
ADAPTIVE LEARNING PATH NAVIGATION BASED ON KNOWLEDGE TRACING AND REINFORCEMENT LEARNING *

Jyun-Yi Chen
National Taiwan Normal University
61175017h@ntnu.edu.tw

Saeed Saeedvand
National Taiwan Normal University
saeedvand@ntnu.edu.tw

I-Wei Lai
National Taiwan Normal University
iweilai@ntnu.edu.tw

ABSTRACT

Keywords E-learning · Adaptive Learning Path · Knowledge Tracing · Deep Learning · Deep Reinforcement Learning

1 Introduction

The integration of pedagogy and technology has brought significant transformations in education, with E-learning systems emerging as accessible, cost-effective, collaborative, and flexible alternatives to classroom-based education [1, 2, 3, 4]. E-learning systems enable students to access a wealth of learning materials for self-directed learning at their convenience. Considering these advantages, exploring strategies to enhance E-learning systems further and optimizing their effectiveness becomes crucial. One promising approach involves offering students well-designed learning paths on these systems. With the support of learning paths, students have a lower chance of encountering learning disorientation and cognitive overload, which improves their learning efficiency [5, 6, 7, 8].

A learning path constitutes a structured sequence of learning materials designed to assist a student in reaching their learning goal [9]. Learning materials can be courses, lessons, or learning objects, depending on the student's requirements [10]. The methods of selecting and organizing learning materials to form a learning path have been studied for some time. Traditional E-learning systems commonly utilize standardized methods to provide fixed learning paths [11, 12, 13, 14, 15, 16, 17]. However, these methods may lead to some students feeling under-challenged or overwhelmed, as each student has a different learning goals and knowledge background [18]. Hence, providing adaptive learning paths tailored to individuals has become a pressing concern.

In recent years, researchers have proposed different approaches for adaptive learning path planning using various personalization parameters. These parameters include learning goals [19, 20], time limitations [21, 22], knowledge backgrounds [23, 24], etc. The learning goals can be deadline-driven or mastery-driven, determined by if the students have time limitations. The knowledge backgrounds refer to the knowledge level of students before they engage with the learning paths. When an adaptive learning path planning approach can accurately assess students' knowledge backgrounds in advance, it can recommend appropriate learning materials based on their deficiencies. However, as the number of students and learning materials on E-learning systems continues to grow, maintaining or improving the system's ability to diagnose students' learning progress becomes challenging [25]. To address this problem, developing scalable methods stands as a permanent solution.

This paper proposes an Adaptive Learning Path Navigation (ALPN) system that recommends learning materials to students according to their knowledge states, i.e., the mastery level of concepts in a subject. The system employs a Knowledge Tracing (KT) model to quantify students' current knowledge states [26], followed by a decision-making model that recommends tailored learning materials. As students complete the learning materials, the KT model updates their knowledge states by assessing their responses. This iterative recommendation and knowledge state updating process continues until students achieve their learning goals. Throughout this process, the learning materials recommended by the decision-making model form the students' learning paths. By considering the dynamics of a student's

**Citation:* Authors. Title. Pages.... DOI:000000/11111.

knowledge state during the learning process, the proposed ALPN system generates highly adaptive learning paths. In addition, we implement two models using deep learning techniques to enhance scalability, enabling our system to maintain or improve its performance when facing more diverse students and learning materials [27, 28].

KT estimates students' knowledge states and predicts their future performance according to their learning records within an E-learning system [29]. Utilizing deep learning techniques, KT has achieved significant advancements in learning diagnosis [30]. Our system employs an attention-based model, Attentive Knowledge Tracing (AKT), to distinguish the relationship between learning materials and their association with a student's knowledge state [31, 32]. We apply the Proximal Policy Optimization (PPO) algorithm to the decision-making model for recommending learning materials that optimize the student's knowledge state [33]. As one of the most successful deep reinforcement learning methods, PPO delivers state-of-the-art performance across various challenging tasks. By leveraging AKT to assess learners' knowledge states and utilizing PPO to recommend learning resources, our ALPN system can create adaptive learning paths. The experiments demonstrate the remarkable performance of the proposed system.

In a nutshell, the proposed ALPN system integrates AKT and PPO models, offering adaptive learning paths to students. The contributions of this work are listed below:

1. Applying a KT model based on the attention mechanism to assess a student's knowledge state, thus makes the generated adaptive learning paths more reliable.
2. Utilizing deep learning and deep reinforcement learning techniques to enhance the system's scalability.
3. Proposing a framework that can continuously update a student's knowledge state, enabling the system to consistently recommend the most suitable learning materials based on their needs.

The paper presents an organization: Section 2 overviews the relevant existing works, Section 3 describes the mechanism of KT, and Section 4 elaborates on learning path planning. Next, Section 5 introduces the dataset and presents the experimental results. Finally, Section 6 concludes this paper and proposes directions for future research.

2 Related Work

This section reviews relevant prior work in the knowledge tracing and reinforcement learning.

2.1 Knowledge Tracing

KT models have two categories: traditional knowledge tracing models and deep learning-based knowledge tracing models.

2.1.1 Item Response Theory

Item Response Theory (IRT) is a popular probabilistic framework in psychometrics that assesses latent traits based on individuals' responses to a collection of items [34]. Although IRT demonstrates robustness across diverse domains, it falls short in capturing the dynamic nature of learning due to the assumption that the latent trait (e.g., a student's knowledge level) remains constant over time. Furthermore, IRT does not explicitly model the sequence of item interactions, a critical aspect for comprehending learning processes.

2.1.2 Bayesian Knowledge Tracing

Bayesian Knowledge Tracing (BKT) addresses the limitations of IRT by representing a student's learning process as a hidden Markov model [29]. This modeling technique monitors an individual's proficiency in knowledge components over time, considering the sequential order of item interactions. Nonetheless, BKT permits only a binary representation of knowledge mastery (i.e., learned or unlearned), indicating that its effectiveness warrants further enhancement.

2.1.3 Deep Knowledge Tracing

Deep Knowledge Tracing (DKT) expands the application of deep learning in knowledge tracing, employing Recurrent Neural Networks (RNN) or Long Short-Term Memory (LSTM) to model individuals' dynamic knowledge acquisition [30]. By leveraging neural network computations, DKT can represent a more extensive range of knowledge states. Consequently, it offers a nuanced and precise approximation of a student's learning progress, demonstrating the potential for adaptive learning path recommendations.

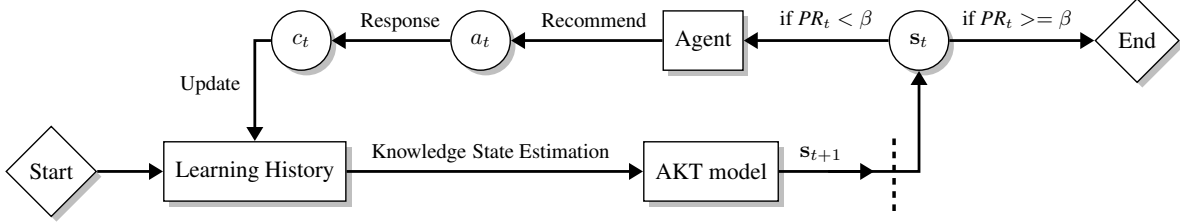


Figure 1: The workflow of the proposed ALPN system. First, AKT is used to analyze the student’s learning history and obtain their initial knowledge state. Then, the PPO-based agent receives this knowledge state and recommends suitable learning materials (exercises) to the student. After the student completes the exercise, the interaction record is added to their learning history, and the knowledge state is reevaluated. This process continues until the student’s average pass rate exceeds the default learning goal.

2.2 Reinforcement Learning

In recent years, Reinforcement Learning (RL) has emerged as a prominent field within artificial intelligence and machine learning. It aims to develop algorithms that allow agents to learn optimal policies through interactions with their environment, aiming to maximize cumulative rewards [35]. Classic RL algorithms, such as Q-learning and SARSA, rely on tabular representations of state-action values, which may suffer from the curse of dimensionality in cases with large state spaces [36, 37]. This limitation has led to exploring function approximation techniques to generalize across states and actions, such as linear function approximation and tile coding [38, 39]. However, these methods often fail to scale well or learn efficiently in complex environments with high-dimensional states and action spaces.

Deep Reinforcement Learning (DRL) was introduced to overcome traditional RL methods’ limitations, integrating deep learning techniques with reinforcement learning algorithms. DRL leverages the power of deep neural networks to represent the value functions or policies, enabling the learning of complex features and representations in high-dimensional spaces [40]. One breakthrough example is the Deep Q-Network (DQN) algorithm, which successfully learned to play a wide range of Atari games directly from raw pixel inputs, outperforming many previous methods [41]. DRL has also demonstrated remarkable success in domains such as robotic control [42], natural language processing [43], and game-playing [44]. Unlike traditional RL methods, DRL offers significant improvements in scalability and generalization, enabling agents to learn more effectively in complex, high-dimensional environments.

3 Knowledge Tracing Model

Before recommending learning materials to the students, understanding their knowledge background is required. To obtain such understanding, we use the KT technique to evaluate a student’s knowledge state, i.e., the mastery level of diverse knowledge components. In this regard, for the study’s completeness, we describe the central concepts of KT in this section and briefly introduce the KT approach we have adopted.

3.1 Problem Definition

KT quantifies the likelihood that a student will correctly answer specific exercises based on the student’s learning history. Given a set of exercise indices $\mathcal{E} = \{e_1, e_2, \dots, e_J\} \in \mathbb{N}$ and a student’s historical interaction sequence $\mathcal{I} = (I_1, I_2, \dots, I_t)$ ordered by time. For each interaction log $I_t = (e_t, c_t)$, $e_t \in \mathcal{E}$ denotes the exercise index that the student answered at time t , and $c_t \in \{0, 1\}$ represents the correctness of the answer. Using these interaction logs as input, the KT model outputs a vector $\mathbf{s}_t = [s_{1,t}, s_{2,t}, \dots, s_{J,t}]^\top$ that represents the student’s knowledge state at time t . Each element in the vector \mathbf{s}_t represents the probability of the student correctly answering a specific exercise in \mathcal{E} :

$$s_{j,t} = \mathbb{P}[c_j = 1 | I_1, I_2, \dots, I_{t-1}, e_j]. \quad (1)$$

We consider the knowledge state to represent the student’s knowledge background and utilize it as a personalization parameter to influence the recommendation of the subsequent learning path.

3.2 Applied Scheme

In this research, we utilized the AKT [32] scheme to implement the KT model for estimating the student’s knowledge state. The AKT employs an exercise self-attentive encoder to convert each input exercise index into a contextualized representation. Then, it evaluates the student’s acquired knowledge from past interactions by using a knowledge acquisition self-attentive encoder. Following the knowledge acquisition step, the AKT filters the previously acquired knowledge to extract the relevant knowledge associated with the current exercise utilizing a single attention-based knowledge retriever. Finally, it evaluates the probability of the student correctly answering a specific exercise using the extracted knowledge.

4 Learning Path Navigation System

The proposed ALPN system employs a pre-trained AKT model as the environment, allowing the decision-making model, i.e., the agent, to explore diverse learning paths. When the student follows a learning path, multiple state-action-reward tuples will be generated over time, collectively forming a trajectory:

$$\tau = \{(\mathbf{s}_1, a_1, r_1), (\mathbf{s}_2, a_2, r_2), \dots, (\mathbf{s}_T, a_T, r_T)\}, \quad (2)$$

where \mathbf{s}_t denotes the student’s knowledge state, a_t represents the exercise index recommended by the agent, and r_t signifies the immediate reward that the agent received after the student completes the exercise. We assign the maximum length of a single learning path to T_{\max} , such that $T \leq T_{\max}$. Notably, \mathbf{s}_1 indicates the knowledge background the AKT evaluates before the student engages with the learning path.

We illustrate the conceptual view of our ALPN system framework in Figure 1. The subsequent subsections will introduce various components employed to implement this system.

4.1 Probabilistic Formulation

Our system’s primary objective is to provide learning paths to students with various knowledge backgrounds, ensuring they achieve their learning goals. The optimal approach involves augmenting the probability of generating trajectories with the highest cumulative reward across heterogeneous initial knowledge states. Hence, we commence by defining the probability formulation:

$$\mathbb{P}_\theta[\tau] = \rho(\mathbf{s}_1) \prod_{t=1}^T \pi_\theta(a_t|\mathbf{s}_t) \mathbb{P}[c_t|\mathbf{s}_t, a_t] \mathbb{P}[\mathbf{s}_{t+1}|\mathbf{s}_t, a_t, c_t], \quad (3)$$

where $\rho(\mathbf{s}_1)$ indicates the initial knowledge state distribution, and $\mathbb{P}[\mathbf{s}_{t+1}|\mathbf{s}_t, a_t, c_t]$ stands for the transition probability of knowledge state. The term $\mathbb{P}[c_t|\mathbf{s}_t, a_t]$ represents the Bernoulli distribution of the probability that the student correctly answers the exercise a_t , as determined by the AKT model.

4.2 Learning Goal

In our ALPN system, we set the primary learning goal for the student as maximizing their learning outcome. We define the student’s learning outcome as the average pass rate (APR) for all exercises. We can express the student’s APR at time t as:

$$APR_t = \frac{1}{|\mathcal{A}|} \sum_{j=1}^{|\mathcal{A}|} s_{j,t}, \quad \forall j : s_{j,t} \in (0, 1), \quad (4)$$

where $|\cdot|$ denotes the cardinality of a set, which represents the number of elements in the set. Specifically, $|\mathcal{A}|$ represents the number of available exercises in the E-learning system and denotes the action space size for the agent. $s_{j,t}$ indicates the probability of a student answering the j -th exercise in the exercise set correctly at time t .

Upon completion of an exercise that the agent recommends, the student’s APR_t undergoes comparison with a pre-determined threshold β . When the APR_t exceeds or equals β , the system deems the student to have accomplished the learning goal. The β does as a hyperparameter, allowing for adjustments as required.

4.3 Reward Function

We develop the reward function to align with the student’s learning goal. It can evaluate the quality of the ALPN agent’s actions and guides its decision-making by reinforcing actions that yield desirable results. We emphasize the learning gain as a critical parameter to achieve this. Learning gain refers to the distinction between students’ skills, competencies, content knowledge, and personal development at two different points in time [45]. It varies from learning outcomes, as learning gain compares performance at two-time points, whereas learning outcomes focus on pass rate output at a single point in time. Precisely, we calculate learning gain as $LG_t = APR_t - APR_{t-1}$, where APR_t and APR_{t-1} indicate a student’s current learning outcome and previous learning outcome.

This study also considers the distance between a student’s current learning outcome and the learning goal as an essential parameter. We define the distance parameter as $d_t = \beta - APR_t$, which acts as a factor influencing the reward signal’s magnitude. As the distance parameter gets incorporated, dividing the learning gain by distance returns the central part of the reward signal, reflecting the challenge associated with further enhancing the student’s learning outcome when approaching their learning goal.

Furthermore, we regard the diversity in learning materials (i.e., exercises) as essential within a single learning path. We apply a penalty parameter λ into the reward function to ensure diversity, with the definition as:

$$\lambda = \frac{d_1 |\mathcal{A}|}{T_{\max}}, \quad d_1 = \beta - APR_1, \quad (5)$$

where d_1 denotes the initial distance between the student’s learning outcome and the learning goal. $n_{j,t}$ indicates how often the agent has recommended the j -th exercise in the current learning path at time t .

With these parameters, we formulate the reward function as:

$$r_t = \begin{cases} \frac{LG_t |\mathcal{A}|}{d_t} - \lambda^{n_{j,t}} & \text{if } LG_t \geq 0 \\ \frac{LG_t |\mathcal{A}|}{d_t} & \text{if } LG_t < 0, \end{cases} \quad (6)$$

Deserving of mentioning exists that a more elevated initial knowledge level of the student (i.e., a smaller d_1) corresponds to a less penalty parameter value. Reducing constraints on the agent allows for increased exploration opportunities, assessing the potential benefits of student review for specific exercises.

4.4 Maximize Expected Reward

The ALPN agent learns a target policy $\pi_\theta(\cdot|s_t)$ that correlates the student’s knowledge state $s_t \in \mathcal{S}$ to a distribution over all actions $a \in \mathcal{A}$, with the objective of maximizing the expected cumulative rewards:

$$\bar{R}_\theta = \mathbb{E}_{\tau \sim \pi_\theta} [R(\tau)] = \sum_{\tau} R(\tau) \mathbb{P}_\theta[\tau]. \quad (7)$$

In order to achieve maximization, we require the computation of its gradient:

$$\begin{aligned} \nabla \bar{R}_\theta &= \sum_{\tau} R(\tau) \nabla \mathbb{P}_\theta(\tau) = \sum_{\tau} R(\tau) \mathbb{P}_\theta(\tau) \nabla \log \mathbb{P}_\theta[\tau] \\ &= \mathbb{E}_{\tau \sim \pi_\theta} [R_\tau \nabla \log \mathbb{P}_\theta[\tau]]. \end{aligned} \quad (8)$$

However, computing the specific expected value proves infeasible. Thus, we approximate it by sampling a sufficient number N of trajectories:

$$\begin{aligned} \nabla \bar{R}_\theta &\approx \frac{1}{N} \sum_{n=1}^N R(\tau^n) \nabla \log \mathbb{P}_\theta[\tau^n] \\ &= \frac{1}{N} \sum_{n=1}^N \sum_{t=1}^T R(\tau^n) \nabla \log(\mathbb{P}_\theta[a_t^n | s_t^n] \mathbb{P}[c_t^n | s_t^n, a_t^n]), \end{aligned} \quad (9)$$

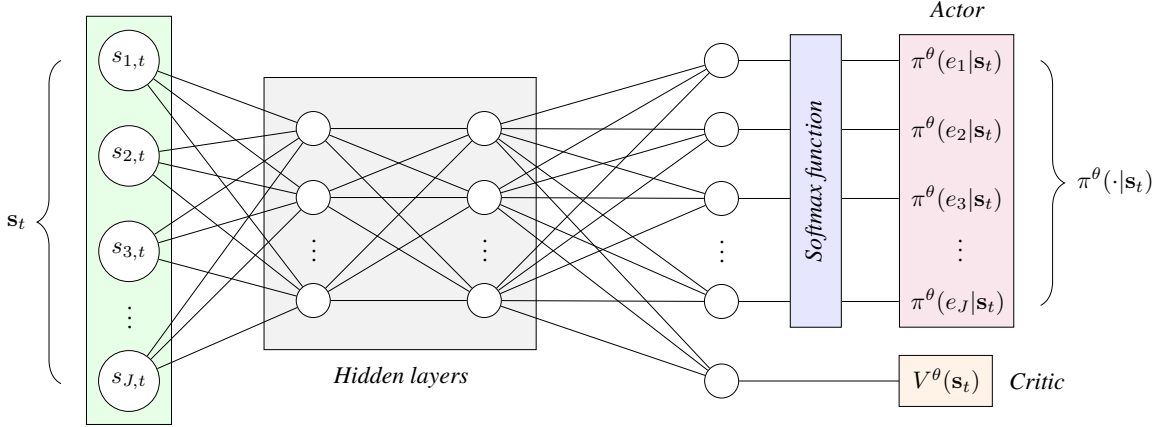


Figure 2: The network architecture of the ALPN agent. We use the input of the knowledge state s_t predicted by the AKT model. After passing through shared hidden layers, the Softmax function partially processes the output to obtain a probability distribution $\pi^\theta(\cdot | s_t)$, and the other part is used directly as the critic value $V^\theta(s_t)$. This architecture is implemented based on the Actor-Critic concept, and having the Actor and Critic as two separate networks is also permissible.

where the probability $\mathbb{P}[s_{t+1} | s_t, a_t, c_t]$ in (3) does not feature, as it stems from the trained KT model in the environment. The knowledge state transition outcome exhibits determinism for a given pair (s_t, a_t, c_t) . Namely, $\log \mathbb{P}[s_{t+1} | s_t, a_t, c_t]$ reduces to 0, rendering its inclusion in (9) redundant.

With the gradient, we employ the gradient ascent algorithm to optimize the parameters θ of the policy network, resulting in the identification of the optimal policy $\pi_\theta^*(\cdot | s_t)$, which can maximize the students' long-term learning outcomes.

4.5 Advantage Function

From a practical implementation standpoint, when a student answers a recommended exercise correctly, the obtained learning gain is predominantly positive. This circumstance leads the agent to need help identifying the most beneficial exercises for the student in the long run, as it frequently receives reward signals greater than 0. Consequently, we utilize the following advantage function for replacing the original $R(\tau)$:

$$\begin{aligned} A^\theta(s_t, a_t) &= \sum_{t'=t}^T (\gamma^{t'-t} r_{t'}) - V^\theta(s_t) \\ &= Q^\theta(s_t, a_t) - V^\theta(s_t), \end{aligned} \quad (10)$$

where $\gamma \in [0, 1]$ denotes the discount factor, which balances the immediate rewards with the potential long-term rewards resulting from a particular action.

Operating this advantage function allows the agent to ascertain how recommending a specific exercise proves more effective than suggesting other exercises in a given knowledge state.

4.6 Policy Gradient Method

Next, we focus on the policy gradient method employed in our approach, specifically the Proximal Policy Optimization (PPO) [33] algorithm. PPO has been demonstrated to achieve state-of-the-art performance in various RL tasks and offers the advantage of improved sample efficiency and stability during training. Here, we provide a detailed description of the PPO algorithm and discuss its implementation in the context of our proposed ALPN agent.

Figure 2 illustrates and elucidates the network architecture of the PPO-based agent. In this architecture, the input consists of the environment's current state, i.e., the student's knowledge state. The framework comprises two parts: the actor and critic networks.

The actor network determines the optimal policy that dictates the agent's actions in the AKT environment. It receives the input s_t and generates a probability distribution $\pi^\theta(\cdot | s_t)$ over the action space \mathcal{A} , guiding the agent's decisions.

The primary objective of the actor entails maximizing the expected cumulative reward \bar{R}_θ when students follow their learning paths. For another part, the critic network serves as a value function estimator that calculates the value of the student’s current state. Given the state \mathbf{s}_t and policy π^θ , this network takes the same input as the actor but outputs a scalar value $V^\theta(\mathbf{s}_t)$ indicating the expected return. The critic aids in reducing the variance in the policy gradient estimate, thus enhancing the stability and convergence of the agent’s learning process.

We utilize a replay buffer and the PPO’s Clipped surrogate objective function to enhance the agent’s sample efficiency. By incorporating a replay buffer, we can store past experiences, allowing the agent to learn from these experiences more data-efficiently. The Clipped surrogate objective function performs as a critical component in the PPO, addressing the central challenge of policy optimization [40, 46, 35]: balancing stable updates with sample efficiency. This function strives to prevent the policy from undergoing substantial updates, which could result in instability and suboptimal performance. We formulate the Clipped surrogate objective function as follows:

$$L_{CLIP}^{\theta^k}(\theta) = \mathbb{E}_{(\mathbf{s}_t, a_t) \sim \pi_{\theta^k}} [\min(\rho_t(\theta)A^{\theta^k}(\mathbf{s}_t, a_t), \text{clip}(\rho_t(\theta), 1 - \epsilon, 1 + \epsilon)A^{\theta^k}(\mathbf{s}_t, a_t))], \quad (11)$$

where θ^k means that we use the old policy π_{θ^k} to interact with the environment to collect transitions and compute advantage $A^{\theta^k}(\mathbf{s}_t, a_t)$. Then, $\rho_t(\theta)$ indicates the probability ratio, which measures the relative likelihood of selecting a particular action under the new policy compared to the old policy:

$$\rho_t(\theta) = \frac{\pi_\theta(a_t|\mathbf{s}_t)}{\pi_{\theta^k}(a_t|\mathbf{s}_t)}. \quad (12)$$

The probability ratio updates the policy, maintaining stability and ensuring consistency between the new and old policies. The PPO algorithm employs the Clipped surrogate objective function, which utilizes the probability ratio to balance stable policy updates and sample efficiency. Clipping the probability ratio within a specific range $[1 - \epsilon, 1 + \epsilon]$ enables to avoid substantial policy updates that could cause instability and poor performance, where ϵ denotes a hyperparameter typically set to 0.2.

4.7 Algorithm

We can further discuss the incorporation of two additional components in the objective function: the value function error term and the entropy bonus. These elements desire to address specific aspects of the learning process and enhance the overall performance of the ALPN system.

Incorporating the value function error decreases the mistake in value estimation from the critic, reducing the variability in the advantage function estimation process [47]. This enhanced precision, in turn, helps the agent make better decisions while navigating the learning path. Besides, when utilizing a neural network architecture that shares parameters between the actor and critic, operating an objective function that amalgamates the policy surrogate and a value function error term becomes essential.

The entropy bonus, counted to foster exploration and avert premature convergence to a suboptimal policy, encourages the agent to balance exploration and exploitation [48, 49]. This balance facilitates the discovery of novel strategies and elevates the agent’s overall performance. Moreover, the entropy term helps the agent evade local optima and maintain learning progress throughout training.

Upon integrating these terms, the resulting objective function emerges, which the ALPN agent maximizes:

$$L^{\theta^k}(\theta) = \mathbb{E}_{(\mathbf{s}_t, a_t) \sim \pi_{\theta^k}} [L_{CLIP}^{\theta^k}(\theta) - \frac{1}{2}L_{VF}^{\theta^k}(\theta) + \alpha H[\pi_{\theta^k}](\mathbf{s}_t)], \quad (13)$$

where $L_{VF}^{\theta^k}(\theta) = (V^{\theta^k}(\mathbf{s}_t) - V^\theta(\mathbf{s}_t))^2$ and $H[\pi_{\theta^k}](\mathbf{s}_t)$ represents the entropy bonus. α denotes the temperature, which controls the trade-off between exploration and exploitation. A higher temperature value promotes exploration by increasing the randomness in the agent’s recommendations. In contrast, a lower temperature value encourages exploitation by focusing more on the agent’s current understanding. Finally, we present the complete ALPN algorithm:

5 Experiments

In this section, we will examine the empirical evaluation of our proposed ALPN system. The section begins with introducing the dataset employed to train the AKT model within our system. Next, we will elucidate the evaluation methodology employed to assess the system’s performance and present the agent’s training process results.

Algorithm 1 Adaptive Learning Path Navigation (ALPN)

```

1: Initialize agent parameters  $\theta^1$ 
2: Initialize replay buffer  $\mathcal{D}$ 
3: for  $k = 1, 2, \dots$  do
4:   Input a student’s learning history  $\mathcal{I}$ 
5:   Input a student’s initial knowledge state  $\mathbf{s}_1$ 
6:   for  $t = 1, 2, \dots, T_{\max}$  do
7:     Recommend exercise  $a_t$  on policy  $\pi_{\theta^k}(\cdot|\mathbf{s}_t)$ 
8:     Set  $c_t$  based on knowledge state  $\mathbf{s}_t$ 
9:     Update learning history  $\mathcal{I}$  with  $a_t, c_t$ 
10:    Get  $\mathbf{s}_{t+1}$  by  $\mathcal{I}$  and AKT model
11:    Compute reward signal  $r_t$ 
12:    if  $PR_t \geq \beta$  then
13:      break
14:    end if
15:    Store transition  $(\mathbf{s}_t, a_t, r_t, \mathbf{s}_{t+1})$  in  $\mathcal{D}$ 
16:    Sample  $n$  transitions from  $\mathcal{D}$ 
17:    Estimate advantages  $A_1^{\theta^k}, A_2^{\theta^k}, \dots, A_n^{\theta^k}$ 
18:    Perform policy update  $\theta^{k+1} = \arg \max_{\theta} L^{\theta^k}(\theta)$ 
19:  end for
20: end for

```

Subsequently, we will provide additional analyses, including insights into the changes in the learning path length throughout the training process and an exploration of the diversity within the generated learning paths. These analyses will contribute to a more profound understanding of the ALPN system’s efficacy and potential implications for personalized learning.

5.1 Dataset

We utilize the Junyi Academy Math Practicing Log (Junyi) dataset [50] to train the AKT model within the ALPN system. This dataset comprises 25,925,922 interaction logs generated by 247,606 real-world students, encompassing 722 math exercises. As one of Taiwan’s most influential online education platforms, Junyi produced this dataset between 2012 and 2015 and made it publicly available online. Numerous KT-related studies have employed the Junyi dataset to test their models, obtaining impressive experimental results.

5.2 System Performance

We evaluate the performance of our system by concentrating on the student’s learning outcomes APR_T after completing the learning paths provided by the agent. This performance metric offers a practical insight into the agent’s capability to generate personalized learning paths that effectively improve students’ knowledge states. In addition, we have implemented another agent using the Advantage Actor-Critic (A2C) algorithm for comparative purposes.

Figure 3 illustrates the performance of the ALPN system when employing A2C and PPO algorithms separately. As observed from the figure, under the assumption of setting the learning goal $\beta = 0.8$, the PPO-based agent demonstrates superior performance compared to the A2C alternative. The PPO-based agent can learn more quickly how to assist students in achieving their learning goals during the training process, despite initially sampling less effective learning paths in the earlier stages of training. Furthermore, the PPO-based agent exhibits better stability than the A2C-based agent, as evidenced by the figure showing a decline in A2C’s performance after around 5000 episodes. In contrast, the PPO-based agent’s performance shows a slight and consistent increase during the later stages of training.

5.3 Path Length Decay

Our ALPN system seeks to support students in achieving their learning goals while maximizing their learning efficiency. In other words, we aspire to minimize the number of exercises within each generated learning path, given that the agent effectively guides students toward their learning goals. Therefore, we examined whether the agents implemented using PPO and A2C could progressively generate learning paths with fewer exercises during the training process. Figure 4 displays that both agents gradually downsized the length of learning paths as training time extended.

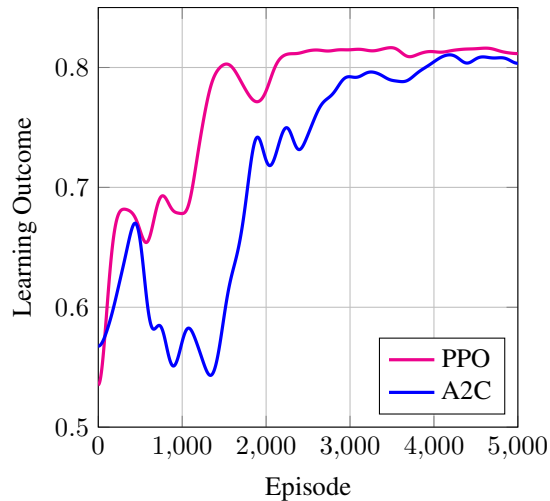


Figure 3: Performance comparison between PPO and A2C in the proposed ALPN system.

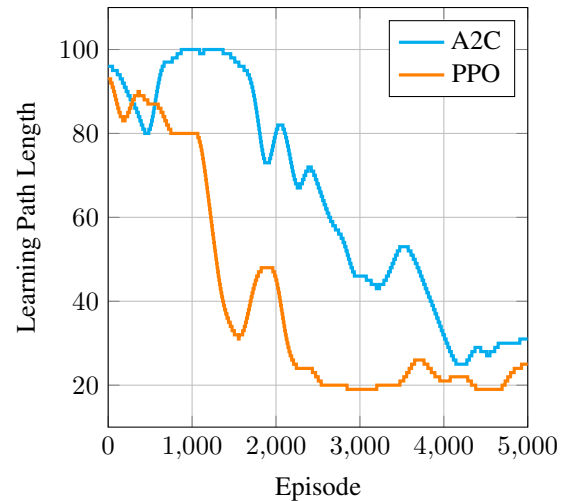


Figure 4: The comparison of the learning path length generated by PPO and A2C in the system.

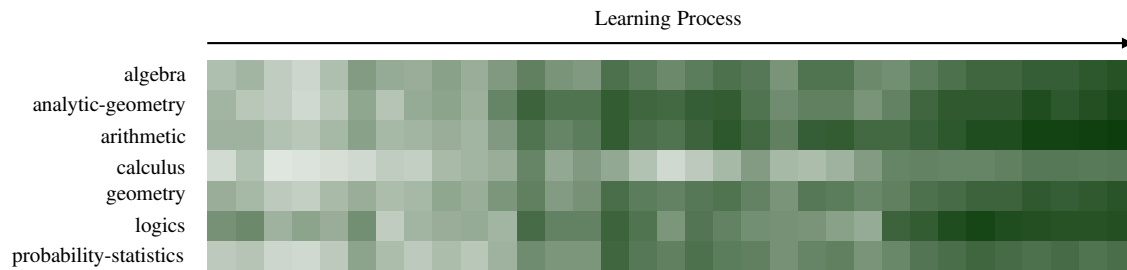


Figure 5: The changes in a student's knowledge state while following the learning path provided by a trained ALPN system during the learning process.

Moreover, the figure indicates that the PPO implementation outperforms A2C regarding the decay rate and magnitude of learning path lengths.

5.4 Diversity

An adaptive learning path planning system must consider the differences in students' knowledge states to offer different learning paths. In other words, the system should have high diversity in providing learning paths. We use two perspectives to confirm if our ALPN system can provide highly diverse learning paths. One is to observe if the system recommends as many types of exercises as possible rather than only suggesting some.

On the other hand, we use the following formula to calculate and examine if the learning paths obtained by different students are different.

5.5 Diversity

6 Conclusion

References

- [1] S. Guri-Rosenblit. 'distance education' and 'e-learning': Not the same thing. *High. Educ.*, 49(4):467–493, 2005.
- [2] P. C. Sun, R. J Tsai, G. Finger, Y. Y. Chen, and D. Yeh. What drives a successful e-learning? an empirical investigation of the critical factors influencing learner satisfaction. *Comput. Educ.*, 50(4):1183–1202, 2008.

- [3] B. Gilbert. Online learning revealing the benefits and challenges. *Education Masters*, 2015.
- [4] G. C. Oproiu. A study about using e-learning platform (moodle) in university teaching process. *Procedia Soc. Behav. Sci.*, 180:426–432, May 2015.
- [5] N. S. Chen, Kinshuk, C. W. Wei, and H. J. Chen. Mining e-learning domain concept map from academic articles. *Comput. Educ. J.*, 50:1009–1021, 2008.
- [6] P. Basu, S. Bhattacharya, and S. Roy. Online recommendation of learning path for an e-learner under virtual university. In C. Hota and P. Srimani, editors, *Distributed Computing and Internet Technology*, volume 7753 of *Lecture Notes in Computer Science*, pages 126–136. Springer Berlin Heidelberg, 2013.
- [7] R. E. Mayer and R. Moreno. Nine ways to reduce cognitive load in multimedia learning. *Educational Psychologist*, 38(1):43–52, 2003.
- [8] C. M. Chen, H. M. Lee, and Y. H. Chen. Personalized e-learning system using item response theory. *Computers and Education*, 44(3):237–255, Apr 2005.
- [9] A. Muhammad, Q. Zhou, G. Beydoun, D. Xu, and J. Shen. Learning path adaptation in online learning systems. In *Proc. IEEE 20th Int. Conf. Comput. Supported Cooperative Work Des.*, pages 421–426, 2016.
- [10] E. Duval and W. Hodgins. A LOM research agenda. In *Proc. 12th Int'l Conf. World Wide Web (WWW '03)*, 2003.
- [11] B. S. Bloom, M. D. Engelhart, E. J. Furst, W. H. Hill, and D. R. Krathwohl. *Taxonomy of Educational Objectives: The Classification of Educational Goals*. Longman, London, U.K., 1956.
- [12] J. S. Bruner. *The Process of Education*. Harvard University Press, Cambridge, MA, 1977. Original work published in 1960.
- [13] Y. L. Chi. Ontology-based curriculum content sequencing system with semantic rules. *Expert Syst. Appl.*, 36(4):7838–7847, May 2009.
- [14] R. Gagne. *The Conditions of Learning and Theory of Instruction*. Holt, Rinehart, and Winston, 4 edition, 1985.
- [15] J. A. Beane. *Curriculum Integration: Designing the Core of Democratic Education*. Teachers College Press, New York, 1997.
- [16] C. M. Reigleluth, editor. *Instructional-Design Theories and Models: A New Paradigm of Instructional Theory (Volume II)*. Lawrence Erlbaum Associate, Mahwah, NJ, USA, 1999.
- [17] F. Yang, F. B. Li, and R. H. Lau. An open model for learning path construction. In *Advances in Web-Based Learning - ICWL 2010*, volume 6483, pages 318–328, 2010.
- [18] P. Karampiperis and D. Sampson. Adaptive learning resources sequencing in educational hypermedia systems. *Educ. Technol. Soc. J.*, 8(4):128–147, 2005.
- [19] Z. Li, O. Papaemmanouil, and G. Koutrika. Coursenavigator: interactive learning path exploration. In *Proc. 3rd Int. Workshop Explor. Search Databases Web*, pages 6–11. ACM, 2016.
- [20] G. Durand, F. Laplante, and R. Kop. A learning design recommendation system based on markov decision processes. In *KDD- 2011: 17th ACM SIGKDD Conference on Knowledge Discovery and Data Mining*, 2011.
- [21] A. H. Nabizadeh, A. Mário Jorge, and J. Paulo Leal. Rutico: Recommending successful learning paths under time constraints. In *Proc. Adjunct Pub. 25th Conf. User Model., Adapt. Personalization*, pages 153–158, 2017.
- [22] M. M. Alian and R. Jabri. A shortest adaptive learning path in elearning systems: Mathematical view. *J. Amer. Sci.*, 5(6):32–42, 2009.
- [23] H. Xie, D. Zou, F. L. Wang, T. L. Wong, Y. Rao, and S. H. Wang. Discover learning path for group users: A profile-based approach. *Neurocomputing*, 254:59–70, Sep 2017.
- [24] X. Feng, H. Xie, Y. Peng, W. Chen, and H. Sun. Groupized learning path discovery based on member profile. In *ICWL workshops*, pages 301–310, 2010.
- [25] A. H. Nabizadeh, J. P. Leal, H. N. Rafsanjani, and R. R. Shah. Learning path personalization and recommendation methods: A survey of the state-of-the-art. *Expert Syst. With Appl.*, 159, 2020.
- [26] G. Abdelrahman, Q. Wang, and B. P. Nunes. Knowledge tracing: A survey. 2022.
- [27] Y. LeCun, Y. Bengio, and G. Hinton. Deep learning. *Nature*, 521:436–444, May 2015.
- [28] K. Arulkumaran, M. P. Deisenroth, M. Brundage, and A. A. Bharath. Deep reinforcement learning: A brief survey. *Signal Process. Mag.*, 34(6):26–38, Nov 2017.
- [29] A. T. Corbett and J. R. Anderson. Knowledge tracing: Modeling the acquisition of procedural knowledge. *User Model. User-Adapted Interaction*, 4(4):253–278, 1994.

- [30] C. Piech, J. Bassen, J. Huang, S. Ganguli, M. Sahami, L. J. Guibas, and J. Sohl-Dickstein. Deep knowledge tracing. In *Advances in Neural Information Processing Systems NIPS*, pages 505–513, 2015.
- [31] A. Vaswani, N. Shazeer, N. Parmar, J. Uszkoreit, L. Jones, A. N. Gomez, L. Kaiser, and I. Polosukhin. Attention is all you need. In *Proc. 31st Int. Conf. Neural Inf. Process. Syst.*, pages 6000–6010, 2017.
- [32] A. Ghosh, N. Heffernan, and A. S. Lan. Context-aware attentive knowledge tracing. In *Proc. 26th ACM SIGKDD Int. Conf. Knowledge Discovery and Data Mining*, pages 2330–2339, Aug 2020.
- [33] J. Schulman, F. Wolski, P. Dhariwal, A. Radford, and O. Klimov. Proximal policy optimization algorithms. 2017.
- [34] S. E. Embretson and S. P. Reise. *Item Response Theory*. Psychology Press, London, U.K., 2013.
- [35] R. S. Sutton and A. G. Barto. *Reinforcement Learning: An Introduction*. MIT Press, 2018.
- [36] C. J. Watkins and P. Dayan. Q-learning. *Mach. Learn.*, 8(3-4):279–292, 1992.
- [37] G. A. Rummery and M. Niranjan. On-line q-learning using connectionist systems. Technical report, University of Cambridge, Department of Engineering, Cambridge, U.K., 1994.
- [38] L. C. Baird. Residual algorithms: Reinforcement learning with function approximation. In *Proc. Mach. Learn.*, pages 30–37, 1995.
- [39] R. S. Sutton. Generalization in reinforcement learning: Successful examples using sparse coarse coding. In *Proc. Adv. Neural Inf. Process. Syst.*, pages 1038–1044, 1996.
- [40] V. Mnih, K. Kavukcuoglu, D. Silver, A. A. Rusu, J. Veness, M. G. Bellemare, A. Graves, M. Riedmiller, A. K. Fidjeland, G. Ostrovski, S. Petersen, C. Beattie, A. Sadik, I. Antonoglou, H. King, D. Kumaran, D. Wierstra, S. Legg, and D. Hassabis. Human-level control through deep reinforcement learning. *Nature*, 518(7540):529–533, 2015.
- [41] V. Mnih et al. Playing atari with deep reinforcement learning. 2013.
- [42] S. Levine, C. Finn, T. Darrell, and P. Abbeel. End-to-end training of deep visuomotor policies. *J. Mach. Learn. Res.*, 17(1):1334–1373, 2016.
- [43] D. Bahdanau, K. Cho, and Y. Bengio. Neural machine translation by jointly learning to align and translate. In *ICLR*, 2015.
- [44] D. Silver et al. Mastering the game of go with deep neural networks and tree search. *Nature*, 529(7587):484–489, 2016.
- [45] C. H. McGrath, B. Guerin, E. Harte, M. Frearson, and C. Manville. *Learning gain in higher education*. RAND Corporation, Santa Monica, CA, 2015.
- [46] T. P. Lillicrap, J. J. Hunt, A. Pritzel, N. Heess, T. Erez, Y. Tassa, D. Silver, and D. Wierstra. Continuous control with deep reinforcement learning. 2015.
- [47] J. Schulman, P. Moritz, S. Levine, M. Jordan, and P. Abbeel. High-dimensional continuous control using generalized advantage estimation. 2015.
- [48] R. J. Williams. Simple statistical gradient-following algorithms for connectionist reinforcement learning. *Machine learning*, 8:229–256, 1992.
- [49] V. Mnih, A. P. Badia, M. Mirza, A. Graves, T. P. Lillicrap, T. Harley, D. Silver, and K. Kavukcuoglu. Asynchronous methods for deep reinforcement learning. 2016.
- [50] H.-S. Chang, H.-J. Hsu, and K.-T. Chen. Modeling exercise relationships in e-learning: A unified approach. In *Proc. EDM*, pages 532–535, 2015.