

Modular Cluster Circuits for the Variational Quantum Eigensolver

Seyed Ehsan Ghasempouri,^{*,†} Gerhard W. Dueck,^{*,‡} and Stijn De Baerdemacker^{*,†,¶}

[†]*Department of Chemistry, University of New Brunswick, PO Box 4400, Fredericton, NB Canada*

[‡]*Faculty of Computer Science, University of New Brunswick, PO Box 4400, Fredericton, NB Canada*

[¶]*Department of Mathematics and Statistics, University of New Brunswick, PO Box 4400, Fredericton, NB Canada*

E-mail: ehsan.ghasempouri@unb.ca; gdueck@unb.ca; stijn.debaerdemacker@unb.ca

Abstract

The variational quantum eigensolver (VQE) algorithm recently became a popular method to compute quantum chemical properties of molecules on noisy intermediate scale quantum (NISQ) devices. The VQE is a hybrid quantum-classical algorithm in which the variational wavefunction is implemented as a quantum circuit on the quantum device, whereas the optimization of the circuit happens on a classical computer. In order to avoid noise accumulation from the NISQ device in the circuit, it is adamant to keep the so-called quantum depth of the circuit at a minimum, defined as the minimum number of quantum gates that need to be operated sequentially. In the present work, we introduce a modular 2-qubit cluster circuit that allows for the design of a shallow-depth quantum circuit compared to previously proposed architectures without loss of chemical accuracy. Moreover, by virtue of the simplicity of the cluster circuit, it is possible to assign a valence bond chemical interpretation to the cluster circuit. The design was tested on the H_2 , $(H_2)_2$ and LiH molecules, as well as the finite-size transverse-field Ising model, as the latter provides additional insights in the construction of the circuit in a resonating valence bond pic-

ture.

Introduction

The first idea of a quantum computer was introduced as early as the 1980s^{1–3} when it was argued that the ideal device on which to simulate a quantum system would be an *other* quantum system. These devices would harness the fundamental principles of superposition and entanglement that make simulating quantum systems exponentially hard in general on classical von Neumann devices. Nevertheless, the past century has provided us with extraordinary progress in the development of classical quantum many-body approaches and electronic structure methods⁴ allowing us to simulate a majority of molecular systems on classical devices, however still at a polynomially scaling cost, and excluding the class of strongly correlated quantum systems. The latter systems are characterized by a proliferation of quasi- or nearly degenerate electron configurations that quickly grow beyond the processing and memory capacities of classical devices. Well known examples of such systems are transition metal compounds, important for photoluminescence,⁵ batteries⁶ or catalysis⁷ applications. For this

reason, there still is strong interest in the development and investigation of new methods and technologies that have these strong quantum correlations baked in, in which quantum computing is a prime candidate.

Over the past few decades, several physical realizations and architectures for a potential quantum computer have been proposed, cumulating in a recent surge in so-called noisy intermediate quantum devices (NISQ).^{8,9} These devices are characterized by quantum gates with finite accuracy or fidelity operating on a limited number of logical qubits, so applications are presently restricted to small molecules that can be simulated with compact quantum circuits. The current method of choice on these devices is the variational quantum eigensolver (VQE),^{10,11} a quantum-classical hybrid approach to compute the energy of a molecular system. In the VQE, a trial wave function is implemented by means of elementary quantum gates on a quantum device which is then iteratively optimized using classical optimization algorithms. The optimization is performed variationally on the energy expectation value of the Hamiltonian which is evaluated indirectly through measurements of the density matrix on the quantum device. The major benefit of implementing the wavefunction on a quantum computer, rather than on a classical device, is that the quantum device provides access to classes of quantum many-body wavefunctions that were unreachable by classical approaches in the pre-NISQ era.

A good example is the unitary coupled cluster ansatz (UCC),^{12–16} a variation of the highly successful coupled cluster method in which the particle-hole operators are put in anti-Hermitian shape. Interestingly, the unitary properties of the exponentiated particle-hole operators make them perfectly suited as unitary quantum gates acting on the reference state. The UCC at the singles and doubles level (UCCSD)^{17–19} enjoys the benefit of its close connection to the traditional coupled cluster singles and doubles (CCSD) method,¹³ however it suffers from an excessive number of quantum gates and elevated circuit complexity if all particle-hole excitations are to be consid-

ered. Consequently, the UCCSD ansatz has a high circuit depth, which is defined as the minimum number of serial quantum gates within the circuit. On NISQ devices, the circuit depth needs to be kept as low as possible in order to mitigate the build up of noise. One approach to minimize the number of particle-hole operators is the use of a greedy optimization algorithm such as the ADAPT-VQE,^{20–22} in which the circuit of concatenated particle-hole operators is organically grown by means of intermediate evaluations of the energy gradient at each step of the circuit design.²³ The elegance of the ADAPT-VQE approach is contained in the efficient evaluation of the energy gradient in terms of measurements. Unfortunately, symmetries are not optimally encoded in the algorithm, and the greedy aspect of the optimization procedure does not guarantee convergence to the global minimum.²⁴ A closely related approach is the iterative qubit coupled cluster (iQCC) method,^{19,25} in which the quantum depth or scale of the quantum circuit is kept fixed, however the complexity of the wavefunction is encapsulated in a similarity transformation of the Hamiltonian. As a result, despite having a significantly lower circuit depth, additional measurements are required as the dressed Hamiltonian grows in terms of Pauli strings.²⁶ In addition, the reduction in circuit depth does not automatically lead to improved convergence with respect to the ADAPT-VQE.^{25,26}

In the present work, we introduce a minimal cluster circuit for the VQE that will allow for a compact and modular circuit design with reduced circuit depth. The minimal design of the circuit allows for a chemical interpretation in terms of valence bond (VB) structures.^{27,28} The textbook picture of a VB structure is a resonance between different electron pair configurations and provides a chemically inspired means to construct compact wavefunctions. Paired electron wavefunction ansätze have been considered, both in the context of unitary pair coupled cluster doubles (UpCCD) wavefunctions²⁹ as well as antisymmetrized geminal powers (AGP),^{30,31} however with a circuit complexity that is comparable to UCC methods. We will make a connec-

tion with the resonating valence bond (RVB) method,³² applied to the finite-size transverse-field Ising model, known from condensed matter physics and statistical physics.³³ The use of cluster circuits has been proposed before in the ClusterVQE method,²⁶ however from a top-bottom point of view in which larger spaces are split into simpler building blocks using mutual information indices.

It is worth noting that other measures besides the circuit depth exist to reduce the complexity of quantum circuits on NISQ devices. For instance, one can also target the circuit width, which refers to the number of physical qubits on the real quantum device. Several efforts have been made to use symmetries to reduce the number of qubits.^{34–38} However, these methods are capable of reducing just a few number of qubits. Recent advancements allowed for further reduction of the circuit width by concatenating different VQE approaches to solve an effective Hamiltonian, using tensor-network methods, or by reverting back to 1st quantization approaches.^{39–43}

The rest of the paper is organised as follows. We will define the cluster circuit in the following section in line with the exact quantum circuit for the 2-site transverse-field Ising model and the H₂ molecule in a minimal basis set, and give it an interpretation in terms of valence bond resonances. In the next section, we employ the cluster circuit as a modular block to design full cluster circuits for multiple-qubit systems based on. In the final section, we comment on the potential and limitations of the cluster circuits. All simulations have been performed in the Qiskit environment,⁴⁴ and can be accessed in the supplemental information.

Cluster Circuits

Valence Bonding

The quintessential minimal model of the H₂ molecule is a superposition of a pair of electrons in the σ bonding and σ^* antibonding orbital of the system

$$|H_2\rangle = \cos \frac{\theta}{2} |\sigma\bar{\sigma}\rangle + \sin \frac{\theta}{2} |\sigma^*\bar{\sigma}^*\rangle, \quad (1)$$

in which the (i, \bar{i}) notation is used to denote the two spin-up and spin-down partners respectively in the spatial orbital i . In a minimal model, such as STO- n G, the bonding and antibonding orbitals are constructed from the single atomic orbitals on the individual hydrogens respectively. In all our simulations, we employed the restricted Hartree-Fock orbitals as the initial state orbitals in the circuit. Representing state (1) on a quantum computer depends on the mapping. The most economical mapping in terms of circuit width and depth exhausts all possible symmetries and considers the states $|\sigma\bar{\sigma}\rangle$ and $|\sigma^*\bar{\sigma}^*\rangle$ as the $|0\rangle$ and $|1\rangle$ projections of a single qubit. As such, the state (1) can be represented as a simple 1-qubit gate on the $|0\rangle$ reference state

$$|0\rangle \text{ --- } \boxed{R_Y(\theta)} \text{ ---}, \quad (2)$$

with $R_Y(\theta)$ a rotation around the y -axis

$$R_Y(\theta) = \begin{pmatrix} \cos \frac{\theta}{2} & -\sin \frac{\theta}{2} \\ \sin \frac{\theta}{2} & \cos \frac{\theta}{2} \end{pmatrix}. \quad (3)$$

This representation assumes a perfect pairing organization, in which each orbital will always be doubly occupied or empty. However, the perfect pairing scheme is only exact in 2-electron systems, so multiple electron system require individual orbital mappings such as Jordan-Wigner (JW), parity transformation (PT) or Bravyi-Kitaev (BK) mappings.^{45,46} In order to keep a close connection to the constituent orbitals, we will restrict ourselves to the JW and PT mappings in this work. For easy reference, the connections are listed in Table 1. As

Table 1: Relation between the Jordan-Wigner, parity transformation and physical states for H₂ in a minimal basis set

states	JW				PT	
$ \sigma\bar{\sigma}\rangle$	0	1	0	1	0	1
$ \sigma^*\bar{\sigma}\rangle$	0	1	1	0	0	0
$ \sigma\bar{\sigma}^*\rangle$	1	0	0	1	1	1
$ \sigma^*\bar{\sigma}^*\rangle$	1	0	1	0	1	0
	$\bar{\sigma}^*$	$\bar{\sigma}$	σ^*	σ		

can be inferred from the Table, JW is a faith-

ful 4-qubit representation of the occupancies of each orbital, whereas the 2-qubit PT mapping only keeps track of the occupancy of the σ and $\bar{\sigma}^*$ orbital, ensuring that spin-projection symmetry automatically fixes the occupancy of the other two orbitals. Indeed, the circuits based on the JW mapping can break all symmetries related to the minimal H_2 model, including particle number symmetry, whereas the PT conserves particle number and spin-projection symmetry, however not total spin symmetry. Leaving the JW mapping to a following section, it is straightforward to check that the state (1) can be obtained in the PT mapping as

$$\begin{array}{c} |0\rangle \text{---} [R_Y(\theta_0)] \text{---} \bullet \\ |0\rangle \text{---} [R_Y(\theta_1)] \text{---} \oplus \end{array} \quad (4)$$

with $\theta_0 = \theta$ and $\theta_1 = \pi$ the parameters of the rotation gates, followed by the CNOT gate. Therefore, the circuit (4) provides an exact representation of the bonding/antibonding structure of the H_2 system. We refer to this circuit as a cluster circuit, which will be used in the following sections as a modular form for other systems.

Transverse-Field Ising model

Before moving to those other systems, we note that the circuit (4) also simulates the eigenstate of the 2-site transverse-field Ising model

$$\hat{H}_{2\text{-site IM}} = -JZ_0Z_1 - h(X_0 + X_1), \quad (5)$$

with (X_i, Y_i, Z_i) the Pauli spin matrices on lattice site i , J the nearest-neighbor magnetic interaction along the z -direction, and h the magnetic field in the x -direction. We will consider only antiferromagnetic interactions $J < 0$. The general form of the transverse-field Ising Hamiltonian for n lattice sites is

$$\hat{H}_{n\text{-site IM}} = -\sum_{i,j=1}^n J_{ij}Z_iZ_j - h\sum_{i=1}^n X_i \quad (6)$$

in which the interaction matrix J_{ij} follows the topology of the lattice and h is again the magnetic field in the x -direction. The Hamiltonian

describes a competition between the interaction terms which aim to (anti)align the z -projection of the lattice spins with one another, and the magnetic field aligning all spins along the same x -direction. The quantum transverse-field Ising model is a very simple and intuitive model in statistical physics and condensed matter physics that has been fertile for method development purposes, for instance the resonating valence bond method in condensed matter.³² We will argue that the finite-size transverse-field Ising model can provide similar insights for molecular systems

The ground state of the 2-site model is given by

$$|\psi_{2\text{-site IM}}\rangle = \cos\theta\frac{1}{\sqrt{2}}(|00\rangle + |11\rangle) + \sin\theta\frac{1}{\sqrt{2}}(|01\rangle + |10\rangle) \quad (7)$$

with $\tan\theta = \frac{J - \sqrt{J^2 + 4h^2}}{2h}$, and the associated energy given by

$$E_{2\text{-site IM}} = -\sqrt{J^2 + 4h^2}. \quad (8)$$

The ground-state energy is plotted in Figure 1 as a function of the dimensionless parameter

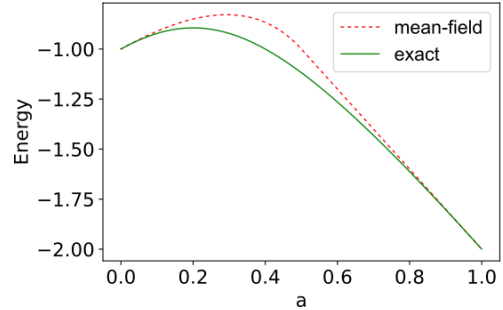


Figure 1: Exact energy (8) and mean-field prediction (15) of the 2-site transverse-field Ising model (5) as a function of $a \in [0, 1]$ with $h = a$ and $J = 1 - a$. The cluster circuit energy matches the exact energy.

ter $a \in [0, 1]$ with $h = a$ and $J = a - 1$. It is straightforward to check that state (7) can be obtained again by the cluster circuit (4) with $\theta_0 = \frac{\pi}{2}$ and $\theta_1 = 2\theta$, showing that the cluster circuit is not only adequate in capturing the correlation in the minimal H_2 molecule,

but also the 2-site Ising model. The superposition in the latter model however is between the anti-ferromagnetic spin configurations $\frac{1}{\sqrt{2}}(|01\rangle + |10\rangle)$ and the ferromagnetic $\frac{1}{\sqrt{2}}(|00\rangle + |11\rangle)$ counterparts.

It is instructive to investigate the role of the CNOT gate in the cluster circuit (4), also referred to as the entangler gate. For this purpose, we absorb the CNOT in the Hamiltonian via a similarity transformation

$$\hat{H}'_{2\text{-site IM}} = \text{CNOT}^{-1} \hat{H}_{2\text{-site IM}} \text{CNOT} \quad (9)$$

$$= -JZ_1 - hX_1(1 + X_0) \quad (10)$$

Interestingly, the transformed Hamiltonian (10) has again a transverse field Ising-like structure, however with the role of the magnetic field h and magnetic interaction J exchanged. Moreover, the Hamiltonian supports a factorizable ground state

$$|\psi'_{2\text{-site IM}}\rangle = \frac{1}{\sqrt{2}}(|0\rangle + |1\rangle)(\cos\theta|0\rangle + \sin\theta|1\rangle) \quad (11)$$

which is associated with a mean-field wavefunction, which is given in circuit form

$$\begin{array}{c} |0\rangle \text{---} \boxed{R_Y(\theta_0)} \text{---} \\ |0\rangle \text{---} \boxed{R_Y(\theta_1)} \text{---} \end{array} \quad (12)$$

We notice that incorporating the CNOT entangler in the Hamiltonian reduces the circuit depth from 2 to 1 without increasing the complexity of the Hamiltonian in terms of Pauli words or strings. Unfortunately, this is a feature that is unique to a 2-qubit Hamiltonian as the Hamiltonian complexity increases in general, such as is the case in the iQCC.^{19,25}

The role of the entangler in the circuit design becomes clearer when employing the circuit (12) directly to the Hamiltonian. This is exactly the mean field approximation to the Hamiltonian, with energy expectation value

$$E[\theta_0, \theta_1] = -J \cos\theta_0 \cos\theta_1 - h(\sin\theta_0 + \sin\theta_1), \quad (13)$$

leading to the solutions

$$\begin{cases} \theta_0 + \theta_1 = \pi \text{ and } \sin\theta_0 = -\frac{h}{J}, & \forall(-\frac{h}{J}) < 1, \\ \theta_0 = \theta_1 = \frac{\pi}{2}, & \forall(-\frac{h}{J}) \geq 1, \end{cases} \quad (14)$$

for the two domains separated by the $(-\frac{h}{J}) = 1$ (or $a = \frac{1}{2}$) point. For $(-\frac{h}{J}) < 0$ the magnetic spin-spin interaction is dominant, whereas the magnetic field dominates in the $(-\frac{h}{J}) > 0$ regime (see further). The energy solutions for both solutions are

$$E_{\text{MF}} = \begin{cases} \frac{h^2}{J} + J & \forall(-\frac{h}{J}) < 1 \\ -2h & \forall(-\frac{h}{J}) \geq 1 \end{cases}, \quad (15)$$

which are also plotted in Figure 1. The difference between the exact energy and the mean field approximation is referred to as the correlation energy

$$E_c = |E_{\text{exact}} - E_{\text{MF}}|. \quad (16)$$

It can be seen from Figure 1 that the exact energy is well reproduced in the $a \rightarrow 0$ ($h \rightarrow 0$) and $a \rightarrow 1$ ($J \rightarrow 0$) regime. However, the correlation energy is largest in the intermediate regime where correlation is largest, emphasizing the importance of the entangler CNOT in getting the correct resonance structure.

From the mean field solution, we observe a symmetry breaking process around the $-\frac{h}{J} = 1$ point, as both spins have the same orientation $\theta_0 = \theta_1 = \frac{\pi}{2}$ along the x -axis for $-\frac{h}{J} > 1$, whereas the symmetry is spontaneously broken in the other regime. This phenomenon is very well understood in quantum chemistry in the context of spin-restricted (RHF) and unrestricted (UHF) Hartree-Fock theory.⁴⁷ Indeed, applying the mean-field circuit (12) to the H_2 Hamiltonian in the PT mapping produces exactly the UHF state, as the rotation gates $R_Y(\theta_i)$ (with $\theta_0 \neq \theta_1$) produce different linear combination between the bonding and antibonding orbitals for the spin-up and spin-down electrons. It is well known that UHF does not provide a variational advantage with respect to RHF around the equilibrium distance ($R_{\text{eq}} = \dots \text{\AA}$), however at the so-called Coulson-Fischer (CF) point ($R_{\text{CF}} = \dots \text{\AA}$, the spin symmetry is spontaneously broken at the mean field

level, giving rise to an energetic preference of UHF over RHF (see Figure 2).⁴⁸ It is interesting coincidence that the RHF energy is reproduced by evaluating the energy directly from the $|00\rangle$ initial state of the circuit, or equivalently, $\theta_0 = \theta_1 = 0$ in circuit (12). In conclu-

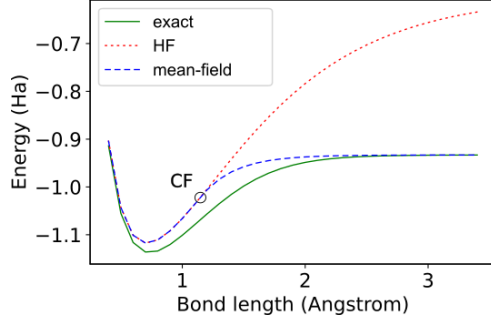


Figure 2: Energy profile as a function of bond distance of the H_2 molecule in the STO-3G basis for the exact (full line), mean field (dashed line) and initial state (dotted line). The mean field and initial state curves are equivalent to the UHF and RHF respectively. The Coulson-Fischer point is marked with CF. The cluster circuit (4) reproduces the exact result by construction.

sion, the interpretation of the cluster circuit as a concatenation of single-qubit rotation gates with a CNOT entangler is in line with a VB picture,²⁷ as the former induce a localisation of the bonding/antibonding orbitals engaging in the bond, and the latter produces the actual resonance and correlation.

This basic insight in the cluster circuit will provide the rationale behind the circuit designs for multi-qubit systems that will be discussed in the following section.

Modular Circuits

The question is now how the framework from the previous section can be extended to other molecular systems. We can find inspiration from the n -site Ising model, with n the number of qubits needed in the circuit.

4-qubit systems

To fix ideas, one can design a circuit for the H_2 in the STO-3G basis using the JW mapping instead of the PT mapping, requiring four qubits instead of two (see Table 1). For this purpose, we focus on the 4-site transverse field Ising model with periodic boundary conditions first, more in particular on the RVB picture of the model (see Figure 3, in which the lattice sites are denoted by q_i ($i = 1 \dots 4$)). The RVB

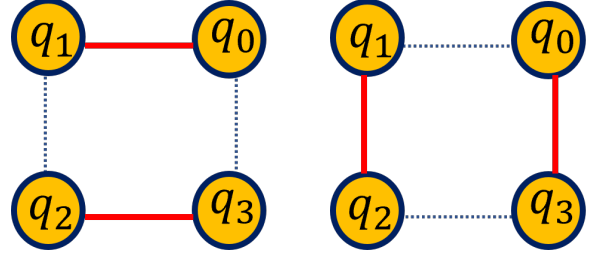
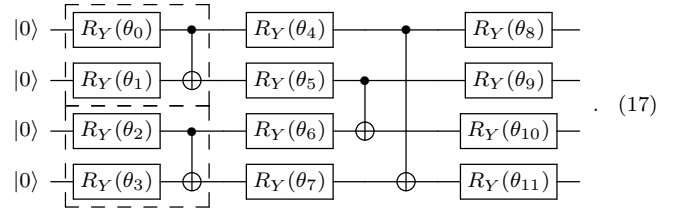


Figure 3: RVB structures of the 4-site ($q_i, i = 1 \dots 4$) transverse-field Ising model. Each pair of qubits connected with a red full line represent a cluster circuit (4).

picture of this system consists of a resonance between two 2-site bonding configurations which distinguish themselves by the choice of neighbour with whom they interact. This suggests the combination of two blocks of two cluster circuits (4), as in the following circuit



The full circuit consists of two layers of cluster circuits with an additional layer of single-qubit rotation gates. Each layer represents a RVB configuration from Figure 3, consisting of cluster circuits (4) that represent each of the two connections. For instance, the cluster circuits corresponding to the left configuration in Figure 3 are highlighted by dashed boxes. The first layer's CNOT entangler map differs from the second layer. A pair of interactions exist in the first layer between qubits q_0 and q_1 , and another pair between q_2 and q_3 , whereas the second layer connects q_0 with q_3 and q_1 with q_2 . The benefit of this VB driven design is that the cluster circuits are implemented in parallel, therefore

limiting the circuit depth per layer to just two. Therefore, it is possible to concatenate multiple layers, increasing the variational degrees of freedom without proliferating the number of entanglers and circuit depth. This is a considerable advantage of the modular cluster circuit design over, for instance, unitary coupled cluster quantum circuits. The total number of layers will be referred to as the repetitions (reps) of the circuit.

The 4-site transverse Ising model was simulated using the circuit (17) in which layer one and two were each repeated once (reps = 4). The result of the full cluster circuit is confronted with the exact energy in Figure 4, to-

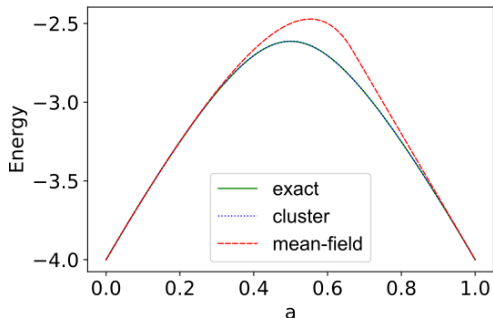


Figure 4: Energy predictions for the 4-site transverse-field Ising model with the full cluster state with reps = 4 (blue dotted line) and mean-field circuit with reps = 0 (blue dotted line), confronted with the exact energy (green full line). The full cluster state energy coincides with the exact energy.

gether with the mean-field predictions, consisting of a single layer of single-qubit gates without entanglers (reps = 0). It can be seen from the figure that the full cluster circuit exactly reproduces the exact energy. The circuit (17) has been explored in the context of the axial next-nearest neighbour Ising (ANNNI) model,⁴⁹ however with CZ gates instead of CNOT (or CX).

All numerical simulation were run in QASM simulator in the Qiskit⁴⁴ environment. For the VQE optimization, the sequential least squares programming (SLSQP)⁵⁰ library was used as a classical optimizer with a maximum number of 200 iterations. The initial rotation angles of

the chosen ansatz for the VQE calculations are generated randomly between $[0, 2\pi]$.

In the spirit of the previous section, in which we recognized the universal nature of the cluster circuit for a molecular and magnetic 2-qubit system, we can employ the constructed 4-qubit circuit from the 4-site transverse field Ising model to target molecular 4-qubit systems. As already mentioned earlier, the H_2 molecule in the minimal STO-3G basis set with the JW mapping is a 4-qubit system. As can be observed in Figure 5, the same modular cluster

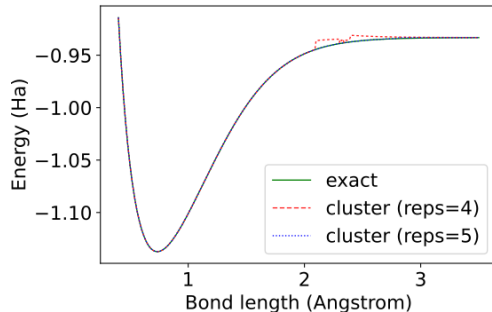


Figure 5: Energy prediction of the full cluster circuit for the H_2 in STO-3G basis using JW mapping for reps = 4 (red dashed line) and reps = 5 (blue dotted line). The exact reference energy is given by the green full line, coinciding with the reps = 5 line.

circuit architecture performs equally accurate at the reps = 4 level, over the majority of bond lengths, and requires only one additional repetition (reps = 5) to become exact over all bond distances. The additional layer was chosen as layer 1 (dashed box) in circuit (17).

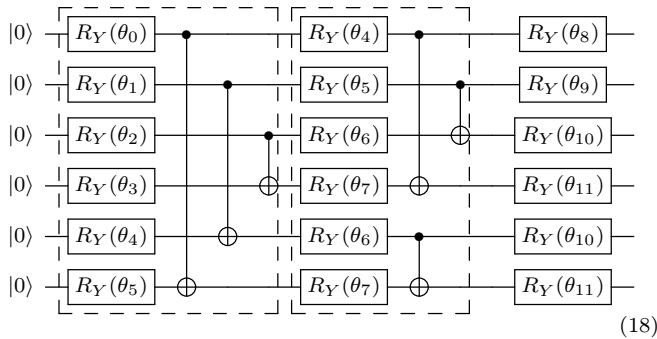
When transferring the full cluster circuit, it is important to have a clear understanding of the qubit mapping: which qubit is mapped to which orbital. In the transverse field Ising model, each site couples only to its neighbour sites. This is in contrast with molecules, where qubits are associated with Hartree-Fock molecular orbitals. The arrangement of the orbitals/qubits is in block order, with the first half encoding the information for the spin-up and the second half for the spin down. Therefore, the cluster circuit only makes the connection between spin-up and spin-down qubits in the second layer. The

first layer of the circuit offers a similar situation, however, for H_2 q_0 and q_1 are both spin-up orbitals, but the first qubit represents the σ bonding and the second qubit represents the σ^* antibonding orbital. Therefore, it is important to consider the bonding/antibonding and spin-up/down arrangement when transferring the qubit mappings.

6-qubit systems

The proposed procedure was repeated for several 6-qubit systems, including (1) the H_2 molecule in the 6-31G basis set with PT mapping, (2) H_4 and $(H_2)_2$ in the STO-3G basis set with PT mapping, and (3) LiH in STO-3G with frozen core and Z2 symmetry. This selected set of test systems was chosen to test the universality of the full 6-qubit cluster circuit, as well as to benchmark accuracy and circuit depth with previous studies.²⁶

First, the full cluster circuit was designed to accurately simulate the 6-site Ising model. The full cluster with $reps = 2$ is



with the RVB configurations (in dashed blocks) depicted in Figure 6. The VQE energy of the

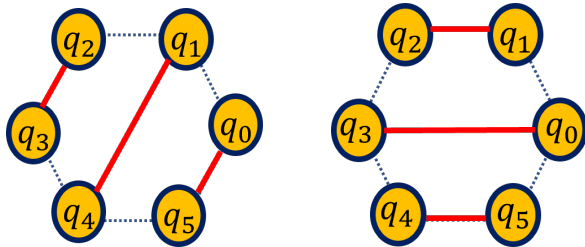


Figure 6: Selected RVB structures of the 6-site ($q_i, i = 1 \dots 6$) transverse-field Ising model. Each pair of qubits connected with a red full line represent a cluster circuit (4).

full cluster circuits with different reps are presented in Figure 7. As can be expected from a

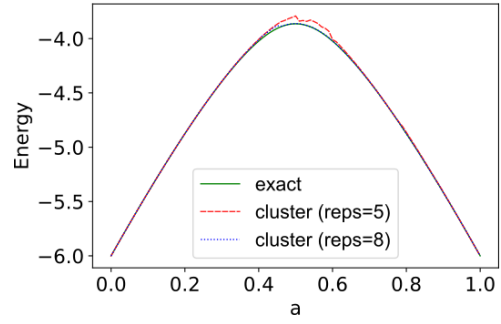


Figure 7: Comparison between the cluster circuit results with different $reps$ with the exact calculation for the 6-site Ising model.

variational computation, the accuracy improves as the number of layers ($reps$) increases from 5 to 8.

Second, we used the same circuit for a variety of small molecular systems.

H_2 in 6-31G basis set

The 6-31G basis set for H_2 introduces extra dynamical correlation with respect to the minimal basis sets. The PT mapping for the 6-31G basis leads to a 6-qubit circuit for this molecular system. We will again employ the cluster circuits as modular circuits with the 6-site Ising full circuits as a template. Results for different reps are presented in Figure 7. Again, we

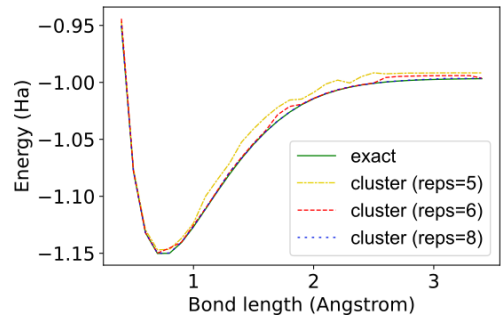


Figure 8: Energy prediction of the full cluster circuit for the H_2 in 6-31G basis using PT mapping for $reps = 5$ (yellow dot-dashed line), $reps = 6$ (red dashed line) and $reps = 8$ (blue dotted line). The exact reference energy is given by the green full line, coinciding with the $reps = 8$ line.

observe that the VQE energy improves as the

number of layers increases, matching the exact results at $\text{reps} = 8$, showing that the cluster circuits are effectively able to capture dynamical correlation.

H_4 and $(\text{H}_2)_2$ in STO-3G basis set

The H_4 model is often used as a first test case for strong correlation.^{51,52} We investigate two different geometries. The first geometry is the rectangular configuration in which the bond distance between the hydrogen atoms for the two H_2 molecules are held fixed at 0.740\AA , and we let the two H_2 approach (see Figure 9). The

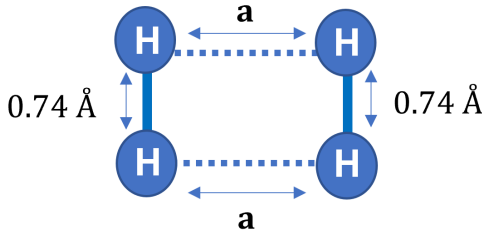


Figure 9: Geometry of H_4 , in which the interatomic distance within both H_2 molecules is fixed at 0.740\AA , and the distance a between the two moieties is varied.

square configuration, for which $a = 0.74$ is a standard test for strong correlation. In the second geometry (see Figure 10), the two H_2

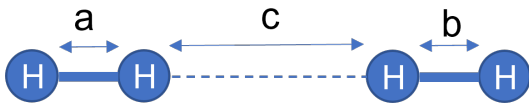


Figure 10: Geometry of $(\text{H}_2)_2$, with the leftmost atom of each H_2 fixed, and the relative distances given by $b = 3.0\text{\AA} - a$ and $c = 4.5\text{\AA} - a$.

molecules are held in a linear configuration in which the position of the left hydrogen atom in each H_2 is held fixed. Then we change the position of the right hydrogen atom along the axis between these two molecules according to the rule $a \in [0.5, 2.6]$, $b = 3.0\text{\AA} - a$ and $c = 4.5\text{\AA} - a$. The VQE results for the rectangular and linear system are given in Figure 11 respectively

We see that the accuracy increases with increasing reps for H_4 , whereas the cluster circuit with $\text{reps} = 5$ yields the exact result for $(\text{H}_2)_2$.

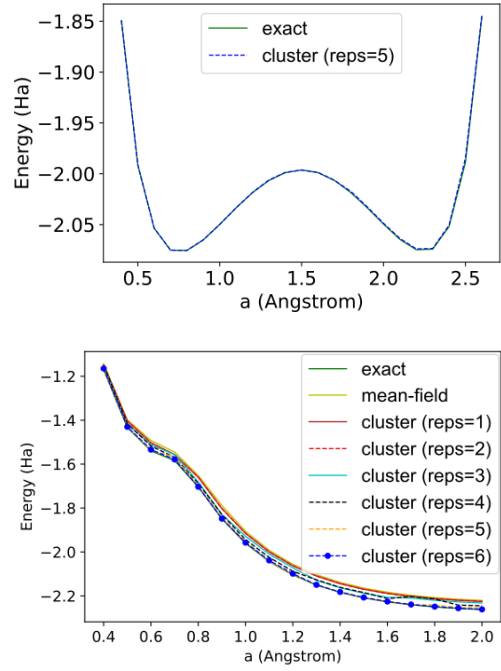


Figure 11: Energy prediction of the full cluster circuit for the $(\text{H}_2)_2$ (above) and H_4 in STO-3G basis using PT mapping for various reps. The $\text{reps} = 5$ results coincide with the exact results for $(\text{H}_2)_2$, whereas H_4 requires $\text{reps} = 8$ to reproduce the exact reference results.

LiH in STO-3G basis set and Z2 symmetry

We employed a cluster circuit with $\text{reps} = 5, 6, 8$ for the LiH, and the cluster circuit with $\text{reps} = 8$ produces an excellent agreement with the exact calculation. See Figure 12. In Table 2, we present the missing correlation energy $\Delta E_c = |E_{\text{exact}} - E_{\text{VQE}}|$ for the systems presented. A large portion of the missing correlation for the equilibrium distances for the simulated molecules can be captured by the cluster circuit with the $\text{reps} = 5$ and depth of 11. For the Ising model, however, we must increase the depth to 17 in order to reduce the discrepancy between the results of the exact and cluster circuits.

For the purpose of comparison, it should be noted that the circuit depths of the VQE with the 1 layer Qubit Unitary Coupled-Cluster Singles and Doubles (QUCCSD) ansatz are 352 for LiH²⁶ and the number of CNOT gates using the ADAPT-VQE approach²¹ is of the order of

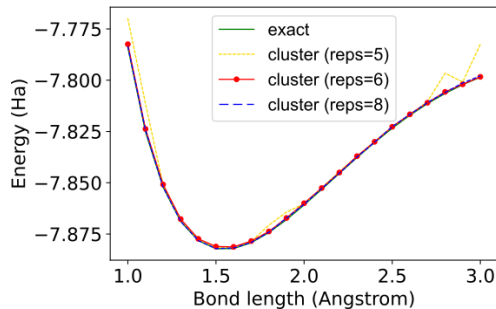


Figure 12: Energy prediction of the full cluster circuit for LiH in STO-3G basis using PT mapping for various reps. The reps = 8 results coincide with the exact results.

Table 2: Circuit depth in each system using the cluster circuit ansatz and the corresponding missing correlation energy (ΔE_c). $a = 0.5$ is used for the 6-site Ising model (IM). $a = 1.5$ Å is used for $(H_2)_2$. The equilibrium distances are used for H_2 and LiH molecules. Ha units are used for molecular systems and dimensionless units (measured in a) for the 6-site IM.

System	reps	depth	$ \Delta E_c $
6-site IM	5	11	0.07217
	6	13	0.05027
	8	17	0.00244
H_2 (6-31G)	5	11	0.00328
	6	13	0.00010
	8	17	0.00018
$(H_2)_2$	5	11	0.00003
LiH	0	1	0.52464
	1	3	0.02015
	2	5	0.02015
	3	7	0.02003
	4	9	0.00057
	5	11	0.00063
	6	13	0.00083
	8	17	0.00029

10^3 , which is significantly higher than required for the modular cluster circuits in the present work.

We also compared our circuit parameters for the equilibrium distance of the LiH molecule to ADAPT-VQE, ClusterVQE and IQCC, as reported in ref.²⁶ We confront the circuit depth,

number of variational parameters (iterations) at chemical accuracy in Table 3). All three methods reach chemical accuracy at 6 iterations, which is lower than the $\text{width} \times (\text{reps} + 1) = 6 \times 6 = 36$ parameters that are introduced in the cluster circuit. On the flip side, the circuit depth is considerably lower, except for the iQCC method. However, it should be noted that the latter requires more Pauli words evaluations, whereas the number of Pauli words of the cluster circuit is equivalent to ADAPT-VQE.

Table 3: Circuit depth and number of variational parameters (iterations) of ADAPT-VQE, ClusterVQE, and iQCC techniques with the QUCCSD ansatz for LiH molecule at equilibrium distance in comparison to the cluster circuit introduced in this work. Numbers taken from.²⁶

method	depth	iterations
ADAPT-VQE	103	16
ClusterVQE	69	6
iQCC	12	6
This work	9	30

Conclusion

We introduced the cluster circuit as a modular unit to construct full quantum circuit for the VQE with low circuit depth. The design of the cluster circuit allows for a chemical interpretation in terms of valence bond structures via the concatenation of rotation gates and entanglers. The mapping to the transverse-field Ising model proves useful in designing the full circuit layout. We tested the approach for two, four and six qubit systems. An interesting observation is that the required circuit depth is approximately double the number of qubits in all cases in order to reach full correspondence with the exact result. As the number of variational parameters scales linearly with the number of reps, this introduces a significant variational space. One can say that the variational

density per circuit depth is high in the cluster circuits. It should be noted however that increasing the reps consistently improves accuracy over all bond lengths, pointing out that different aspects of the circuit may be active in different regimes. Moving forward, it will be interesting to investigate whether the linear relation between circuit depth and circuit width still holds, and whether the mapping of the simple cluster circuits can be further optimized, either via their Lie algebraic properties, through further chemical input or (symmetry) constraints. In the present paper, a fixed template was used for all bond distances, from equilibrium to full dissociation, despite the different nature in correlations (dynamic vs static). It is reasonable to assume that an adaptive template can introduce chemically motivated simplifications in the circuit. We refer this to future work.

Acknowledgement SDB and SEG acknowledge the Canada Research Chair program, the CFI, NSERC Discovery Grant program and NBIF for financial support.

Supporting Information Available

A Jupyter Notebook of the simulations can be found at <https://github.com/QuNB-Repo/QCChem>.

References

- (1) Benioff, P. The computer as a physical system: A microscopic quantum mechanical Hamiltonian model of computers as represented by turing machines. *Journal of Statistical Physics* **1980**, *22*, 563.
- (2) Manin, Y. Computable and Uncomputable. *Sovetskoye Radio, Moscow* **1980**, 128.
- (3) Feynman, R. Simulating physics with computers. *International Journal of Theoretical Physics* **1981**, *21*, 467.
- (4) Helgaker, T.; Jorgensen, P.; Olsen, J. *Molecular Electronic Structure*; Wiley: New York, 2014.
- (5) Biju, V.; Itoh, T.; Anas, A.; Sujith, A.; Ishikawa, M. Semiconductor quantum dots and metal nanoparticles: syntheses, optical properties, and biological applications. *Analytic and Bioanalytic Chemistry* **2008**, *391*, 2469.
- (6) Wang, C.; Song, Z.; Shi, P.; Lv, L.; Wan, H.; Tao, L.; Zhang, J.; Wang, H.; Hao, W. High-rate transition metal-based cathode materials for battery-supercapacitor hybrid devices. *Nanoscale Advances* **2021**, *3*, 5222.
- (7) Nørskov, J. K.; Bligaard, T.; Rossmeisl, J.; Christensen, C. H. Towards the computational design of solid catalysts. *Nature Chemistry* **2009**, *1*, 37.
- (8) Preskill, J. Quantum Computing in the NISQ era and beyond. *Quantum* **2018**, *2*, 79.
- (9) Preskill, J. Quantum computing 40 years later. *arXiv:2106.10522* **2023**,
- (10) Peruzzo, A.; McClean, J. R.; Shadbolt, P.; Yung, M.-H.; Zhou, X.-Q.; Love, P. J.; Aspuru-Guzik, A.; O’Brien, J. L. A variational eigenvalue solver on a photonic quantum processor. *Nature Communications* **2014**, *5*, 4213.
- (11) McClean, J. R.; Romero, J.; Babbush, R.; Aspuru-Guzik, A. The theory of variational hybrid quantum-classical algorithms. *New Journal of Physics* **2016**, *18*, 023023.
- (12) Bartlett, R. J.; Kucharski, S. A.; Noga, J. Alternative coupled-cluster ansätze II. The unitary coupled-cluster method. *Chemical physics letters* **1989**, *155*, 133.
- (13) Bartlett, R. J.; Musiał, M. Coupled-cluster theory in quantum chemistry. *Reviews of Modern Physics* **2007**, *79*, 291.

- (14) Seeley, J. T.; Richard, M. J.; Love, P. J. The Bravyi-Kitaev transformation for quantum computation of electronic structure. *The Journal of chemical physics* **2012**, *137*, 224109.
- (15) Harsha, G.; Shiozaki, T.; Scuseria, G. E. On the difference between variational and unitary coupled cluster theories. *The Journal of chemical physics* **2018**, *148*, 044107.
- (16) Barkoutsos, P. K.; Gonthier, J. F.; Sokolov, I.; Moll, N.; Salis, G.; Fuhrer, A.; Ganzhorn, M.; Egger, D. J.; Troyer, M.; Mezzacapo, A. et al. Quantum algorithms for electronic structure calculations: Particle-hole Hamiltonian and optimized wave-function expansions. *Physical Review A* **2018**, *98*, 022322.
- (17) Romero, J.; Babbush, R.; McClean, J. R.; Hempel, C.; Love, P. J.; Aspuru-Guzik, A. Strategies for quantum computing molecular energies using the unitary coupled cluster ansatz. *Quantum Science and Technology* **2018**, *4*, 014008.
- (18) Ryabinkin, I. G.; Yen, T.-C.; Genin, S. N.; Izmaylov, A. F. Qubit coupled cluster method: a systematic approach to quantum chemistry on a quantum computer. *Journal of chemical theory and computation* **2018**, *14*, 6317.
- (19) Lang, R. A.; Ryabinkin, I. G.; Izmaylov, A. F. Unitary transformation of the electronic hamiltonian with an exact quadratic truncation of the baker-campbell-hausdorff expansion. *Journal of Chemical Theory and Computation* **2020**, *17*, 66.
- (20) Grimsley, H. R.; Economou, S. E.; Barnes, E.; Mayhall, N. J. An adaptive variational algorithm for exact molecular simulations on a quantum computer. *Nature communications* **2019**, *10*, 3007.
- (21) Tang, H. L.; Shkolnikov, V. O.; Barron, G. S.; Grimsley, H. R.; Mayhall, N. J.; Barnes, E.; Economou, S. E. qubit-adapt-vqe: An adaptive algorithm for constructing hardware-efficient ansätze on a quantum processor. *PRX Quantum* **2021**, *2*, 020310.
- (22) Anastasiou, P. G.; Chen, Y.; Mayhall, N. J.; Barnes, E.; Economou, S. E. TETRIS-ADAPT-VQE: An adaptive algorithm that yields shallower, denser circuit ansätze. *arxiv:quant-ph* **2022**, 2209.10562.
- (23) Fedorov, D. A.; Peng, B.; Govind, N.; Alexeev, Y. VQE method: a short survey and recent developments. *Materials Theory* **2022**, *6*, 1.
- (24) Burton, H. G. A.; Marti-Dafcik, D.; Tew, D. P.; Wales, D. J. Exact electronic states with shallow quantum circuits through global optimisation. *arxiv:quant-ph* **2022**, 2207.00085.
- (25) Ryabinkin, I. G.; Lang, R. A.; Genin, S. N.; Izmaylov, A. F. Iterative qubit coupled cluster approach with efficient screening of generators. *Journal of chemical theory and computation* **2020**, *16*, 1055.
- (26) Zhang, Y.; Cincio, L.; Negre, C. F. A.; Czarnik, P.; Coles, P. J.; Anisimov, P. M.; Mniszewski, S. M.; Tretiak, S.; Dub, P. A. Variational quantum eigensolver with reduced circuit complexity. *npj Quantum Information* **2022**, *8*, 96.
- (27) Cooper, D. *Valence Bond Theory*; Elsevier Science John Wiley & Sons: Amsterdam, 2002.
- (28) Wu, W.; Su, P.; Shaik, S.; Hiberty, P. C. Classical Valence Bond Approach by Modern Methods. *Chemical Reviews* **2011**, *111*, 7557.
- (29) Lee, J.; Huggins, W. J.; Head-Gordon, M.; Whaley, K. B. Generalized Unitary Coupled Cluster Wave functions for Quantum Computation. *Journal of Chemical Theory and Computation* **2019**, *15*, 311.

- (30) Khamoshi, A.; Evangelista, F. A.; Scuseria, G. E. Correlating AGP on a quantum computer. *Quantum Science and Technology* **2020**, *6*, 014004.
- (31) Khamoshi, A.; Dutta, R.; Scuseria, G. E. State Preparation of Antisymmetrized Geminal Power on a Quantum Computer without Number Projection. *Journal of Physical Chemistry A* **2023**,
- (32) Anderson, P. A. Resonating valence bonds: A new kind of insulator? *Materials Research Bulletin* **1973**, *8*, 153.
- (33) Pfeuty, P. The one-dimensional Ising model with a transverse field. *Annals of Physics* **1970**, *57*, 79–90.
- (34) Bravyi, S.; Gambetta, J. M.; Mezzacapo, A.; Temme, K. Tapering off qubits to simulate fermionic Hamiltonians. *arXiv:1701.08213* **2017**,
- (35) Yen, T.-C.; Lang, R. A.; Izmaylov, A. F. Exact and approximate symmetry projectors for the electronic structure problem on a quantum computer. *The Journal of chemical physics* **2019**, *151*, 164111.
- (36) Setia, K.; Chen, R.; Rice, J. E.; Mezzacapo, A.; Pistoia, M.; Whitfield, J. D. Reducing qubit requirements for quantum simulations using molecular point group symmetries. *Journal of Chemical Theory and Computation* **2020**, *16*, 6091.
- (37) Fujii, K.; Mizuta, K.; Ueda, H.; Mitarai, K.; Mizukami, W.; Nakagawa, Y. O. Deep Variational Quantum Eigensolver: a divide-and-conquer method for solving a larger problem with smaller size quantum computers. *PRX Quantum* **2022**, *3*, 010346.
- (38) Zhang, F.; Gomes, N.; Berthussen, N. F.; Orth, P. P.; Wang, C.-Z.; Ho, K.-M.; Yao, Y.-X. Shallow-circuit variational quantum eigensolver based on symmetry-inspired Hilbert space partitioning for quantum chemical calculations. *Physical Review Research* **2021**, *3*, 013039.
- (39) Liu, J.-G.; Zhang, Y.-H.; Wan, Y.; Wang, L. Variational quantum eigensolver with fewer qubits. *Physical Review Research* **2019**, *1*, 023025.
- (40) Barratt, F.; Dborin, J.; Bal, M.; Stojevic, V.; Pollmann, F.; Green, A. G. Parallel quantum simulation of large systems on small NISQ computers. *npj Quantum Information* **2021**, *7*, 79.
- (41) Yuan, X.; Sun, J.; Liu, J.; Zhao, Q.; Zhou, Y. Quantum simulation with hybrid tensor networks. *Physical Review Letters* **2021**, *127*, 040501.
- (42) Eddins, A.; Motta, M.; Gujarati, T. P.; Bravyi, S.; Mezzacapo, A.; Hadfield, C.; Sheldon, S. Doubling the size of quantum simulators by entanglement forging. *PRX Quantum* **2022**, *3*, 010309.
- (43) Delgado, A.; Casares, P. A. M.; dos Reis, R.; Zini, M. S.; Campos, R.; Cruz-Hernández, N.; Voigt, A.-C.; Lowe, A.; Jahangiri, S.; Martin-Delgado, M. A. et al. Simulating key properties of lithium-ion batteries with a fault-tolerant quantum computer. *Physical Review A* **2022**, *106*, 032428.
- (44) Qiskit contributors, Qiskit: An Open-source Framework for Quantum Computing. 2023.
- (45) Bravyi, S. B.; Kitaev, A. Y. Fermionic Quantum Computation. *Annals of Physics* **2002**, *298*, 210.
- (46) Tranter, A.; Love, P. J.; Mintert, F.; Coveney, P. V. A Comparison of the Bravyi–Kitaev and Jordan–Wigner Transformations for the Quantum Simulation of Quantum Chemistry. *Journal of Chemical Theory and Computation* **2018**, *14*, 5617.
- (47) Coulson, C. A.; Fischer, I. XXXIV. Notes on the molecular orbital treatment of the hydrogen molecule. *The London, Edinburgh, and Dublin Philosophical Magazine and Journal of Science* **1949**, *40*, 386.

- (48) Lykos, P.; Pratt, G. W. Discussion on the Hartree-Fock Approximation. *Reviews of Modern Physics* **1963**, *35*, 496.
- (49) Copetudo Espinosa, A. Variational Quantum Eigensolver applied to an Axial Next-Nearest Neighbour Ising model. 2019.
- (50) Kraft, D. *A software package for sequential quadratic programming*; Deutsche Forschungs- und Versuchsanstalt für Luft- und Raumfahrt: Braunschweig, 1988.
- (51) Paldus, J.; Piecuch, P.; Pylypow, L.; Jeziorski, B. Application of Hilbert-space coupled-cluster theory to simple $((H_2)_2)$ model systems: Planar models. *Physical Review A* **1993**, *47*, 2738.
- (52) Limacher, P. A.; Kim, T. D.; Ayers, P. W.; Johnson, P. A.; De Baerdemacker, S.; Van Neck, D.; Bultinck, P. The Influence of Orbital Rotation on the Energy of Closed-Shell Wavefunctions. *Molecular Physics* **2014**, *112*, 853.

Graphical TOC Entry

