

Two-dimensional supercritical growth dynamics with one-dimensional nucleation

DANIEL BLANQUICETT
Department of Mathematics
University of California, Davis
Davis, CA 95616
drbt@math.ucdavis.edu

JANKO GRAVNER
Department of Mathematics
University of California, Davis
Davis, CA 95616
gravner@math.ucdavis.edu

DAVID SIVAKOFF
Departments of Statistics and Mathematics
The Ohio State University
Columbus, OH 43210, USA
dsivakoff@stat.osu.edu

LUKE WILSON
Departments of Physics and Mathematics
The College of Wooster
Wooster, OH 44691, USA

Abstract

We introduce a class of cellular automata growth models on the two-dimensional integer lattice with finite cross neighborhoods. These dynamics are determined by a Young diagram \mathcal{Z} and the radius ρ of the neighborhood, which we assume to be sufficiently large. A point becomes occupied if the pair of counts of currently occupied points on the horizontal and vertical parts of the neighborhood lies outside \mathcal{Z} . Starting with a small density p of occupied points, we focus on the first time T at which the origin is occupied. We show that T scales as a power of $1/p$, and identify that power, when \mathcal{Z} is the triangular set that gives threshold- r bootstrap percolation, when \mathcal{Z} is a rectangle, and when it is a union of a finite rectangle and an infinite strip. We give partial results when \mathcal{Z} is a union of two finite rectangles. The distinguishing feature of these dynamics is nucleation of lines that grow to significant length before most of the space is covered.

1 Introduction

To quote [Mar], “Nucleation means a change in a physical or chemical system that begins within a small region.” Nucleation is a key factor in determining self-organization properties of physical systems [JD]. Of particular interest for probabilists is homogeneous nucleation, which happens due to random fluctuations in a statistically homogeneous environment without preferred nucleation sites, such as impurities. Starting in the 1970s, simple models were devised to study such processes [CLR, AL]. In these models, a “small region” is one with a diameter much smaller than the time

scale on which a new equilibrium is reached; in this sense, the nucleation is strictly local. In this paper, we study models in which this is violated. Instead, the “small region” is now of a lower dimension than the growth environment. As we restrict to two-dimensional environments, this translates to growth models that generate extended one-dimensional tentacles long before the growth covers most of the space. While evidence of such growth in the physical literature is scarce, there is a recent discovery of efficient nucleation of lines in the assembly of two-dimensional molecular arrays [Che].

Our model is a local version of the one we introduced in [GSS], a class of rules that can accommodate fairly general interaction between two possible directions. To ensure monotonicity, the key parameter in such rules is a Young diagram. The other parameter is a finite range, which ensures locality, and which we assume to be large enough, but otherwise plays a limited role at our level of precision.

To proceed with precise definitions, we call a set $\mathcal{Z} \subseteq \mathbb{Z}_+^2$, where $\mathbb{Z}_+ = \{0, 1, 2, \dots\}$, a *zero-set* if $(u, v) \in \mathcal{Z}$ implies $[0, u] \times [0, v] \subseteq \mathcal{Z}$. If \mathcal{Z} is finite, then it is equivalent to a Young diagram in the French notation; however, infinite zero-sets are also of interest and will still be referred to as Young diagrams. Sometimes we specify \mathcal{Z} by the *minimal counts*, which are those pairs $(u_0, v_0) \in \mathbb{Z}_+^2 \setminus \mathcal{Z}$ for which both $(u_0 - 1, v_0)$ and $(u_0, v_0 - 1)$ are in $\mathcal{Z} \cup (\mathbb{Z}_+^2)^c$. The reason for this terminology will be clear in the next paragraph.

As announced, we consider cellular automata dynamics with cross neighborhoods with *range* $\rho \geq 0$. That is, for $x \in \mathbb{Z}^2$ we let $\mathcal{N}_x^h = [-\rho, \rho] \times \{0\}$, $\mathcal{N}_x^v = \{0\} \times [-\rho, \rho]$ and then the neighborhood of x is

$$\mathcal{N}_x = \mathcal{N}_x^h \cup \mathcal{N}_x^v.$$

For each $t \in \mathbb{Z}_+$, we let $\xi_t \subseteq \mathbb{Z}^2$ denote the collection of *occupied* (or *active*) vertices at time t . Given ξ_0 , we define ξ_t recursively by

$$(1.1) \quad \xi_{t+1} = \xi_t \cup \{x \in \mathbb{Z}^2 : (|\mathcal{N}_x^h \cap \xi_t|, |\mathcal{N}_x^v \cap \xi_t|) \notin \mathcal{Z}\}.$$

That is, for each unoccupied point $x \in \mathbb{Z}^2$ we compute the pair of counts of currently occupied points in the horizontal and vertical parts of its neighborhood, and then we add x to the occupied set if this pair lies outside of \mathcal{Z} . Thus we have *solidification*: $\xi_t \subseteq \xi_{t+1}$. The definition of a zero-set also ensures *monotonicity*: enlarging ξ_0 can only enlarge any ξ_t , $t \geq 0$. We will also consider such dynamics on a finite set S , with *0-boundary*, whereby we assume $\xi_0 \subseteq S$ and only consider $x \in S$ for occupation at all times. The most useful such set is $B_n = [0, n - 1]^2$, on which we also often impose periodic boundary conditions (see Section 2). We set $\xi_\infty = \cup_{t \geq 0} \xi_t$, and call a set $A \subseteq \mathbb{Z}^2$ *inert* if $\xi_0 = A$ implies $\xi_1 = A$.

Cellular automata growth dynamics with cross neighborhoods were introduced in [HLR], and indeed the model considered in that paper fits our definition. It is, however, a critical dynamics [BSU, BDMS], by contrast with the supercritical ones we consider here. In another direction, the recent papers [Bla1, Bla2, Bla3] study critical dynamics with three-dimensional versions of cross neighborhoods.

Without loss of generality, we assume that the height of the zero-set is no larger than the width. We will also assume that the height of \mathcal{Z} is finite and that it does not exceed ρ : $\rho \geq |\mathcal{Z} \cap (\{0\} \times \mathbb{Z}_+)|$. When the width of \mathcal{Z} is finite, we also assume that it does not exceed ρ : $\rho \geq |\mathcal{Z} \cap (\mathbb{Z}_+ \times \{0\})|$. (In fact, this is not a restriction: if width exceeds ρ , we can obtain the same process by replacing \mathcal{Z} with the new zero-set \mathcal{Z}' that agrees with \mathcal{Z} except that the rows of \mathcal{Z} that exceed ρ are made

infinite in \mathcal{Z}' .) These constraints make our dynamics supercritical [BSU, BBMS1]. Such dynamics are *voracious* [GG] if every starting set of minimal cardinality selected from

$$\mathcal{A} = \{A \text{ finite} : \xi_0 = A \text{ generates } \xi_\infty \text{ with } |\xi_\infty| = \infty\}$$

results in $\xi_\infty = \mathbb{Z}^2$. Nucleation properties of voracious dynamics are relatively transparent as they are determined by the minimal sets of \mathcal{A} [GG].

However, unless \mathcal{Z} consists of a single point, our dynamics are *not* voracious. To see this, assume that \mathcal{Z} has height h , and that its width is at least $\max(h, 2)$. If $|\xi_\infty| = \infty$, then $|\xi_0| \geq h$ (as a set of $h - 1$ horizontal or vertical parallel lines is inert), but a vertical interval of h sites generates an occupied vertical line, which is inert. Therefore, the results of [GG] do not apply. Instead, nucleation is governed by most efficient configurations of occupied sites that generate lines that grow in different directions and interact to finally produce a configuration that expands in all directions; see Figure 1.

To study the nucleation properties, we assume that each $x \in \mathbb{Z}^2$ is included in ξ_0 independently with probability $p \in [0, 1]$, and investigate the scaling of

$$T = \inf\{t \geq 0 : (0, 0) \in \xi_t\},$$

the first time that the origin is occupied, as $p \rightarrow 0$. Besides T , another natural quantity is the *critical length* L_c [Mor]. We say B_n is *spanned* if the dynamics on B_n with 0-boundary eventually occupies every point of B_n . Then

$$L_c := \inf\{n \geq 0 : \mathbb{P}(B_n \text{ is spanned}) \geq 1/2\}.$$

The advantage of T , especially in the asymmetric cases, is that it imposes no symmetry restriction on the geometry of the domain on which nucleation events that affect occupation of the origin happen.

The most studied special case of growth dynamics is known as *bootstrap percolation* [CLR] or *threshold growth* [GG]. In our context, it is given by an integer *threshold* $r \geq 1$, and the triangular zero-set $\mathcal{Z} = \{(u, v) : u + v \leq r - 1\}$. Therefore, a site x joins the occupied set whenever the number of currently occupied sites in \mathcal{N}_x is at least r . Bootstrap percolation was introduced on trees in [CLR] and has been since extensively studied on various graphs, with many deep and surprising results, beginning with early papers [vE, AL]. Particularly impressive are results on \mathbb{Z}^d ; for some of the highlights, see [Hol, HLR, BBDM, HMo, BDMS], recent papers [BBMS1, BBMS2], and survey [Mor], which contains a wealth of further references. Analysis of bootstrap percolation on graphs with longer range connectivity, related to the present setup, is more recent. It was introduced in [GHPS] and further explored in [Sli, GSS, GS1, GS2].

Another special case is *line growth*, with finite rectangular zero-set $\mathcal{Z} = [0, r - 1] \times [0, s - 1]$, where $1 \leq s \leq r$. These dynamics were introduced as *line percolation* [BBLN, GSS] on Hamming graphs (which have $\rho = \infty$, i.e., the neighborhood is an infinite cross in both directions). On Hamming graphs, these dynamics have the property that any point gets occupied together with an entire line through it, which is of great help in the analysis. It turns out that this property approximately holds in the local version of the present paper and yields our main results. On the other hand, we suspect, and are able to prove in one case, logarithmic corrections to the power laws when $r = s > 1$, which have no counterpart on the Hamming plane and are somewhat surprising for symmetric supercritical rules. See Figure 1 for simulations of a bootstrap percolation and a line growth dynamics.

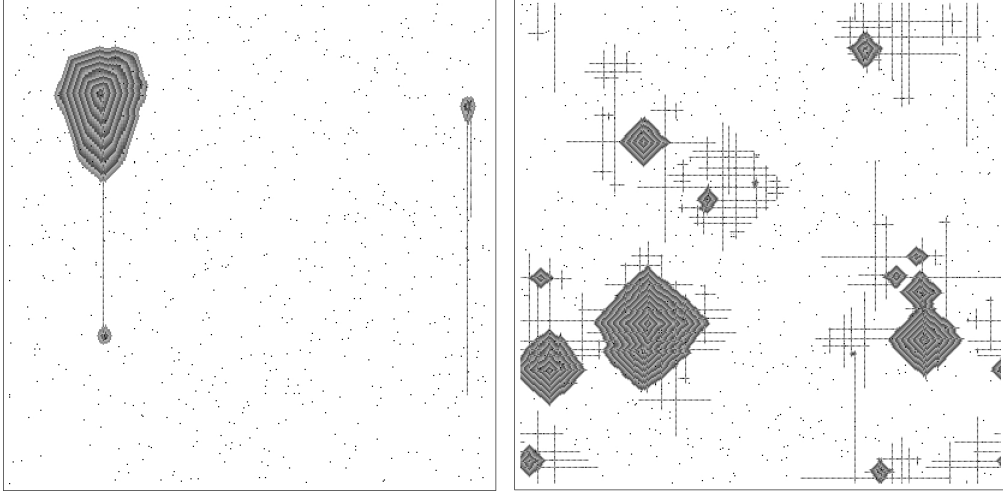


Figure 1: Simulation of bootstrap percolation with $r = 3$ with $\rho = 3$ at $p = 0.003$ (left) and symmetric line growth with $r = 2$ with $\rho = 2$ at $p = 0.002$ (right). The still-frames are taken at the time when large occupied sets are about to quickly take over the space. Sites occupied at time $t > 0$ are colored periodically with shades of grey.

Assume that a is a deterministic sequence depending on p and X is a sequence of nonnegative random variables depending on p . We write:

- $X \lesssim a$ if $\lim_{\lambda \rightarrow \infty} \liminf_{p \rightarrow 0} \mathbb{P}(X \geq \lambda a) = 0$;
- $X \gtrsim a$ if $\lim_{\lambda \rightarrow 0} \limsup_{p \rightarrow 0} \mathbb{P}(X \leq \lambda a) = 0$; and
- $X \asymp a$ if $X \lesssim a$ and $X \gtrsim a$.

In this sense, $X \asymp a$ means that $X = \Theta(a)$ in probability.

We call $\gamma > 0$ a *lower power* (resp., an *upper power*) for \mathcal{Z} if, for every $\epsilon > 0$, $T \gtrsim p^{-(\gamma-\epsilon)}$ (resp., $T \lesssim p^{-(\gamma+\epsilon)}$). Then $\gamma_c = \gamma_c(\mathcal{Z})$ is the *critical power* for the zero-set \mathcal{Z} if it is both an upper and a lower power. It follows from [BSU] (see also [BBMS1]) that finite lower and upper powers always exist under our assumption on \mathcal{Z} and ρ that guarantee supercriticality. However, there seems to be no general method that would prove that γ_c always exists, and even good inequalities may be very difficult if not impossible to obtain in general; see [BBMS2, HMe] for discussion on related computational problems. Our methods demonstrate the existence of γ_c only when it is possible to compute it exactly, which includes many small zero-sets; see Section 3.

Existence of a critical power still allows for, say, logarithmic corrections in the scaling of T , so it is meaningful to ask whether such corrections are absent. We call the critical power γ_c *pure* if $T \asymp p^{-\gamma_c}$. We now proceed to stating the main results.

Theorem 1.1. *Assume bootstrap percolation \mathcal{Z} with threshold $r \geq 1$. Let*

$$\hat{m} = \left\lceil \frac{\sqrt{9 + 8r} - 5}{2} \right\rceil.$$

Then the pure critical power is

$$\gamma_c = \frac{(\widehat{m} + 1)(2r - \widehat{m})}{2(\widehat{m} + 2)}.$$

We note that these critical powers play a role in the determination of the critical length for three dimensional critical bootstrap percolation processes (see Proposition 1.2 in [Bla2]).

Theorem 1.2. *Assume line growth \mathcal{Z} with parameters $2 \leq s \leq r$. Then the critical power is*

$$\gamma_c = \frac{(r-1)s}{r}.$$

Line growth with $1 = s \leq r$ is different: the critical power is $r/(r+1)$ and is pure (see Proposition 3.1). In general, we are not able to determine purity for line growth with $s \geq 2$. We can, however, demonstrate that the critical power is not pure in one case. Also, to our knowledge, this is the only symmetric growth rule for which the scalings of T and L_c differ.

Theorem 1.3. *Assume line growth \mathcal{Z} with parameters $r = s = 2$. Then*

$$T \asymp p^{-1} \log p^{-1},$$

and $L_c \asymp p^{-1}$.

Next, we consider L-shaped Young diagrams, for which we can only determine γ_c in special cases, and we instead give power bounds in general.

Theorem 1.4. *Assume \mathcal{Z} is given by the minimal counts $(0, r_2)$, (s_1, s_2) , and $(r_1, 0)$, with $1 \leq s_1 < r_1$ and $1 \leq s_2 < r_2$. Then*

1. *If $s_1 = s_2 = 1$ and $r_1 = r_2 = r$, the pure critical power is $\gamma_c = r/2$.*
2. *If $s_1 = s_2 = 2$ and $r_1 = r_2 = r \geq 6$, the pure critical power is $\gamma_c = 2r/3$.*
3. *If $s_1 = s_2 = s$ and $r_1 = r_2 = r$, a lower and an upper power are, respectively,*

$$\gamma_\ell = \frac{\widehat{m}(r - \widehat{m} + 1)}{1 + \widehat{m}}, \text{ where } \widehat{m} = \min(\lfloor (-1 + \sqrt{4r + 9})/2 \rfloor, \lfloor s/2 \rfloor),$$

and

$$\gamma_u = \frac{rs}{s+1}.$$

4. *Assume $s_1 = 1$, $s_2 = s$ and $r_1 = r_2 = r$. For $s \leq r/2$ we have pure critical power $\gamma_c = r/2$. For $s > r/2$, we have lower and upper power $s - \frac{s}{r}$ and $s + 1 - \frac{2s+1}{r+1}$, which differ by at most $1/2$.*

Assume the zero set \mathcal{Z} has height and width r , and r is large. If \mathcal{Z} is between bootstrap percolation and symmetric line growth with the same threshold r , Theorems 1.1 and 1.2 give lower and upper powers of the form $r - \mathcal{O}(\sqrt{r})$. On the other hand, concave zero-sets may no longer have powers of the form $r - o(r)$. For example, the powers are $r/2$ for the zero-set of part 1 of Theorem 1.4, but if we fatten both arms to thickness s they change to $2r/3$ when $s = 2$ (part 2) and become $r - o(r)$ when $s \rightarrow \infty$ and $r - \Theta(\sqrt{r})$ when $s = \Theta(\sqrt{r})$ (part 3). On the other hand, if only one arm of the zero-set from part 1 is fattened to thickness s , the powers do not change at all up to $s = \lfloor r/2 \rfloor$ and become $r - o(r)$ only when $s = r - o(r)$ (part 4).

Finally, we address a family of infinite zero-sets, for which the critical power can again be established.

Theorem 1.5. *Assume the infinite zero set is given by the minimal counts $(0, r)$ and (s_1, s_2) , where $1 \leq s_2 < r$ and $1 \leq s_1$. Then the pure critical power is*

$$\gamma = \frac{rs_1 + s_2}{1 + s_1}.$$

The rest of the paper is organized as follows. In Section 2 we give definitions and simple preliminary results that we routinely use throughout the paper. In Section 3 we address the 13 zero-sets that fit into 3×3 box, assuming the results from subsequent sections. Section 4 is devoted to bootstrap percolation and proof of Theorem 1.1. Section 5 gives the upper bound for the symmetric line growth for arbitrary $r \geq 2$, which is more precise than stated in Theorem 1.2, and is needed for Theorem 1.3, whose proof is completed in Section 6. The most substantial and technical is Section 7, which completes the proof of Theorem 1.2. At hart, that proof is an optimization argument, verifying which nucleation scenarios are optimal. The next two sections address L-shaped Young diagrams, finite ones in Section 8 (proving Theorem 1.4) and infinite ones in Section 9 (proving Theorem 1.5). We conclude with a selection of open problems in Section 10.

2 Preliminaries

We start by introducing a convenient notation for tracking the powers of p . For a random variable X , we write $X \triangleright \alpha$ if $X \gtrsim p^\alpha$, and $X \triangleleft \alpha$ if $X \lesssim p^\alpha$. If $\alpha < 0$ and X is an integer-valued random variable, the meaning of $X \triangleleft \alpha$ is simply that $X \rightarrow 0$ in probability.

The next lemma, whose proof is a simple exercise, provides a useful reformulation of the asymptotic properties.

Lemma 2.1. *Let a be a deterministic sequence depending on p and X a sequence of nonnegative random variables depending on p . Then $X \lesssim a$ if and only if $\mathbb{P}(X \leq t) \rightarrow 1$ for every sequence t such that $t \gg a$, and $X \gtrsim a$ if and only if $\mathbb{P}(X \leq t) \rightarrow 0$ for every sequence t such that $t \ll a$. In particular, $X \triangleright \alpha$ and $X \triangleleft \alpha$ can be respectively characterized as $\mathbb{P}(X \leq t) \rightarrow 1$ for any $t \gg p^{-\alpha}$ and $\mathbb{P}(X \leq t) \rightarrow 0$ for any $t \ll p^{-\alpha}$.*

We next state two simple lemmas which we routinely use throughout. As mentioned in Section 1, we commonly consider dynamics on boxes B_n with the default 0-boundary. However, it is also useful to consider *periodic boundary* on B_n , whereby a site $(x_1 + i, x_2 + j) \in \mathcal{N}_{(x_1, x_2)}$ is understood to be $(x_1 + i \bmod n, x_2 + j \bmod n)$, giving B_n the topology of the discrete torus, the Cartesian product of two cycles with n vertices. In either case, we call B_n *spanned at time t* if $\xi_t = B_n$; and *spanned* if this holds at $t = \infty$. We say a sequence of events E occurs *with high probability* if $\mathbb{P}(E) \rightarrow 1$ as $p \rightarrow 0$.

Lemma 2.2. *Assume that there exists a constant C , and a sequence $n = n(p)$ such that B_n is spanned at time Cn with high probability. Then, with high probability, $T \leq Cn$.*

Proof. This is a simple consequence of monotonicity. □

Lemma 2.3. *Assume that a sequence $n = n(p)$ is such that, with probability converging to 1 as $p \rightarrow 0$, the dynamics on B_n with periodic boundary has $|\xi_\infty|/|B_n| \rightarrow 0$ in probability. Then, with high probability, $T \geq n/(2\rho)$.*

Proof. Due to periodic boundary, the dynamics on B_n is translation invariant, so

$$\mathbb{P}(\mathbf{0} \in \xi_\infty) = \mathbb{E} \left(\frac{|\xi_\infty|}{|B_n|} \right) \rightarrow 0,$$

by dominated convergence. But if $\mathbf{0} \notin \xi_\infty$, then $T \geq n/(2\rho)$ deterministically, as boundary effects cannot travel faster than the “speed of light,” that is, ℓ^1 -distance ρ per update. \square

For upper bounds, we frequently use the following two inequalities.

Lemma 2.4. *If p is small enough, $\mathbb{P}(\text{Binomal}(n, p) \leq np/2) \leq e^{-np/7}$. If np is small enough, $\mathbb{P}(\text{Binomal}(n, p) > 0) \geq np/2$.*

On the other hand, we use the following consequence of the Markov inequality for lower bounds.

Lemma 2.5. *If X is a sequence of random variables that depends on p , and a is a deterministic such sequence, then $\mathbb{E}X \ll a$ implies $X/a \rightarrow 0$ in probability. In particular, for $\gamma \in \mathbb{R}$, $\mathbb{E}X \triangleleft \gamma$ implies $X \triangleleft \gamma$.*

We often use color-coding to distinguished between sites that get occupied in different times in our various updating schemes. In all schemes, we consistently refer to initially occupied sites as *black*, and nonoccupied vertices as *white*.

3 Examples: all zero-sets with height and width at most 3

Up to reflection symmetry, there are 13 zero-sets that fit into the 3×3 box. Our methods provide powers in all 13 cases, and the results are below. Three cases are not completely covered by our results elsewhere in the paper, so we provide separate arguments, which also serve as simple illustrations of the methods we use.

- $\mathcal{Z} = \blacksquare$ This is the only voracious case, which is easily seen to have pure critical power $\gamma_c = 1/2$.
- $\mathcal{Z} = \blacksquare\blacksquare$ Pure critical power $\gamma_c = 2/3$ (Proposition 3.1).
- $\mathcal{Z} = \blacksquare\blacksquare\blacksquare$ Pure critical power $\gamma_c = 3/4$ (Proposition 3.1).

Proposition 3.1. *The line growth with $1 = s \leq r$ has pure critical power $\gamma_c = r/(r + 1)$.*

Proof. If $n \gg p^{-r/(r+1)}$, that is, $n(np)^r \gg 1$, then with high probability the box B_n contains r initially nonempty neighboring vertical lines. Such a configuration spans B_n by time $2n$. To prove the matching lower bound, consider the dynamics on B_n with periodic boundary. If no $(2\rho + 1) \times n$ vertical strip contain r initially nonempty vertical lines, no site in any initially empty vertical line gets occupied. This happens with high probability if $n \ll p^{-r/(r+1)}$, in which case also the expected number of sites on initially nonempty vertical lines is at most a constant times $n^2 \cdot np \ll n^2$. Lemma 2.3 then implies the lower bound. \square

- $\mathcal{Z} = \begin{array}{|c|c|} \hline \blacksquare & \blacksquare \\ \hline \blacksquare & \blacksquare \\ \hline \end{array}$ This is bootstrap percolation with $r = 2$ and pure critical power $\gamma_c = 1$ (Theorem 1.1).

- $\mathcal{Z} = \begin{array}{|c|c|c|} \hline \blacksquare & & \\ \hline \blacksquare & \blacksquare & \blacksquare \\ \hline \end{array}$ Pure critical power $\gamma_c = 1$ (Proposition 3.2).

Proposition 3.2. *The zero-set with minimal counts $(0, 2)$, $(1, 1)$ and $(r, 0)$, with $r \geq 3$, has pure critical power $\gamma_c = 1$.*

Proof. The lower bound follows by comparison with bootstrap percolation with $r = 2$, whose proof can also be adapted to get the upper bound. Indeed, if $n \gg p^{-1}$, the probability that a fixed $r \times n$ strip has a vertical line with two neighboring black sites while the other $r - 1$ vertical lines each have at least one black site is $\gg p$, and so the number of such strips in an $n \times n$ box is large with high probability, but one such strip will occupy the entire box by time $4n$. \square

- $\mathcal{Z} = \begin{array}{|c|c|} \hline \blacksquare & \blacksquare \\ \hline \blacksquare & \blacksquare \\ \hline \end{array}$ This case still has critical power $\gamma_c = 1$, which however is no longer pure. From Theorem 1.3, we get that $T \asymp p^{-1} \log p^{-1}$.
- $\mathcal{Z} = \begin{array}{|c|c|c|} \hline \blacksquare & \blacksquare & \blacksquare \\ \hline \blacksquare & \blacksquare & \blacksquare \\ \hline \end{array}$ Critical power $\gamma_c = 4/3$, and purity is unresolved (Proposition 7.5).
- $\mathcal{Z} = \begin{array}{|c|c|c|} \hline \blacksquare & \blacksquare & \blacksquare \\ \hline \blacksquare & \blacksquare & \blacksquare \\ \hline \end{array}$ This is line percolation with $r = 3$ and $s = 2$, so it has the same critical power $\gamma_c = 4/3$, with unresolved purity (Theorem 1.2).
- $\mathcal{Z} = \begin{array}{|c|c|c|} \hline \blacksquare & & \\ \hline \blacksquare & \blacksquare & \blacksquare \\ \hline \blacksquare & \blacksquare & \blacksquare \\ \hline \end{array}$ Pure critical power $\gamma_c = 3/2$ (Theorem 1.4).
- $\mathcal{Z} = \begin{array}{|c|c|c|} \hline \blacksquare & & \\ \hline \blacksquare & \blacksquare & \blacksquare \\ \hline \blacksquare & \blacksquare & \blacksquare \\ \hline \blacksquare & \blacksquare & \blacksquare \\ \hline \end{array}$ This is bootstrap percolation with $r = 3$ and pure critical power $\gamma_c = 5/3$ (Theorem 1.1).
- $\mathcal{Z} = \begin{array}{|c|c|c|} \hline \blacksquare & \blacksquare & \blacksquare \\ \hline \blacksquare & \blacksquare & \blacksquare \\ \hline \blacksquare & \blacksquare & \blacksquare \\ \hline \end{array}$ Critical power still $\gamma_c = 5/3$ and still pure (Proposition 3.3).

Proposition 3.3. *For the above zero-set, $\gamma_c = 5/3$ is the pure critical power.*

Proof. The lower bound follows from bootstrap percolation with $r = 3$, so we only need to prove the upper bound.

Assume $n \gg p^{-5/3}$. Divide the box B_{2n} into 4 congruent $n \times n$ boxes B_1 (top left), B_2 (top right), B_3 (bottom right), and B_4 (bottom left); see Figure 2. The probability of the event that there is a horizontal line with 3 contiguous black sites next to a horizontal line with 2 neighboring black sites, both in B_1 , approaches 1. Conditioned on this event, there is at least one pair of fully occupied neighboring horizontal lines in B_2 (by time $4n$). Let V_1 be the number of vertical lines that contain at least one black site in the neighborhood of the pair. As $np \gg p^{-2/3}$, $V_1 \triangleright 2/3$. We may also assume that these lines are at distance at least 2 from one another. All V_1 lines become occupied (by additional time $2n$). Let H_2 be the number of neighboring pairs of horizontal lines (L_1, L_2) , such that there exists a line L among the V_1 eventually occupied vertical lines, and two non-collinear black sites in B_3 and in the neighborhood of L , one on L_1 and one on L_2 . Then L_1 and L_2 become occupied (by additional time $2n$). We also assume that these pairs are separated by distance at least 1. As $p^{-2/3}np^2 \gg p^{-1/3}$, $H_2 \triangleright 1/3$. Now consider the event that there are two neighboring black sites on a horizontal line in B_4 and in the neighborhood of one of the H_2 horizontal pairs. As $p^{-1/3}np^2 \gg 1$, this event happens with high probability, and results

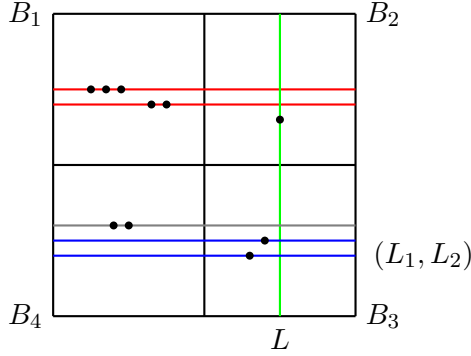


Figure 2: Occupying 3 neighboring parallel horizontal lines for the zero set $\mathcal{Z} = \begin{matrix} \blacksquare & \blacksquare \\ \blacksquare & \blacksquare \\ \blacksquare & \blacksquare \end{matrix}$. The red lines get occupied first, then the green line L , then the two blue lines (L_1, L_2) , and finally the grey line.

in 3 occupied neighboring horizontal lines by additional time $2n$. Then, by additional time $2n$, the entire B_n is finally occupied. Thus, with high probability, B_{2n} is occupied by time $12n$ and Lemma 2.2 finishes the argument. \square

- $\mathcal{Z} = \begin{matrix} \blacksquare & \blacksquare \\ \blacksquare & \blacksquare \\ \blacksquare & \blacksquare \end{matrix}$ Critical power $\gamma_c = 2$ with unresolved purity (Proposition 7.7).
- $\mathcal{Z} = \begin{matrix} \blacksquare & \blacksquare & \blacksquare \\ \blacksquare & \blacksquare & \blacksquare \\ \blacksquare & \blacksquare & \blacksquare \end{matrix}$ This is symmetric line growth with $r = 3$ and critical power $\gamma_c = 2$ (Theorem 1.2), which we suspect, due to Theorem 1.3, not to be pure.

4 Bootstrap percolation

4.1 Upper bounds

For an integer $k \geq 1$, call a row of the box B_n k -filled if there is a contiguous interval of length k consisting entirely of black sites. Assume $n \geq k$. If $np^k < 1$, the probability that a fixed row is k -filled is for small p between $\frac{1}{4k} \cdot np^k$ and np^k . If $np^k \geq 1$, this probability is at least $\frac{1}{4k}$, and it goes to 1 if $np^k \gg 1$.

A strip of r consecutive rows in B_n is *packed* if it has the following property: starting from the bottom of the strip, the first row is r -filled, the next row is $(r - 1)$ -filled, \dots , and the top row is 1-filled. If a strip is packed, then it is easy to see that it is spanned in at most rn time steps and then the entire B_n is spanned in at most additional n time steps.

Assume $r \geq 2$. The probability that a fixed strip is packed is at least a constant times

$$np^r \cdot np^{r-1} \dots np^{r-\widehat{m}},$$

where $\widehat{m} \in [1, r]$ is the largest integer m such that $np^{r-m} < 1$. There are $\lfloor n/r \rfloor$ independent candidates for a packed strip in B_n . Therefore, with this choice of \widehat{m} , the probability that there

r	1	2	3	4	5	6	7	8	9	10	11	12	13	14	15	16	17	18	19	20
γ_c	$\frac{1}{2}$	1	$\frac{5}{3}$	$\frac{7}{3}$	3	$\frac{15}{4}$	$\frac{9}{2}$	$\frac{21}{4}$	6	$\frac{34}{5}$	$\frac{38}{5}$	$\frac{42}{5}$	$\frac{46}{5}$	10	$\frac{65}{6}$	$\frac{35}{3}$	$\frac{25}{2}$	$\frac{40}{3}$	$\frac{85}{6}$	15
\widehat{m}	0	0	1	1	1	2	2	2	2	3	3	3	3	3	4	4	4	4	4	4

Table 1: The critical powers γ_c and the corresponding \widehat{m} for small thresholds.

exists a packed strip is close to 1 as soon as

$$(4.1) \quad n \cdot np^r \cdot np^{r-1} \dots np^{r-\widehat{m}} = n^{\widehat{m}+2} p^{(\widehat{m}+1)(2r-\widehat{m})/2}$$

is large. If $n \sim Cp^{-\gamma}$ for some large constant C , then $\widehat{m} = \widehat{m}(\gamma)$ is the largest integer for which $-\gamma + r - a > 0$. To get the smallest γ for which the expression in (4.1) is large, we pick it so that the power of p in (4.1) vanishes (so (4.1) is a large constant). Then we pick \widehat{m} to be the largest m for which

$$(r - m) - \frac{(m + 1)(2r - m)}{2(m + 2)} > 0,$$

that is,

$$-m^2 - 3m + 2r > 0.$$

These computations imply the following result.

Lemma 4.1. *For $r \geq 2$ let*

$$\widehat{m} = \left\lceil \frac{\sqrt{9 + 8r} - 5}{2} \right\rceil$$

and

$$\gamma = \frac{(\widehat{m} + 1)(2r - \widehat{m})}{2(\widehat{m} + 2)}.$$

Then $n \gg p^{-\gamma}$ implies $\mathbb{P}(B_n \text{ spanned at time } (r + 1)n) \rightarrow 1$. Consequently, $t \gg p^{-\gamma}$ implies $T \lesssim t$.

Proof. The smallest m for which $-m^2 - 3m + 2r \leq 0$ is $\lceil (\sqrt{9 + 8r} - 3)/2 \rceil$, which gives the formula for \widehat{m} . We need to check that, for the given \widehat{m} and γ , $\gamma - r + \widehat{m} + 1 \leq 0$ (i.e., that $\widehat{m}(\gamma)$ equals to \widehat{m}); this is equivalent to $-(\widehat{m} + 1)^2 - 3(\widehat{m} + 1) + 2r \leq 0$, which holds by definition. The last statement follows from Lemma 2.2. \square

We will prove the matching lower bounds in the next subsection, so in fact γ is the critical power. Its values, together with the corresponding \widehat{m} 's, for small r are in Table 1. For large r , $\widehat{m} = \sqrt{2r} + \mathcal{O}(1)$, and consequently

$$\gamma = r - \sqrt{2r} + \mathcal{O}(1).$$

4.2 Lower bounds

Lemma 4.2. *For $r \geq 2$, let \widehat{m} and γ be as in Lemma 4.1. Then $p^{-(\gamma-1)} \ll n \ll p^{-\gamma}$ implies $\mathbb{P}(B_n \text{ spanned}) \rightarrow 0$. Moreover, if $t \ll p^{-\gamma}$, then $P(T \leq t) \rightarrow 0$.*

We use the following growth dynamics as an upper bound for our process. As will be the case throughout the paper, we find a color-coding useful. Recall that initially occupied and non-occupied points are black and white. We will also use red and blue colors, none of which are present initially. Fix an ordering of the vertices of B_n . At step ℓ , we examine the white vertices in order, and if a vertex has at least a combined number r of black and blue neighbors, then it is marked red, along with all points in the same row and column of B_n . At the end of a step, all red points switch to blue. Note that if a vertex is marked red before it is examined, then it will be skipped.

For an integer $m \geq 1$, we say that a collection of m rows (resp. columns) form an m -clump if they are within distance 3ρ of each other and they are fully blue. (The clumps are not necessarily disjoint, so for example every m -clump contains $\binom{m}{k}$ k -clumps for $k < m$.) Let $L_m^{(\ell)}$ denote the number of m -clumps of lines (rows or columns) after round ℓ . We let $L_0^{(\ell)} = n$. Let $\Delta L_m^{(\ell)} = L_m^{(\ell)} - L_m^{(\ell-1)}$ denote the number of new m -clumps added at round ℓ .

Let γ be as in the statement of Lemma 4.2. For $m \geq 0$, let

$$\beta(m) = \gamma(m+1) - \frac{m(2r-m+1)}{2} = \gamma(m+1) - rm + \frac{m(m-1)}{2}.$$

Recall that \widehat{m} is the largest integer m for which $-\gamma + r - m > 0$. Then, $\beta(\widehat{m} + 1) = 0$.

Lemma 4.3. *For $0 \leq m \leq \widehat{m}$, $\beta(m) + m$ is a (strictly) decreasing function of m . Consequently, $\beta(m) + m \leq \gamma$.*

Proof. For $m < \widehat{m}$,

$$\beta(m) - \beta(m+1) = -\gamma + r - m = -\gamma + r - (m+1) + 1 > 1,$$

which, together with $\beta(0) = \gamma$, implies the two statements. \square

Lemma 4.4. *Assume $n \triangleleft \gamma$. For each $1 \leq \ell \leq \widehat{m} + 1$ and $0 \leq m \leq \widehat{m} + 1$,*

$$L_m^{(\ell)} \triangleleft \beta(m).$$

Moreover, for each $1 \leq \ell \leq \widehat{m} + 1$ and $1 \leq m \leq \ell$,

$$\Delta L_m^{(\ell)} \triangleleft \beta(\ell).$$

Proof. Let \mathcal{L} be a fixed (deterministic) set of red and blue (horizontal and vertical) lines in B_n . Condition on exactly them being colored at a certain point by the described comparison occupation dynamics. By FKG, under this conditioning, the probability of any increasing event E depending on the configuration outside \mathcal{L} is smaller than the non-conditional probability of E .

We proceed by induction on ℓ . For $\ell = 1$, the expected number of m clumps is at most $n \cdot (np^r)^m$ and so

$$L_m^{(1)} \triangleleft (m+1)\gamma - rm \leq \beta(m).$$

We now proceed to prove the $\ell \rightarrow \ell + 1$ step, for $\ell \leq \widehat{m}$. An m -clump is created by adding $m - a$ parallel lines to some a -clump, for some $a \in [0, m - 1]$. Each of those lines may receive help from a perpendicular b_i -clump, where $0 \leq b_i \leq r - a$, $i = 1, \dots, m - a$.

We now have two possibilities. The first is that the a -clump was created at step ℓ . In this case, we may assume, by the induction hypothesis, that $a \geq \ell$ and so $m \geq \ell + 1$. For fixed a and b_i , we use that, conditionally on knowing all $L_k^{(\ell')}$ and $\Delta L_k^{(\ell')}$ for $\ell' \leq \ell$,

$$\Delta L_m^{(\ell+1)} \leq C \Delta L_a^{(\ell)} \prod_i L_{b_i}^{(\ell)} p^{r-a-b_i}.$$

It follows that

$$\begin{aligned} \Delta L_m^{(\ell+1)} &\triangleleft \max_{a, b_i} \left[\beta(a) + \sum_i (a - r + b_i + \beta(b_i)) \right] \\ &= \max_{a, b_i} \left[\beta(a) + (m - a)(a - r) + \sum_i (b_i + \beta(b_i)) \right] \\ &= \max_a [\beta(a) + (m - a)(a - r + \gamma)] \\ &= \max_a \left[\beta(m) - \frac{1}{2}(m - a)(m - a - 1) \right] \\ &= \beta(m). \end{aligned}$$

Here, we used the Lemma 4.3 on the third line, and the observation that the maximum on the penultimate line is achieved at $a = m - 1$.

The second possibility is that *every* b_i -clump was created at step ℓ . In this case, the analogous conditional inequality is

$$\Delta L_m^{(\ell+1)} \leq C L_a^{(\ell)} \prod_i \Delta L_{b_i}^{(\ell)} p^{r-a-b_i}.$$

We may assume that $a \leq \widehat{m}$, as it follows from the induction hypothesis that there is no $(\widehat{m} + 1)$ -clump at step ℓ . When $m \geq \ell$,

$$\begin{aligned} \Delta L_m^{(\ell+1)} &\triangleleft \max_{a, b_i} \left[\beta(a) + \sum_i (a - r + b_i + \beta(\max(b_i, \ell))) \right] \\ &= \max_{a, b_i \geq \ell} \left[\beta(a) + \sum_i (a - r + b_i + \beta(b_i)) \right] \\ &= \max_{a, b_i \geq \ell} \left[\beta(a) + (m - a)(a - r) + \sum_i (b_i + \beta(b_i)) \right] \\ &= \max_a [\beta(a) + (m - a)(a - r + \ell + \beta(\ell))] \\ &\leq \max_a [\beta(a) + (m - a)(a - r + \gamma)] \\ &= \beta(m), \end{aligned}$$

as before. On the other hand, when $m \leq \ell$, we join the above computation on the fourth line, and use $\beta(a) \leq \gamma - a$, to get

$$\Delta L_m^{(\ell+1)} \triangleleft \max_a [\gamma - a + (m - a)(a - r + \ell + \beta(\ell))].$$

Differentiating the expression inside the maximum with respect to a , we obtain

$$\begin{aligned} m + r - 2a - \beta(\ell) - 1 &\geq m + r - 2(m - 1) - \gamma + \ell - 1 \\ &= r + \ell + 1 - m - \gamma \\ &\geq r + 1 - \gamma > 0, \end{aligned}$$

which implies that the maximum is obtained at $a = m - 1$, and then

$$\begin{aligned} \Delta L_m^{(\ell+1)} &\triangleleft \gamma - m + 1 + m - 1 - r + \ell + \beta(\ell) \\ &= \gamma - r + \ell + \beta(\ell) \\ &\leq \beta(\ell), \end{aligned}$$

as $\ell \leq \widehat{m}$. This completes verification of the induction step and ends the proof. \square

Proof of Lemma 4.2. By Lemma 4.4, $\Delta L_1^{(\ell)} = 0$ for $\ell = \widehat{m} + 1$, which is a constant independent of p . By Lemma 4.4 and Lemma 4.3, $L_1^{(\ell)} \triangleleft \gamma - 1$ and so $L_1^{(\ell)} \ll n$ with high probability. Therefore, after the step ℓ , the number of blue points is $o(n^2)$ with high probability. The number of black points has expectation pn^2 and is therefore also $o(n^2)$ with high probability. This proves the first statement and Lemma 2.3 proved the second one. \square

Proof of Theorem 1.1. The conclusion follows immediately from Lemmas 4.1 and 4.2. \square

5 Symmetric line growth: general upper bound

Lemma 5.1. *If $t \gg p^{-(r-1)} \log \frac{1}{p}$, then $T \lesssim t$. Moreover, if $n \gg p^{-(r-1)}$, then B_n is spanned with high probability.*

Proof. In this proof, we consider the density of black sites to be $2p$ instead of p , which does not affect our claim. The black sites thus stochastically dominate the union of two independent configurations, each with density p . We call the two the *basic* and the *sprinkled* configuration. Until further notice, all events will be with respect to the basic configuration.

Let $n = A/p^{r-1}$. Divide the $n(r-1) \times n(r-1)$ box S with $\mathbf{0}$ at its lower left corner into $(r-1) \times (r-1)$ subboxes, which we call *lots*. A lot is *bottom-filled* (resp., *left-filled*) if its bottommost row (resp., leftmost column) is all black. A bottom-filled (resp., left-filled) lot is a *nucleus* if the bottommost row (resp., leftmost column) is part of a horizontal (resp., vertical) interval of r black sites.

Within this proof, the columns of S are columns of lots, and analogously for rows. Thus S has n rows and columns.

We will create a set of marked lots by the following sequential procedure. At each step, in addition to newly marking lots, we enlarge a set of rows and columns that are removed from future consideration and are called *stamped*. Initially, no lots are marked and we stamp the rightmost column and the topmost row.

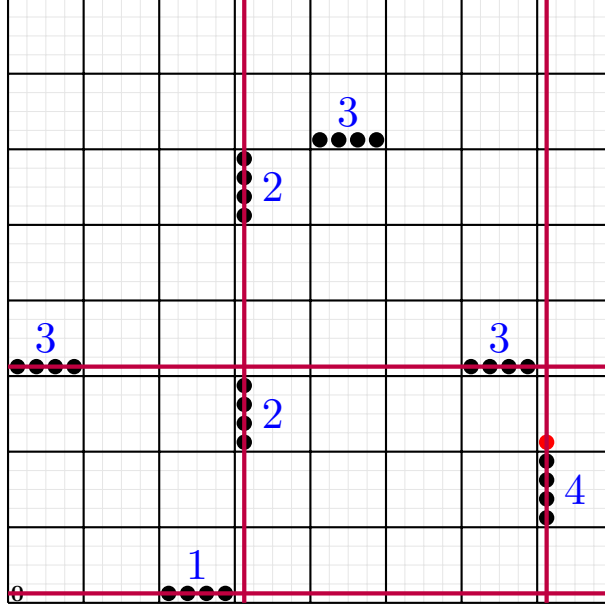


Figure 3: An example of successful occupation of $\mathbf{0}$ in our branching construction for $r = 5$ and $n = 8$. The black circles are occupied in the basic configuration, as detected by the branching construction; the blue numbers indicate the generation at which a lot is marked. The one red circle is occupied in the sprinkled configuration. The purple lines are successively occupied in the order $4 - 3 - 2 - 1$.

In the first step, we inspect the bottom row. If, excluding the lot in the stamped column, it contains no bottom-filled lots, the process stops and the set of marked sites is empty. Otherwise, we mark all bottom-filled lots in this row. We then stamp the bottom row. If the process has not stopped, we proceed to the second step, when we consider exactly the columns immediately to the right of the two newly marked lots. Inspect the columns from left to right. In any column under inspection, mark the left-filled lots that are not in any stamped row and also not in the same row with any already marked lots. If no such left-filled lots exist, leave that column without marked lots. In any case, stamp all the inspected columns.

In the third step, consider rows which are just above the lots marked on the second step, from bottom to top. For each of these rows, do the analogous procedure as on the previous step: mark all lots within it that are not in any stamped columns and not in the same column as any previously marked lot, and stamp it.

Continue with this procedure, alternating rows and columns, until one of the two contingencies. If in some step no new lots are marked, we stop after that step. On the other hand, if at some point the number of marked lots either exceeds $n/5$, we stop immediately, even if this happens within a step that is not yet complete. Observe that, by our construction, the column immediately to the right of any newly marked lot is never stamped, and analogous property holds for the rows.

If, at some point in the procedure, the number of marked lots is m , and we proceed to inspect a row or a column, we check at least $n - 2m$ lots and each of them is marked independently with probability p^{r-1} . If $m \leq n/5$, the expected number of marked lots is at least $A/2$. Therefore, if A

is large enough, the marking process dominates a supercritical branching process up to stopping. It follows that, for any ϵ , we can choose a large enough A so that the procedure reaches $n/5$ marked lots in $\log n$ steps with probability at least $1 - \epsilon$. We now condition on this event.

The key observation is that marked lots transfer the occupation to the origin, provided at least one of them is “triggered” by an additional black site. To be more precise, if any of the marked lots is a nucleus, the origin becomes occupied by time $rn \log n$.

The final step in our proof is a standard sprinkling argument. Under our conditioning, the union of the basic and sprinkled black sites generate a nucleus with probability at least $1 - (1-p)^{n/5} > 1 - \epsilon$, when p is small enough.

To establish the property of T , for a large enough constant A and small enough p , the probability that the origin is occupied by time $rn \log n \leq 2Arp^{-(r-1)} \log \frac{1}{p}$ is at least $1 - \epsilon$.

By another sprinkling argument, using the same construction, we can make two adjacent lines in B_n occupied with probability at least $(1 - \epsilon)^2$, which results in B_n being spanned. \square

6 Lower bound for the symmetric line growth with $r = 2$

In this case, we have lower bound that asymptotically matches the bound from Lemma 5.1. For $r > 2$, we prove a weaker bound of the form $p^{-1+o(1)}$ in Section 7.3.

Lemma 6.1. *Assume $r = 2$. If $t \ll p^{-1} \log \frac{1}{p}$, then $T \gtrsim t$.*

Proof. A *neighborhood path* is a sequence $x_0, x_1, \dots, x_n \in \mathbb{Z}^2$ of length n , starting at x_0 which makes neighborhood steps, that is, $x_i - x_{i-1} \in \mathcal{N}_0$, $1 \leq i \leq n$. We say that the path makes a *turn* at i , $1 \leq i \leq n - 1$, if the vectors $x_i - x_{i-1}$ and $x_{i+1} - x_i$ are perpendicular. We call such a path *transmissive* if:

- (1) x_0 has two black sites in its neighborhood;
- (2) at every turn i , there is a black site on a horizontal or vertical line through x_i within distance 2ρ ;
- (3) all black sites in (1) and (2) are distinct; and
- (4) all steps are of size 1, and between any two turns the steps are all in the same coordinate direction and orientation.

At any time, call a line *saturated* within a box at a given time if it contains two or more occupied sites within a neighborhood of one of its sites inside of the box. When a point becomes occupied at some time $t > 0$, we call it *red*. Thus, every occupied point at time t is either red or black, but not both.

Step 1. Assume that there no parallel saturated lines within distance 5ρ of each other at time t for the dynamics restricted to $[-2t, 2t]^2$, with 0-boundary, by time t . Then we claim that there exist a transmissive path starting at 0 of length at most ρt .

Assume that x get occupied at time $t > 0$. We will first prove by induction that there is a neighborhood path of length at most t , ending at x , that satisfies properties (1) and (2), but not necessarily (3) and (4), and is contained entirely in lines that are saturated within $[-t, t]^2$ by time $t - 1$.

At time $t - 1$, x has two occupied neighbors on the same line, say y_1 and y_2 , so that y_1, y_2, x are all on the same line. If both y_1 and y_2 are black, the path consists of the single site x . If, say, y_1 is black and y_2 is red, then we use the induction hypothesis on y_2 , take the resulting neighborhood path that ends at y_2 and append the step from y_2 to x . It is possible that the so constructed path makes a turn at y_1 , but then (2) holds.

Now assume both y_1 and y_2 are red. By induction hypothesis, there exist neighborhood paths that satisfy (1) and (2) and end at y_1 and y_2 , with penultimate sites z_1 and z_2 . If, say, $x - y_1$ is parallel to the last step $z_1 - y_1$ of the path to y_1 , we may complete the induction step by appending x to the path to y_1 . We proceed analogously if $x - y_2$ is parallel to the last step $z_2 - y_2$. In all cases so far, the saturation claim holds for the new path to x . The last possibility is that both $z_1 - y_1$ and $z_2 - y_2$ are parallel. By induction, they lie on parallel saturated lines, and are within distance 2ρ , in contradiction with our assumption.

We thus constructed a path that satisfies (1) and (2), and we proceed to modify it to satisfy the other two requirements. We satisfy (4) by simply replacing all steps between two turns by steps of length 1 on the same line and with the same orientation. Now, if our path happens to make a turn at i , and $x_i = x_j$ for some $i < j$, we eliminate the loop x_{i+1}, \dots, x_j from the path. Similarly, we may eliminate if at $x_i = x_0$ for some $i > 0$. (However, we cannot make the path self-avoiding, as we cannot eliminate loops if two sites coincide at non-turns.)

Finally, suppose that the path makes turns at $i < j$, and x_i and x_j are at distance $5k$ or less. Then we have two parallel saturated lines within this distance, which contradicts our assumption. The same holds if there is a turn within distance $5k$ of x_0 . It follows that (3) is also satisfied, and the claim in Step 1 is proved.

For future use, we consider two distinct red sites x and y that are occupied by time t . We have two transmissive paths (x_i) and (y_j) , one to x and the other to y . If the path to y makes a turn at some j so that $y_j = x_i$ is on the path to x , then we replace to x_0, \dots, x_i with the path to y_0, \dots, y_j . Analogously if we switch the roles of the two paths or if x_0 or y_0 are on the other path. After this, we say the two paths are m -merged if $x_i = y_i$ for $i \leq m$. In addition, we also declare them 0-merged if x_0 and y_0 are within distance $5k$.

The result is that now any any two turns that occur at different sites use distinct black sites, and any turns use different sites that initial sites. If the paths are not 0-merged, the initial sites use different black sites are well.

Take time $t = c(1/p) \log(1/p)$. We will choose the constant $c = c(\rho)$ to be small enough. Let F_n , $n \geq 0$, be the event that there is a transmissive path of length n ending at $\mathbf{0}$.

Step 2. If c is small enough, $\mathbb{P}(\cup_{n \leq \rho t} F_n) \rightarrow 0$ as $p \rightarrow 0$.

Dividing according to the number i of turns this path makes, we get that, for some constant $C = C(\rho)$,

$$\mathbb{P}(F_n) \leq C \sum_{i=0}^{n-1} \binom{n}{i} (Cp)^i p^2 \leq C(1 + Cp)^n p^2 \leq Ce^{Cnp} p^2.$$

Therefore,

$$\mathbb{P}(\cup_{n \leq kt} F_n) \leq Cte^{Ctp} p^2 \leq Cp^{1-cC} \log(1/p),$$

which establishes the claim in Step 2.

Next we address the probability that there are two parallel saturated lines within distance 5ρ for the dynamics restricted to $[-2t, 2t]^2$, with 0-boundary, by time t . Consider the first such pair of

lines. Each of these two lines must have, at the saturation time two occupied sites, at least one of which is black, within the neighborhood of a site. Therefore, there are two transmissive paths, one for each line, that each end at a site on the respective line, which has an additional black site within distance $2k$. Let G_1 be the event that the two paths do not merge for this first pair of parallel lines.

Step 3. For c small enough, $\mathbb{P}(G_1) \rightarrow 0$.

As black sites on all turns of both paths are distinct,

$$\mathbb{P}(G_1) \leq Ct(tp)^2(te^{Ctp}p^2)^2 = Cp(tp)^5e^{2Ctp},$$

reflecting the selection of the pair of lines, choosing the position of the pair of occupied sites on each line, one of them being black, and then the choice of non-merged transmissive paths. The claim in step 3 follows.

Finally, we consider the event G_2 that the two paths do merge for the described first pair of parallel lines.

Step 4. For c small enough, $\mathbb{P}(G_2) \rightarrow 0$.

Fix two sites y and z . The key is to find an upper bound for the probability that there is a neighborhood path that satisfies (2)–(4) of length exactly n connecting y and z . Assume that the path makes $i \geq 2$ turns. Consider first the case when $n > \|y - z\|_1$. Then there are some two successive turns at which the path makes a U-turn. If the location of all other $i - 2$ turns is fixed, there are at most 2 (symmetric) possibilities for locations of these two turns; all other locations change the length. So the upper bound on the probability is

$$(6.1) \quad \sum_{i=2}^n \binom{n}{i-2} i(Cp)^i \leq Cp^2(np)e^{Cnp},$$

reflecting the choice of the number of turns, position of the first U-turn, and positions of the black sites at each turn.

Now consider the case $n = \|y - z\|_1$. Now we merely observe that after the choice of first $i - 1$ turns, there is at most one possibility for the last turn, which gives the upper bound

$$(6.2) \quad \sum_{i=1}^n \binom{n}{i-1} (Cp)^i \leq Cpe^{Cnp},$$

as we can now only choose the positions of $i - 1$ turns.

If the first transmissive line makes i turns, the second transmissive line can join it at i locations. Putting all this together, we sequentially make the choices of: the pair of close parallel saturated lines; the pair of occupied sites, with one black, on each line; length of the first path; number i of turns of the first path; positions of the i turns on the first path; positions of black sites that make the first path transmissive; and locations where the second path joins. For the probability bound that the second path contributes, we use (6.1) and (6.2). This gives the following upper bound:

$$\begin{aligned} \mathbb{P}(G_2) &\leq Ct(t^2p^2) \cdot t \sum_{i=0}^{\rho t} \binom{\rho t}{i} p^i p^2 i \cdot (tp^2(tp)e^{Ctp} + pe^{Ctp}) \\ &\leq Ct(t^2p^2) \cdot t(\rho t)e^{C\rho t} p^2 \cdot (tp^2(tp)e^{Ctp} + pe^{Ctp}) \\ &= C(tp)^5 \cdot e^{2C\rho t} \cdot ((tp)^2 + 1) \cdot p. \end{aligned}$$

This again goes to 0 if c is small enough.

From Steps 2–4, for small enough c ,

$$\mathbb{P}(\mathbf{0} \text{ is occupied at time } t) \leq \mathbb{P}((\cup_n F_n) \cup G_1 \cup G_2) \rightarrow 0,$$

as desired. \square

Proof of Theorem 1.3. The scaling of T follows from Lemmas 5.1 and 6.1.

We need to prove the conclusion for the critical length, L_c . Lemma 5.1 gives the upper bound $L_c = \mathcal{O}(p^{-1})$. On the other hand, if $n \ll p^{-1}$, the initial configuration in B_n with 0-boundary is inert with high probability. It follows that $L_c = \Theta(1/p)$. \square

7 General upper and lower bounds for the line growth

In this section we establish the possibly non-pure critical power for the line growth dynamics in which a site becomes newly occupied by having either r horizontal or s vertical occupied neighbors, with $2 \leq s \leq r$. We denote

$$\gamma = \frac{(r-1)s}{r},$$

the claimed critical power.

7.1 Upper bound in the asymmetric case

In this subsection we assume that $2 \leq s < r$.

Lemma 7.1. *Assume that $n \gg p^{-(\gamma+\epsilon)}$ for some $\epsilon > 0$. Then the dynamics spans B_n in time Cn , for some large enough constant C .*

We consider the following comparison process, evolving in steps $\ell = 1, 2, \dots$. Divide the $n \times n$ box into vertical strips of width r and horizontal strips of width s . Call a vertical (resp. horizontal) line *saturated* if it contains s (resp. r) occupied sites, all in the same horizontal (resp. vertical) strip. Any step ℓ consists of two half-steps. When $\ell = 1$, the first half step occupies, in every strip, the maximal contiguous interval of saturated vertical lines that includes the leftmost line. In the first half step for $\ell \geq 2$, in each vertical strip, consider for occupation only the leftmost vertical line that is not already occupied: if that line is saturated, make it occupied; otherwise, that strip remains unchanged. In the second half-step, for any $\ell \geq 1$, we only consider the bottom-most unoccupied line in each horizontal strip: if that line is saturated, we occupy that line; otherwise, there are no changes in that strip. After the ℓ th step, let $V_m^{(\ell)}$ be the number of vertical strips with at least m occupied lines. Also, let $H^{(\ell)}$ be the number of occupied horizontal lines after the ℓ th step.

We stop the process after any second half of step ℓ if $(\ell r + 1)\epsilon \geq s/r$.

Lemma 7.2. *Up to the step ℓ at which the process stops,*

$$\begin{aligned} V_{r-2}^{(\ell)} &\triangleright \frac{s}{r} + (r-1)\epsilon \\ V_{r-1}^{(\ell)} &\triangleright \ell r \epsilon \\ H^{(\ell)} &\triangleright \ell r \epsilon + \epsilon + s - \frac{s}{r} - 1. \end{aligned}$$

Proof. We prove that the lower power bound on $V_{r-2}^{(\ell)}$ holds at $\ell = 1$, and the other two bounds are proved by induction on ℓ . As we perform only a bounded number of steps, we may (by a standard sprinkling argument) assume that the configuration of black sites is, at every half step, an independent product measure off already occupied lines. For $\ell = 1$, $V_m^{(1)}$ is with high probability larger than a constant times

$$n(np^s)^m = n^{m+1}p^{sm} \gg p^{-((\gamma+\epsilon)(m+1)-sm)},$$

and so

$$V_m^{(1)} \triangleright s - \frac{s}{r} + \epsilon + m \left(-\frac{s}{r} + \epsilon \right).$$

In particular, we get the desired two lower power bounds on $V_{r-2}^{(1)}$ and $V_{r-1}^{(1)}$. For $H^{(\ell)}$, we will at every step only consider help from newly occupied vertical strip with at least $(r-1)$ occupied lines after the half step just completed. Thus, we need a single black site next to the occupied $(r-1)$ vertical lines to occupy a horizontal line. In particular, $H^{(1)}$ is with large probability at least a constant times

$$p^{-\epsilon r} np \gg p^{-(\gamma+\epsilon+\epsilon r-1)},$$

and so

$$H^{(1)} \triangleright r\epsilon + \epsilon + s - \frac{s}{r} - 1.$$

For the $\ell \rightarrow \ell+1$ inductive step, we need to bound from below the probability that a vertical strip that contains $r-2$ occupied vertical lines occupies an additional line, with the help of occupied horizontal lines. The stopping rule ensures that our lower bound for this probability is small, as the sum of the terms on the second line in the display below is negative. This gives

$$\begin{aligned} V_{r-1}^{(\ell+1)} &\triangleright \frac{s}{r} + (r-1)\epsilon \\ &\quad + \ell r\epsilon + \epsilon + s - \frac{s}{r} - 1 \\ &\quad - (s-1), \end{aligned}$$

which gives the desired lower power bound for $V_{r-1}^{(\ell+1)}$. We use this bound in the in the subsequent half step. Observe that the stopping rule guarantees that

$$(\ell+1)r\epsilon - 1 < \frac{s}{r} - 1 + (r-1)\epsilon < 0,$$

so the probability that a fixed horizontal line gets occupied is small. This gives

$$H^{(\ell+1)} \triangleright (\ell+1)r\epsilon + \gamma + \epsilon - 1,$$

again confirming the induction step. □

Proof of Lemma 7.1. After our process stops, the probability of occupation of a vertical line in our comparison process is bounded from below. The original dynamics, then, completely occupies a vertical strip in a single step, with high probability. Then the entire box B_n is occupied in at most additional n steps. □

7.2 Lower bound in the asymmetric case

In this subsection we again assume that $2 \leq s < r$.

Lemma 7.3. *Assume that $n \ll p^{-\gamma}$. Then the dynamics on B_n with periodic boundary has $|\xi_\infty| = o(n^2)$ with probability converging to 1.*

We now call a vertical (resp. horizontal) line *saturated* if it contains s (resp. r) occupied points within a neighborhood. We now, at every step ℓ , perform the following two half steps. In the first half-step, we occupy all saturated vertical lines and in the second half-step, all horizontal saturated lines. Recall the definition of an m -clump from Section 4.2. After the ℓ th step is completed, we let $V_m^{(\ell)}$ and $H_m^{(\ell)}$ be the number of vertical clumps of size at least m , with $V_m^{(0)} = H_m^{(0)} = 0$, for $m > 0$ and $V_0^{(0)} = H_0^{(0)} = n$. Also let $\Delta V_m^{(\ell)} = V_m^{(\ell)} - V_m^{(\ell-1)}$ and $\Delta H_m^{(\ell)} = H_m^{(\ell)} - H_m^{(\ell-1)}$ with at least m occupied lines.

Lemma 7.4. *Assume that $n \ll p^{-\gamma}$. For all $\ell \geq 1$,*

$$\begin{aligned} V_m^{(\ell)} &\triangleleft m \left(-\frac{s}{r} \right) + s - \frac{s}{r} \\ H_m^{(\ell)} &\triangleleft m \left(\frac{s}{r} - 2 \right) + s - \frac{s}{r} \\ \Delta V_m^{(\ell)} &\triangleleft m \left(-\frac{s}{r} \right) + s - \frac{s}{r} + (\ell - 1) \left(\frac{s}{r} - 1 \right) \\ \Delta H_m^{(\ell)} &\triangleleft m \left(\frac{s}{r} - 2 \right) + s - \frac{s}{r} + (\ell - 1) \left(\frac{s}{r} - 1 \right). \end{aligned}$$

Moreover, $V_{r-1}^{(\ell)} = 0$.

Proof. We proceed by induction. Observe that, as $s/r < 1$, the upper power bounds for $\Delta V_m^{(\ell)}$ and $\Delta H_m^{(\ell)}$ are strictly smaller than the respective bounds for $V_m^{(\ell)}$ and $H_m^{(\ell)}$. For $\ell = 1$, the number of vertical m -clumps is bounded by a constant times

$$n(np^s)^m \ll p^{-\gamma(m+1)+sm}$$

and therefore

$$V_m^{(1)} \triangleleft m(\gamma - s) + \gamma =: \beta_m.$$

To bound the number of horizontal m -clumps, we employ an optimization scheme described below.

Similarly as in Section 4.2, we use FKG in the following fashion. Given a fixed (deterministic) set \mathcal{H} of, say, horizontal lines, condition on exactly them being occupied by the procedure so far. By FKG, under this conditioning, the probability of any increasing event E depending on the configuration outside \mathcal{H} is smaller than the non-conditional probability of E .

Any horizontal m -clump consists of m lines enumerated, say, from the lowest line in the clump. The line i may be saturated by some vertical a_i -clump together with $r - a_i$ nearby black points on this line; here, $0 \leq a_i \leq r - 2$. Let $a = \sum_i a_i$. Thus the number of horizontal m -clumps with helping numbers a_1, \dots, a_m is with high probability bounded above by a constant times

$$n \cdot p^{-\beta_{a_1}} p^{r-a_1} \dots p^{-\beta_{a_m}} p^{r-a_m}.$$

Let $a = a_1 + \dots + a_m$. Then we get

$$H_m^{(1)} \triangleleft \max_a (\gamma - mr + \gamma m + (\gamma - s + 1)a).$$

As $\gamma - s + 1 > 0$, the maximum is achieved at $a = m(r - 2)$ (that is, all $a_i = r - 2$). It follows that

$$H_m^{(1)} \triangleleft \max_a (\gamma - mr + \gamma m + (\gamma - s + 1)(m - 2)r) = m \left(\frac{s}{r} - 2 \right) + \gamma =: \alpha_m.$$

For $\ell \rightarrow \ell + 1$ step, let β'_m and α'_m be the right-hand side of the upper power bounds for $\Delta V_m^{(\ell)}$ and $\Delta H_m^{(\ell)}$.

To get a new vertical m -clump at step $\ell + 1$, pick a b and add $m - b$ vertical lines to an existing vertical b -clump, $0 \leq b \leq m - 1$. Let a_1, \dots, a_{m-b} be the helping horizontal clumps for line $1, \dots, m - b$, counted, say from the left. The number of such new m -clumps is with high probability at most constant times

$$p^{-\beta b} \cdot p^{-\alpha'_1} p^{s-a_1} \dots p^{-\alpha'_{m-b}} p^{s-a_{m-b}}.$$

Let $a = \sum_i a_i$. Observe that $a_i \geq 1$ for all i . We get

$$\begin{aligned} \Delta V_m^{(\ell+1)} &\triangleleft \max_{a,b} b(\gamma - s) + \gamma - s(m - b) + a + a \left(\frac{s}{r} - 2 \right) + (m - b) \left(\gamma + (\ell - 1) \left(\frac{s}{r} - 1 \right) \right) \\ &= \max_{a,b} a \left(\frac{s}{r} - 1 \right) + (m - b)(\ell - 1) \left(\frac{s}{r} - 1 \right) - m \frac{s}{r} + \gamma \\ &= \max_b (m - b) \left(\frac{s}{r} - 1 \right) + (m - b)(\ell - 1) \left(\frac{s}{r} - 1 \right) - m \frac{s}{r} + \gamma \\ &= \max_b (m - b) \ell \left(\frac{s}{r} - 1 \right) - m \frac{s}{r} + \gamma \\ &= \ell \left(\frac{s}{r} - 1 \right) - m \frac{s}{r} + \gamma, \end{aligned}$$

as claimed.

Proceeding to formation of horizontal clumps, we similarly get, with $0 \leq b \leq m - 1$ and $1 \leq a_i \leq r - 2$, $i = 1, \dots, m - b$, $a = \sum_i a_i$,

$$\begin{aligned} \Delta H_m^{(\ell+1)} &\triangleleft \max_{a_i,b} \alpha_b + \sum_i \beta'_{a_i} + \sum_i a_i - r(m - b) \\ &= \max_{a,b} a \left(1 - \frac{s}{r} \right) + (m - b) \left(\gamma + \ell \left(\frac{s}{r} - 1 \right) - r - \frac{s}{r} + 2 \right) + m \left(\frac{s}{r} - 2 \right) + \gamma \\ &= \max_b (m - b)(r - 2) \left(1 - \frac{s}{r} \right) + (m - b) \left(\gamma + \ell \left(\frac{s}{r} - 1 \right) - r - \frac{s}{r} + 2 \right) + m \left(\frac{s}{r} - 2 \right) + \gamma \\ &= \max_b (m - b) \ell \left(\frac{s}{r} - 1 \right) + m \left(\frac{s}{r} - 2 \right) + \gamma \\ &= \ell \left(\frac{s}{r} - 1 \right) + m \left(\frac{s}{r} - 2 \right) + \gamma, \end{aligned}$$

again verifying the inductive claim. □

Proof of Lemma 7.3. It follows from Lemma 7.4 that, after finitely many steps, $\Delta V_1^{(\ell)} \triangleleft 0$ and $\Delta H_1^{(\ell)} \triangleleft 0$, therefore the configuration is with high probability inert. As $V_m^{(\ell)} < \gamma$, the configuration it occupies $o(n^2)$ sites, and Lemma 2.3 applies. \square

Proposition 7.5. *Assume that we remove the $(r-1, s-1)$ square from the line-growth Young diagram of Theorem 1.2 to get the zero-set with minimal counts $(0, s)$, $(r, 0)$ and $(r-1, s-1)$. Then the lower bound in Lemma 7.3 still holds. Consequently, γ_c is the same as in Theorem 1.2.*

Proof. We join the proof of Lemma 7.4 and claim that the final configuration is still with high probability inert. In clearly suffices to verify this claim.

Fix $u \geq 1$ and let N be the number of sites in the final configuration in the proof of Lemma 7.4, with k occupied neighbors. The neighborhood of such a site must intersect some a occupied horizontal lines and some b vertical lines and contain additional $k - a - b$ black sites. Therefore, N is with high probability much smaller than

$$p^{-\alpha_a} p^{-\beta_b} p^{k-a-b},$$

and then

$$\begin{aligned} N &\triangleleft \sup_{0 \leq a, 0 \leq b \leq r-2} a \left(\frac{s}{r} - 1 \right) + b \left(1 - \frac{s}{r} \right) + 2\gamma - k \\ &= (r-2) \left(1 - \frac{s}{r} \right) + 2\gamma - k \\ &= r + s - 2 - k, \end{aligned}$$

and so $N = 0$ with high probability as soon as $k \geq r - s - 2$, which covers exactly our case. \square

7.3 The general lower bound for the symmetric case.

In this section, we assume $s = r \geq 2$, so that $\gamma = r - 1$.

Lemma 7.6. *Assume that $n \ll p^{-(r-1-\epsilon)}$, for some $\epsilon > 0$. Then the dynamics on B_n with periodic boundary has $|\xi_\infty| = o(n^2)$ with probability converging to 1.*

Proof. Let $\gamma' = r - 1 - \epsilon$. We now at each step occupy all r -saturated horizontal and vertical lines simultaneously. Then we have, as in the asymmetric case,

$$H_m^{(1)}, V_m^{(1)} \triangleleft m(\gamma' - r) + \gamma' =: \alpha_m$$

so that both numbers are w.h.p. 0 for $m \geq r - 1$. Now we claim that

$$\Delta H_m^{(\ell)}, \Delta V_m^{(\ell)} \triangleleft m(\gamma' - r) + \gamma' - (\ell - 1)\epsilon =: \alpha'_m$$

for all $\ell \geq 1$.

To prove the claim by induction, we again consider ways to get a new vertical m -clump at step $\ell + 1$. We pick a b and add $m - b$ vertical lines to an existing vertical b -clump, $0 \leq b \leq m - 1$, and let a_1, \dots, a_{m-b} be the helping horizontal clumps for line $1, \dots, m - b$, as before. The number of such new m -clumps is with high probability at most constant times

$$p^{-\alpha_b} \cdot p^{-\alpha'_{a_1}} p^{r-a_1} \dots p^{-\alpha'_{a_{m-b}}} p^{r-a_{m-b}}.$$

Let $a = \sum_i a_i$. Observe that $1 \leq a_i \leq r - 2$ for all i . We get

$$\begin{aligned}
\Delta V_m^{(\ell+1)} &\triangleleft \max_{a,b} b(\gamma' - r) + \gamma' - r(m - b) + a + a(\gamma' - r) + (m - b)(\gamma' - (\ell - 1)\epsilon) \\
&= \max_{a,b} -a\epsilon - (m - b)(\ell - 1)\epsilon + m(\gamma' - r) + \gamma' \\
&= \max_b -(m - b)\epsilon - (m - b)(\ell - 1)\epsilon + m(\gamma' - r) + \gamma' \\
&= \max_b -(m - b)\ell\epsilon + m(\gamma' - r) + \gamma' \\
&= -\ell\epsilon + m(\gamma' - r) + \gamma',
\end{aligned}$$

as claimed. The proof is concluded as that of Lemma 7.3. \square

Proof of Theorem 1.2. The conclusion follows from Lemmas 7.1 and 7.3 for the case $s < r$ and from Lemmas 5.1, and 7.6 for the case $s = r$. \square

Proposition 7.7. *Assume that we remove the $(r - 1, r - 1)$ square from the line-growth Young diagram of Theorem 1.2 with $s = r$, to get the zero-set with minimal counts $(0, r)$, $(r, 0)$ and $(r - 1, r - 1)$. Then the lower bound in Lemma 7.6 still holds. Consequently, $\gamma_c = r - 1$.*

Proof. We join the proof of Lemma 7.6. We observe that the procedure in the proof produces the final configuration in which there are no $(r - 1)$ -clumps. We claim that this configuration is still with high probability inert. To prove this claim, let again, for some $k \geq 1$, N be the number of sites in this inert configuration with k occupied neighbors. The neighborhood of such a site must intersect some a occupied horizontal lines and some b vertical lines and contain additional $k - a - b$ black sites. Therefore, N is with high probability much smaller than

$$p^{-\alpha_a} p^{-\alpha_b} p^{k-a-b},$$

and then

$$N \triangleleft \sup_{0 \leq a, b \leq r-2} -\epsilon(a + b) + 2\gamma' - s = 2\gamma' - k,$$

and so $N = 0$ with high probability as soon as $k \geq 2\gamma'$, which holds when $k = 2(r - 1)$. \square

8 Finite L-shaped Young diagrams

It follows from the results of the Theorems 1.1 and 1.2 that any zero-set that lies between the threshold- r bootstrap percolation triangle and the $r \times r$ box has the the upper and lower powers that are both $r - \mathcal{O}(\sqrt{r})$, for large r . In this section, we consider some examples of zero-sets that do not satisfy this restriction. Our main focus will be symmetric L-shaped Young diagrams, but will also briefly address the asymmetric ones.

Lemma 8.1. *Assume \mathcal{Z} has minimal counts $(0, r)$, $(r, 0)$ and $(1, 1)$ for $r \geq 2$. Then $\gamma_c = r/2$.*

Proof. As r diagonally adjacent sites occupy an $r \times r$ square in r steps, $\gamma_c \leq r/2$.

To prove the lower bound, consider, as usual, the dynamics on box B_n with periodic boundary. Assume $n \ll p^{-r/2}$. Choose some sequence M such that $1 \ll M^r \ll 1/(p^{r/2}n)$.

Call a line *saturated* if it contains r occupied sites within an interval of length M . Let τ be the first time B_n contains a saturated line. If a site x is occupied for the first time at time $t \in [1, \tau]$, then both \mathcal{N}_x^h and \mathcal{N}_x^v must contain an occupied site at time $t - 1$. Each of these occupied sites is either black or become occupied at some previous time $t \geq 1$. Continuing backwards in time, we find that on both lines through x there is a black site within distance $(r - 1)\rho$, as we cannot continue for more than $r - 1$ steps. If L is a line that becomes saturated at time τ , and x_1, \dots, x_r are the occupied sites on L at time τ within distance M , then, for each i , either x_i is black or there is a black site within distance $(r - 1)k$ on the line through x_i , perpendicular to L . Therefore, if an $n \times n$ box is to ever contain a saturated line, there is a $M \times M$ box within it that contains r black sites, and this happens with probability at most $M^{2r}n^2p^r \rightarrow 0$. If the box never contains a saturated line,

$$|\xi_\infty| \leq n \cdot (n/M + 1)(r - 1) \ll |B_n|,$$

and Lemma 2.3 implies that $\gamma_c \geq r/2$. □

Lemma 8.2. *Assume \mathcal{Z} has minimal counts $(0, r)$, $(r, 0)$ and $(2, 2)$ for $r \geq 6$. Then $\gamma_c = 2r/3$.*

Proof. To prove the upper bound assume first that $n \gg p^{-2r/3}$ and consider the dynamics on B_n . This box will be spanned by time Cn if the following event happens: there are two neighboring horizontal lines in B_n that each contain an interval r of black sites, and next to this pair of lines there is a strip of $r - 2$ additional horizontal lines each of which contains 2 neighboring black sites. This happens with high probability as $n(np^r)^2 \gg 1$ and $np^2 \gg p^{-(2r/3-2)} \gg p^{-1}$. It follows that $\gamma_c \leq 2r/3$.

To prove the lower bound, assume $n \ll p^{-2r/3}$. We will consider the slow version of the dynamics on B_n with periodic boundary in which we occupy a single site every time, chosen arbitrarily, provided it exists.

We will often refer to sites and lines as being *near* each other or *nearby*. Within the context of this proof, this means that the distance between objects in question is at most $Cr\rho$, for some suitable large constant C . We will choose M so that $1 \ll M \ll 1/(p^{3r/2}n)^\epsilon$, for any $\epsilon > 0$. For a line L and a set of sites S , we call S *M-near* L if: all sites of S are near L ; and the projection of S to L fits into an interval of length M .

Again, a *saturated* line contains r occupied sites within an interval of length M . (Note that they do not need to be near each other as M is much larger than $Cr\rho$.) We will not further occupy any sites on a line that becomes saturated and call the r sites on such line *saturation sites*. If a line is saturated initially it may have more than one choice of r saturation sites in which case we just make an arbitrary selection of them. If x is a saturation site on a line L , any black site near x on a line perpendicular to L through x is *associated* to x .

Our strategy is to prove that saturated parallel lines likely remain at distance of order M . To this end, let time τ_2 be the first time when there are two parallel saturated lines within distance $3M$. Assume that $\tau_2 < \infty$. Denote the resulting lines by L_1 and L_2 , and assume they are horizontal and that L_1 was saturated first, at time $\tau_1 < \tau_2$. The main problem that we face in the rest of the argument is that there may be isolated vertical or horizontal lines that get saturated before time τ_2 and help in saturation of L_1 and L_2 (see Figure 8). We claim that one of the following must hold:

- (1) there are at least $2r - 2$ black sites in some $5M \times 5M$ box inside B_n ; or
- (2) the following occur disjointly:

- either there are r M -near L_1 , or there are $r - 1$ black sites near M -near L_1 and a line near them perpendicular to L_1 , which disjointly has $r - 1$ M -near black sites; and
- the same is true for L_1 replaced by L_2 .

If a site x on L_1 gets occupied at time $t \in [1, \tau_1]$, and it does not lie on a saturated vertical line at time t , then it must have two previously occupied sites on the vertical part of its neighborhood; if at least one of them is non-black, we can find two previously occupied sites in the vertical part of its neighborhood, and so on. Therefore, if such an x is a saturation site for L_1 , it is either black or there are two black sites associated to x . Similarly, every saturation site y on L_2 that is occupied at time t and does not lie on a saturated vertical line at time t is either black or has one black site off L_1 associated to it.

Assume first that a saturation site on L_1 and a saturation site on L_2 lie on nearby vertical lines. We claim that in this case (1) holds. Note that then all saturation sites on L_1 and L_2 are within horizontal distance $3M$ and therefore intersect at most one vertical line, which is saturated line at time τ_2 , by minimality of τ_2 . This vertical line contains at most two saturating sites for L_1 and L_2 , one on each of these two horizontal lines. Now consider all vertical lines through saturation sites on L_1 and L_2 that are *not* saturated at time τ_2 . Assume that $a \in [0, r]$ of these lines contain two saturated sites, one on L_1 and one on L_2 . Note that each of these a lines must contain two black sites near L_1 . If $a = r$, then (1) clearly holds. If $a \leq r - 1$, there are at least $2(r - 1) - 2a$ remaining lines, each of which contains at least one black site near L_1 . This produces $2(r - 1)$ black sites that satisfy (1).

Conversely, assume that no vertical line through a saturation site on L_1 is near a vertical line through a saturation site on L_2 . Then each of the two lines L_1 and L_2 may have zero or one saturation site included in a previously saturated vertical line. If neither have such a vertical line, then clearly (2) occurs.

If a vertical line L_3 covers a saturation site of L_1 and is saturated before time τ_1 , then there are $r - 1$ saturation sites for L_1 not on L_3 ; they are either all black or else there are at least r associated black sites for L_1 not on L_3 . In the former case, we have two additional possibilities. The first possibility is that a saturation site for L_3 is near a saturation site for L_1 , in which case we use the fact that at least $r - 1$ saturation sites, and therefore at least $r - 1$ associated black sites, for L_3 are not on L_1 and (1) occurs. The second possibility is that no saturation sites for L_1 and L_3 are nearby in which case L_3 has at least $r - 1$ associated black sites, disjoint from the $r - 1$ black sites on L_1 .

Now we look at L_2 , whose saturation sites are now horizontally far away those for L_1 . If there is no vertical saturated line at time τ_2 that covers one of the saturating sites for L_2 , we have r black sites M -near L_2 , disjoint from those for L_1 and L_3 (if it exists) in the previous paragraph. Otherwise, let L_4 be such a line. Then L_2 has $r - 1$ associated black sites not on $L_1 \cup L_4$. If a saturation site for L_4 is within distance $3M$ of L_2 , then it is possible that one saturation site for L_4 is on L_1 and we either have: r associated black sites for L_4 (which are all near L_2); or $r - 1$ black saturation sites on L_4 — in either case (1) occurs. The last possibility (see Figure 8) is that all saturation sites for L_4 are at least distance $3M$ from L_2 , in which case it is possible that another previously saturated line (not L_1) covers one of them, which means that we have at least $r - 1$ associated black sites, disjoint from all others found so far. It follows that (2) holds and the claim is established.

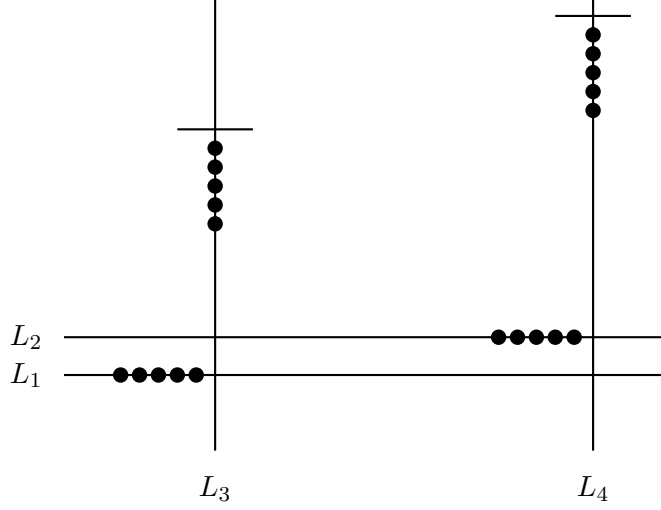


Figure 4: An illustration of one case from the proof of Lemma 8.2, with $r = 6$ of the configuration of black sites leading to the last term on the first line of (8.1). One of the saturation sites on L_1 is generated by the previously saturated line L_3 , which, in turn, may have one of its saturation sites generated by a previously saturated line. Analogously for L_2 .

From the claim, we get that the $\mathbb{P}(\tau_2 < \infty)$ is at most a power of M times

$$(8.1) \quad \begin{aligned} & n^2 p^{2r-2} + n(np^r)^2 + n(np^{r-1})^2 np^r + n(np^{r-1})^4 \\ & = n^2 p^{2r-2} + n^3 p^{2r} + n^4 p^{3r-2} + n^5 p^{4r-4} \rightarrow 0, \end{aligned}$$

provided that $2r/3 \leq r-1$, $8r/3 \leq 3r-2$, and $10r/3 \leq 4r-4$, which all hold for $r \geq 6$.

If $\tau_2 = \infty$, then we have at most n/M saturated lines in ξ_∞ , so that

$$|\xi_\infty| \leq (n/M) \cdot n + n \cdot (n/M + 1)(r-1) \ll |B_n|,$$

thus Lemma 2.3 implies that $\gamma_3 \geq 2r/3$. □

The restriction $r \geq 6$ is likely not necessary. Indeed, for $r = 3$ we have a separate proof that $\gamma_c = 2$ (Proposition 7.7), while for $r = 4, 5$ the argument for the lower bound can be extended (starting with the two previously saturated lines that contribute to saturation sites on L_3 and L_4 in Figure 8), which we however did not pursue.

Lemma 8.3. *Assume \mathcal{Z} is given by the minimal counts $(0, r)$, (s, s) , and $(r, 0)$, with $1 \leq s < r$. Then a lower and an upper power are, respectively,*

$$\gamma_\ell = \frac{\widehat{m}(r - \widehat{m} + 1)}{1 + \widehat{m}}, \text{ where } \widehat{m} = \min(\lfloor (-1 + \sqrt{4r + 9})/2 \rfloor, \lfloor s/2 \rfloor),$$

and

$$\gamma_u = \frac{rs}{s + 1}.$$

Proof. For the upper power, consider the dynamics on B_n with $n \gg p^{-\gamma_u} \geq p^{-s}$. Every fixed line is then likely to contain an interval of s black sites. Moreover, an $n \times s$ strip with each of its horizontal lines containing an interval of r black sites is also likely to exist within B_n , as $n(np^r)^s = n^{s+1}p^{rs} \gg 1$. With high probability, then, there is such a strip with $r - s$ neighboring parallel lines that all contain an interval of s black sites, which causes complete occupation of B_n by time $(r - s + 2)n$.

For the lower power, assume $n \ll p^{-\gamma_\ell}$. adopt the same slow version of the dynamics as in the previous proof, with the same choice of M and the same definition of saturated lines. Pick an integer $m \leq s/2$.

Let τ now be the first time the dynamics produces m saturated parallel lines within distance $3rM$. We claim that $\mathbb{P}(\tau < \infty) \rightarrow 0$, for a judicious choice of m . Assume that $\tau < \infty$ and that the m lines produced at time τ are horizontal. At time τ , each occupied site on one of these lines either: is on a previously saturated vertical line; is a black site; or has at $r - m + 1$ black sites nearby on the vertical line through it.

Divide the m horizontal lines into k groups of a_1, \dots, a_k lines so that for two lines L_1 and L_2 in different groups no vertical line through an occupied site on L_1 is near a vertical line through an occupied site on L_2 . Here $a_1 + \dots + a_k = m$ and $1 \leq a_i \leq m$. We now proceed to finding an upper bound for the probability for a fixed m and a fixed division.

Once we fix the vertical location of the m lines, the first group, say, yields the probability bound a power of M times $np^{a_1(r-m+1)}$, as: every occupied site on these lines that does not lie on a vertical saturated line is either black or has $s - m_1 \geq a_1$ nearby black sites on its vertical line; and there are at most $m - 1$ saturated vertical lines that can help, by minimality of τ . This results in the bound a power of M times

$$n \cdot n^k p^{(a_1+a_2+\dots+a_k)(r-m+1)} = n^{1+k} p^{m(r-m+1)} \leq n^{1+m} p^{m(r-m+1)}.$$

We thus obtain this lower power The proof of the lower bound now reduces to the claim that the function

$$\frac{m(r-m+1)}{1+m} = r + 3 - \left(1 + m + \frac{r+2}{1+m}\right),$$

and a calculation shows that this expression achieves it maximum for $m \in [1, \lfloor s/2 \rfloor]$ at $m = \hat{m}$. \square

Lemma 8.4. *Assume \mathcal{Z} is given by the minimal counts $(0, r)$, $(s, 1)$, and $(r, 0)$, with $1 \leq s < r$. For $s \leq r/2$ we have pure critical power $\gamma_c = r/2$. For $s > r/2$, we have lower and upper powers $s - \frac{s}{r}$ and $s + 1 - \frac{2s+1}{r+1}$.*

Proof. We only need to provide the upper bounds as lower bounds follow from Lemmas 8.1 and 7.3. As usual, we consider the dynamics on B_n . Observe that a horizontal strip of width r , which contains a horizontal line with an interval of r black sites and $r - 1$ lines, all with an interval of s black sites, will occupy B_n by time $(r + 1)n$.

When $s \leq r/2$, and $n \gg p^{-r/2}$, such a strip exists with high probability, as $n(np^r) \gg 1$ and $np^s \gg 1$. When $s > r/2$ and $n \gg p^{-(s+1-(2s+1)/(r+1))}$, the same holds as

$$n(np^r)(np^s)^{r-1} = n^{r+1} p^{r+s(r-1)} \gg 1.$$

\square

Proof of Theorem 1.4. The four parts are established, in order, by the four lemmas in this section. \square

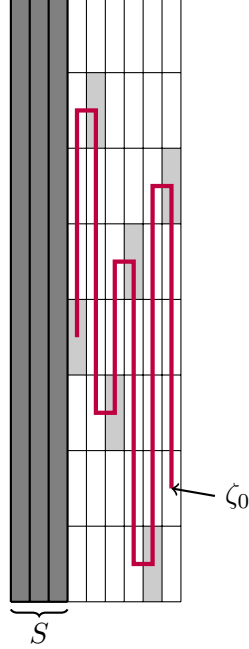


Figure 5: Transmission of occupation to the cell ζ_0 . The dark grey strip S has a vertical interval of r black sites in each of its s_1 (which is set to 3 for the purpose of this illustration) columns, which all get occupied. Light grey columns have thickness 1 and are cells that each include a vertical interval of s_2 black sites. All cells on the purple path get fully occupied, starting with the one next to S .

9 Infinite L-shaped Young diagrams

In this section, we consider the infinite Young diagrams with two minimal counts (s_1, s_2) and $(0, r)$, with $r \geq 2$, $1 \leq s_2 \leq r - 1$, and $s_1 \geq 1$. We let

$$\gamma = \frac{rs_1 + s_2}{1 + s_1},$$

so that our plan is to prove $\gamma_c = \gamma$. We will make use of the dynamics on the box B of dimensions $A \times Ap^{-s_2}$, for a suitably chosen A that increases as a power of p .

Lemma 9.1. *The upper bound $T \lesssim p^{-\gamma}$ holds. Hence $\gamma_c \leq \gamma$.*

Proof. Assume that $A \gg p^{-(r-s_2)s_1/(1+s_1)} = p^{-(\gamma-s_2)}$. Then we first observe that, with high probability, the event that G_1 that B contains s_1 neighboring vertical lines, each of which contains an interval of r black sites. Indeed, this follows because

$$A(Ap^{-s_2}p^r)^{s_1} \gg 1.$$

On G_1 , we get an occupied vertical strip of width s_1 in Ap^{-s_2} time steps.

Now divide B into vertical strips of height $h = Cp^{-s_2}$ (and width 1), which we call *cells*. We call such a cell *good* if it contains a (vertical) subinterval of length s_2 full of black sites. The probability

P_g that a fixed cell is good can be made arbitrarily close to 1 if C is chosen to be sufficiently large and then p small enough. Connect every good cell with the two horizontally adjacent cells (good or not) and connect any two vertically adjacent cells (again, good or not). Assume that G_1 happens, resulting in the occupied strip S by time T_1 . Then, any cell that is connected through a path of connected cells of length k to the left edge of B is completely occupied by time hk (see Figure 9).

Let G_2 be the event that the top and the bottom halves of every column both contain a good cell. As

$$\mathbb{P}(G_2^c) \leq A(1 - P_g)^{A/C} \leq A \exp(-P_g A/C) \rightarrow 0,$$

G_2 happens with high probability.

Fix a cell ζ_0 . If ζ_0 is below (resp. above) the middle line of B , find the closest good cell ζ_1 above (resp. below) ζ_0 in its column; for the purposes of this part of the argument, we allow cells outside B . Then find a good cell ζ_2 closest to ζ_1 in the column to the left of ζ_1 , with the same above-below convention, then a good cell ζ_3 closest to ζ_2 in the column to the left of ζ_2 , etc., until you reach a cell in a column that neighbors a column of B . This constructs a path of connected cells whose length is bounded by twice the sum of independent $\text{Geometric}(P_g)$ random variables with at most A terms. The probability that this sum exceeds $4A$ for any fixed cell ζ_0 is at most $\exp(-cA)$ for some constant $c > 0$. Let G_3 be the event that the length of the path is at most $4A$ for *every* cell ζ_0 . As the number of cells within B is bounded by A^2 ,

$$\mathbb{P}(G_3^c) \leq A^2 \exp(-cA).$$

If $G_1 \cap G_2 \cap G_3$ happens, then box B gets fully occupied by time a constant times Ap^{-s_2} . Finally, by FKG, $\mathbb{P}(G_1 \cap G_2 \cap G_3) \geq \mathbb{P}(G_1)\mathbb{P}(G_2)\mathbb{P}(G_3) \rightarrow 1$. \square

Assume for the rest of this section that $A \ll p^{-(\gamma-s_2)}$. Again, the term *nearby* will mean within distance $Cr\rho$ for a suitable large constant C . We start by two straightforward observations. First, with high probability, the event that

(E1) there are at most $s_1 - 1$ nearby vertical lines, that disjointly have r nearby black sites near each of them

happens, as now $A(Ap^{-s_2}p^r)^{s_1} \ll 1$. Also,

$$|B| = \frac{A^2}{p^{s_2}} \ll p^{-\frac{2rs_1 - s_1s_2 + s_2}{1+s_1}}$$

and so with high probability the event that

(E2) there exists no set of nearby black sites of size

$$\left\lfloor \frac{2rs_1 - s_1s_2 + s_2}{1 + s_1} \right\rfloor \leq 2r$$

also happens. From now on, we assume that the two events (E1) and (E2) happen.

Starting with the black sites, we perform the following two-stage occupation process, in which we call the sites that get occupied in the first step *red* and those that get occupied in the second step *blue*. Declare a vertical line L to be *saturated* if it contains r nearby sites, each of which is either black or is covered by a horizontal line which contains two nearby black sites that are also near L . We call such r sites on L *saturating* sites. In the first step we occupy, i.e., make red, all non-black points on all saturated vertical lines.

Lemma 9.2. *No two saturated sites, for two different nearby vertical lines, can be on the same horizontal line. Therefore, two different vertical lines cannot share black sites that make them saturated.*

Proof. Assume that L_1 and L_2 are two nearby saturated lines, and that $a \geq 1$ is the number of horizontal lines that contain saturation sites of both L_1 and L_2 , which together contain at least $2a$ nearby black sites. Further, the lines through the remaining $2(r - a)$ saturation sites ($r - a$ on each of L_1 and L_2) together contain at least $2(r - a)$ black sites. This results in at least $2a + 2(r - a) = 2r$ nearby black sites, violating (E2). (Here we used $a \geq 1$ only to force these black sites to be nearby.) \square

In the second stage, we use the dynamics with zero-set determined by the single minimal count (s_1, s_2) , which is a critical dynamics [BBMS1]. (Note that this is exactly the classic modified bootstrap percolation [Hol] when $\rho = 1$ and $s_1 = s_2 = 1$.) We start from the occupied set consisting of red and black sites. We use the slow version of this process, in which we occupy, that is, make blue, exactly one site, chosen arbitrarily, per time step, until we reach an inert configuration. Call a *cluster* a maximal connected set of black and blue sites, where we use the graph induced by our range ρ neighborhood \mathcal{N}_x for connectivity. The *hull* of a cluster is the smallest rectangle that contains it. Note that hulls of different clusters may intersect. We call a black site x *enhanced* if it has s_1 red or black sites (including itself) within a horizontal interval of length $2\rho + 1$ including x .

Lemma 9.3. *At any step of the second stage dynamics, every blue site has an enhanced black site in the row of its hull, and s_2 black sites within a vertical interval of $2\rho + 1$ sites in the column of its hull.*

Proof. We argue by induction: this property trivially holds initially, and then is maintained by addition of each blue point. Indeed, assume x gets painted blue at some step. To prove the claim about the row of x , note that x must have s_1 already colored horizontal neighbors, not all of which can be red by (E1) and Lemma 9.2. If at least one is blue, then the claim follows by induction; otherwise, one of them is black and thus is enhanced. To prove the claim about the column of x , note that x must have s_2 already colored vertical neighbors, but now none can be red. If at least one is blue, the claim follows by induction, and if all are black the claim follows immediately. \square

Lemma 9.4. *The second-stage dynamics never produces a hull with either dimension exceeding $b_0 = 2r\rho$.*

Proof. Assume that b is the largest dimension of a hull at time t , the first time the claim is violated. Such a hull contains at least $\lceil b/\rho \rceil$ black sites, by Lemma 9.3. Therefore, the claim holds initially, before any blue sites are created. Assume now that $t > 0$ and let x be the site that becomes blue at time t . As x is connected to at most 4 clusters at step $t - 1$,

$$2r\rho \leq b \leq 4 \cdot 2r\rho + 2\rho + 1 \leq 11r\rho.$$

It follows that we have at least $2r$ black sites in a $11r\rho \times 11r\rho$ box, contrary to (E2). \square

It follows from the above two lemmas that, for every blue site x , there are s_2 black sites in the vertical line through x within an interval of size $2\rho r$ containing x . Also, there are at least s_1 red or black sites, at least one of which is black, on the horizontal line through x within an interval of the same size. This will enable us to prove the key property of the colored configuration.

Lemma 9.5. *The configuration consisting of black, red, and blue sites on B is, with high probability, inert.*

Proof. Assume that, after the second stage, the configuration of the colored sites is not inert. Then there is a non-red vertical line that contains r black or blue sites within a vertical interval of size $2\rho + 1$. Of these, at least one is blue (or the line would become red in the first stage) and therefore, by Lemma 9.3, there are at least s_2 black sites within an interval of size 5ρ . So within such an interval, we can find some $i \in [1, r - s_2]$ blue sites and $r - i$ black sites. Assume also that there are $j \in [0, s_1 - 1]$ red lines near this line. Each of the i blue sites has to have $s_1 - j$ black sites on the horizontal line through it, nearby but not on the red lines; call these black sites, together with the $r - i$ black sites, *assisting*. Observe that we cannot have $j \leq s_1 - 2$, as then again the line would be saturated at stage 1. Therefore, $j = s_1 - 1$.

Now we claim that none of the assisting black sites can be on the same horizontal line as a saturating site of one of the j red lines. (Recall that different nearby red lines do not have saturation sites on the same horizontal line by Lemma 9.2.) Indeed, if this were true, we would again have $a \geq 1$ horizontal lines that each cover an assisting and a saturating site. Each of these contains 2 black sites, and additionally we have at least $2(r - a)$ black sites on the horizontal lines through saturation sites and through assisting sites, and they are all nearby. This would again produce $2r$ nearby black sites, demonstrating that the black sites involved in saturating the lines and assisting sites are disjoint.

It follows that we have $s_1 - 1$ nearby red lines that get saturated disjointly and, also disjointly, a nearby set of r nearby black sites. The probability for this is at most a constant times

$$A(Ap^{-s_2}p^r)^{s_1-1}Ap^{-s_2}p^r \ll 1.$$

Consequently, the probability that the configuration of colored sites is not inert converges to 0. \square

We have so far dealt with the dynamics on B , and obtained an inert configuration, which has low density, as we will observe in the proof of Lemma 9.8. However, this is not sufficient in this instance. The reason is that the box B only has width A , and the simple “speed of light” argument of Lemma 2.3 only gives a lower bound on the order of A , which is far smaller than the claimed size of T . We need to provide a different argument, a probabilistic one, that demonstrates that the influence from outside B likely spreads horizontally with speed on the order p^{-s_2} .

To achieve this, we assume we have $A \times (A/p^{s_2})$ box B with origin in its center, and enlarge the initial configuration by replacing it with the occupied set of black, red, and blue sites produced by the two-stage procedure above. For this part, we will only need that every blue site has s_2 black sites within some distance $R = R(\rho)$. We make all sites outside of the box occupied and call them *green*. Now run the original dynamics with the zero-set \mathcal{Z} on the resulting configuration and also call all newly occupied sites green. We claim that there exist an $\epsilon > 0$ so that the origin turns green by time ϵ/p^{s_2} with probability approaching 0. We call a sequence x_0, x_1, \dots, x_n a *neighborhood path* if $x_i \in \mathcal{N}_{x_{i-1}}$ for $i = 1, \dots, n$.

Lemma 9.6. *Assume that some site x in B turns green at time $t \geq 1$. Then there exist a neighborhood path $x_0, x_1, \dots, x_n = x$ of length t , so that x_0 is outside B and for every horizontal step from x_i to x_{i+1} there is s_2 black sites within distance $2R$ of x_{i+1} .*

Proof. We argue by induction. Due to inertness of other colors, x must have a green neighbor at time $t - 1$. If that neighbor is vertical, the induction step is trivial. Otherwise, x must have a

horizontal green neighbor, and also s_2 non-red vertical neighbors (because x itself is not red). If all of these vertical neighbors are black, the induction step is completed. If one of them is blue, it has s_2 black sites within distance R , which again completes the induction step. \square

The problem with the path in the previous lemma is that the same black sites may be used at many steps, so we need to construct a path that does not do that. For that, we abandon the “neighborhood” assumption. We say that a path $y_0, \dots, y_n = x$ makes a *lateral move* from y_i to y_{i+1} if $\|y_i - y_{i+1}\| \leq 5R$. Thus, a lateral move is allowed to be in any direction within the restricted distance.

Lemma 9.7. *Let x be as in Lemma 9.6. Then there exists a path $y_0, \dots, y_n = x$ of length $n \leq \rho t$ with following properties:*

- *it is self-avoiding;*
- *it makes vertical neighborhood moves of unit distance; and*
- *if there is a lateral move from y_i to y_{i+1} , there are s_2 black sites within distance $2R$ of y_{i+1} ; and*
- *all black sites at different lateral moves are distinct.*

Proof. Take the path x_0, \dots, x_n from the previous lemma let the associated set of black sites be Z . For every $z \in Z$, let X_z be the set of sites x_i such that there is a horizontal step to x_i which has z as one of the requisite neighboring black sites. All elements of X_z are within distance $4R$ of each other. The y -path is constructed as follows. For every X_z , let x_ℓ be the the first site on the path in X_z and x_m the last. Now eliminate the path from the first x_ℓ up to, but not including, x_m . The path has steps bounded by $5R$: step from $x_{\ell-1}$ to x_ℓ is bounded by ρ and the distance from x_ℓ to x_m is bounded by $4R$. Moreover, any vertical segment of the path can be replaced by a sequence of unit moves, all in the same direction, which lengthens the path by at most a factor ρ . \square

We now have everything in place for the last step in the proof of Theorem 1.5.

Lemma 9.8. *The lower bound $T \gtrsim p^{-\gamma}$ holds. Hence $\gamma_c \geq \gamma$.*

Proof. The probability that there exists a path from Lemma 9.7 of length s that makes j lateral moves is at most

$$\binom{s}{j} C^j p^{s_2 j} \leq \left(\frac{C e s p^{s_2}}{j} \right)^j,$$

where $C = C(\rho)$ is a constant, the number of choices for a move at a lateral step (and those are the only steps at which we have a choice) times the number of possible positions of a black site at a lateral step.

Let D be a large constant, $D > 2C e \rho$. Assume $s \leq \rho t$. The probability that there exists a path from Lemma 9.7 of length s that makes at least $D t p^{s_2}$ lateral moves then is at most

$$\sum_{j \geq D t p^{s_2}} \left(\frac{C e s p^{s_2}}{j} \right)^j \leq \sum_{j \geq D t p^{s_2}} \left(\frac{C e \rho}{D} \right)^j \leq 2(0.5)^{D t p^{s_2}}.$$

Now the probability that there exists a path of length at most ρt that makes at least Dtp^{s^2} lateral moves is at most

$$2\rho t(0.5)^{Dtp^{s^2}}.$$

Now let $t = \epsilon a/p$, where $\epsilon = 1/(20DR)$. A path from Lemma 9.7, with x the origin, would have to make at least $A/(10R) = 2Dtp^{s^2}$ lateral moves. Note that it is impossible to connect to initially green sites through the top or the bottom of the box, due to the speed of light. Therefore, the probability that such a path exists is at most

$$2\rho t(0.5)^{A/(20R)} \rightarrow 0.$$

It follows that the origin is not green by time t with high probability.

Finally, we verify that the origin is also unlikely to be any other color. First we recall that the probability that the origin is black is p . Next, the probability that it is red is $\mathcal{O}(Ap^{r-s^2})$ by definition of a red line. Finally, the probability that it is blue is $o(1)$ by Lemma 9.4. \square

Proof of Theorem 1.5. The conclusion follows from Lemmas 9.1 and 9.8. \square

10 Open Problems

1. Does the critical power γ_c exist for all zero-sets \mathcal{Z} ?
2. For the symmetric line growth of Theorem 1.2 with $r = s \geq 3$, is there a matching lower bound to the upper bound in Lemma 5.1, i.e., is it true that $t \ll p^{-(r-1)} \log \frac{1}{p}$ implies that $\mathbb{P}(T \leq t) \rightarrow 0$?
3. For the line growth of Theorem 1.2 with $1 < s < r$, is the critical power pure?
4. For the L-shaped zero-set of part 3 of Theorem 1.4, is $\gamma_c = r - \mathcal{O}(1)$ if $s = \Theta(r)$, for large r ?
5. What is the critical power for the zero-set which is the union of the bootstrap percolation zero-set with threshold r , and an infinite strip of width $s < r$? Thus, in this rule, the condition for occupation is that the total number of occupied neighbors is at least r , and the number of vertical occupied neighbors is at least s .
6. As in [GSS], consider the dynamics with zero-set \mathcal{Z} on a $M \times N$ box B , where $\log M / \log p \rightarrow \alpha$ and $\log N / \log p \rightarrow \beta$. Call $I = I(\alpha, \beta, \mathcal{Z})$ the *large deviation rate* if $\log \mathbb{P}(\xi_\infty = B) / \log p \rightarrow I$. When can the large deviation rate be shown to exist and when can it be computed?

Acknowledgments

JG was partially supported by the Slovenian Research Agency research program P1-0285 and Simons Foundation Award #709425. DS was partially supported by the NSF TRIPODS grant CCF-1740761. LW was supported by the Ohio 5-OSU Summer Undergraduate Research Experience (SURE) program.

References

- [AL] M. Aizenman, J. L. Lebowitz, *Metastability effects in bootstrap percolation*, Journal of Physics A: Mathematical and General 21 (1988), 3801–3813.
- [BBDM] J. Balogh, B. Bollobás, H. Duminil-Copin, R. Morris, *The sharp threshold for bootstrap percolation in all dimensions*, Transactions of the American Mathematical Society 364 (2012), 2667–2701.
- [BBLN] P. N. Balister, B. Bollobás, J. D. Lee, B. P. Narayanan, *Line percolation*, Random Structures & Algorithms 52 (2018), 597–616.
- [BBMS1] P. N. Balister, B. Bollobás, R. Morris, P. Smith, *Universality for monotone cellular automata*, arXiv:2203.13806.
- [BBMS2] P. N. Balister, B. Bollobás, R. Morris, P. Smith, *The critical length for growing a droplet*, arXiv:2203.13808.
- [BDMS] B. Bollobás, H. Duminil-Copin, R. Morris, P. Smith. *Universality of two-dimensional critical cellular automata*, *Proceedings of London Mathematical Society*. To appear.
- [Bla1] D. Blanquicett, *Anisotropic bootstrap percolation in three dimensions*, Annals of Probability 48 (2020), 2591–2614.
- [Bla2] D. Blanquicett, *Three-dimensional 2-critical bootstrap percolation: The stable sets approach*, arXiv:2201.11365.
- [Bla3] D. Blanquicett, *The d -dimensional bootstrap percolation models with threshold at least double exponential*, arXiv:2201.09029.
- [BSU] B. Bollobás, P. Smith, A. Uzzell. *Monotone cellular automata in a random environment*, Combinatorics, Probability and Computing 24 (2015), 687–722.
- [Che] J. Chen et al., *Building two-dimensional materials one row at a time: Avoiding the nucleation barrier*, Science 362 (2018), 1135–1139.
- [CLR] J. Chalupa, P. L. Leath, G. R. Reich, *Bootstrap percolation on a Bethe lattice*, Journal of Physics C 12 (1979), L31–L35.
- [GG] J. Gravner, D. Griffeath, *First passage times for the threshold growth dynamics on \mathbb{Z}^2* , Annals of Probability 24 (1996), 1752–1778.
- [GHPS] J. Gravner, C. Hoffman, J. Pfeiffer, D. Sivakoff, *Bootstrap percolation on the Hamming torus*, Annals of Applied Probability 25 (2015), 287–323.
- [GSS] J. Gravner, D. Sivakoff, E. Slivken, *Neighborhood growth dynamics on the Hamming plane*, Electronic Journal of Combinatorics 24 (2017), Paper #P4.29, 1–55.
- [GS1] J. Gravner, D. Sivakoff, *Bootstrap percolation on products of cycles and complete graphs*, Electronic Journal of Probability 22 (2017), paper no. 29, 1–20.

- [GS2] J. Gravner, D. Sivakoff, *Bootstrap percolation on the product of the two-dimensional lattice with a Hamming square*, *Annals of Applied Probability* 30 (2020), 145–174.
- [HLR] A. E. Holroyd, T. M. Liggett, D. Romik, *Integrals, partitions, and cellular automata*, *Transactions of the American Mathematical Society* 356 (2004), 3349–3368.
- [HMe] I. Hartarsky, T. R. Mezei, *Complexity of 2D bootstrap percolation difficulty: Algorithm and NP-hardness*, *SIAM Journal of Discrete Mathematics* 34 (2020), 1444–1459.
- [HMo] I. Hartarsky, R. Morris, *The second term for two-neighbour bootstrap percolation in two dimensions*, *Transactions of the American Mathematical Society* 372 (2019), 6465–6505.
- [Hol] A. E. Holroyd, *Sharp metastability threshold for two-dimensional bootstrap percolation*, *Probability Theory and Related Fields* 125 (2003), 195–224.
- [JD] S. Jungblut, C. Dellago, *Pathways to self-organization: crystallization via nucleation and growth*, *The European Physical Journal E* 77 (2016).
- [Mar] H. J. Maris, *Introduction to the physics of nucleation*, *C. R. Physique* 7 (2006) 946–958.
- [Mor] R. Morris, *Bootstrap percolation, and other automata*, *European Journal of Combinatorics* 66 (2017), 250–263, 2017.
- [Sli] E. Slivken, *Bootstrap percolation on the Hamming torus with threshold 2*, arXiv:1407.2317.
- [vE] A. C. D. van Enter. *Proof of Straley’s argument for bootstrap percolation*, *Journal of Statistical Physics*, 48 (1987), 943–945.