

Online size Ramsey number for C_4 and P_6

Mateusz Litka

Adam Mickiewicz University in Poznań

May 9, 2023

Abstract

In this paper we consider a game played on the edge set of the infinite clique $K_{\mathbb{N}}$ by two players, *Builder* and *Painter*. In each round of the game, Builder *chooses* an edge and Painter *colors* it red or blue. Builder wins when Painter creates a red copy of G or a blue copy of H , for some fixed graphs G and H . Builder wants to win in as few rounds as possible, and Painter wants to delay Builder for as many rounds as possible.

The *online size Ramsey number* $\tilde{r}(G, H)$, is the minimum number of rounds within which Builder can win, assuming both players play optimally.

So far it has been proven by Dybizbański, Dzido and Zakrzewska that $11 \leq \tilde{r}(C_4, P_6) \leq 13$ [3]. In this paper, we refine this result and show the exact value, namely we will present the Theorem that $\tilde{r}(C_4, P_6) = 11$, with the details of the proof.

Keywords: graph theory, Ramsey theory, combinatorial games, online size Ramsey number

1 Introduction

In this paper, we consider the following generalization of Ramsey numbers, which was introduced by Beck [1]. Consider a game played on the edge set of the infinite clique $K_{\mathbb{N}}$ by two players, *Builder* and *Painter*. In each round of the game, Builder *chooses* an edge and Painter *colors* it red or blue. Builder wins when Painter creates a red copy of G or a blue copy of H , for some fixed graphs G and H . Builder wants to win in as few rounds as possible, and Painter wants to delay Builder for as many rounds as possible.

By red-blue *edge coloring* of a graph G we mean a function defined on the set of edges $E(G)$ that assigns one of the colors - red or blue - to each of the edges. We say that a graph G is *colored* if each of its edges is either blue or red. A graph is *red* if all its edges are red. A graph is *blue* if all its edges are blue. Such graphs are called *monochromatic* (1-colored).

We say that Builder *forces* a red edge if, after Builder selects that edge, then Painter coloring it blue will create a blue copy of H . Similarly, we say Builder *forces* a blue edge if, after Builder selects that edge, then Painter coloring it red will create a red copy of G .

We say that Builder *forces* a red copy of G or a blue copy of H in a given number of rounds t if it has a strategy that ensures that after at most t rounds the edge selected by Builder forces both red and blue edge at the same time. Then Painter coloring it blue will create a blue H , and

coloring it red will create a red G . This prevents Painter from making another non-losing move.

The *online size Ramsey number* of two graphs G and H , denoted by $\tilde{r}(G, H)$, is the minimum number of rounds in which Builder forces a red copy of G or a blue copy of H , assuming both Builder and Painter are playing optimally.

We will call this game $\tilde{R}(G, H)$ -*game*. First note that $\tilde{r}(G, H) = \tilde{r}(H, G)$. One can also consider a symmetric version of the numbers defined above. If $H = G$, then instead of $\tilde{r}(G, G)$ we write $\tilde{r}(G)$.

2 Main result

As mentioned above, online size Ramsey number was introduced by Beck [1]. The exact values of $\tilde{r}(G, H)$ are known for several graphs G and H . In [5], Kurek and Ruciński considered the case where G and H are cliques, but except for the trivial $\tilde{r}(K_2, K_k) = \binom{k}{2}$, they were able to determine only one more value, namely $\tilde{r}(K_3, K_3) = 8$. So far, only one more value is known, namely $\tilde{r}(K_3, K_4) = 17$, which was obtained by Prałat [7] with computer support. Grytczuk, Kierstead and Prałat [4] gave exact values for several short paths and showed that $\tilde{r}(P_6) = 10$. Prałat also showed that $\tilde{r}(P_7) = 12$, $\tilde{r}(P_8) = 15$ [6] and $\tilde{r}(P_9) = 17$ [8].

We now turn to the subject of this paper, i.e. to the online size Ramsey numbers of the form $\tilde{r}(C_4, P_k)$. Values $\tilde{r}(C_4, P_3) = 6$ and $\tilde{r}(C_4, P_4) = 8$ were obtained by Cyman, Dzido, Lapinskas and Lo [2]. Then in [3] Dybizbański, Dzido and Zakrzewska proved that $\tilde{r}(C_4, P_5) = 9$. Also in [3] were obtained bounds for longer paths.

Proposition 1. ([3]) *For $k \geq 6$ we have*

$$3k - 5 \geq \tilde{r}(C_4, P_k) \geq \begin{cases} 2k - 1 & \text{if } k = 6, 7; \\ 2k - 2 & \text{if } k \geq 8. \end{cases}$$

Thus, from the results obtained so far, it follows that $13 \geq \tilde{r}(C_4, P_6) \geq 11$. In this paper, we prove the following Theorem.

Theorem 2. $\tilde{r}(C_4, P_6) = 11$.

3 Proof of Theorem 2

By Proposition 1 $11 \leq \tilde{r}(C_4, P_6) \leq 13$. Therefore, it suffices to prove that Builder can win the $\tilde{R}(C_4, P_6)$ -game in 11 rounds. We will present a strategy for Builder that forces Painter to create a red copy of C_4 or a blue copy of P_6 in at most 11 rounds. The upper bound ($\tilde{r}(C_4, P_6) \leq 11$) is obtained by analyzing individual cases, presented in the table in Figure 1 (first five rounds) and in the graphs below (last six rounds).

No.	1	2	3	4	5	type	case
1	Blue	Blue	Blue	Blue	Blue	B	0
2	Blue	Blue	Blue	Red	Blue	B	1
3	Blue	Blue	Blue	Red	Red	B	2
4	Blue	Blue	Blue	Red	Red	B	4
5	Blue	Red	Blue	Blue	Blue	B	3
6	Blue	Red	Blue	Red	Blue	B	6
7	Blue	Red	Red	Blue	Blue	B	8'
8	Blue	Red	Red	Red	Red	R	4'
9	Blue	Red	Blue	Blue	Blue	B	2'
10	Blue	Red	Blue	Red	Red	B	7
11	Blue	Red	Blue	Red	Blue	B	9
12	Blue	Red	Blue	Red	Red	R	6'
13	Blue	Red	Red	Blue	Blue	B	8
14	Blue	Red	Red	Blue	Red	R	7'
15	Blue	Red	Red	Red	Blue	R	5
16	Blue	Red	Red	Red	Red	R	1'
17	Red	Blue	Blue	Blue	Blue	B	1'
18	Red	Blue	Blue	Red	Blue	B	5
19	Red	Blue	Blue	Red	Blue	B	7'
20	Red	Blue	Blue	Red	Red	R	8
21	Red	Blue	Red	Blue	Blue	B	6'
22	Red	Blue	Red	Blue	Red	R	9
23	Red	Blue	Red	Red	Blue	R	7
24	Red	Blue	Red	Red	Red	R	2'
25	Red	Blue	Blue	Blue	Blue	B	4'
26	Red	Blue	Blue	Red	Red	R	8'
27	Red	Blue	Blue	Red	Blue	R	6
28	Red	Blue	Red	Red	Red	R	3
29	Red	Blue	Red	Blue	Blue	R	4
30	Red	Blue	Red	Blue	Red	R	2
31	Red	Red	Red	Blue	Red	R	1
32	Red	Red	Red	Red	Red	R	0

Figure 1: First five rounds.

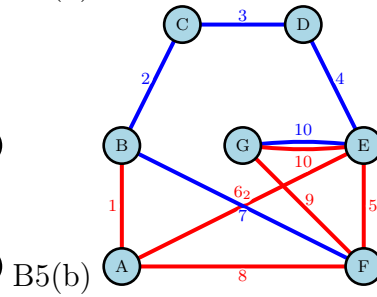
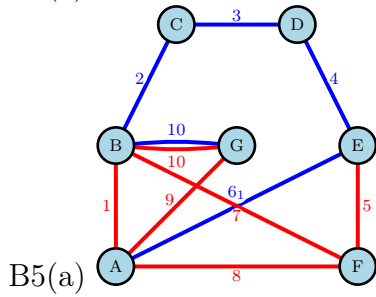
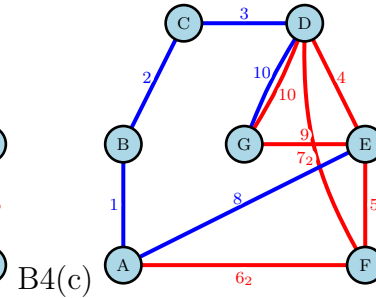
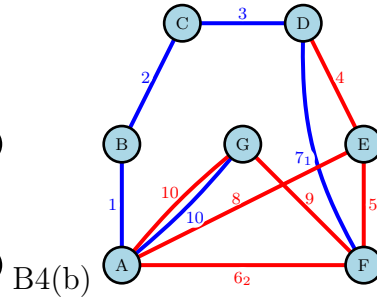
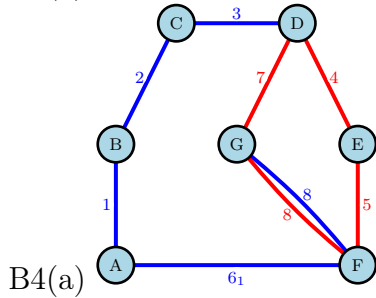
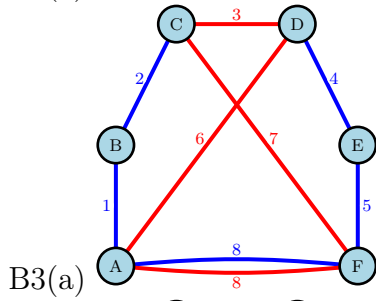
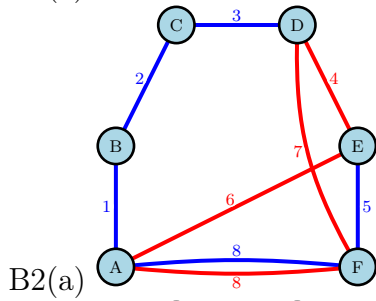
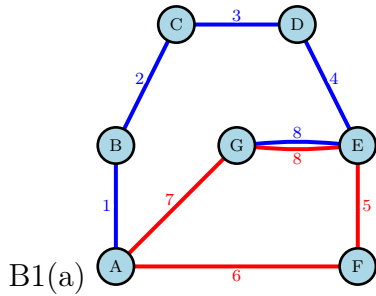
First five rounds

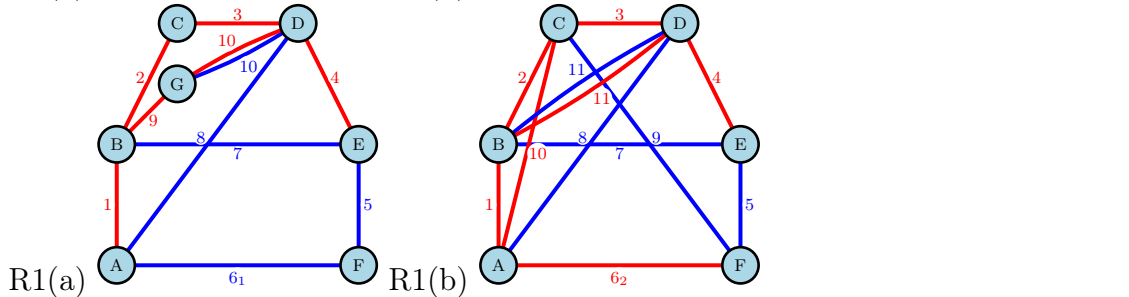
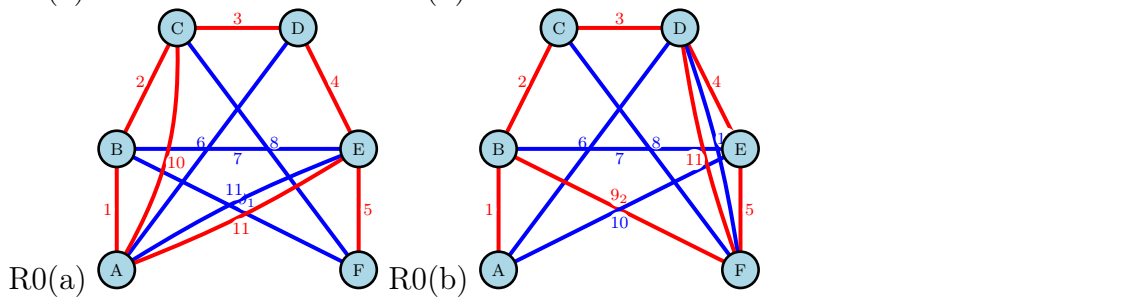
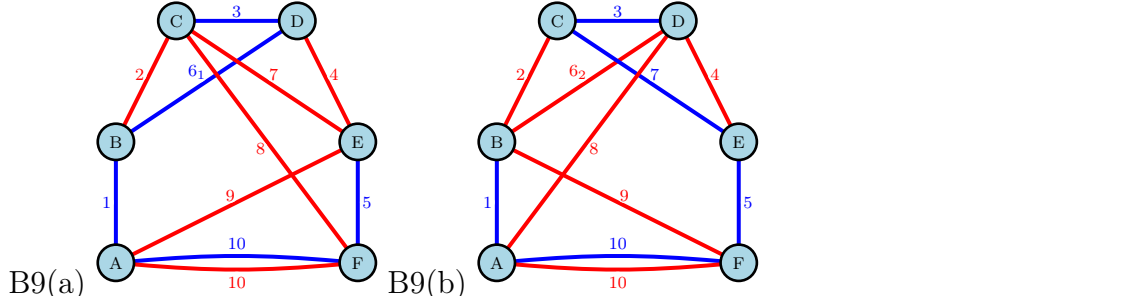
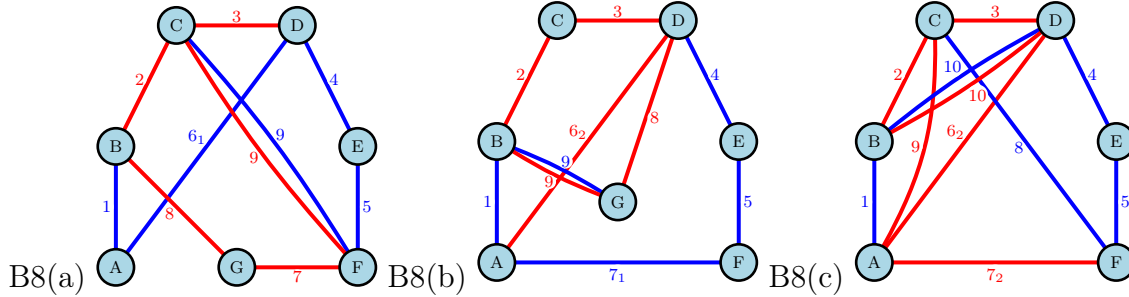
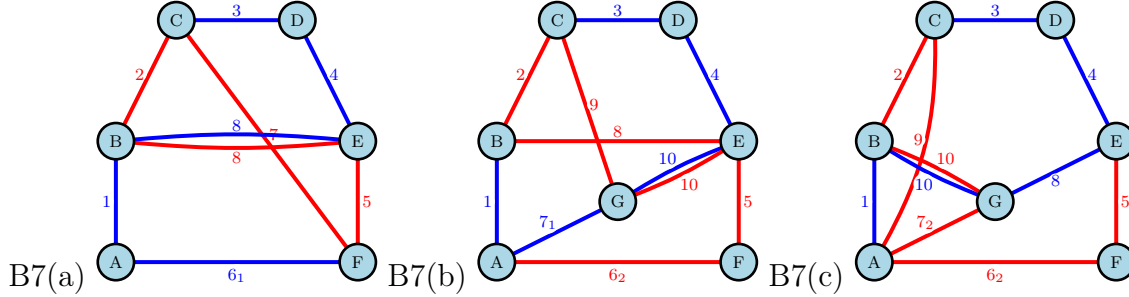
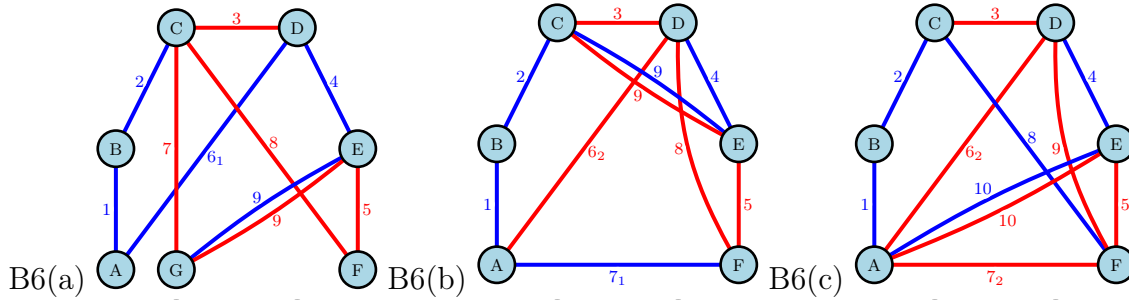
In the first five rounds, Builder constructs the path P_6 . After selecting five edges of the path P_6 in sequence, $2^5 = 32$ of color patterns are possible. They are presented and numbered in the table in Figure 1. Since we only have two colors (blue and red) and P_6 has an odd number of edges (5) to color, thus we will always get one of two types: B (from blue) or R (from red), where we have more edges colored blue or red, respectively.

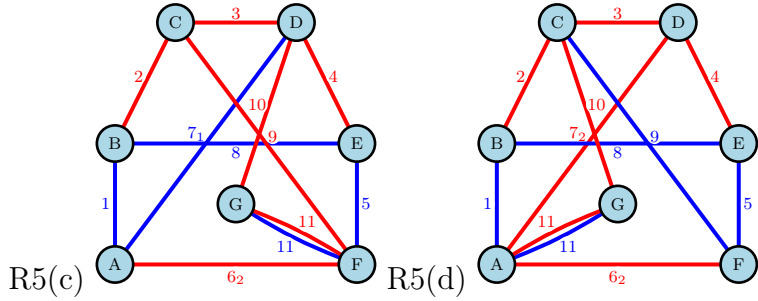
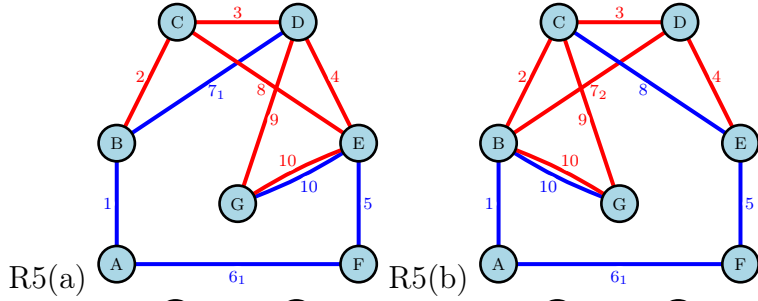
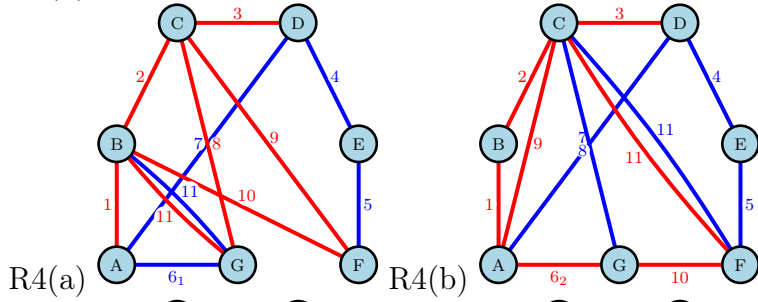
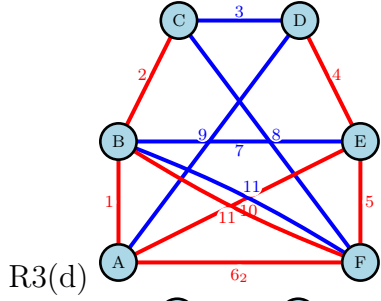
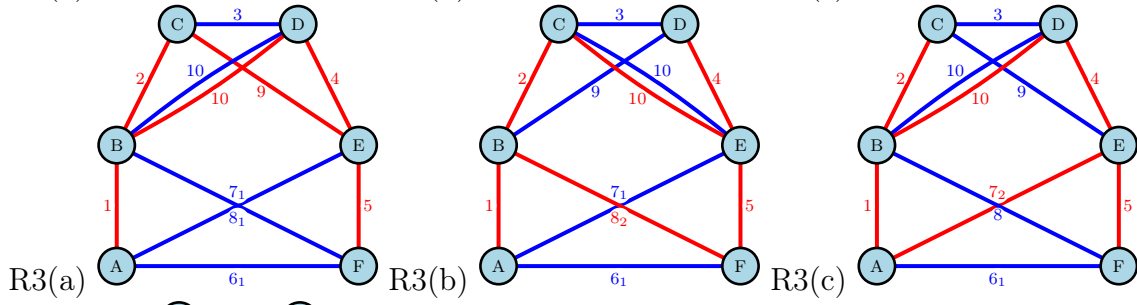
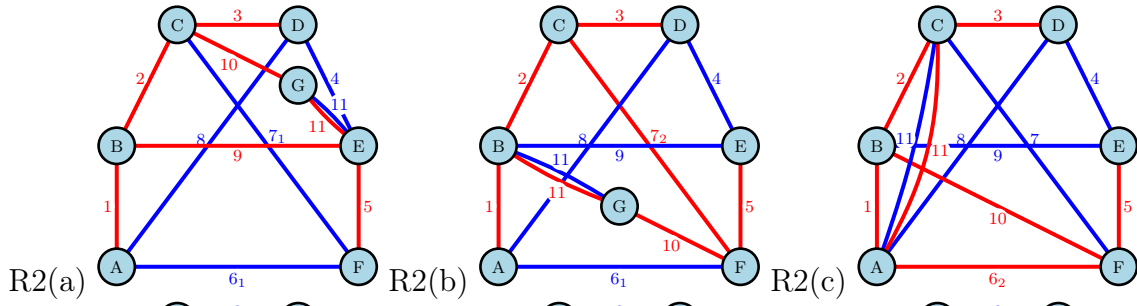
Basically, one of the 19 possible color patterns appears (up to the symmetry), as indicated in the table by the appropriate case number (numbers from 0 to 9). Cases that are symmetrical to those already considered are marked by adding the symbol ' (apostrophe). Note that we have discarded the $B0$ case, because in this case Builder would win after the first 5 rounds.

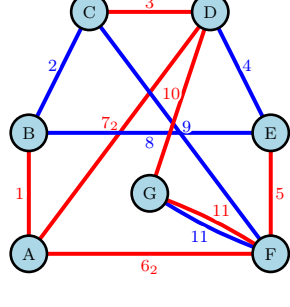
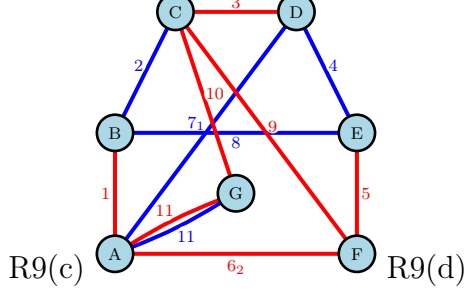
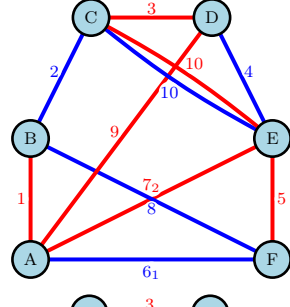
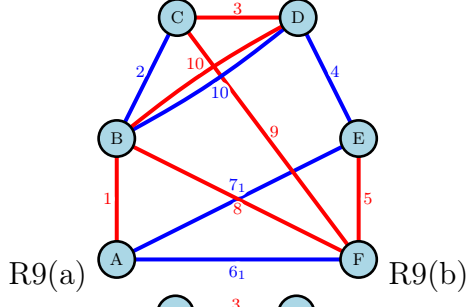
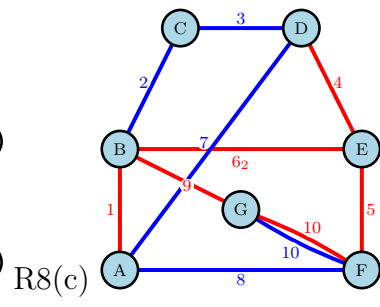
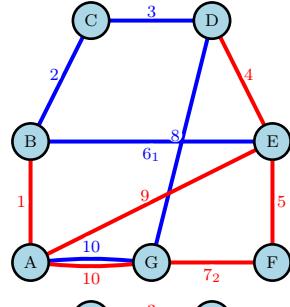
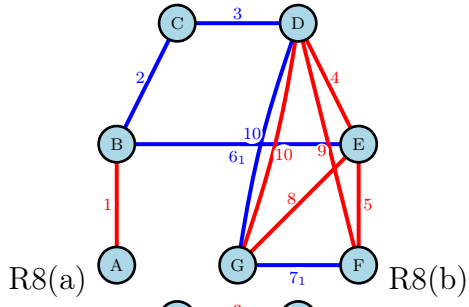
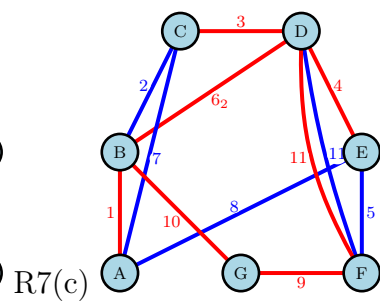
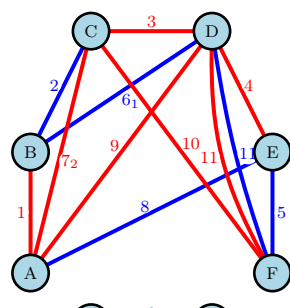
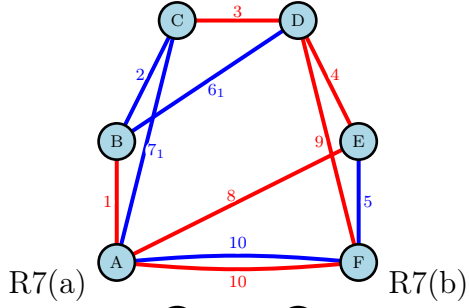
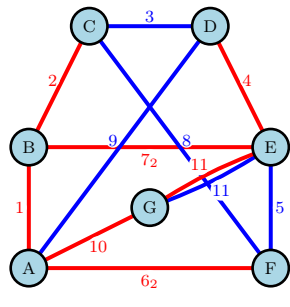
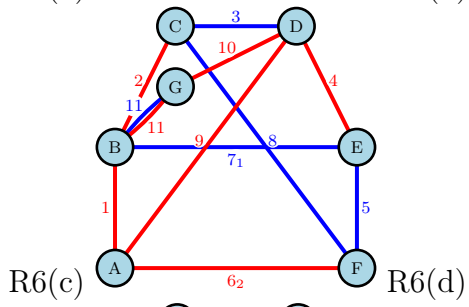
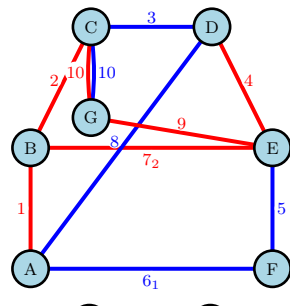
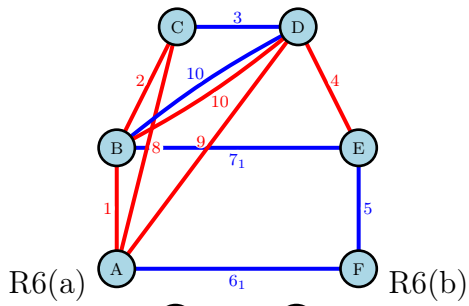
Last six rounds

The rest of the result is obtained by analyzing the individual subcases of the last six rounds, which are shown in the graphs below.









The edges marked with the numbers 1 to 5 correspond to five consecutive edges of the path P_6 from the appropriate row in the table in Figure 1. Their colors were imposed by considering all possible cases of coloring these first five edges. At this stage, we have six vertices of the path P_6 marked with successive (uppercase) letters of the alphabet (A, B, C, D, E, F).

The edges marked with numbers from 6 to 11 correspond to the next edges selected by Builder. Their colors have been forced by the fact that Painter wants to delay Builder for as many rounds as possible. So red color of the edge means that if Painter had colored this edge blue, he would have created blue P_6 . Similarly, blue color of the edge means that if Painter had colored this edge red, he would have created red C_4 . If a given subcase required it, we added a seventh vertex (marked by G).

A number with a subscript (N_1 and N_2) means that Painter had a choice on the color of that edge in this round, which led to branching into subcases. We will consider a maximum of four subcases, which we denote by successive (lowercase) letters of the alphabet (a, b, c, d). Whereas (for the sake of order), we always assume that the N_1 edge is blue and the N_2 edge is red. We have a total of 50 subcases to consider.

Builder forces a blue path P_6 or a red cycle C_4 over the next six rounds, as shown in the graphs above. The last edge is drawn in two colors. Note that after Builder selects this edge, Painter, by coloring it blue, will create a blue P_6 , and by coloring it red, he will create a red C_4 . This prevents Painter from making another non-losing move.

It would be too long and impractical to discuss each subcase in detail. Therefore, we will now make some general remarks and comments about the above proof.

First, let us note that some subcases are symmetrical. This is frequent because, given two consecutively selected edges, Painter has a choice as to the color of the first of these edges, but this choice forces the second of these edges to be colored with the second color. So, regardless of the color choice of the first edge, after 2 rounds we have the same situation. Examples of symmetry are: $B5(a - b)$; $B9(a - b)$; $R3(b - c)$; $R5(a - b)$; $R5(c - d)$; $R9(a - b)$; $R9(c - d)$. In these situations, we use the same strategy for Builder in both subcases.

Next, let us note that some subcases can be reduced to others. This is often due to the fact that the sixth edge is the edge between vertices A and F , so the first 6 edges form the cycle C_6 . So if in a given cycle the arrangement of colors is the same (with the accuracy of a rotation) as in another subcase, then the considered subcase is reduced to it. Examples of transitions to the subcase already considered are: $R3(d)$ to $R2(c)$ to $R1(b)$; $R6(c)$ to $R2(a)$; $R6(d)$ to $R2(b)$; $R8(c)$ to $R6(b)$. In these situations, we use the same strategy for Builder in both subcases.

One can also consider whether we have applied the optimal strategy in each of the cases considered. Note, however, that we don't really need optimal strategies. Since we know by Proposition 1 that $11 \leq \tilde{r}(C_4, P_6)$, we only need to point out strategies for Builder to win in 11 rounds. Another thing to consider is that we always start with P_6 . However, as above, it suffices to show that Builder can win in 11 rounds.

Finally, we can describe one case in detail. Let's choose the case $R3$, because since it is the only case where there are three edges where Painter had a choice, it may seem the most complicated. In addition, we can discuss the above comments on this example. We will therefore analyze each of the four subcases in detail.

- $R3(a)$ The edges marked with the numbers 1 to 5 correspond to five consecutive edges of the path P_6 from the appropriate row 28 in the table in Figure 1. Their colors were imposed

by considering all possible cases of coloring these first five edges. In our case, we have a color scheme: red, red, blue, red, red. The sixth edge chosen by Builder is the edge between vertices A and F . In short we will write: edge (A, F) . In this case, we have a number with a subscript (6_1 and 6_2), which means that Painter had a choice about the color of the edge in this round, which led to branching into subcases. By convention, we assume that 6_1 is blue and 6_2 is red. A similar situation occurs for the seventh edge (A, E) and the eighth edge (B, F) . In our subcase $R3(a)$ all of these three edges are colored blue. Now note that the ninth edge (C, E) must be red, otherwise Painter would create the blue $P_6 : (B, F, A, E, C, D)$. The last, tenth edge (B, D) is drawn in two colors. Note that after Builder selects this edge, Painter, by coloring it blue, will create blue $P_6 : (C, D, B, F, A, E)$, and by coloring it red, he will create red $C_4 : (B, C, E, D)$. This makes it impossible to make another non-losing move.

- $R3(b)$ In this subcase, the sixth and seventh edges are colored blue (as in $R3(a)$), but the eighth edges are colored red. Now notice that the ninth edge (B, D) must be blue, otherwise Painter would create red $C_4 : (B, D, E, F)$. The last, tenth edge (C, E) is drawn in two colors. Note that after Builder selects this edge, Painter, by coloring it blue, will create blue $P_6 : (B, D, C, E, A, F)$, and by coloring it red, he will create red $C_4 : (B, C, E, F)$. This makes it impossible to make another non-losing move.
- $R3(c)$ In this subcase, the sixth edge is colored blue (as in $R3(b)$), but the seventh edge is colored red. Note that the eighth edge (B, F) must be blue, otherwise Painter would create red $C_4 : (A, B, F, E)$. Now note that this subcase can be solved by symmetry with the subcase $R3(b)$. Considering the two consecutively selected edges (seventh and eighth), we see that after 2 rounds we actually have the same situation. So we use the same strategy for Builder as in the $R3(b)$ subcase.
- $R3(d)$ Note that this subcase differs significantly from the others because the sixth edge (A, F) is colored red, not blue as in the previous three subcases. Note, however, that this subcase can be reduced to $R1(b)$ and $R2(c)$. This is because the sixth edge is the edge between the vertices A and F , so the first 6 edges form the cycle C_6 . So it suffices to note that in our cycle the arrangement of colors is the same as in the two previous subcases. So the subcase under consideration boils down to them. In these situations, we use the same strategy for Builder as in those subcases. However, since we are not discussing all the subcases one by one, we need to discuss this subcase now. So note that the seventh edge (B, E) must be blue, otherwise Painter would create red $C_4 : (A, B, E, F)$. Likewise, the eighth edge (C, F) must be blue, otherwise Painter would create red $C_4 : (A, B, C, F)$. Similarly, the ninth edge (A, D) must be blue, otherwise Painter would create red $C_4 : (A, D, E, F)$. Finally, note that the tenth edge (A, E) must be red, otherwise Painter would create the blue $P_6 : (B, E, A, D, C, F)$. The last, eleventh edge (B, F) is drawn in two colors. Note that after Builder selects this edge, Painter, by coloring it blue, will create blue $P_6 : (A, D, C, F, B, E)$, and by coloring it red, he will create red $C_4 : (A, B, F, E)$. This makes it impossible to make another non-losing move.

References

- [1] J. Beck, *Achievement games and the probabilistic method*, Combinatorics, Paul Erdős is Eighty, 1 (1993), 51–78.
- [2] J. Cyman, T. Dzido, J. Lapinskas, A. Lo, *On-line Ramsey numbers for paths and cycles*, The Electronic Journal of Combinatorics, 22 (2015) no. P1.15.
- [3] J. Dybizbański, T. Dzido, R. Zakrzewska, *On-line Ramsey numbers for paths and short cycles*, Discrete Applied Mathematics, 282 (2020), 265–270.
- [4] J. Grytczuk, H. Kierstead, P. Prałat, *On-line Ramsey numbers for paths and stars*, Discrete Mathematics and Theoretical Computer Science, 10(3) (2008), 63–74.
- [5] A. Kurek, A. Ruciński, *Two variants of the size Ramsey number*, Discussiones Mathematicae Graph Theory, 25(1-2) (2005), 141–149.
- [6] P. Prałat, *A note on small on-line Ramsey numbers for paths and their generalization*, Australasian Journal of Combinatorics, 40 (2008), 27–36.
- [7] P. Prałat, $\tilde{r}(K_3, K_4) = 17$, The Electronic Journal of Combinatorics, 15 (2008) no. R67.
- [8] P. Prałat, *A note on off-diagonal small on-line Ramsey numbers for paths*, Ars Combinatoria, 107 (2012), 295–306.