

Text-Blueprint: An Interactive Platform for Plan-based Conditional Generation

Fantine Huot, Joshua Maynez, Shashi Narayan,
Reinald Kim Amplayo, Kuzman Ganchev, Annie Louis,
Anders Sandholm, Dipanjan Das, Mirella Lapata
Google Research

fantinehuot@google.com, joshuahm@google.com, shashinarayan@google.com,
reinald@google.com, kuzman@google.com, annielouis@google.com,
sandholm@google.com, dipanjand@google.com, lapata@google.com

Abstract

While conditional generation models can now generate natural language well enough to create fluent text, it is still difficult to control the generation process, leading to irrelevant, repetitive, and hallucinated content. Recent work shows that planning can be a useful intermediate step to render conditional generation less opaque and more grounded. We present a web browser-based demonstration for query-focused summarization that uses a sequence of question-answer pairs, as a *blueprint* plan for guiding text generation (i.e., what to say and in what order). We illustrate how users may interact with the generated text and associated plan visualizations, e.g., by editing and modifying the blueprint in order to improve or control the generated output.

A short video demonstrating our system is available at <https://goo.gle/text-blueprint-demo>

1 Introduction

With the advent of encoder-decoder models (Bahdanau et al., 2014; Sutskever et al., 2014), Transformer-based architectures (Vaswani et al., 2017), and large-scale pretraining (Zhang et al., 2020; Lewis et al., 2020), deep learning models have achieved great performance on conditional generation tasks such as summarization (Rush et al., 2015; Nallapati et al., 2016; See et al., 2017; Liu and Lapata, 2019) or task-oriented dialogue modeling (Wen et al., 2018). However, it remains challenging to control the text generation, as these neural models tend to generate hallucinated (Song et al., 2018; Maynez et al., 2020; Kryscinski et al., 2020; Gabriel et al., 2021) or repetitive content (Suzuki and Nagata, 2017; Li et al., 2018), and struggle to identify which information is most relevant to include in the output text (Tan et al., 2017).

Recent work shows that planning can be a useful intermediate step to address some of these challenges (Puduppallu et al., 2019; Moryossef et al.,

2019; Narayan et al., 2021, 2022). In this work, we present Text-Blueprint, a demonstration for showcasing the approach described in Narayan et al. (2022), that uses a text plan, formulated as a sequence of question-answer pairs called the *blueprint*, to serve as an intermediate representation for content selection and organization of the generated text. It draws inspiration from the “Questions Under Discussion” theory of discourse which posits that the structure of a text can be derived by identifying the questions that are answered by each subsequent span of text (Carlson, 1983; Ginzburg, 1994; Van Kuppevelt, 1995; Larson, 2002; Roberts, 2012; Riester, 2019).

We implement this blueprint approach as an interactive web application for query-focused summarization. An example snapshot of our interface is shown in Figure 1. As can be seen, for a given generated summary, users can examine its corresponding blueprint, modify it to make it more faithful or relevant, and control its length by changing the number of question-answer pairs. Given a query and relevant documents, there can be multiple semantically-diverse summaries that meet the communicative goal of synthesizing the most important points. Traditional generation systems do well at *single-best* summaries, while our interactive demonstration allows users to explore *different* summaries for a given input, while directly observing the impact of changes to the plan on the generated text. The formulation of the blueprint plan as question-answer pairs makes it intuitive and user-friendly (e.g., users can inspect and ask questions without any instructions).

Our demonstration is an example of what can be achieved with human-in-the-loop conditional generation (Cheng et al., 2022). It allows users to revise the output text (i.e., by editing the blueprint) subject to their information needs. Additionally, it allows researchers to analyze what constitutes a good blueprint for various summarization tasks.

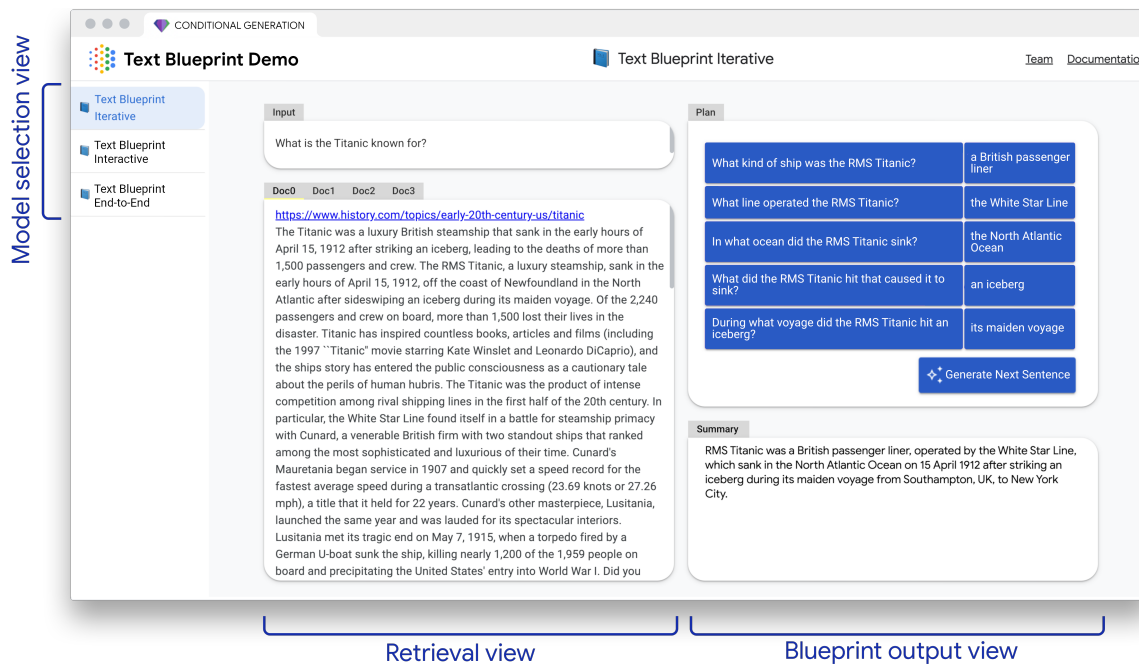


Figure 1: User interface of the web browser-based Text-Blueprint demonstration showcasing the iterative model.

2 Related Work

There are several libraries for broad NLP tasks, such as AllenNLP¹ or GluonNLP². The Language Interpretability Tool (Tenney et al., 2020) is an interactive platform for examining model behavior, meant for rapid exploration and error analysis. A variety of toolkits have been developed recently that support generation tasks. For instance, Texar (Hu et al., 2019) is an open-source platform that unifies the development of diverse yet closely-related applications, such as machine translation, summarization, and dialog. TextBox (Li et al., 2021) is a modular framework that offers interfaces for various common functions in text generation models, allowing researchers and practitioners to reproduce baseline models and compare new models. The Giant Language Model Test Room, also known as GLTR (Gehrmann et al., 2019b), helps users differentiate automatically-generated text from human-written text.

For conditional generation, many demonstrations are summarization systems. For instance, Nyzam and Bossard (2019) present a modular tool for automatic summarization. Syed et al. (2021) showcase a visualization tool for summaries obtained by different summarization methods. The SummVis platform (Vig et al., 2021) serves a simi-

lar goal to the demonstration presented in this paper. It enables users to visually analyze the models, data, and evaluation metrics associated with abstractive summarization, e.g., by highlighting hallucinated entities in the generated text. While previous tools and frameworks are versatile and modular, their focus is not on empowering users with control over the generated text in an *interactive* environment.

In particular, studies on human-AI interaction for text summarization (Cheng et al., 2022; Lai et al., 2022) show that users’ overall experience is better when they can control the generation process. Users preferred systems that allowed them to adjust and see the impact of their changes on the output directly, and the controllability improved their trust in the system when summarizing unfamiliar topics.

Systems more geared toward interactive text generation include chatbots such as Meena (Adiwardana et al., 2020) or other specialized dialogue systems such as ParlAI (Miller et al., 2017). Gehrmann et al. (2019a) present an approach called collaborative semantic inference that exposes latent variables to the user for interactive generation. Still, these tasks differ from conditional generation using planning for which our demonstration is designed.

3 Summarization Using Planning

This demonstration showcases query-focused summarization using planning as described in Narayan

¹allennlp.org

²gluon-nlp.mxnet.io

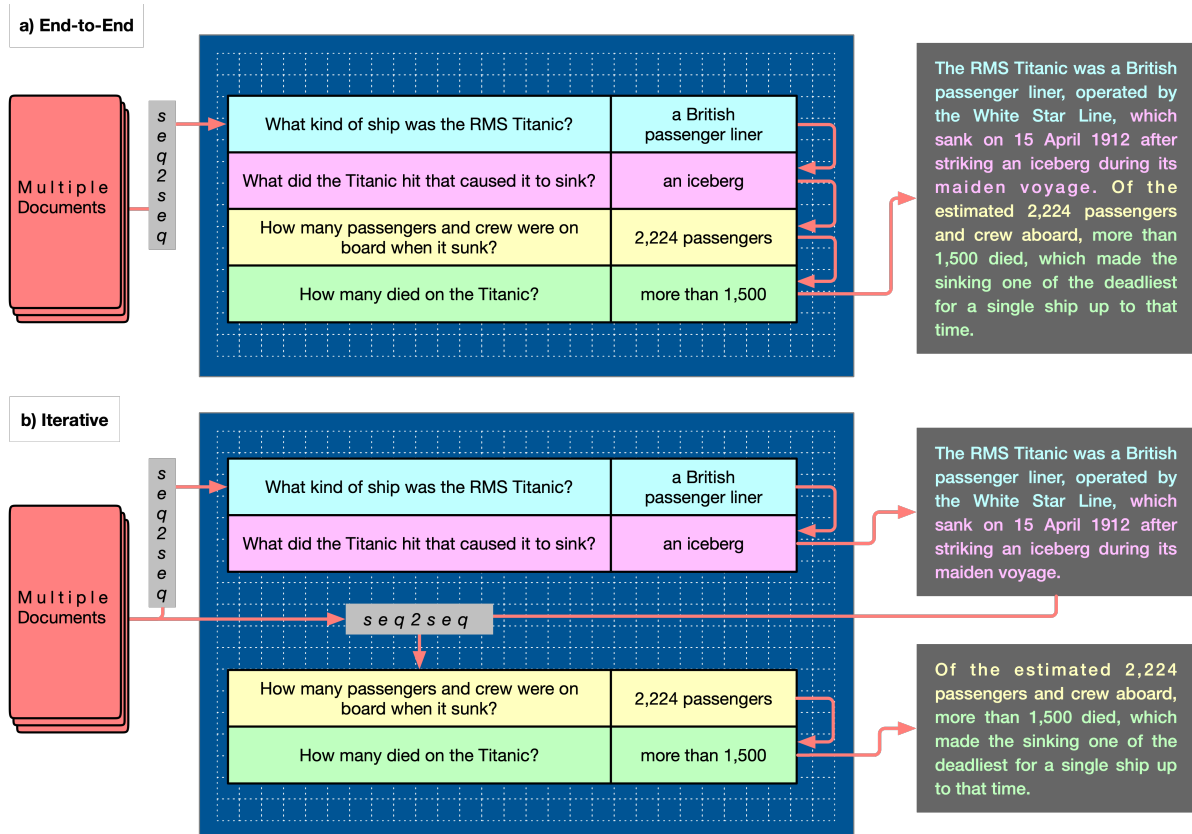


Figure 2: a) End-to-end and b) iterative Blueprint models. The end-to-end model generates the entire blueprint plan before generating the output text, while the iterative model plans and generates one proposition at a time, conditioning on the input and the sentences generated so far. Each portion of the output is color-coded with its corresponding question-answer pair.

et al. (2022).³ In their approach, question-answer text plans, called blueprints, serve as intermediate representations for content selection and structuring of the generated text. We implement three Blueprint models in our demonstration, which we briefly describe below; they are all encoder-decoder variants instantiated from a Transformer (Vaswani et al., 2017) architecture.

Let d denote the input to our models, which is a user query concatenated with a document or a set of documents relevant to this query. From this input d , the model generates $b; s$, the blueprint b and its corresponding summary s . The blueprint itself is a sequence of question-answer pairs $\{(q_1, a_1), (q_2, a_2), \dots, (q_m, a_m)\}$. Existing datasets do not contain such blueprints, they are typically designed as (d, s) pairs. Narayan et al. (2022) describe a suite of data enhancement methods for obtaining blueprint annotations (we refer the interested reader to their paper for details).

³Code and checkpoints to be released at github.com/google-research

End-to-End Model The end-to-end Blueprint model uses an encoder-decoder model to encode the input documents d and generate $b; s$, the concatenation of the blueprint and output text, *in one go* (Figure 2a). The decoder first predicts the blueprint b autoregressively and continues to generate the output s , conditioned on both b and d . In particular, it predicts b as $q_1; a_1; \dots; q_m; a_m$, a concatenated sequence of question-answer pairs. In contrast to systems that use prompted encoders, such as CTRLSum (He et al., 2020), the Blueprint models use decoder prompting. As a consequence, the blueprint plan is entirely generated by the model, without human intervention or relying on external systems. After the generation, users can inspect the question-answer pairs and corresponding summary. If desired, they can then select question-answer pairs to remove from the plan. The system is fed the updated blueprint b' which prompts the decoder to generate the corresponding output s' .

Iterative Model It is generally challenging for encoder-decoder models to generate long output

sequences (Ko and Li, 2020; Tan et al., 2021). The end-to-end model ultimately suffers from this problem as it aims to generate sequence $b; s$ instead of just s . The iterative Blueprint model mitigates this by adopting an incremental approach that interleaves planning with text generation rather than predicting a global plan before generating the output s (Figure 2b).

If we denote the output s as consisting of n sentences $\{s_1, s_2, \dots, s_n\}$, then the corresponding blueprint b can be expressed as $\{b_1, b_2, \dots, b_n\}$, where $b_i : \{(q_1^i, a_1^i), (q_2^i, a_2^i), \dots, (q_k^i, a_k^i)\}$ consists of k question-answer pairs for sentence s_i . This model iteratively plans and generates one sentence at a time, conditioning on the input and the output sentences generated so far. In particular, it is trained such that the encoder first encodes the input d , while the decoder takes the output generated so far $\{s_1, \dots, s_i\}$ as a forced prompt and generates the blueprint b_{i+1} for the following sentence s_{i+1} , followed by sentence s_{i+1} itself.

The iterative approach naturally addresses some of the issues the end-to-end model faces. In particular, it does not run into sequence length limitations as it predicts one sentence at a time.

Interactive Model The third model is an interactive Blueprint model that allows the user to modify the blueprint and directly change the generated output. It operates similarly to the end-to-end model previously described but in addition to letting the user select which elements of the plan to keep or remove, we design the system to allow the user to provide their own plan.

We do not expect users to be able to provide answers to all the questions they come up with when creating their own plans. Therefore, we modify the original paradigm set by Narayan et al. (2022) and develop a new model specifically for the interactive mode that uses a question-only blueprint instead of a question-answer blueprint. From the input documents d , we fine-tune this model to generate $b; s$, where b is a concatenated sequence of questions $q_1; q_2; \dots; q_m$. For this new model, we use the same blueprint training data as the iterative and end-to-end models, but only use the question annotations during fine-tuning, ignoring the answers. In the interactive mode, the user can edit the plan by typing in questions they come up with. This process creates an updated blueprint b' which prompts the decoder to generate an updated summary s' .

Model Training The models made available in this demonstration are based on the LongT5 model (Guo et al., 2021), an extension of T5 (Raffel et al., 2020) designed to handle long inputs. Specifically, we fine-tune the XL 3B-parameter model⁴ with maximum input and output sequence lengths of 4,096 and 512 tokens, respectively, on the AQuaMuSe dataset (Kulkarni et al., 2020). This is a query-focused multi-document summarization dataset which leverages the Google Natural Questions dataset (Kwiatkowski et al., 2019). The latter contains real user queries from Google search logs paired with crowd-sourced answer spans from Wikipedia, and matched with passages from web documents from Common Crawl. AQuaMuse uses the answer passages as summaries with the passages extracted from Common Crawl as the input documents. This dataset is query-focused, with long inputs and multi-sentence outputs, making it well-suited to a user-centric summarization system.

4 System Description

Our web browser-based demonstration is designed so that researchers and practitioners can inspect and interact with the different Blueprint models. We frame the summarization task around a user query, since in a real world scenario we would expect users to have a question or intent in mind. The system retrieves documents relevant to the query and displays their summary and its corresponding blueprint. Figure 1 provides a snapshot of the user interface (UI) and its components, namely the model selection, document retrieval, and Blueprint output views.

Model Selection View Using the left-side menu, the user selects which of the models to use: end-to-end, iterative, or interactive Blueprint. The UI then adapts to the selected model.

Retrieval View In the search bar at the top of the middle panel, the user can enter an information-seeking query. For instance, in the example from Figure 1: “What is the Titanic known for?”. The system automatically retrieves documents relevant to the query and displays them underneath in different tabs, allowing the user to navigate between them and examine individual documents. The URL for each document is shown at the top. For longer documents, scrolling is also enabled.

⁴Using the checkpoints from github.com/google-research/longt5

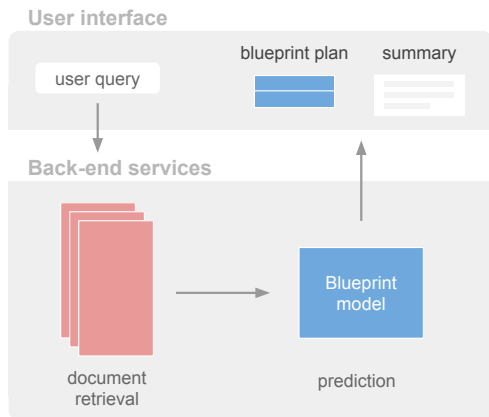


Figure 3: Schematic representation of the different components of the web browser-based demonstration.

The document retrieval component is query-focused in a similar style to the AQUaMuSe dataset (Kulkarni et al., 2020). It retrieves candidate URLs and ranks relevant passages for a query using an off-the-shelf retrieval system.⁵ It extracts a text document from each of the best-ranking web pages, resulting in multi-document input for the Blueprint models. Documents are formatted similarly to AQUaMuse to closely match the data on which the models were trained.

Blueprint Output View The retrieved documents serve as inputs for the summarization. The outputs of the selected model are displayed on the right. The top-right box displays the blueprint b and the bottom-right box shows the corresponding generated output s . The question-answer blueprint (or question-only, in the case of the interactive model) highlights what the model deemed important, such as, in the example from Figure 1, "What kind of ship is the Titanic?" or "What did the Titanic hit that caused it to sink?". We see that the generated output closely follows the blueprint.

In the end-to-end and interactive models, the user can click on elements of the blueprint to include or exclude them from the plan to re-generate the summary. Furthermore, when using the interactive model, an additional text box allows the user to input and edit a custom question plan.

System Design Figure 3 shows the different components of the web application. The web interface is made interactive with LitElement⁶ components and is implemented in HTML and TypeScript.

⁵github.com/google-research/t5x_retrieval

⁶See lit.dev for details.

The back-end services are implemented in Python and C++. Requests for document retrieval and blueprint model inference are sent to back-end services to be processed asynchronously. Outputs are then sent back to the front-end web interface.

5 Use Cases

In the following we explore some of the possibilities of human-in-the-loop summarization and illustrate different use cases for our demonstration.

Informative Blueprints While the inner workings of deep learning models might be opaque to a human user, the formulation of the blueprint as a sequence of questions makes the control of the system’s output user-friendly. Users do not have to be machine learning experts to interact with the system through questions and answers. Moreover, the ability to change the blueprint and observe the result on the summary, provides the user with immediate feedback.

The planning step also brings some insight into the often black-box nature of conditional generation. This property is especially valuable when the user summarizes complex or difficult information, since it breaks down the generation process into a sequence of questions. The blueprint plan offers context for the information in the generated output, which has been shown to be a desirable property in human-AI interaction for text summarization (Cheng et al., 2022). Plan agnostic models do not provide details as to why certain pieces of information were included. In contrast, as seen in Figure 4, the blueprint plan anchors conditional generation, providing the user with a question-answer explanation for each proposition.

Improved Faithfulness Narayan et al. (2021) evaluate the Blueprint models across several datasets and show improvements in faithfulness over models that do not use planning. Moreover, they also evaluate the impact of automated blueprint edits on the output summary. For each generated blueprint, they automatically remove question-answer pairs for which the answer is not contained in the input, thus eliminating questions that cannot be answered based on the input documents. They then prompt the decoder with the modified blueprint to generate the summary, following a similar setting as in our system demonstration. Their results confirm that this automatic filtering of the generated blueprint further improves

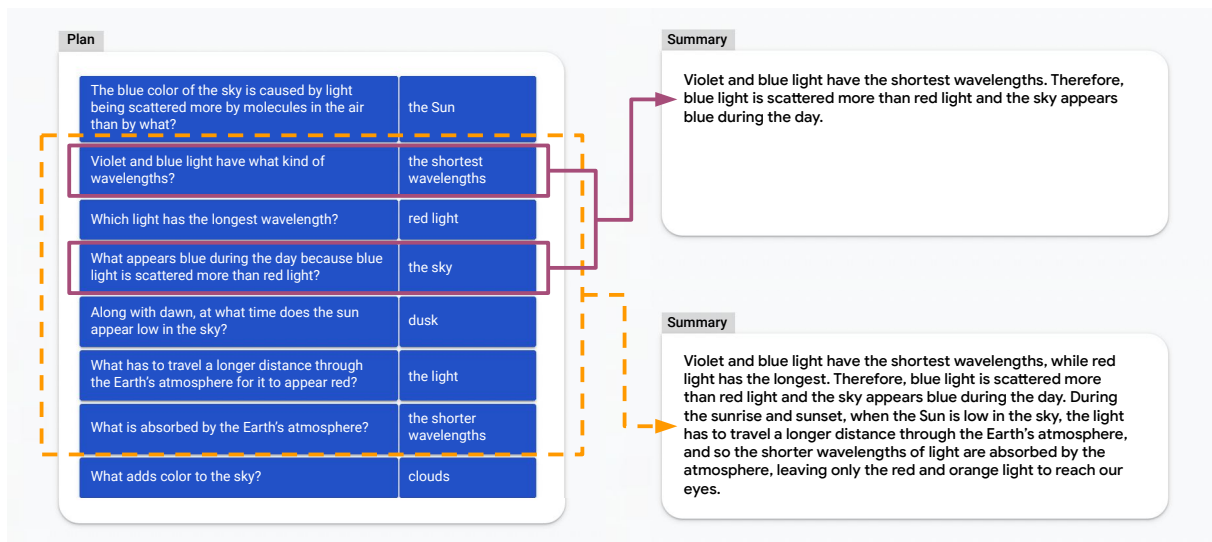


Figure 4: Example snapshot of the results obtained with the end-to-end Blueprint model for the user query "Why is the sky blue?". Depending on which question-answer pairs the user selects, different summaries can be generated.

faithfulness. Their experiment further underscores the importance of letting users interactively modify the plan, since we expect manual editing of the blueprint to have greater potential than automated filtering alone. In addition to unanswerable questions, users can remove questions with incorrect answers and irrelevant questions. A quantitative evaluation of the full scope of various human edits (e.g., remove an element of the blueprint, reorder the blueprint, add human-written questions) is left for future work.

Controllable Blueprints In the example in Figure 4, we examine the blueprint results obtained with the end-to-end model for the user query "Why is the sky blue?". The first question-answer pair of the blueprint is actually incorrect, but likely would not have been caught by simple heuristics since it seems fluent and its answer is present in the input documents. The user selects the subset of question-answers that are deemed most relevant, leading to higher-quality output than would have been generated without the blueprint control step. In particular, we see that the output does not contain the inaccuracies from the first question-answer pair.

This example also shows how the user can control the length of the generated summary by including more or less question-answer pairs in the blueprint. For instance, the user can restrict the summary to contain only the explanation for blue skies as shown at the top in Figure 4, or decide to include information about orange skies at sunset, as shown at the bottom. For a given query and

source documents, the system can lead to diverse summaries by selecting different blueprints. Moreover, while it would be difficult for a user to come up with a plan from scratch if they are unfamiliar with the topic of their query, the provided blueprint can serve as a starting point from which the user can select what they would like to keep. As we discuss next, the user could also elaborate on their initial query by adding questions in the blueprint.

Personalized Generation Going beyond selecting and removing questions, in Figure 5, we illustrate results obtained with the interactive model and a user-provided blueprint. The user can edit the blueprint with their own follow-on questions, leading to an updated summary with information it did not contain originally. When summarizing unfamiliar topics, it might be difficult for the user to come up with many new questions, and such cases might be better served by the end-to-end model. In Appendix A, we provide additional examples of manually-edited blueprints and their corresponding summary. We observe that editing the plan allows the user to guide the generation to include certain elements in the output summary.

6 Conclusions

This demonstration showcases a novel approach to query-focused summarization that uses a blueprint to plan the generated text. By implementing it within an interactive framework, we transform it into an example of human-in-the-loop conditional generation. Our demonstration is designed in a

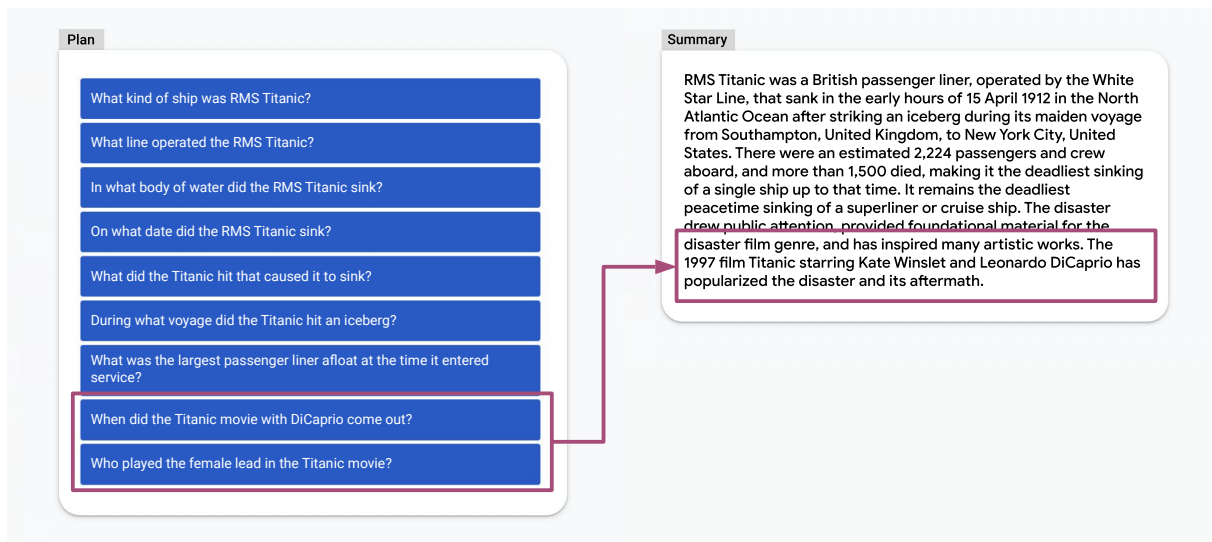


Figure 5: Snapshot of the results obtained with the interactive Blueprint model for the query “What is the Titanic known for?”. Questions highlighted in red were manually added by the user, leading to a different output.

query-focused summarization setting; it retrieves multiple documents for a given query and uses them as input for the summarization. The system offers three different model variations, namely an end-to-end, iterative, and interactive Blueprint approach. The interactive model, in particular, allows users to examine and edit the blueprint plans, offering a more personalized experience. Since the blueprint is formulated as a sequence of questions, it provides a natural way for the user to interact with the generated output, e.g., by selecting relevant question-answer pairs, which in turn helps reduce inaccuracies and hallucinations.

We hope this demonstration will spur further exploration into controllable and interpretable conditional generation systems and how human interaction can be an integral component in generating personalized outputs. We further expect interactive tools like the one presented here to assist in summary creation and editing, e.g., for data augmentation in low-resource settings or for more robust system evaluation by generating multiple outputs for a given document.

7 Ethics statement

An ethical consideration with generative language models is the problem of misinformation. While the work we present here makes a step towards improving the faithfulness and factual consistency of text generation systems, it is important to note that current systems are still far from being perfect in this respect, and thus should be used with caution.

While we did not observe harmful speech with typical queries, such a system can still be abused and additional controls and filters on both the queries and the system’s output could help mitigate this.

Acknowledgements

We thank Sebastian Gehrmann, Ankur Parikh, and William Cohen for their feedback on earlier versions of this work.

References

- Daniel Adiwardana, Minh-Thang Luong, David R So, Jamie Hall, Noah Fiedel, Romal Thoppilan, Zi Yang, Apoorv Kulshreshtha, Gaurav Nemade, Yifeng Lu, et al. 2020. Towards a human-like open-domain chatbot. *arXiv preprint arXiv:2001.09977*.
- Dzmitry Bahdanau, Kyunghyun Cho, and Yoshua Bengio. 2014. Neural machine translation by jointly learning to align and translate. *arXiv preprint arXiv:1409.0473*.
- L Carlson. 1983. *Dialogue Games: An Approach to Discourse Analysis*. Riedel, Dordrecht.
- Ruijia Cheng, Alison Smith-Renner, Ke Zhang, Joel Tetreault, and Alejandro Jaimes-Larrarte. 2022. Mapping the design space of human-AI interaction in text summarization. In *Proceedings of the 2022 Conference of the North American Chapter of the Association for Computational Linguistics: Human Language Technologies*, pages 431–455, Seattle, United States. Association for Computational Linguistics.
- Saadia Gabriel, Asli Celikyilmaz, Rahul Jha, Yejin Choi, and Jianfeng Gao. 2021. **GO FIGURE: A**

- meta evaluation of factuality in summarization. In *Findings of the Association for Computational Linguistics: ACL-IJCNLP 2021*, pages 478–487, Online. Association for Computational Linguistics.
- Sebastian Gehrmann, Hendrik Strobelt, Robert Krüger, Hanspeter Pfister, and Alexander M Rush. 2019a. Visual interaction with deep learning models through collaborative semantic inference. *IEEE transactions on visualization and computer graphics*, 26(1):884–894.
- Sebastian Gehrmann, Hendrik Strobelt, and Alexander Rush. 2019b. **GLTR: Statistical detection and visualization of generated text**. In *Proceedings of the 57th Annual Meeting of the Association for Computational Linguistics: System Demonstrations*, pages 111–116, Florence, Italy. Association for Computational Linguistics.
- Jonathan Ginzburg. 1994. An update semantics for dialogue. In *In Proceedings of the 1st Tilburg International Workshop on Computational Semantics*, Tilburg, The Netherlands.
- Mandy Guo, Joshua Ainslie, David C. Uthus, Santiago Ontañón, Jianmo Ni, Yun-Hsuan Sung, and Yinfei Yang. 2021. **LongT5: Efficient text-to-text transformer for long sequences**. *CoRR*, abs/2112.07916.
- Junxian He, Wojciech Kryściński, Bryan McCann, Nazneen Rajani, and Caiming Xiong. 2020. Ctrlsum: Towards generic controllable text summarization. *arXiv preprint arXiv:2012.04281*.
- Zhiting Hu, Haoran Shi, Bowen Tan, Wentao Wang, Zichao Yang, Tiancheng Zhao, Junxian He, Lianhui Qin, Di Wang, Xuezhe Ma, Zhengzhong Liu, Xiaodan Liang, Wanrong Zhu, Devendra Sachan, and Eric Xing. 2019. **Texar: A modularized, versatile, and extensible toolkit for text generation**. In *Proceedings of the 57th Annual Meeting of the Association for Computational Linguistics: System Demonstrations*, pages 159–164, Florence, Italy. Association for Computational Linguistics.
- Wei-Jen Ko and Junyi Jessy Li. 2020. **Assessing discourse relations in language generation from GPT-2**. In *Proceedings of the 13th International Conference on Natural Language Generation*, pages 52–59, Dublin, Ireland. Association for Computational Linguistics.
- Wojciech Kryscinski, Bryan McCann, Caiming Xiong, and Richard Socher. 2020. **Evaluating the factual consistency of abstractive text summarization**. In *Proceedings of the 2020 Conference on Empirical Methods in Natural Language Processing (EMNLP)*, pages 9332–9346, Online. Association for Computational Linguistics.
- Sayali Kulkarni, Sheide Chammas, Wan Zhu, Fei Sha, and Eugene Ie. 2020. Aquamuse: Automatically generating datasets for query-based multi-document summarization. *arXiv preprint arXiv:2010.12694*.
- Tom Kwiatkowski, Jennimaria Palomaki, Olivia Redfield, Michael Collins, Ankur Parikh, Chris Alberti, Danielle Epstein, Illia Polosukhin, Jacob Devlin, Kenton Lee, Kristina Toutanova, Llion Jones, Matthew Kelcey, Ming-Wei Chang, Andrew M. Dai, Jakob Uszkoreit, Quoc Le, and Slav Petrov. 2019. **Natural questions: A benchmark for question answering research**. *Transactions of the Association for Computational Linguistics*, 7:452–466.
- Vivian Lai, Alison Smith-Renner, Ke Zhang, Ruijia Cheng, Wenjuan Zhang, Joel Tetreault, and Alejandro Jaimes-Larrarte. 2022. **An exploration of post-editing effectiveness in text summarization**. In *Proceedings of the 2022 Conference of the North American Chapter of the Association for Computational Linguistics: Human Language Technologies*, pages 475–493, Seattle, United States. Association for Computational Linguistics.
- Staffan Larson. 2002. *Issue-based Dialogue Management*. Ph.D. thesis, Göteborg University, Sweden.
- Mike Lewis, Yinhan Liu, Naman Goyal, Marjan Ghazvininejad, Abdelrahman Mohamed, Omer Levy, Veselin Stoyanov, and Luke Zettlemoyer. 2020. **BART: Denoising sequence-to-sequence pre-training for natural language generation, translation, and comprehension**. In *Proceedings of the 58th Annual Meeting of the Association for Computational Linguistics*, pages 7871–7880, Online. Association for Computational Linguistics.
- Junyi Li, Tianyi Tang, Gaole He, Jinhao Jiang, Xiaoxuan Hu, Puzhao Xie, Zhipeng Chen, Zhuohao Yu, Wayne Xin Zhao, and Ji-Rong Wen. 2021. **TextBox: A unified, modularized, and extensible framework for text generation**. In *Proceedings of the 59th Annual Meeting of the Association for Computational Linguistics and the 11th International Joint Conference on Natural Language Processing: System Demonstrations*, pages 30–39, Online. Association for Computational Linguistics.
- Wei Li, Xinyan Xiao, Yajuan Lyu, and Yuanzhuo Wang. 2018. **Improving neural abstractive document summarization with explicit information selection modeling**. In *Proceedings of the 2018 Conference on Empirical Methods in Natural Language Processing*, pages 1787–1796, Brussels, Belgium. Association for Computational Linguistics.
- Yang Liu and Mirella Lapata. 2019. **Text summarization with pretrained encoders**. In *Proceedings of the 2019 Conference on Empirical Methods in Natural Language Processing and the 9th International Joint Conference on Natural Language Processing (EMNLP-IJCNLP)*, pages 3730–3740, Hong Kong, China. Association for Computational Linguistics.
- Joshua Maynez, Shashi Narayan, Bernd Bohnet, and Ryan McDonald. 2020. **On faithfulness and factuality in abstractive summarization**. In *Proceedings of the 58th Annual Meeting of the Association for Computational Linguistics*, pages 1906–1919, Online. Association for Computational Linguistics.

- Alexander H Miller, Will Feng, Adam Fisch, Jiasen Lu, Dhruv Batra, Antoine Bordes, Devi Parikh, and Jason Weston. 2017. Parlai: A dialog research software platform. *arXiv preprint arXiv:1705.06476*.
- Amit Moryossef, Yoav Goldberg, and Ido Dagan. 2019. [Step-by-step: Separating planning from realization in neural data-to-text generation](#). In *Proceedings of the 2019 Conference of the North American Chapter of the Association for Computational Linguistics: Human Language Technologies, Volume 1 (Long and Short Papers)*, pages 2267–2277, Minneapolis, Minnesota. Association for Computational Linguistics.
- Ramesh Nallapati, Bowen Zhou, Cicero dos Santos, Çağlar Gulçehre, and Bing Xiang. 2016. [Abstractive text summarization using sequence-to-sequence RNNs and beyond](#). In *Proceedings of The 20th SIGNLL Conference on Computational Natural Language Learning*, pages 280–290, Berlin, Germany. Association for Computational Linguistics.
- Shashi Narayan, Joshua Maynez, Reinald Kim Amplayo, Kuzman Ganchev, Annie Louis, Fantine Huot, Dipanjan Das, and Mirella Lapata. 2022. Conditional generation with a question-answering blueprint. *arXiv preprint arXiv:2207.00397*.
- Shashi Narayan, Yao Zhao, Joshua Maynez, Gonçalo Simões, Vitaly Nikolaev, and Ryan McDonald. 2021. [Planning with learned entity prompts for abstractive summarization](#). *Transactions of the Association for Computational Linguistics*, 9:1475–1492.
- Valentin Nyzam and Aurélien Bossard. 2019. [A modular tool for automatic summarization](#). In *Proceedings of the 57th Annual Meeting of the Association for Computational Linguistics: System Demonstrations*, pages 189–194, Florence, Italy. Association for Computational Linguistics.
- Ratish Puduppully, Li Dong, and Mirella Lapata. 2019. [Data-to-text generation with content selection and planning](#). In *Proceedings of the 33rd AAAI Conference on Artificial Intelligence*, Honolulu, Hawaii.
- Colin Raffel, Noam Shazeer, Adam Roberts, Katherine Lee, Sharan Narang, Michael Matena, Yanqi Zhou, Wei Li, and Peter J. Liu. 2020. [Exploring the limits of transfer learning with a unified text-to-text transformer](#). *Journal of Machine Learning Research*, 21(140):1–67.
- Arndt Riester. 2019. [Constructing qud trees](#). In *Questions in Discourse*, volume 2: Pragmatics, pages 164–193. Brill.
- Craige Roberts. 2012. [Information structure in discourse: Towards an integrated formal theory of pragmatics](#). *Semantics and Pragmatics*, 5(6):1–69.
- Alexander M. Rush, Sumit Chopra, and Jason Weston. 2015. [A neural attention model for abstractive sentence summarization](#). In *Proceedings of the 2015 Conference on Empirical Methods in Natural Language Processing*, pages 379–389, Lisbon, Portugal. Association for Computational Linguistics.
- Abigail See, Peter J. Liu, and Christopher D. Manning. 2017. [Get to the point: Summarization with pointer-generator networks](#). In *Proceedings of the 55th Annual Meeting of the Association for Computational Linguistics (Volume 1: Long Papers)*, pages 1073–1083, Vancouver, Canada. Association for Computational Linguistics.
- Kaiqiang Song, Lin Zhao, and Fei Liu. 2018. [Structure-infused copy mechanisms for abstractive summarization](#). In *Proceedings of the 27th International Conference on Computational Linguistics*, pages 1717–1729, Santa Fe, New Mexico, USA. Association for Computational Linguistics.
- Ilya Sutskever, Oriol Vinyals, and Quoc V Le. 2014. [Sequence to sequence learning with neural networks](#). In Z. Ghahramani, M. Welling, C. Cortes, N. D. Lawrence, and K. Q. Weinberger, editors, *Advances in Neural Information Processing Systems 27*, pages 3104–3112. Curran Associates, Inc.
- Jun Suzuki and Masaaki Nagata. 2017. [Cutting-off redundant repeating generations for neural abstractive summarization](#). In *Proceedings of the 15th Conference of the European Chapter of the Association for Computational Linguistics: Volume 2, Short Papers*, pages 291–297, Valencia, Spain. Association for Computational Linguistics.
- Shahbaz Syed, Tariq Yousef, Khalid Al Khatib, Stefan Jänicke, and Martin Potthast. 2021. [Summary explorer: Visualizing the state of the art in text summarization](#). In *Proceedings of the 2021 Conference on Empirical Methods in Natural Language Processing: System Demonstrations*, pages 185–194, Online and Punta Cana, Dominican Republic. Association for Computational Linguistics.
- Bowen Tan, Zichao Yang, Maruan Al-Shedivat, Eric Xing, and Zhiting Hu. 2021. [Progressive generation of long text with pretrained language models](#). In *Proceedings of the 2021 Conference of the North American Chapter of the Association for Computational Linguistics: Human Language Technologies*, pages 4313–4324, Online. Association for Computational Linguistics.
- Jiwei Tan, Xiaojun Wan, and Jianguo Xiao. 2017. [Abstractive document summarization with a graph-based attentional neural model](#). In *Proceedings of the 55th Annual Meeting of the Association for Computational Linguistics (Volume 1: Long Papers)*, pages 1171–1181, Vancouver, Canada. Association for Computational Linguistics.
- Ian Tenney, James Wexler, Jasmijn Bastings, Tolga Bolukbasi, Andy Coenen, Sebastian Gehrmann, Ellen Jiang, Mahima Pushkarna, Carey Radebaugh,

- Emily Reif, et al. 2020. The language inter-pretability tool: Extensible, interactive visualiza-tions and analysis for nlp models. *arXiv preprint arXiv:2008.05122*.
- Jan Van Kuppevelt. 1995. Discourse structure, top-icality and questioning. *Journal of linguistics*, 31(1):109–147.
- Ashish Vaswani, Noam Shazeer, Niki Parmar, Jakob Uszkoreit, Llion Jones, Aidan N Gomez, Ł ukasz Kaiser, and Illia Polosukhin. 2017. [Attention is all you need](#). In I. Guyon, U. V. Luxburg, S. Bengio, H. Wallach, R. Fergus, S. Vishwanathan, and R. Garnett, editors, *Advances in Neural Information Pro-cessing Systems 30*, pages 5998–6008. Curran Asso-ciates, Inc.
- Jesse Vig, Wojciech Kryscinski, Karan Goel, and Nazneen Rajani. 2021. [SummVis: Interactive visual analysis of models, data, and evaluation for text sum-marization](#). In *Proceedings of the 59th Annual Meet-ing of the Association for Computational Linguistics and the 11th International Joint Conference on Nat-ural Language Processing: System Demonstrations*, pages 150–158, Online. Association for Computa-tional Linguistics.
- Haoyang Wen, Yijia Liu, Wanxiang Che, Libo Qin, and Ting Liu. 2018. [Sequence-to-sequence learning for task-oriented dialogue with dialogue state represen-tation](#). In *Proceedings of the 27th International Con-ference on Computational Linguistics*, pages 3781–3792, Santa Fe, New Mexico, USA. Association for Computational Linguistics.
- Jingqing Zhang, Yao Zhao, Mohammad Saleh, and Peter Liu. 2020. [PEGASUS: Pre-training with ex-tracted gap-sentences for abstractive summarization](#). In *Proceedings of the 37th International Conference on Machine Learning*, volume 119 of *Proceedings of Machine Learning Research*, pages 11328–11339. PMLR.

A Appendix

Tables 1 and 2 on the following pages show exam-ples of manually-edited plans and their correspond-ing summaries.

Why did France give the US the Statue of Liberty?

MACHINE-GENERATED PLAN

- Q1: Who proposed that a statue be built as a gift from France to the United States to commemorate the friendship between France and the United States?
- Q2: In what year was the Statue of Liberty designed?
- Q3: Who designed the Statue of Liberty?
- Q4: Along with freedom and democracy, what did Laboulaye want the Statue of Liberty to represent?
- Q5: To whom was the Statue of Liberty presented?
- Q6: In what city was the Statue of Liberty presented to the U.S. ambassador?
- Q7: Gustave Eiffel helped build what for the Statue of Liberty?

In 1865, French political thinker and abolitionist Édouard de Laboulaye proposed that a statue be built as a gift from France to the United States to commemorate the friendship between France and the United States and to commemorate the 100th anniversary of U.S. independence. Designed by sculptor Auguste Bartholdi, the statue was meant to symbolize the American welcome of immigrants and refugee seekers. It was presented to the U.S. ambassador Levi Morton in Paris on July 4, 1881, by French Marshal Nicolas Luckner as a commemoration of the friendship between France and the United States. Gustave Eiffel helped build the pedestal for the Statue of Liberty.

MANUALLY-EDITED PLAN

- Q1: Who proposed that a statue be built as a gift from France to the United States to commemorate the friendship between France and the United States?
- Q2: In what year was the Statue of Liberty designed?
- Q3: Who designed the Statue of Liberty?
- Q4: Along with freedom and democracy, what did Laboulaye want the Statue of Liberty to represent?
- Q5: To whom was the Statue of Liberty presented?
- Q6: In what city was the Statue of Liberty presented to the U.S. ambassador?
- Q7: **How was the Statue of Liberty transported to New York City?**

In 1865, French political thinker and abolitionist Édouard de Laboulaye proposed that a statue be built as a gift from France to the United States to commemorate the friendship between France and the United States and to commemorate the 100th anniversary of the United States' independence. Designed by sculptor Auguste Bartholdi, the statue was meant to symbolize the American welcome of immigrants and refugee seekers. It was presented to the U.S. ambassador Levi Morton in Paris on July 4, 1881, **and later transported to New York City where it was reconstructed.**

Who plays Queen Lannister in Game of Thrones?

MACHINE-GENERATED PLAN

- Q1: Who is the actress who played Cersei Lannister?
- Q2: What is Cersei Lannister's role in Game of Thrones?
- Q3: What is the name of the book series in which Cersei Lannister appears?
- Q4: Who wrote 'A Song of Ice and Fire'?
- Q5: What is Game of Thrones based on?
- Q6: When did Game of Thrones first air?
- Q7: What is one of the wealthiest and most powerful families in Westeros?
- Q8: In what year did Cersei Lannister first appear in the books?

Cersei Lannister is a fictional character in the A Song of Ice and Fire series of epic fantasy novels by American author George R.R. Martin, and its television adaptation Game of Thrones, where she is portrayed by Bermudian-English actress Lena Headey. Introduced in 1996's A Game of Thrones, Cersei is a member of House Lannister, one of the wealthiest and most powerful families on the continent of Westeros. She subsequently appears in A Clash of Kings (1998) and A Storm of Swords (2000), and becomes a prominent point of view character beginning with A Feast for Crows (2005).

MANUALLY-EDITED PLAN

- Q1: Who is the actress who played Cersei Lannister?
- Q2: What is Cersei Lannister's role in Game of Thrones?
- Q3: **Has the actress received any awards?**
- Q4: **Is the actress famous?**

Cersei Lannister is a fictional character in the A Song of Ice and Fire series of epic fantasy novels by American author George R.R. Martin, and its television adaptation Game of Thrones, where she is portrayed by Bermudian-English actress Lena Headey. **Headey has received widespread critical acclaim for her portrayal of the character, making her one of the most popular and longest-running actors on television.**

Who said my enemy's enemy is my friend?

MACHINE-GENERATED PLAN

- Q1: What did the Latin phrase "Amicus meus, inimicus inimici mei" mean?
- Q2: During what time period did the Latin phrase "Amicus meus, inimicus inimici mei" become common?
- Q3: When did the English version of the phrase "the enemy of my enemy is my friend" first appear?
- Q4: Who was the first person to use the modern English version of the phrase "the enemy of my enemy is my friend"?
- Q5: When did the English version of the phrase "the enemy of my enemy is my friend" first appear?

The exact meaning of the modern phrase was first expressed in the Latin phrase "Amicus meus, inimicus inimici mei" ("my friend, the enemy of my enemy"), which had become common throughout Europe by the early 1700s, while the first recorded use of the current English version came in 1884. The first recorded instance for this phrasing comes from Gabriel Manigault, who in his 1884 Political Creed described the sense that "the enemy of my enemy is my friend" as a "natural feeling".

MANUALLY-EDITED PLAN

- Q1: **Who was the first person to use the modern English version of the phrase "the enemy of my enemy is my friend"?**
- Q2: **What did Gabriel Manigault describe as a natural feeling?**

The first recorded instance for this phrasing comes from Gabriel Manigault, who in his 1884 Political Creed described the sense that "the enemy of my enemy is my friend" as a "natural feeling".

Table 1: Examples of machine-generated and manually-edited plans and their corresponding summaries. We highlight in bold changes made by the user and the resulting changes to the summary.

Is it illegal to have a bald eagle?

MACHINE-GENERATED PLAN	<p>Q1: What is the section number of the Bald and Golden Eagle Protection Act in the United States Code?</p> <p>Q2: What is the Bald and Golden Eagle Protection Act?</p> <p>Q3: What does the Bald and Golden Eagle Protection Act prohibit the taking of?</p> <p>Q4: Along with golden eagles, what bald eagle is protected by the Bald and Golden Eagle Protection Act?</p> <p>Q5: The Bald and Golden Eagle Protection Act prohibits the taking of bald eagles, their parts, nests, and what else?</p> <p>Q6: Who is required to obtain a permit from the Secretary of the Interior to take bald eagles?</p> <p>Q7: What can result in a fine of up to \$100,000?</p> <p>Q8: How much is the fine for a first offense of taking a bald eagle?</p>	<p>The Bald and Golden Eagle Protection Act (16 U.S.C. 668-668d), enacted in 1940, and amended several times since, prohibits anyone, without a permit issued by the Secretary of the Interior, from "taking" bald or golden eagles, including their parts (including feathers), nests, or eggs. The Act provides criminal penalties for persons who take, possess, sell, purchase, barter, offer to sell, purchase or barter, transport, export or import, at any time or any manner, any bald eagle (or any golden eagle), alive or dead, or any part (including feathers), nest, or egg thereof. A violation of the Act can result in a fine of up to \$100,000 (\$200,000 for organizations), imprisonment for one year, or both, for a first offense.</p>
MANUALLY-EDITED PLAN	<p>Q1: What is the Bald and Golden Eagle Protection Act?</p> <p>Q2: Can Native Americans ask for an eagle permit?</p>	<p>The Bald and Golden Eagle Protection Act (16 U.S.C. 668-668d), enacted in 1940, and amended several times since, prohibits anyone, without a permit issued by the Secretary of the Interior, from "taking" bald or golden eagles, including their parts (including feathers), nests, or eggs. Native Americans may ask for an eagle permit.</p>

Is software engineer a good job?

MACHINE-GENERATED PLAN	<p>Q1: What is projected to grow 22% from 2020 to 2030?</p> <p>Q2: What is the average salary for a software engineer?</p> <p>Q3: What is the average salary for a software engineer?</p> <p>Q4: Along with management, in what area do software engineers earn more than most other workers?</p>	<p>Employment of software developers is projected to grow 22% from 2020 to 2030, which is much higher than the national average for other occupations. The average salary for a software engineer is \$99,400 with an average yearly growth rate of 7%. In addition, software engineers earn more than most other workers in the more traditional business aspects such as management and sales.</p>
MANUALLY-EDITED PLAN	<p>Q1: What is the average salary for a software engineer?</p> <p>Q2: What degree should you get to become a software engineer?</p>	<p>The average salary for a software engineer is \$99,400 according to the BLS. Having a bachelor's degree in computer science or software engineering is recommended, though a master's degree may be more beneficial.</p>

Table 2: Examples of machine-generated and manually-edited plans and their corresponding summaries (Continued). We highlight in bold changes made by the user and the resulting changes to the summary.