

A New Quantum Dempster Rule of Combination

Huaping He^a, Fuyuan Xiao^{a,*}

^a*School of Big Data and Software Engineering, Chongqing University, Chongqing, China, 401331.*

Abstract

Dempster rule of combination (DRC) is widely used for uncertainty reasoning in intelligent information system, which is generalized to complex domain recently. However, as the increase of identification framework elements, the computational complexity of Dempster Rule of Combination increases exponentially. To address this issue, we propose a novel quantum Dempster rule of combination (QDRC) by means of Toffoli gate. The QDRC combination process is completely implemented using quantum circuits.

Keywords: Dempster rule of combination, Complex Dempster Rule of Combination,, Quantum algorithm, Toffoli gate Quantum multisource information fusion

1. Introduction

Compared with the classical computer, the quantum computer has a faster running speed, for which the quantum evidence theory is proposed [1]. As the increase of identification framework elements, the computational com-

*Corresponding author: Fuyuan Xiao, School of Big Data and Software Engineering, Chongqing University, Chongqing 401331, China.

Email address: doctorxiaofy@hotmail.com; xiaofuyuan@cqu.edu.cn (Fuyuan Xiao)

plexity of Dempster Rule of Combination increases exponentially. For this reason, the quantum algorithm of Dempster rule of combination (QADRC) was propose [2]. In this rule, the quantum computer performs the calculation combination process, and the fusion time of the identification frame with multiple elements is significantly reduced compared with the classical computer. However, QDRC only partially implements the DRC process in quantum computers. It does not implement the combination steps in the classic DRC and cannot calculate the final decision result. In this case, we propose a novel quantum Dempster rule of combination (QDRC) by means of Toffoli gate. QDRC can be completely reproduced DRC in the quantum algorithm.

The main contributions are listed as follows.

- The proposed QDRC is proposed on the based of Toffoli gate to solve as the increase of identification framework elements, the computational complexity of Dempster Rule of Combination increases exponentially problem.
- The proposed QDRC completely runs DRC in Quantum computer.
- The QDRC is applied for multisource information in the IonQ.

The rest of the paper is organized as follows. The Section 2 will introduce the relevant knowledge of evidence theory and QADRC. The QDRC algorithm proposed in this paper will be introduced in the Section 3. In the Section 4, we will analyze and compare the combination method. At last, We summarized our work in Section 5.

2. Preliminaries

In this section, we will introduce the complex evidence theory (CET) and quantum algorithm of Dempster rule of combination (QADRC).

2.1. Complex evidence theory

Classical evidence theory is an inexact reasoning theory with the ability to handle uncertain information. It was first applied in multisource information fusion [3, 4, 5], expert systems [6], confidence rule libraries [7, 8] and pattern recognition [9, 10, 11]. The complex evidence theory can be applied to the processing of complex fuzzy sets. In addition, when the phase or period of Uncertain data changes, the complex evidence theory can reduce the impact of abnormal evidence in the process of processing. When the imaginary positions of each element of the mass function are equal to 0, the complex evidence theory degenerates into classical evidence theory.

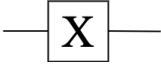
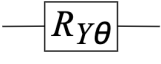
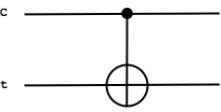
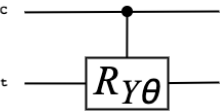
2.1.1. Quantum gate

In quantum computing, quantum gates are the basis of quantum circuits. It is like the relationship between traditional logic gates and general digital circuits. Quantum gates generally operate on one or two bits, and can be represented by unitary matrices. Common quantum gates are shown in Table 1.

2.1.2. Toffoli gate

Quantum bits can be used to express information, and quantum circuits and quantum gates are another key point of quantum computing. A quantum computer is constructed by a quantum circuit containing a circuit and a basic quantum gate. Now we will focus on the Toffoli gate.

Table 1: Basic quantum gate

Gates	Notation	Matrix
Pauli-X gate		$\begin{bmatrix} 0 & 1 \\ 1 & 0 \end{bmatrix}$
Y-Rotation gate		$\begin{bmatrix} \cos(\frac{\theta}{2}) & -\sin(\frac{\theta}{2}) \\ \sin(\frac{\theta}{2}) & \cos(\frac{\theta}{2}) \end{bmatrix}$
CNOT gate		$\begin{bmatrix} 1 & 0 & 0 & 0 \\ 0 & 1 & 0 & 0 \\ 0 & 0 & 0 & 1 \\ 0 & 0 & 1 & 0 \end{bmatrix}$
CNOT-Y-Rotation gate		$\begin{bmatrix} 1 & 0 & 0 & 0 \\ 0 & 1 & 0 & 0 \\ 0 & 0 & \cos(\frac{\theta}{2}) & -\sin(\frac{\theta}{2}) \\ 0 & 0 & \sin(\frac{\theta}{2}) & \cos(\frac{\theta}{2}) \end{bmatrix}$

Definition 1. (*Toffoli gate*)

Toffoli gate is a three-qubit gate. Assume the bases state is $|000\rangle$, $|001\rangle$, $|010\rangle$, $|011\rangle$, $|100\rangle$, $|101\rangle$, $|110\rangle$, $|111\rangle$. The unitary transformation performed

by Toffoli gate can be defined as:

$$U_{CN} = \begin{bmatrix} 1 & 0 & 0 & 0 & 0 & 0 & 0 & 0 \\ 0 & 1 & 0 & 0 & 0 & 0 & 0 & 0 \\ 0 & 0 & 1 & 0 & 0 & 0 & 0 & 0 \\ 0 & 0 & 0 & 1 & 0 & 0 & 0 & 0 \\ 0 & 0 & 0 & 0 & 1 & 0 & 0 & 0 \\ 0 & 1 & 0 & 0 & 0 & 1 & 0 & 0 \\ 0 & 1 & 0 & 0 & 0 & 0 & 0 & 1 \\ 0 & 1 & 0 & 0 & 0 & 0 & 1 & 0 \end{bmatrix}. \quad (1)$$

U_{CN} is a unitary matrix, that is $U_{CN}^\dagger U_{CN} = I$.

3. Analyzing of quantum algorithm of Dempster rule of combination

The quantum algorithm of Dempster rule of combination (QADRC) was proposed to solve the problem that the combination time of multi-element identification framework is slow [2]. It put the tensor calculation part of DRC into the quantum computer for the first time, and simulated the algorithm on the IBM quantum platform. From its experiment, we can see that the number of elements in the identification framework has little effect on the algorithm operation time. The quantum circuit diagram of QADRC is shown in Fig. 1. $2N$ qubits are needed in the circuit, of which the qubits labeled 0 to $N - 1$ are used to represent $|M_1\rangle$, and the qubits labeled N to $2N - 1$ are used to represent $|M_2\rangle$. Finally, the probability of $|M_1M_2\rangle$ obtained by measuring these $2N$ qubits.

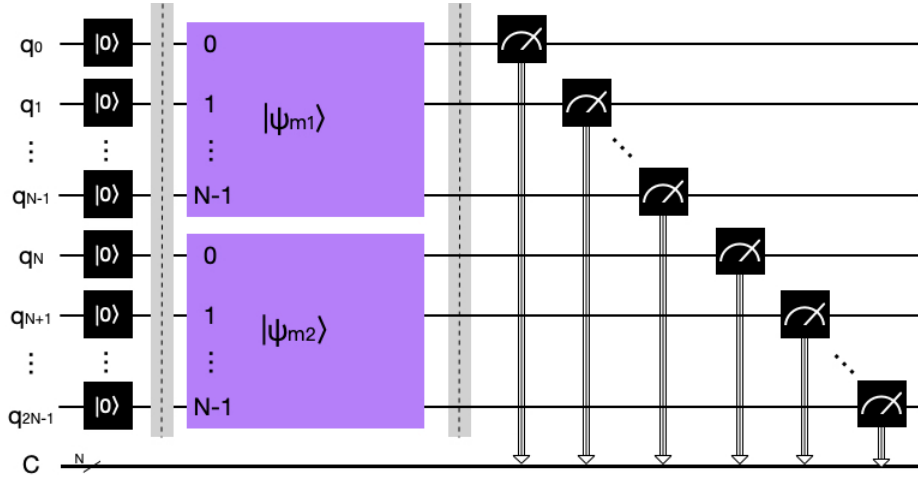


Figure 1: The quantum circuit of QADRC.

However, QADRC only calculates two different BBA elements, and does not fully implement the DRC function in quantum computer environment. After measuring the $|\mathbb{M}_1\mathbb{M}_2\rangle$ result, it is still necessary to perform $A_i \cap A_j = A$ or $A_i \cap A_j = \emptyset$ in DRC, so as to eliminate the case that all quantum bits of $|\mathbb{M}_1\rangle$ and $|\mathbb{M}_2\rangle$ are mutually exclusive.

4. A new method for quantum Dempster Rule of Combination Dempster rule of combination

In order to solve the problem that QADRC needs the logic. In this section, we propose a new quantum Dempster rule of combination based on Toffoli gate (QDRC), which can be fully implemented in quantum computer.

4.1. QDRC algorithm

In this section, we propose the technological process of QDRC. In the QDRC algorithm, the first step is data initialization. When the initial data

is obtained, the BBA and CBBA are calculated by the classical computer. This is to obtain a mass function that is easy to express in qubits. The second step is to initialize the quantum circuit and generate QBBA. The third step is to use Toffoli gate to carry out BBA/CBBA combination in quantum circuit. The fourth step is quantum measurement to get the combined results. Steps 2 to 4 completely run the whole DSET process in quantum computer.

- Step 1: Data initialization

In quantum theory, the probability is expressed by the square of the module. In order to further expand the theory, the CBBA/BBA is processed.

Definition 2. (*\mathcal{P} transform function*)

Assume there is a CBBA $\mathbb{M}(A)$. The \mathcal{P} transform function is defined as:

$$\mathcal{P}_i = \sqrt{\frac{\mathcal{M}(A_i)}{\sum_{i=1}^{2^N} \mathcal{M}(A_i)}}, \quad (2)$$

where

$$\mathcal{M}(A) = |\mathbb{M}(A)| = \sqrt{(\mathcal{R}(\mathbb{M}(A)))^2 + (\mathcal{I}(\mathbb{M}(A)))^2},$$

and A_i is the i th element of the power set which based on the frame of discernment; $\mathcal{R}(\mathbb{M}(\cdot))$ means to calculate the real part of $\mathbb{M}(\cdot)$; $\mathcal{I}(\mathbb{M}(\cdot))$ means to calculate the imaginary part of $\mathbb{M}(\cdot)$; \mathcal{P}_i satisfies $\sum |\mathcal{P}_i|^2 = 1$.

In the quantum circuit, the converted \mathcal{P} represents the amplitude of the quantum bit, $|\mathcal{P}_i|^2$ represents the probability of the quantum bit. When all of $\mathcal{I}(\mathbb{M}(\cdot)) = 0$, the CBBA \mathbb{M} degenerate to a BBA, BBA

is expressed by m . In this case, the \mathcal{P} conversion function can be expressed as:

$$\mathcal{P}_i = m(A). \quad (3)$$

- Step 2: Data encoding

Generally, in quantum machine learning, the methods of encoding data include basic encoding, amplitude encoding, angle encoding and arbitrary encoding. Basic encoding is very easy to understand, but the state vector of its encoding result may become very sparse. Angle encoding and arbitrary encoding only encodes one data point at a time, not the entire data set. The efficiency of these three encoding methods is not high. The amplitude coding to be used in this work requires only $\log_2 2^N = N$ qubits for encoding each \mathcal{M} .

Definition 3. (*QBBA generation function*)

Let $\Theta = \{\theta_1, \theta_2, \dots, \theta_N\}$ be a frame of discernment. A QBBA is defined as:

$$|\psi_{\mathcal{M}}\rangle = \sum_{i=1}^{2^N} \mathcal{P}_i |\mathcal{F}_i\rangle, \quad (4)$$

where \mathcal{F}_i is the qubits of A_i , they have a one-to-one correspondence.

The amplitude encoding method embeds the classical data into the amplitude of the quantum state. In Qiskit language, we usually use *initialize*(\cdot) function to generate QBBA.

- Step 3: QBBA combination

Suppose there are two QBBA $|\psi_{\mathcal{M}1}\rangle$ and $|\psi_{\mathcal{M}2}\rangle$. The combined QBBA

of $|\psi_{M1}\rangle$ and $|\psi_{M2}\rangle$ is denoted as $|\psi_M\rangle = |\psi_{M1}\rangle \otimes |\psi_{M2}\rangle$. The combination step consists of two parts: 1) Calculating the tensor product, and 2) Logical combination. In DSET, the tensor product calculation will complete the $M_1(A_i)M_2(A_i)$ and the logical combination is operated by $A_i \cap A_j = A$. In QDRC, by measuring two QBBA, the combination result can be obtained and the tensor product can be obtained, while the logic judgment is completed through the Toffoli gate.

- Step 4: Combined result measurement

The system state can be obtained by measuring operator M_A . The index \mathcal{A} represents the results that may occur in the experiment. Measure the combined QBBA $|\psi_M\rangle$, then the probability of M is:

$$p(\mathcal{M}) = \langle \psi_M | M_{\mathcal{A}}^\dagger M_{\mathcal{A}} | \psi_M \rangle. \quad (5)$$

In the third step of logical combination, we use a Toffoli gate controlled by 2-qubits, and will change the quantum bit $|0\rangle$ of the event to $|1\rangle$ when both $|\mathcal{F}_i\rangle$ and $|\mathcal{F}_j\rangle$ support the same event at the same time. However, when elements $|\mathcal{F}_i\rangle$ and $|\mathcal{F}_j\rangle$ are excluded, the QBBA of the combination result will not be affected, and the QBBA at this time will support empty sets ($|00\dots 0\rangle$). This is because the input quantum bit defaults to $|00\dots 0\rangle$, so we can ignore $|00\dots 0\rangle$'s measurement results.

4.2. QDRC Quantum circuit

In QDRC, the above steps 2-4 are carried out in a quantum computer system. A quantum computer is a device that uses quantum logic for general

computing. Usually we use quantum circuits to express quantum logic. In this subsection, we propose the framework of QDRC quantum circuit (Fig. 2) and explain the role of each part of the circuit. Fig. 2(a) is the initialization of quantum circuit operation. Fig. 2(b) is the data encoding operation with quantum circuits, it can produce the QBBA. Fig. 2(c) is the quantum state combination, it is the key step of QDRC, which combines two QBBA in a quantum circuit. Fig. 2(d) is the result measurement.

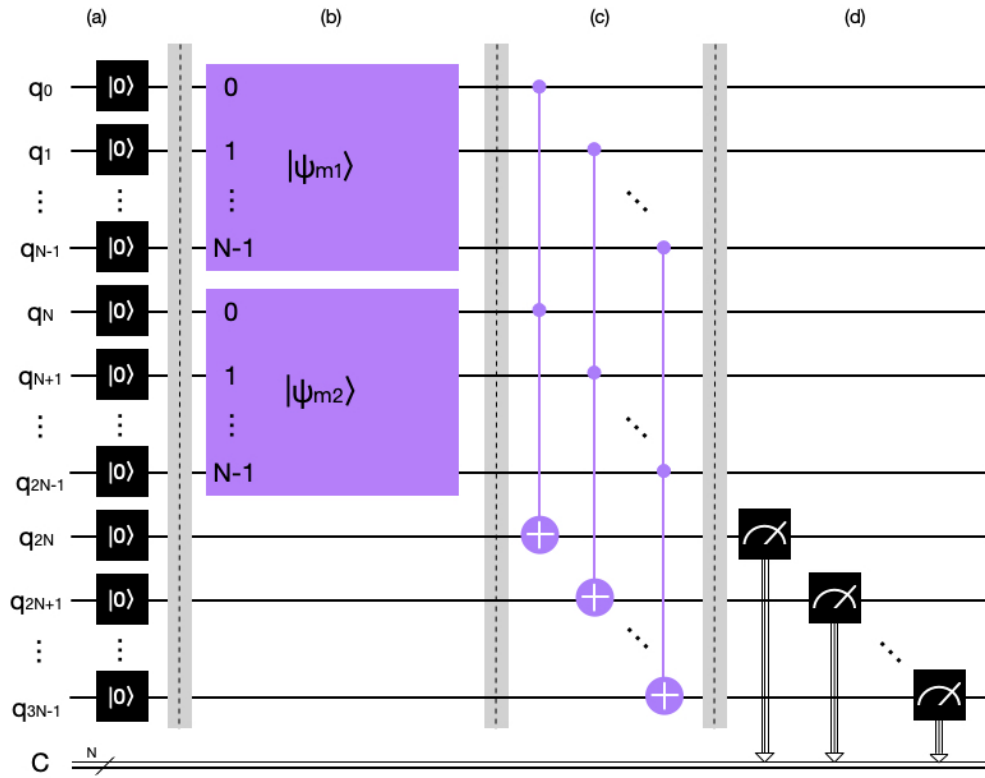


Figure 2: The Quantum circuit of QDRC. (a) Quantum circuit initialization. (b) Generation of QBBA in quantum circuits. (c) Quantum state combination (d) Result measurement

5. Compare QDRC with other existing combination schemes

The whole process of the special DRC and CDRC algorithms are calculated by the classical computer; QADRC uses quantum computers to calculate tensor products and classical computers to calculate logical combinations. Unlike the existing algorithms, the whole process of QDRC algorithm proposed in this paper is implemented in quantum computer. After measurement, the decision can be made directly. Because the Toffoli gate will not change the mutually exclusive qubit gate, and the initial value of qubit is 0. We can use $|00\cdots 0\rangle$ to $|11\cdots 1\rangle$ to calculate the numerical result.

6. Conclusion

With the intensification of the process of information diversification, the efficiency of information fusion has been put on the agenda. Quantum computers have powerful quantum information processing capabilities. It is an unsolved problem to rely on quantum computers to realize DRC. The QDRC algorithm proposed in this paper makes up for the deficiency that the classical computer still needs to carry out logical operation to obtain the results after the tensor is calculated by QDRC. For the first time, the whole process of DRC is deployed in a quantum computer.

QDRC will further strengthen the application of information fusion under the multi-element identification framework in the future work, develop a simpler learning mechanism, and expect to establish an appropriate quantum information fusion method to deal with various uncertain data.

Acknowledgment

This research is supported by the National Natural Science Foundation of China (No. 62003280), Chongqing Talents: Exceptional Young Talents Project (No. cstc2022ycjh-bgzxm0070), Natural Science Foundation of Chongqing, China (No. CSTB2022NSCQ-MSX0531), and Chongqing Overseas Scholars Innovation Program (No. cx2022024).

Reference

References

- [1] F. Xiao, Generalized quantum evidence theory, *Applied Intelligence* (2022) DOI: 10.1007/s10489-022-04181-0.
- [2] L. Pan, X. Gao, Y. Deng, Quantum algorithm of dempster combination rule.
- [3] Z. Wang, C. Mu, S. Hu, C. Chu, X. Li, Modelling the dynamics of regret minimization in large agent populations: a master equation approach, in: *Proceedings of the 31st International Joint Conference on Artificial Intelligence (IJCAI-22)*, 2022, pp. 534–540.
- [4] D. Li, Y. Deng, K. H. Cheong, Multisource basic probability assignment fusion based on information quality, *International Journal of Intelligent Systems* 36 (4) (2021) 1851–1875.
- [5] P. Liu, Y. Li, P. Wang, Consistency threshold-and score function-based multi-attribute decision-making with Q-rung orthopair fuzzy preference relations, *Information Sciences* 618 (2022) 356–378.

- [6] L. Chang, L. Zhang, C. Fu, Y.-W. Chen, Transparent digital twin for output control using belief rule base, *IEEE Transactions on Cybernetics* (2021) DOI: 10.1109/TCYB.2021.3063285.
- [7] R. R. Yager, On the fusion of imprecise uncertainty measures using belief structures, *Information Sciences* 181 (15) (2011) 3199–3209.
- [8] R. R. Yager, N. Alajlan, Y. Bazi, Uncertain database retrieval with measure-based belief function attribute values, *Information Sciences* 501 (2019) 761–770.
- [9] F. Xiao, W. Pedrycz, Negation of the quantum mass function for multi-source quantum information fusion with its application to pattern classification, *IEEE Transactions on Pattern Analysis and Machine Intelligence* (2022) DOI: 10.1109/TPAMI.2022.3167045.
- [10] F. Xiao, Z. Cao, C.-T. Lin, A complex weighted discounting multi-source information fusion with its application in pattern classification, *IEEE Transactions on Knowledge and Data Engineering* (2022) DOI: 10.1109/TKDE.2022.3206871.
- [11] Q. Shang, H. Li, Y. Deng, K. H. Cheong, Compound credibility for conflicting evidence combination: an autoencoder-K-Means approach, *IEEE Transactions on Systems, Man, and Cybernetics: Systems* (2021) 10.1109/TSMC.2021.3130187doi:{10.1109/TSMC.2021.3130187}.