

A new method to study relative equilibria on \mathbb{S}^2

Toshiaki Fujiwara¹, Ernesto Pérez-Chavela²

¹College of Liberal Arts and Sciences, Kitasato University, Japan.
fujiwara@kitasato-u.ac.jp

²Department of Mathematics, ITAM, México.
ernesto.perez@itam.mx

Abstract

We develop a new geometrical technique to study relative equilibria for a system of n -positive masses, moving on the two dimensional sphere \mathbb{S}^2 , under the influence of a general potential which only depends on the mutual distances among the masses. The big difficulty to study relative equilibria on \mathbb{S}^2 , that we call *RE* by short, is the absence of the center of mass as a first integral. We show that the two vanishing components of the angular momentum, for motions on \mathbb{S}^2 , play the same role as the center of mass for motions on the Euclidean plane. From here we obtain that the rotation axis of a *RE* is one of the principal axes of the inertia tensor. Conditions for have *RE* and relations between the shape (given by the arc angles σ_{ij} among the masses) and the configuration (given by the polar angles θ_k and $\phi_i - \phi_j$ in spherical coordinates) are shown. For $n = 3$, we show explicitly the conditions to have Euler and Lagrange *RE* on \mathbb{S}^2 . As an application of our method we study the the equal masses case for the positive curved three body problem where we show the existence of scalene and isosceles Euler *RE* and isosceles Lagrange *RE*.

Keywords Relative equilibria, Euler configurations, Lagrange configurations, the inertia tensor, cotangent potential.

Math. Subject Class 2020: 70F07, 70F10, 70F15

1 Introduction

A relative equilibrium (RE) on the Euclidean plane, is a solution of a system of n -positive point masses, where each mass is rotating uniformly around the center of mass of the system with the same angular velocity. The mutual distances among the masses remain constant along the motion. The masses behave as if they belong to a rigid body. For the classical planar Newtonian 3-body problem, it is well known that there are five classes of relative equilibria, three collinear or Euler RE and two equilateral triangle or Lagrange RE [7, 12]. The configuration of the masses in a RE is called a *central configuration*, we obtain the respective relative equilibrium by taking a particular uniform rotation through the center of mass [18].

When we extend the concept of relative equilibria to the sphere \mathbb{S}^2 , the main problem for its analysis is the absence of the center of mass as a first integral (see for instance [1, 2, 3, 4, 5, 13, 16] and the references therein). In his monograph on relative equilibria for the curved n -body problem [4], F. Diacu wrote *Their absence, however, complicates the study of the problem since many of the standard methods used in the classical case don't apply any more*. At that time, no method was known to determine the axis of rotation for given masses m_k and a shape (the set of arc angles σ_{ij} between the bodies i and j).

The goal of this article is to develop a new geometrical method to study RE on the sphere. To achieve this goal, two questions we asked ourselves were very important:

- i) Is there any first integral that can determine the candidate for the rotation axis for a shape?
- ii) What is the relation between a shape and the rotation axis?

The answer to the first question is yes, the first integral is given by two components of the angular momentum. The answer to the second question is that, the rotation axis is one of the principal axes (the eigenvectors) of the inertia tensor [15]. It is well known in the rigid body problem [8, 9, 10, 15], that if the rotation axis is constant in time then the rotation axis is one of the principal axes of the inertia tensor. Such a rotation axis is called “a permanent axis of rotation” [15]. Since for RE the bodies behave as a rigid body, the inertia tensor is important in its analysis, as we will see ahead in the manuscript. This is the key point to understand RE on the sphere. As far as we know, this is the first time that the analysis of RE is formulated in this context. Our method gives a systematic way to find RE on \mathbb{S}^2 .

After the introduction, the paper is organized as follows: In Section 2 we get the equations of motion for n particles with positive masses moving on \mathbb{S}^2 in spherical coordinates, we also obtain the equations for the angular momentum, which will play a main role in our geometric analysis of the *RE*.

In Section 3 we introduce the geometry of relative equilibria on \mathbb{S}^2 . As in the rigid body problem, we show that if the angular velocity $\omega \neq 0$, then the rotation axis is one of the principal axis of the inertia tensor. We show that two components of the angular momentum can be seen as an extension of the center of mass to the sphere.

A collinear *RE* is a relative equilibrium where the n -bodies are on the same geodesic, if this is not the case we call them, non-collinear *RE*, the only restriction on the masses is that they must be positive. Our results for the collinear case can be generalized to the general n -body problem, but for the non-collinear case the analysis holds just for the case $n = 3$. To avoid complications in the notation, we will restrict our study for both configurations, collinear and non collinear to the case $n = 3$. In reference to the Euclidean case we will call them Eulerian relative equilibria for collinear case (*ERE* by short), and Lagrangian relative equilibria for the non collinear case (*LRE* by short).

The analysis of relative equilibria is naturally separated into two groups *ERE* and *LRE*. In Section 4 we deduce the equations of motion for the *ERE*. We give the necessary and sufficient conditions for a shape to generate an *ERE*, see Theorem 2. The same analysis for the *LRE* is done in Section 5, where we also give the necessary and sufficient conditions for a shape, to generate a *LRE*, see Theorem 3.

In order to have concrete examples to show how our method works, in Section 6, we study the three-body problem on \mathbb{S}^2 with equal masses moving under the influence of the cotangent potential (see for instance [2, 3, 4]). We show some new families of *ERE* and *LRE* in this problem. Finally in Section 7, we summarize our results and state some final remarks.

2 Preliminaries and equations of motion

We use spherical coordinates to describe the n -body problem on \mathbb{S}^2 . First, we introduce the notations that we will use along the paper and compute the angular momentum.

2.1 Notations

The point (X, Y, Z) on \mathbb{S}^2 with radius R is represented by the spherical coordinates (R, θ, ϕ) , that is, $(X, Y, Z) = R(\sin \theta \cos \phi, \sin \theta \sin \phi, \cos \theta)$. The chord length D_{ij} between the points (X_i, Y_i, Z_i) and (X_j, Y_j, Z_j) is given by $D_{ij}^2 = (X_i - X_j)^2 + (Y_i - Y_j)^2 + (Z_i - Z_j)^2 = 2R^2(1 - \cos \theta_i \cos \theta_j - \sin \theta_i \sin \theta_j \cos(\phi_i - \phi_j))$. The arc angle σ_{ij} ($0 \leq \sigma_{ij} \leq \pi$) is equal to the angle between the two points as seen from the center of \mathbb{S}^2 , which is related to D_{ij} by $\sin(\sigma_{ij}/2) = D_{ij}/(2R)$.

From the above, we obtain the relation

$$\cos \sigma_{ij} = \cos \theta_i \cos \theta_j + \sin \theta_i \sin \theta_j \cos(\phi_i - \phi_j). \quad (1)$$

2.2 Equations of motion

The Lagrangian for the n -body problem on \mathbb{S}^2 is given by

$$L = K + V, \quad (2)$$

where $K = R^2 \sum_k \frac{m_k}{2} (\dot{\theta}_k^2 + \sin^2(\theta_k) \dot{\phi}_k^2)$, $V = \sum_{i < j} \frac{m_i m_j}{R} U(\cos \sigma_{ij})$,

here dot on symbols represents time derivative.

For the derivative of the potential U , we use the notation $U'(\cos \sigma_{ij}) = dU(\cos \sigma_{ij})/d(\cos \sigma_{ij})$. We assume that $U'(\cos \sigma_{ij})$ is continuous and has definite sign for all ranges of $\sigma_{ij} \in (0, \pi)$. The sign $U'(\cos \sigma_{ij}) > 0$ stands for attractive force, and < 0 for repulsive force.

The equations of motion are derived from the above Lagrangian through the Euler-Lagrange equations.

Since the Lagrangian is invariant under $SO(3)$ rotation around the centre of \mathbb{S}^2 , the angular momentum $\mathbf{c} = (c_x, c_y, c_z) = \sum_k m_k (X_k, Y_k, Z_k) \times (\dot{X}_k, \dot{Y}_k, \dot{Z}_k)$ is a first integral [3, 4]. Each component is represented as

$$c_x = R^2 \sum_k m_k \left(-\sin(\phi_k) \dot{\theta}_k - \sin(\theta_k) \cos(\theta_k) \cos(\phi_k) \dot{\phi}_k \right), \quad (3)$$

$$c_y = R^2 \sum_k m_k \left(\cos(\phi_k) \dot{\theta}_k - \sin(\theta_k) \cos(\theta_k) \sin(\phi_k) \dot{\phi}_k \right), \quad (4)$$

$$c_z = R^2 \sum_k m_k \sin^2(\theta_k) \dot{\phi}_k. \quad (5)$$

3 Geometry of relative equilibria

A relative equilibrium is a solution of the equations of motion where each mass is rotating uniformly with the same angular velocity, the motion is like

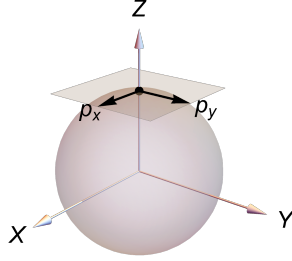


Figure 1: The sphere and the tangent plane at the north pole.

a rigid body. We give a formal definition of relative equilibria on \mathbb{S}^2 in terms of the spherical coordinates.

Definition 1 (Relative equilibrium). *A relative equilibrium on \mathbb{S}^2 is a solution of the equations of motion which satisfies $\dot{\theta}_k = 0$ and $\dot{\phi}_i - \dot{\phi}_j = 0$ or $\phi_k(t) = \phi_k(0) + \omega t$ for all $k = 1, 2, \dots, n$ and all pair (i, j) , with ω constant, if the z -axis is properly chosen in a spherical coordinate system.*

The above definition is coordinate independent. The existence of such z -axis is the condition for the relative equilibrium. Unlike to the Euclidean plane, the RE on \mathbb{S}^2 contain the following special solution.

Definition 2 (Fixed point). *A fixed point is a RE with $\omega = 0$.*

Definition 3 (Collinear and non-collinear). *A collinear RE is a RE where all n -bodies are on the same geodesic. If this is not the case, we call it non-collinear RE . For $n = 3$, a collinear RE is called Eulerian RE (ERE), the non collinear RE are called Lagrangian RE (LRE).*

Before to start our geometrical analysis of the RE on the sphere, we must remember some important facts about the center of mass for the n -body problem in the Euclidean case, whose existence is based on the existence of the integral of the linear momentum, denoted by (p_x, p_y) . Which in turn is based on the translational invariance of the Euclidean plane $(x_k, y_k) \rightarrow (x_k + \delta x, y_k + \delta y)$. This invariance comes from the fact that “there are no special points on the Euclidean plane”. It also has the angular momentum C_z , since “the plane has no special direction”.

The corresponding fact for the sphere is that “there are no any special points or directions on the surface. So, \mathbb{S}^2 has $SO(3)$ rotational invariance, that produces the angular momentum (c_x, c_y, c_z) integral.

To see the relation between the above two integrals, consider a sphere and the tangent plane at the north pole, (See Figure 1).

Consider a region inside the arc length $R\theta$ from the north pole on \mathbb{S}^2 . When the radius of the sphere goes to infinity ($R \rightarrow \infty$) keeping $r = R\theta$, the region will coincides with the circle with radius r on the tangent plane. Thus we reach the following result.

Proposition 1 (Relation between the integrals). *For the limit $R \rightarrow \infty$ keeping $r_k = R\theta_k$ the integrals on \mathbb{S}^2 goes to the integrals on the Euclidean plane, namely $(c_x, c_y)/R \rightarrow (-p_y, p_x)$ and $c_z \rightarrow C_z$.*

Proof. A direct calculation shows that $(c_x, c_y)/R \rightarrow \sum_k m_k \left(-(\dot{r}_k \sin \phi_k + r_k \cos(\phi_k) \dot{\phi}_k), (\dot{r}_k \cos \phi_k - r_k \sin(\phi_k) \dot{\phi}_k) \right) = (-p_y, p_x)$ and $c_z \rightarrow \sum_k m_k r_k^2 \dot{\phi}_k = C_z$. \square

For RE , the following corollary gives the direct relation between c_x, c_y and the center of mass.

Corollary 1. *For a RE , the angular momenta c_x and c_y can be seen as an extension of the center of mass on the plane to the sphere.*

Proof. By Definition 1, for a RE , the angular momentum \mathbf{c} , after the substitution $\dot{\theta}_k = 0$ and $\dot{\phi}_k(t) = \omega$ has the form $\mathbf{c} = (c_x, c_y, c_z) = (0, 0, c_z)$, where

$$\begin{aligned} (c_x, c_y) &= -R^2 \omega \sum_k m_k \sin(\theta_k) \cos(\theta_k) (\cos(\phi_k), \sin(\phi_k)), \\ c_z &= R^2 \omega \sum_k m_k \sin^2(\theta_k). \end{aligned} \quad (6)$$

Therefore, for $R \rightarrow \infty$ keeping $r_k = R\theta_k$ the condition $(c_x, c_y)/R = 0$ goes to $-\omega \sum_k m_k r_k (\cos(\phi_k), \sin(\phi_k)) = 0$ which is the center of mass condition on the Euclidean plane. \square

From here on, for simplicity we take $R = 1$. The condition $(c_x, c_y) = 0$ plays an important role for the analysis of RE on \mathbb{S}^2 , but even more important is the inertia tensor defined as

Definition 4. *The inertia tensor is defined by the matrix*

$$I = \begin{pmatrix} I_{xx} & I_{xy} & I_{xz} \\ I_{yx} & I_{yy} & I_{yz} \\ I_{zx} & I_{zy} & I_{zz} \end{pmatrix}. \quad (7)$$

Where

$$\begin{aligned} I_{xx} &= \sum_k m_k (Y_k^2 + Z_k^2) = \sum_k m_k \left(\cos^2(\theta_k) + \sin^2(\theta_k) \sin^2(\phi_k) \right), \\ I_{yy} &= \sum_k m_k (Z_k^2 + X_k^2) = \sum_k m_k \left(\cos^2(\theta_k) + \sin^2(\theta_k) \cos^2(\phi_k) \right), \\ I_{zz} &= \sum_k m_k (X_k^2 + Y_k^2) = \sum_k m_k \sin^2(\theta_k), \end{aligned} \quad (8)$$

and

$$\begin{aligned} I_{xy} &= I_{yx} = - \sum_k m_k X_k Y_k = - \sum_k m_k \sin^2(\theta_k) \sin \phi_k \cos \phi_k, \\ I_{xz} &= I_{zx} = - \sum_k m_k X_k Z_k = - \sum_k m_k \sin \theta_k \cos \theta_k \cos \phi_k, \\ I_{yz} &= I_{zy} = - \sum_k m_k Y_k Z_k = - \sum_k m_k \sin \theta_k \cos \theta_k \sin \phi_k. \end{aligned} \quad (9)$$

Since I is a symmetric real matrix, it has three real eigenvalues and three mutually orthogonal eigenvectors called principal axes of I .

The inertia tensor I is transformed as a second-order tensor under the rotation of the coordinate axes. Among the rotations, the following expression of I is useful for understanding the three body RE on the sphere \mathbb{S}^2 ,

$$J = \begin{pmatrix} m_2 + m_3 & -\sqrt{m_1 m_2} \cos \sigma_{12} & -\sqrt{m_1 m_3} \cos \sigma_{13} \\ -\sqrt{m_2 m_1} \cos \sigma_{21} & m_3 + m_1 & -\sqrt{m_2 m_3} \cos \sigma_{23} \\ -\sqrt{m_3 m_1} \cos \sigma_{31} & -\sqrt{m_3 m_2} \cos \sigma_{32} & m_1 + m_2 \end{pmatrix}. \quad (10)$$

It was not so easy to obtain the matrix J , to get it, we have used some trigonometric identities and a lot of computations, that we avoid in this manuscript.

Lemma 1. *For the three body problem on \mathbb{S}^2 the matrix J defined by (10) is similar to the inertia tensor I .*

Proof. To show the similarity, we first calculate the characteristic polynomial $P(\lambda)$ of the inertia tensor I . Since this polynomial is rotation invariant, we can choose any spherical coordinate system to get this computation. We take $(\theta_3, \phi_3) = (0, 0)$, $(\theta_1, \phi_1) = (\sigma_{31}, 0)$, and $(\theta_2, \phi_2) = (\sigma_{23}, \alpha)$ (See Figure 2) where

$$\cos \alpha = \frac{\cos \sigma_{12} - \cos \sigma_{31} \cos \sigma_{23}}{\sin \sigma_{31} \sin \sigma_{23}}.$$

Using the above coordinate system, a direct computation yields

$$\begin{aligned} P(\lambda) &= \left(\lambda - (m_1 + m_2) \right) \left(\lambda - (m_2 + m_3) \right) \left(\lambda - (m_3 + m_1) \right) \\ &\quad - \left(\lambda - (m_1 + m_2) \right) m_1 m_2 \cos^2(\sigma_{12}) - \left(\lambda - (m_2 + m_3) \right) m_2 m_3 \cos^2(\sigma_{23}) \\ &\quad - \left(\lambda - (m_3 + m_1) \right) m_3 m_1 \cos^2(\sigma_{31}) + 2m_1 m_2 m_3 \cos \sigma_{12} \cos \sigma_{23} \cos \sigma_{31}. \end{aligned}$$

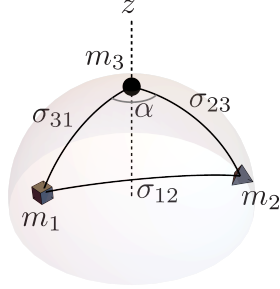


Figure 2: The triangle with σ_{ij} is placed to the temporal position $(\theta_3, \phi_3) = (0, 0)$, $(\theta_1, \phi_1) = (\sigma_{31}, 0)$ and $(\theta_2, \phi_2) = (\sigma_{23}, \alpha)$. The cube, tetrahedron, and ball represent m_1 , m_2 , and m_3 respectively. We will continue using this convention in the next figures.

We can verify easily that the characteristic polynomial for J , has exactly the same expression as above. Since both I and J are real symmetric matrices and they have the same characteristic polynomial, they must be similar matrices. This finish the proof of Lemma 1. \square

The difference between I and J is the coordinate system for the same shape σ_{ij} . In other words, the matrix J is an expression for the inertia tensor I .

In the following, we will use I in the equations (7, 8, 9) for the generic expression of the inertia tensor that depends on the choice of the coordinate system, and J in equation (10) for the fixed expression.

A direct calculation yields the following identity: For the column vector $v = (\sqrt{m_1} \cos \theta_1, \sqrt{m_2} \cos \theta_2, \sqrt{m_3} \cos \theta_3)^T$,

$$v^T J v = \left(\sum_{\ell=1,2,3} m_\ell \cos^2(\theta_\ell) \right) \left(\sum_{\ell=1,2,3} m_\ell \sin^2(\theta_\ell) \right) - (I_{xz}^2 + I_{yz}^2), \quad (11)$$

where $(^T)$ represents the transpose.

Lemma 2. *The following three statements are equivalent.*

S1: The z -axis is one of the principal axis of I .

S2: $I_{xz} = I_{yz} = 0$.

S3: $\Psi_\theta = (\sqrt{m_1} \cos \theta_1, \sqrt{m_2} \cos \theta_2, \sqrt{m_3} \cos \theta_3)^T / \sqrt{\sum_{\ell=1,2,3} m_\ell \cos^2(\theta_\ell)}$ is the eigenvector of J that belongs to the eigenvalue $\lambda = \sum_{\ell=1,2,3} m_\ell \sin^2(\theta_\ell)$.

Proof of the equivalence of S1 and S2: Let $e_z = (0, 0, 1)$. Then $Ie_z = (I_{xz}, I_{yz}, I_{zz})$. Therefore $Ie_z = \lambda e_z$ is equivalent to $I_{xz} = I_{yz} = 0$. \square

Proof of the equivalence of S2 and S3: The condition $I_{xz} = I_{yz} = 0$ has the following alternative expression,

$$\sum_{i=1,2,3} m_i \sin(\theta_i) \cos(\theta_i) (\cos(\phi_k - \phi_i), \sin(\phi_k - \phi_i)) = 0. \quad (12)$$

A direct calculation with (12) yields $J\Psi_\theta = \left(\sum_{\ell=1,2,3} m_\ell \sin^2(\theta_\ell)\right) \Psi_\theta$.

Inversely, if S3 is true then $\Psi_\theta^T J\Psi_\theta = \sum_{\ell=1,2,3} m_\ell \sin^2(\theta_\ell)$, because $\Psi_\theta^T \Psi_\theta = 1$. From the identity (11), we obtain $I_{xz} = I_{yz} = 0$. \square

Remark 1. *The above equivalences are not affected by the possible degeneracy of the inertia tensor.*

Remark 2. *For S3: Since the eigenvalue is $\lambda = M - \sum_{\ell} m_\ell \cos^2(\theta_\ell)$, $M = \sum_{\ell} m_\ell$, the angles $\cos \theta_k$ are determined uniquely by*

$$(\sqrt{m_1} \cos \theta_1, \sqrt{m_2} \cos \theta_2, \sqrt{m_3} \cos \theta_3)^T = \sqrt{M - \lambda} \Psi_\theta. \quad (13)$$

Now the following result is obvious.

Theorem 1 (Principal axis). *Assuming that $\omega \neq 0$, the rotation axis in Definition 1 is one of the principal axis of the inertia tensor [15].*

Proof. For $\omega \neq 0$, $c_x = c_y = 0$ is equivalent to $I_{xz} = I_{yz} = 0$. Then Lemma 2 gives the proof. \square

4 Eulerian relative equilibrium

Most of the results described in this section can be generalized to the collinear n -body problem. In order to clarify the proofs we will restrict our analysis to the case $n = 3$.

4.1 Geometry for the Eulerian relative equilibrium (ERE)

We start with the following proposition.

Proposition 2. *Taking the rotation axis as the z -axis, there are just two kinds of collinear RE. All bodies are on the equator or they are on a rotating meridian.*

Proof. Take the coordinate system $\xi\eta\zeta$ to avoid a possible confusion with the xyz system in the statement of the Proposition. Let the masses are on the $\eta = 0$ plane. Then $I_{\xi\eta} = I_{\eta\zeta} = 0$ and the inertia tensor has the form

$$I = \begin{pmatrix} I_{\xi\xi} & 0 & I_{\xi\zeta} \\ 0 & M & 0 \\ I_{\zeta\xi} & 0 & I_{\zeta\zeta} \end{pmatrix}, \quad \text{where } M = \sum_{\ell} m_{\ell}. \quad (14)$$

Then the obvious eigenvector is $e_{\eta} = (0, 1, 0)$ which belongs to the eigenvalue $\lambda = M$. Taking this eigenvector to indicate the z -axis, all bodies are on the equator.

The other eigenvectors are on the plane $\eta = 0$. Taking the rotation axis in this plane, all bodies are on a rotating meridian. \square

The above result was first proved just for the cotangent potential in [6].

For the case when the bodies are on the equator, $\theta_k = \pi/2$ for all k , and then the relations between the shape variables and the configuration variables are trivial, actually only the shape variables σ_{ij} have sense. For this reason our method does not contribute anything new, we can find the RE by using elementary trigonometric elements see for instance [4, 6]. We omit these kind of RE in this paper (see for instance [11, 14] where for the cotangent potential, even the stability of these RE are studied).

For the case when the bodies are on a rotating meridian, it is convenient to enlarge the range of θ_k to $-\pi \leq \theta_k \leq \pi$ with $\phi_k = 0$. The condition $I_{xz} = I_{yz} = 0$ is reduced to $\sum_{\ell} m_{\ell} \sin(2\theta_{\ell}) = 0$ which is equivalent to diagonalize the two by two matrix

$$I_2 = \begin{pmatrix} \sum_{\ell} m_{\ell} \cos^2(\theta_{\ell}) & -\sum_{\ell} m_{\ell} \sin \theta_{\ell} \cos \theta_{\ell} \\ -\sum_{\ell} m_{\ell} \sin \theta_{\ell} \cos \theta_{\ell} & \sum_{\ell} m_{\ell} \sin^2(\theta_{\ell}) \end{pmatrix}. \quad (15)$$

The characteristic polynomial for I_2 is

$$p(\lambda) = \det(\lambda - I_2) = \lambda^2 - M\lambda + \sum_{i < j} m_i m_j \sin^2(\theta_{ij}),$$

where

$$\theta_{ij} = \theta_i - \theta_j. \quad (16)$$

The discriminant D for $p(\lambda) = 0$ is

$$D = \sum_{\ell} m_{\ell}^2 + 2 \sum_{i < j} m_i m_j \cos(2\theta_{ij}). \quad (17)$$

If $D \neq 0$, the matrix I_2 has two distinct eigenvectors. Therefore, by Lemma 2, the z -axis is determined to be one of the two eigenvectors. So,

the angle θ_k can be determined. Using the equation (1), we obtain $\cos \sigma_{ij} = \cos \theta_{ij}$, that is, θ_{ij} are the shape variables in this case. We obtain the following lemma.

Lemma 3. *For a collinear RE on a rotating meridian, if $D \neq 0$, then the formulae between the configuration variables θ_i and the shape variables $\theta_{ij} = \theta_i - \theta_j$ are given by*

$$(\cos(2\theta_i), \sin(2\theta_i)) = sA^{-1} \sum_{j=1,2,3} m_j (\cos(2\theta_{ij}), \sin(2\theta_{ij})), \text{ for } i = 1, 2, 3 \quad (18)$$

where $s = \pm 1$ and $A = \sqrt{D}$.

Proof. If $A \neq 0$, the equation $0 = \sum_k m_k \sin(2\theta_k) = \sum_k m_k \sin(2(\theta_1 + \theta_{k1}))$ has two solutions

$$\begin{aligned} \cos(2\theta_1) &= sA^{-1} \left(m_1 + m_2 \cos(2(\theta_1 - \theta_2)) + m_3 \cos(2(\theta_1 - \theta_3)) \right), \\ \sin(2\theta_1) &= sA^{-1} \left(m_2 \sin(2(\theta_1 - \theta_2)) + m_3 \sin(2(\theta_1 - \theta_3)) \right), \end{aligned} \quad (19)$$

where $s = \pm 1$. The other angles θ_k are determined by $\theta_k = \theta_1 + \theta_{k1}$. \square

Remark 3. *The existence of two branches given for $s = \pm 1$ corresponds to the existence of two principal axes for I_2 . We will show that the equations of motion determine the sign of s .*

Lemma 4. *For a collinear RE on a rotating meridian, the shapes that give $D = 0$ are restricted to satisfy*

$$m_1 + m_2 \cos(2\theta_{12}) + m_3 \cos(2\theta_{13}) = 0, \quad m_2 \sin(2\theta_{12}) + m_3 \sin(2\theta_{13}) = 0. \quad (20)$$

Or, equivalently $\sum_\ell m_\ell \cos(2\theta_\ell) = \sum_\ell m_\ell \sin(2\theta_\ell) = 0$. Therefore, the masses must satisfy the triangle inequalities $m_k \leq m_i + m_j$ for $(i, j, k) = (1, 2, 3), (2, 3, 1), (3, 1, 2)$.

Proof. Since $D = \left(m_1 + m_2 \cos(2\theta_{12}) + m_3 \cos(2\theta_{13}) \right)^2 + \left(m_2 \sin(2\theta_{12}) + m_3 \sin(2\theta_{13}) \right)^2$, (20) is obvious. Then, the other parts follows. \square

From now on, the above cyclic expression will be expressed by $(i, j, k) \in cr(1, 2, 3)$.

4.2 Equations of motion for ERE on a rotating meridian

Since in this case $\sin(\phi_i - \phi_j) = 0$ for all pair (i, j) , we do $\phi_k = \omega t$, then the equations of motion for $n = 3$ on a rotating meridian are given by

$$\frac{\omega^2}{2} m_k \sin(2\theta_k) = m_k \sum_{j \neq k} m_j \sin(\theta_k - \theta_j) U'(\cos(\theta_k - \theta_j)). \quad (21)$$

Proposition 3. *If $A \neq 0$, the equations of motion for ERE are equivalent to the following equations,*

$$\begin{aligned} & m_1 m_2 \left(s \frac{\omega^2}{2A} \sin(2(\theta_1 - \theta_2)) - \sin(\theta_1 - \theta_2) U'(\cos(\theta_1 - \theta_2)) \right) \\ &= m_2 m_3 \left(s \frac{\omega^2}{2A} \sin(2(\theta_2 - \theta_3)) - \sin(\theta_2 - \theta_3) U'(\cos(\theta_2 - \theta_3)) \right) \quad (22) \\ &= m_3 m_1 \left(s \frac{\omega^2}{2A} \sin(2(\theta_3 - \theta_1)) - \sin(\theta_3 - \theta_1) U'(\cos(\theta_3 - \theta_1)) \right). \end{aligned}$$

Proof. Using the formulae (18) between θ_k and $\theta_i - \theta_j$ given in Lemma 3 when $A \neq 0$ we obtain the result. \square

Now we define the useful expressions

$$F_{ij} = m_i m_j \sin(\theta_i - \theta_j) U'(\cos \theta_{ij}), \quad G_{ij} = m_i m_j \sin(2(\theta_i - \theta_j)). \quad (23)$$

Then, the equations of motion (22) can be written in a compact form as

$$s \frac{\omega^2}{2A} (G_{ij} - G_{jk}) = F_{ij} - F_{jk} \quad \text{for } (i, j, k) \in cr(1, 2, 3). \quad (24)$$

Theorem 2 (Condition for a shape). *If $A \neq 0$,*

$$\det = \begin{vmatrix} G_{12} - G_{23} & G_{31} - G_{12} \\ F_{12} - F_{23} & F_{31} - F_{12} \end{vmatrix} = 0 \quad (25)$$

is a necessary and sufficient condition for a shape to satisfy the equations of motion (22), and then to generate an ERE .

Proof. If equations (24) are satisfied, then $\det = 0$ is obvious.

Inversely, if $\det = 0$, then there are two cases. The first case is when all elements of the matrix are zero. For this case, the equations of motion (24) are trivially satisfied and ω is undetermined.

The second case is when at least one of the elements of the matrix is not zero. For example, let $G_{12} - G_{23} \neq 0$. We define $s\omega^2$ by $s\omega^2/(2A) = (F_{12} - F_{23})/(G_{12} - G_{23})$.

Then, $\det = 0$ yields $s\omega^2/(2A)(G_{31} - G_{12}) = F_{31} - F_{12}$. Thus the equations (24) are satisfied. Similarly, all other cases satisfy the equations (24). \square

Remark 4. *As shown in the previous example, the sign of $(F_{12}-F_{23})/(G_{12}-G_{23})$ determines s . Namely, the equations of motion determine s . If this value is zero, then $\omega = 0$ and the ERE is a fixed point.*

Note that the above equations only depend of the masses and the arc length among the bodies, that is, they are free from the choice of the rotation axis and are the conditions for the shape.

Our method consists in obtain the conditions for a shape that satisfies the equations of motion and then, applying the formulas (19) obtain the corresponding relative equilibria.

We finish this subsection by setting the following two corollaries.

Corollary 2 (Equilateral RE on a rotating meridian). *For any three masses, the equilateral triangle $\theta_1 - \theta_2 = \theta_2 - \theta_3 = \theta_3 - \theta_1 = 2\pi/3$ generates a RE on a rotating meridian.*

Proof. For this shape, $A^2 = \sum_{i<j} (m_i - m_j)^2/2$. If $m_1 = m_2 = m_3$ then $A = 0$, the equations of motion (21) are satisfied with $\omega = 0$, the RE is a fixed point. For the others cases $A \neq 0$. Then the expressions in the three parentheses of equation (22) are zero by taking $s\omega^2/(2A) = -U'(-1/2)$. An alternative proof for the non-equal masses case is obtained by using (18). We get $\sin(2\theta_k) = -s\sqrt{3}(m_i - m_j)/(2A)$, and we can verify easily that they satisfy equation (21). \square

Corollary 3. *If a shape on a rotating meridian generates a RE for an attractive potential U , then the same shape generates a RE for the repulsive potential $-U$. The corresponding two configurations differ only by an overall angle of 90 degrees, if not, it is a fixed point.*

Proof. If we change the potential U (attractive) to $-U$ (repulsive), the $F_{ij} - F_{jk}$ change their sign, and the equalities are satisfied by simply changing $s \rightarrow -s$ which produces $\theta_k \rightarrow \theta_k + \pi/2$. \square

5 Lagrangian relative equilibrium

5.1 Geometry for the Lagrangian relative equilibrium

For the n -body problem on \mathbb{S}^2 , using the Theorem 1, we can determine the candidate for the rotation axis for given masses m_k and shape σ_{ij} by computing the principal axes.

In this section we will see that, in the three body problem, the equations of motion determine the special principal axis for the rotation axis among all possible candidates.

5.2 Equations of motion for LRE

We start by giving the equations of motion for LRE . From the Lagrangian of the system (2), since $p_{\phi_k} = \omega m_k \sin^2 \theta_k$ is constant, the equations of ϕ_k for a LRE are reduced to $\partial V / \partial \phi_k = 0$, they are given by

$$\begin{aligned} & m_1 m_2 U'(\cos \sigma_{12}) \sin \theta_1 \sin \theta_2 \sin(\phi_1 - \phi_2) \\ &= m_2 m_3 U'(\cos \sigma_{23}) \sin \theta_2 \sin \theta_3 \sin(\phi_2 - \phi_3) \\ &= m_3 m_1 U'(\cos \sigma_{31}) \sin \theta_3 \sin \theta_1 \sin(\phi_3 - \phi_1). \end{aligned} \quad (26)$$

Analogously, since $\ddot{\theta}_k = 0$, from the Lagrangian we obtain the equations of motion of θ_k for a LRE :

$$\begin{aligned} & \omega^2 m_i \sin \theta_i \cos \theta_i \\ &= \sum_{j \neq i} m_i m_j U'(\cos \sigma_{ij}) \left(\sin \theta_i \cos \theta_j - \cos \theta_i \sin \theta_j \cos(\phi_i - \phi_j) \right). \end{aligned} \quad (27)$$

Once we have the equations of motion for the LRE , the next question is: what are the conditions to have a LRE ?

Proposition 4. *The conditions to have a LRE are*

$$\sin \theta_k \neq 0 \text{ and } \sin(\phi_i - \phi_j) \neq 0 \text{ for all } k \text{ and all pair } i, j, \quad (28)$$

$$U'(\cos \sigma_{12}) \cos \theta_3 = U'(\cos \sigma_{23}) \cos \theta_1 = U'(\cos \sigma_{31}) \cos \theta_2 \neq 0, \text{ and} \quad (29)$$

$$\cos \theta_k \neq 0 \text{ for all } k. \quad (30)$$

Proof. From (26), since we are assuming $U'(\cos \sigma_{ij})$ has definite sign for all i, j , then if $\sin \theta_i \sin \theta_j \sin(\phi_i - \phi_j) = 0$ for one pair (i, j) , then the same happen for the others (i, j) which implies that the three bodies must be on the same meridian. Therefore, by the definition of LRE , we obtain (28).

Now, by the definition of spherical coordinates $\sin \theta_k > 0$, and using again that $U'(\cos \sigma_{ij})$ has definite sign, we obtain that all $\sin(\phi_i - \phi_j)$ must have the same sign. If one configuration with

$$\sin(\phi_i - \phi_j) < 0 \quad \text{for} \quad (i, j) \in (1, 2), (2, 3), (3, 1), \quad (31)$$

satisfies (26) and (27), then the configuration that has opposite orientation, that is $(\phi_i - \phi_j) \rightarrow -(\phi_i - \phi_j)$ and $\sin(\phi_i - \phi_j) > 0$ also satisfies (26) and (27). For concreteness, we assume (31) in the following.

Multiplying by $\cos(\theta_3)$ both sides of the first and the second expressions in equation (26), we obtain

$$\begin{aligned} & m_1 m_2 U'(\cos \sigma_{12}) \sin \theta_1 \sin \theta_2 \sin(\phi_1 - \phi_2) \cos \theta_3 \\ & = m_2 U'(\cos \sigma_{23}) \sin \theta_2 (m_3 \sin \theta_3 \cos \theta_3 \sin(\phi_2 - \phi_3)) \\ & = m_2 U'(\cos \sigma_{23}) \sin \theta_2 (m_1 \sin \theta_1 \cos \theta_1 \sin(\phi_1 - \phi_2)). \end{aligned}$$

To get the last line, we have used (12) for $k = 2$. Dividing the first and the last line by $m_1 m_2 \sin \theta_1 \sin \theta_2 \sin(\phi_1 - \phi_2) \neq 0$, we obtain $U'(\cos \sigma_{12}) \cos \theta_3 = U'(\cos \sigma_{23}) \cos \theta_1$. Similarly, we obtain, the last part of equation (29).

Again, if one $\cos \theta_k = 0$, then all $\cos \theta_k$ must be zero since $U'(\cos \sigma_{ij}) \neq 0$ and then the configuration is a collinear configuration on the Equator. Therefore, for the *LRE* we must have $\cos \theta_k \neq 0$. Then by using similar arguments as above, the common value in (29) is not zero. This finishes the proof of Proposition 4. \square

Corollary 4. *The three bodies for LRE are all on the northern hemisphere or all on the southern hemisphere.*

Proof. Since we are assuming that $U'(\cos \sigma_{ij})$ has the same sign for all (i, j) , we obtain that the three quantities $\cos \theta_k$ must have the same sign. \square

Again, if a configuration with

$$\cos \theta_k > 0 \quad \text{for all} \quad k = 1, 2, 3, \quad (32)$$

satisfies the equations of motion (26) and (27), then the configuration with $\theta_k \rightarrow \pi - \theta_k$ that has $\cos \theta_k < 0$ also satisfies the same equations. For concreteness, we assume (32) in the following.

Remark 5. *The choice $\cos \theta_k > 0$ for all $k = 1, 2, 3$ joint with the fact that $\sin \phi_{ij}$ has the same sign for $(i, j) \in (1, 2), (2, 3), (3, 1)$ means that the north pole is inside of the smaller region surrounded by the minor geodesics connecting the three bodies. See Figures 6 and 7.*

Remark 6. *Corresponding to the choice of the sign for $\cos \theta_k$ and $\sin(\phi_i - \phi_j)$, there are four LRE with the same arc angles σ_{ij} .*

Before proceeding further, we explain why the solution in (29) deserves the name ‘‘Lagrangian’’, of course for this, we have to consider the size of the sphere \mathbb{S}^2 measured for its radius R . Consider the Euclidean limit near the North Pole, $R \rightarrow \infty$ with $r_k = R\theta_k$ finite. Then $\cos \theta_k = 1 + O(R^{-2})$. Therefore for this limit, $U'(\cos \sigma_{12}) \simeq U'(\cos \sigma_{23}) \simeq U'(\cos \sigma_{31})$, namely $\sigma_{12} \simeq \sigma_{23} \simeq \sigma_{31}$, that is the equilateral triangle neglecting $O(R^{-2})$ terms. So, it deserves the name ‘‘Lagrangian’’.

Now we give an equivalent system of equations of motion for LRE.

Proposition 5. *The equations of motion for LRE are equivalent to*

$$\frac{U'(\cos \sigma_{12})}{\cos \theta_1 \cos \theta_2} = \frac{U'(\cos \sigma_{23})}{\cos \theta_2 \cos \theta_3} = \frac{U'(\cos \sigma_{31})}{\cos \theta_3 \cos \theta_1} = \frac{\omega^2}{\sum_k m_k \cos^2 \theta_k}. \quad (33)$$

Proof. By the equation (29), let $U'(\cos \sigma_{ij}) = \gamma \cos \theta_i \cos \theta_j$ with common function γ . Substituting this into the equations of motion (27), we obtain the value $\gamma = \omega^2 / (\sum_k m_k \cos^2 \theta_k)$.

The inverse is immediate. \square

We have seen in Theorem 1 that the rotation axis for the LRE is one of the three principal axes of the matrix J , the next result tells us whom is exactly the rotation axis.

Proposition 6. *The rotation axis for a LRE is the eigenvector Ψ_L of J which is given by*

$$\Psi_L = \left(\frac{\sqrt{m_1}}{U'(\cos \sigma_{23})}, \frac{\sqrt{m_2}}{U'(\cos \sigma_{31})}, \frac{\sqrt{m_3}}{U'(\cos \sigma_{12})} \right) / \left(\sum m_k / (U'(\cos \sigma_{ij}))^2 \right)^{1/2}, \quad (34)$$

where the sum runs for $(i, j, k) \in cr(1, 2, 3)$.

Proof. By equation (29), $\cos \theta_k = \delta / U'(\cos \sigma_{ij})$, with $\delta \neq 0$. Thus, the normalized eigenvector Ψ_θ in Lemma 2 is given by equation (34). \square

Remark 7. *Even when J is degenerated, the equations of motion determine the rotation axis. For example for the case $m_k = m$ and $\sigma_{ij} = \pi/2$, J is $2m$ times the identity matrix. Therefore, any direction is a principal axis of J . But, Proposition 6 states that the equations of motion determine $\Psi_L = (1, 1, 1) / \sqrt{3}$ for the rotation axis.*

Corollary 5. *For a LRE the angular velocity ω is given by*

$$\omega^2 = U'(\cos \sigma_{12})U'(\cos \sigma_{23})U'(\cos \sigma_{31}) \left(\sum m_k / (U'(\cos \sigma_{ij}))^2 \right)^{1/2}. \quad (35)$$

Proof. The equation (33) and $\Psi_\theta = \Psi_L$ yields this expression. \square

Now, we have the elements to give the condition to obtain a LRE from a shape.

Theorem 3. *The necessary and sufficient condition for a shape given by σ_{ij} to form a LRE is that the matrix J has the eigenvector Ψ_L given by (34).*

Proof. The necessity was already shown in Proposition 6.

Inversely, if the eigenvector is given by the equation (34), take this eigenvector as the direction for the z -axis. Then Lemma 2 (S1 \Rightarrow S3) ensures that Ψ_θ is also the eigenvector of J . Therefore $\Psi_\theta = \Psi_L$ and the eigenvalue is equal to $\sum_\ell m_\ell \sin^2(\theta_\ell)$ which is identified as $\lambda = \Psi_L^T J \Psi_L$. Then the quantities $\cos \theta_k$ are uniquely determined by (13) as

$$\cos \theta_k = \sqrt{(M - \lambda)} / \left(U'(\cos \sigma_{ij}) \sqrt{\sum_{i'j'k'} m_{k'} / (U'(\cos \sigma_{i'j'}))^2} \right). \quad (36)$$

Now, let ω^2 be equal to the value in (35). Then, we can verify easily that equations (33) are satisfied. \square

Remark 8. *As shown above, if σ_{ij} turns out to be able to form LRE, $\cos \theta_k$ and ω^2 are uniquely determined by σ_{ij} . Then, $\phi_i - \phi_j$ are also determined by (1) and (31). Thus, one LRE is determined. Of course, there are another three LRE that have the same σ_{ij} corresponding to the choice of the sign of $\sin(\phi_i - \phi_j)$ and $\cos \theta_k$.*

Before closing this section, we give two corollaries and a rather trivial proposition.

Corollary 6 (Equilateral LRE requires equal masses). *An equilateral triangle is a LRE if and only if the masses are equal and the angles θ_k are equal [3].*

Proof. Let $\sigma = \sigma_{12} = \sigma_{23} = \sigma_{31}$. By equation (29) we have $\cos \theta_1 = \cos \theta_2 = \cos \theta_3$. Therefore, the matrix J has the eigenvector $(\sqrt{m_1}, \sqrt{m_2}, \sqrt{m_3})$, that is

$$\begin{pmatrix} m_2 + m_3 & -\sqrt{m_1 m_2} \cos \sigma & -\sqrt{m_1 m_3} \cos \sigma \\ -\sqrt{m_2 m_1} \cos \sigma & m_3 + m_1 & -\sqrt{m_2 m_3} \cos \sigma \\ -\sqrt{m_3 m_1} \cos \sigma & -\sqrt{m_3 m_2} \cos \sigma & m_1 + m_2 \end{pmatrix} \begin{pmatrix} \sqrt{m_1} \\ \sqrt{m_2} \\ \sqrt{m_3} \end{pmatrix} = \lambda \begin{pmatrix} \sqrt{m_1} \\ \sqrt{m_2} \\ \sqrt{m_3} \end{pmatrix}.$$

This equation reduces to

$$\lambda = (m_1 + m_2)(\cos \sigma - 1) = (m_2 + m_3)(\cos \sigma - 1) = (m_3 + m_1)(\cos \sigma - 1),$$

which means that $m_1 = m_2 = m_3$ because $\cos \sigma \neq 1$. \square

Corollary 7. *There are no LRE on \mathbb{S}^2 for any repulsive force.*

Proof. Since $U'(\cos \sigma_{ij}) < 0$ for any repulsive force, it can not satisfy equation (35). \square

Proposition 7. *There are no fixed point LRE.*

Proof. Consider a shape given by σ_{ij} . Take one of the eigenvectors of J for the z -axis. Then $I_{xz} = I_{yz} = 0$ is satisfied. From here, equation (33) must be satisfied for the shape to form a LRE for one of the eigenvectors. However, this equation cannot be satisfied by $\omega = 0$ and $U'(\cos \sigma_{ij}) \neq 0$. \square

6 Equal masses 3-body RE on \mathbb{S}^2 under the cotangent potential

The three body problem on \mathbb{S}^2 under the cotangent potential is the natural extension of the Newtonian three body problem to the sphere [2, 4].

The cotangent potential and its derivative are given by [3]

$$U(\cos \sigma_{ij}) = \frac{\cos \sigma_{ij}}{\sqrt{1 - \cos^2(\sigma_{ij})}}, \quad U'(\cos \sigma_{ij}) = \frac{1}{\sin^3(\sigma_{ij})}.$$

Since $U'(\cos \sigma_{ij}) > 0$, this potential produces the attractive force among the masses. In this section we only consider the equal masses case $m_k = m$.

The reason why we decided to include this problem in the paper is by one hand, to show how our method is easy to apply and allow us to find new families of relative equilibria. By the other hand, since this problem has been widely studied in the last years (see for instance [4, 5, 3, 17] and the references therein), we can compare the results that we obtain with the results obtained by other authors using different approaches. In a forthcoming paper we will present several new families of relative equilibria for this problem, for now we only show briefly the equal masses case.

6.1 Euler relative equilibria

Equal masses *ERE* are completely determined by our method. We will show that there are scalene and isosceles *ERE*.

Since we extended the range of θ_k to $-\pi \leq \theta_k \leq \pi$, U' should be written by $U'(\cos \theta_{ij}) = 1/|\sin^3 \theta_{ij}|$. We write $a = \theta_{21}$ and $x = \theta_{31}$. Without loss of generality, we can restrict $0 < a < \pi$ and $-\pi < x < \pi$. The discriminant is $D = A^2 = 3 + 2(\cos(2a) + \cos(2x) + \cos(2(x - a)))$.

6.1.1 The degenerated case

The degenerated case $A = 0$ is realized by $\cos(2a) = \cos(2x) = -1/2$ and $\sin(2a) + \sin(2x) = 0$. The solutions are the following.

1. The equilateral triangle: $a = 2\pi/3$ and $x = -2\pi/3$.
2. Isosceles triangles with equal angles $\pi/3$. Namely, $(a, x) = (\pi/3, 2\pi/3)$, $(\pi/3, -\pi/3)$, and $(2\pi/3, \pi/3)$.

For the first shape, the equations of motion are satisfied if and only if $\omega = 0$. Namely, this shape describes the fixed pint.

For the second shapes, the equations of motion determine uniquely θ_k and ω . For example, for $(a, x) = (2\pi/3, \pi/3)$, the equations of motion determine $\theta_3 = 0$, $\theta_2 = -\theta_1 = \pi/3$, and $\omega^2 = 16/(3\sqrt{3})$.

6.1.2 Non-degenerated case

For the cases $A \neq 0$, the condition for the shape to form an *ERE* is

$$\det = \frac{g}{(\sin x |\sin x|)(\sin a |\sin a|)(\sin(x - a) |\sin(x - a)|)} = 0, \quad \text{where}$$

$$g = \sin(x) |\sin(x)| \left(\sin(2x) + \sin(2a) \right) \left(\sin(x - a) |\sin(x - a)| - \sin a |\sin a| \right) \\ - \sin(x - a) |\sin(x - a)| \left(\sin(2a) - \sin(2(x - a)) \right) \left(\sin a |\sin a| + \sin x |\sin x| \right).$$

The contour $\det = 0$ is shown in Figure 3. The curve represents the scalene triangle *ERE* where all $|\theta_{ij}|$ are different, and the straight lines represent the isosceles triangle *ERE*. The equations $\det = 0$ and $g = 0$ are invariant for the exchange $a \leftrightarrow x$, or $a \rightarrow -a$ and $x \rightarrow x - a$. These invariances are induced by the exchange of masses.

For the scalene triangle, the curve in the region $-a/2 < y = x - a/2 < a/2$ is represented by

$$\cos(2y) = \cos(a) + \frac{\sin^2(a)}{\cos(a)} \left(\cos(2a) + \sqrt{\cos^2(2a) - 4\cos(2a) - 4} \right). \quad (37)$$

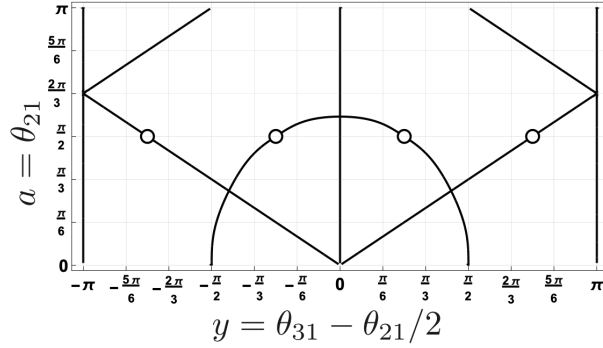


Figure 3: The contour for $\det = 0$. The vertical and horizontal axes represent $a = \theta_{21}$ and $y = \theta_{31} - \theta_{21}/2 = x - a/2$ respectively. Two vertical lines $y = \pm\pi$ represent the same line. The curve and the straight lines represent scalene and isosceles triangle ERE respectively. The four points $(y, a) = (\pm\pi/4, \pi/2), (\pm 3\pi/4, \pi/2)$ are excluded. The point $(y, a) = (\pm\pi, 2\pi/3)$ represents the equilateral triangle which is the fixed point.

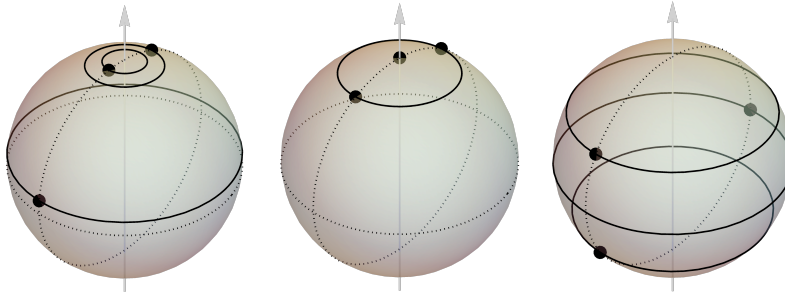


Figure 4: Three typical ERE on a rotating meridian. Left: A scalene configuration, where three arc angles between bodies are different. Middle: An isosceles configuration with two equal arc angles θ are smaller than $2\pi/3$ and $\theta \neq \pi/2$, in this case the middle mass must be at one of the poles. Right: An isosceles configuration with $2\pi/3 < \theta < \pi$, in this case the middle mass must rotate on the equator.

Let a_ℓ be the largest angle of $|\theta_{ij}|$. The curve for scalene triangle appears when a_ℓ satisfies $\pi/2 < a_\ell < a_c = 1.8124\dots$, where a_c is the solution of equation (37) for $y = 0$. Namely,

$$\cos(a_c) = -1 + 2^{-1} \left(\left(1 + 9^{-1}\sqrt{78}\right)^{1/3} + \left(1 - 9^{-1}\sqrt{78}\right)^{1/3} \right).$$

Since $\pi/2 < a_\ell$, the longest arc length Ra_ℓ goes to infinity for $R \rightarrow \infty$. Therefore, the scalene triangle ERE has no Euclidean limit.

We can solve explicitly the scalene ERE in $-a/2 < y < a/2$ for given $\cos a$ using (37) and usual trigonometric computations. The solutions for the other regions are given by the symmetry mentioned above.

For the isosceles triangles, we take m_3 at the mid point between m_1 and m_2 with $\theta = \theta_2 - \theta_3 = \theta_3 - \theta_1$, $0 < \theta < \pi$. We can show that

i) $\theta_3 = 0 \pmod{\pi}$, $\omega^2 = +f(\theta)$ for $\theta \in (0, 2\pi/3) \setminus \{\pi/2\}$,

ii) θ_3 is arbitrary and $\omega^2 = 0$ for $\theta = 2\pi/3$,

iii) $\theta_3 = \pi/2 \pmod{\pi}$, $\omega^2 = -f(\theta)$ for $\theta \in (2\pi/3, \pi)$.

Where $f(\theta) = 2(1/|\sin(2\theta)|^3 + 1/(\sin^2(\theta)\sin(2\theta)))$. See Figure 4.

6.2 The Lagrange relative equilibria

Finally we consider LRE for equal masses case. The condition for the shape σ_{ij} to form LRE , $J\Psi_L = \lambda\Psi_L$ is

$$2 - \lambda/m = \frac{\cos(\sigma_{jk}) \sin^3(\sigma_{ki}) + \sin^3(\sigma_{jk}) \cos(\sigma_{ki})}{\sin^3(\sigma_{ij})}, \quad (38)$$

for $(i, j, k) \in cr(1, 2, 3)$.

Our numerical calculations suggest that there are no scalene triangles solutions for this equation. However, further investigations are needed to prove this statement.

Let us proceed to the analysis of the isosceles triangles LRE . Let be $\sigma_{23} = \sigma_{31} = \sigma$. Then, equation (38) is reduced to

$$q(\sigma, \sigma_{12}) = \cos \sigma (2 \sin^6(\sigma) - \sin^6(\sigma_{12})) - \sin^3(\sigma) \cos(\sigma_{12}) \sin^3(\sigma_{12}) = 0. \quad (39)$$

The graphical representation of this equation is shown in Figure 5.

It is obvious that if (σ, σ_{12}) is a solution of $q(\sigma, \sigma_{12}) = 0$, then $(\pi - \sigma, \pi - \sigma_{12})$ is also a solution. Namely, $q(\sigma, \sigma_{12}) = 0$ is point symmetric around $(\sigma, \sigma_{12}) = (\pi/2, \pi/2)$. Since $U'(\cos \sigma_{ij}) = 1/\sin^3(\sigma_{ij})$, the angular velocity ω^2 given by (35) is invariant by this symmetry. See Figure 6.

In Figure 7 we show three isosceles LRE with $\sigma_{12} = \pi/6$.

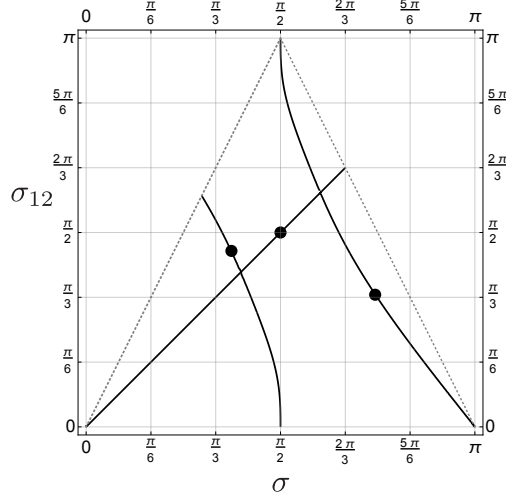


Figure 5: The solid line represents the shape for the equal masses isosceles *LRE* with σ_{12} and $\sigma = \sigma_{23} = \sigma_{31}$. The straight line represents equilateral triangle. The region inside the dotted lines is the region to form a triangle, $\sigma_{12} < 2\sigma < 2\pi - \sigma_{12}$. Note that the curve is point symmetric around $(\sigma, \sigma_{12}) = (\pi/2, \pi/2)$. The three black circles represent the right-angled triangles, where the angle at the vertex m_3 is $\pi/2$.

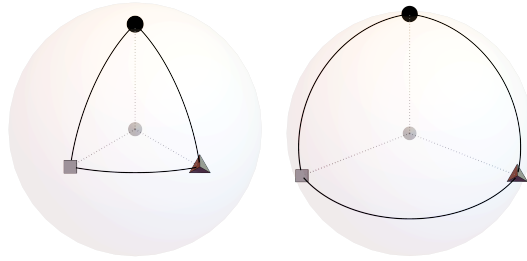


Figure 6: An example for pair of equal mass isosceles *LRE* predicted by the symmetry $q(\sigma, \sigma_{12}) = 0 \Leftrightarrow q(\pi - \sigma, \pi - \sigma_{12}) = 0$ seen from above the North pole. The left is $\sigma_{12} = \pi/3$ and $\sigma_{23} = \sigma_{31} = 1.33240\dots$. The right is $\sigma_{12} = 2\pi/3$ and $\sigma_{23} = \sigma_{31} = \pi - 1.33240\dots = 1.80918\dots$. They have the common angular velocity $\omega^2 = 3.85072\dots$

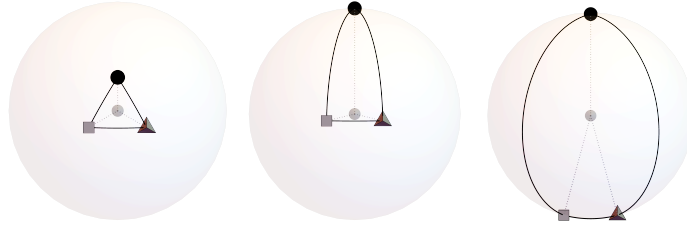


Figure 7: Three isosceles Lagrangian RE configurations with $\sigma_{12} = \pi/6$ for equal masses, seen from above the North pole. From left to right $\sigma_{23} = \sigma_{31} = \pi/6$ (equilateral triangle), $1.51596... \leq \pi/2$, and $2.73083... \geq 5\pi/6$.

7 Conclusions and final remarks

We successfully derive the conditions for general shapes of n -bodies on the sphere \mathbb{S}^2 to generate relative equilibria. Since there are no translational invariance on \mathbb{S}^2 , the linear momentum (from where we obtain the center of mass) is not more a first integral for the n -body problem on \mathbb{S}^2 . The lack of the center of mass was an obstacle to study relative equilibria on \mathbb{S}^2 , because a priori we do not know how to choose the rotation axis. We solved this problem by showing that the condition $c_x = c_y = 0$ determines the rotation axis.

By introducing the inertia tensor I , we show that the rotation axis for a relative equilibrium is one of the principal axis of I . We divide the analysis of relative equilibria on the sphere into two big classes, collinear and non-collinear. In both cases, for $n = 3$, we give the necessary and sufficient conditions to obtain a RE for a given shape.

To show how our method works to determine RE on \mathbb{S}^2 , we study the equal masses case for the cotangent potential. The ERE is completely determined, and LRE is almost. The remaining problem is whether scalene LRE exist or not.

In our method, we first determine the shape, then we obtain the corresponding configuration. This procedure is similar to the method to obtain the RE in the Euclidean plane. Actually, to obtain ERE in the Euclidean plane, we first solve the famous Euler fifth order equation [7, 9, 12] to determine the mutual distances r_{ij} , then we obtain the corresponding configuration using the fact that the rotation center is the center of mass.

For the analysis of the ERE on the sphere, the condition $det = 0$ is a natural extension of the Euler's fifth order equation. For the cotangent potential, we have

$$det = \frac{m_1 m_2 m_3 g}{\sin \theta_{12} \sin \theta_{23} \sin \theta_{31} |\sin \theta_{12} \sin \theta_{23} \sin \theta_{31}|},$$

$$g = \sum m_k \sin \theta_{ij} |\sin \theta_{ij}| (\sin \theta_{ki} |\sin \theta_{ki}| \sin(2\theta_{ki}) - \sin \theta_{jk} |\sin \theta_{jk}| \sin(2\theta_{jk})),$$

where the sum runs for $(i, j, k) \in cr(1, 2, 3)$. Note that $g = 0$ is a fifth order equation for $\sin \theta$. We can easily verify that limit $R \rightarrow \infty$ with $R |\theta_{ij}| = r_{ij}$ fixed, yields the Euler's fifth order equation.

Acknowledgements

Thanks to our friend Florin Diacu, who was the inspiration of this work. The second author (EPC) has been partially supported by Asociación Mexicana de Cultura A.C. and Conacyt-México Project A1S10112.

References

- [1] Borisov A.V., Mamaev I.S., Bizyaev I.A. *The Spatial Problem of 2 Bodies on a Sphere, Reduction and Stochasticity*, Regular and Chaotic Dynamics **216**-5, (2016), 556-580.
- [2] Borisov A. V., Mamaev I. S., Kilin A. A., *Two-body problem on a sphere: reduction, stochasticity, periodic orbits*; Institute of Computer Science, Udmurt State University, (2005).
- [3] Diacu F., Pérez-Chavela E., Santoprete M., *The n-body problem in spaces of constant curvature. Part I: Relative equilibria*. J. Nonlinear Sci. **22** (2012), no. 2, 247–266.
- [4] Diacu F., *Relative equilibria of the curved N-body problem*. Atlantis Studies in Dynamical Systems, Atlantis Press, Amsterdam, Paris, Beijing **1**, 2012.
- [5] Diacu F. and Pérez-Chavela E., *Homographic solutions of the curved 3-body problem*, Journal of Differential Equations **250**, (2011), 340-366.
- [6] Diacu F., Zhu S., *Almost all 3-body relative equilibria on S^2 and \mathbb{H}^2 are inclined*. Discrete and Continuous Dynamical Systems, Series S **13**-4 (2020), 1131-1143.
- [7] Euler L. *De mutuo rectilineo trium corporum se mutuo attrahentium*, Novi Comm. Acad. Sci. Imp. Petrop. 11 (1767) 144-151.

- [8] H. Goldstein, C. Poole, and J. Safko, “Classical mechanics”, Addison Wesley, Third edition, 2001
- [9] David Hestenes, *New foundation for classical mechanics*, Kluwer Academic Publishers, Second edition, 2003
- [10] L. D. Landau and E. M. Lifshitz, “Mecanics”, Butterworth-Heinenann, Third edition, 1976
- [11] Martínez R. Simó C., *On the stability of the Lagrangian homographic solutions in a curved three body problem on \mathbb{S}^2* . Discrete Cont. Dyn. Syst. Ser. A. **33** (2013), 1157–1175.
- [12] Moeckel R., Notes on Celestial Mechanics (especially central configurations). <http://www.math.umn.edu/~moeckel/notes/Notes.html>
- [13] Pérez-Chavela E. and Reyes-Victoria J.G., *An intrinsic approach in the curved n-body problem. The positive curvature case*, Trans. Amer. Math. Soc. **364**-7, (2012), 3805-3827.
- [14] Pérez-Chavela E. and Sánchez-Cerritos J.M. *Euler-type relative equilibria in spaces of constant curvature and their stability*, Canad. J. Math. **70**-2, (2018), 426-450.
- [15] Routh E.J., *An Elementary Treatise on the Dynamics of a System of Rigid Bodies*, Cambridge University Press, (1860).
- [16] Shchepetilov A.V., *Nonintegrability of the two-body problem in constant curvature spaces*. J. Phys. A **39** (2006), no. 20, 5787–5806.
- [17] Tibboel P., *Polygonal homographic orbits in spaces of constant curvature*. Proc. Amer. Math. Soc. **141** (2013), 1465-1471.
- [18] Wintner A., *The Analytical Foundations Celestial of Mechanics*, Princeton University Press, Princeton, New York, (1941).
- [19] Zhu S., *Eulerian relative equilibria of the curved 3-body problem*. Proc. Amer. Math. Soc. **142** (2014), 2837-2848.