

A Study on Improving Realism of Synthetic Data for Machine Learning

Tingwei Shen^a, Ganning Zhao^b, and Suyu You^c

^aUC Berkeley, Berkeley, CA, USA

^bUniversity of Southern California, Los Angeles, CA, USA

^cDEVCOM Army Research Laboratory, Adelphi, Maryland, USA

ABSTRACT

Synthetic-to-real data translation using generative adversarial learning has achieved significant success to improve synthetic data. Yet, there are limited studies focusing on deep evaluation and comparison of adversarial training on general-purpose synthetic data for machine learning. This work aims to train and evaluate a synthetic-to-real generative model that transforms the synthetic renderings into more realistic styles on general-purpose datasets conditioned with unlabeled real-world data. Extensive performance evaluation and comparison have been conducted through qualitative and quantitative metrics, and a defined downstream perception task.

Keywords: Synthetic data, Domain gap, Generative adversarial learning, Synthetic-to-real translation

1. INTRODUCTION

The success of deep learning in recent years has been largely driven by the availability of large amounts of labeled data. However, collecting and labeling data can be a time-consuming and costly process, particularly in fields where data is scarce or difficult to obtain. Synthetic data offers a potential solution to this problem, as it can be generated automatically and at scale. However, synthetic data often lack the richness and diversity of real-world data, limiting its usefulness in many applications.

Generative adversarial networks (GANs) have been successfully used to improve the realism of synthetic data. GANs consist of two neural networks, a generator and a discriminator, which are trained to compete against each other. The generator learns to produce synthetic data that is similar to the real data, while the discriminator learns to distinguish between the synthetic and real data. The generator gradually learns to produce more realistic data through this adversarial training process.

In this paper, we aim to improve the realism of synthetic data for machine learning by training a synthetic-to-real generative model using GANs. Our approach builds on previous work in this area but focuses on evaluating and comparing different adversarial training setups on general-purpose datasets. We believe this will help identify the most effective techniques for improving the realism of synthetic data and ultimately lead to better performance in machine learning applications.

2. RELATED WORK

Previous studies have explored using GANs to improve synthetic data for machine learning. For instance, Zhu et al. (2017)¹ proposed the CycleGAN framework for unsupervised image-to-image translation, which can be used for style transfer and domain adaptation tasks. Shrivastava et al. (2017)² proposed SimGAN, which uses a GAN to learn a mapping between simulated and real images and the generated images are used to train a downstream task. SimGAN has been shown to improve the performance of object detection algorithms on synthetic data in a few-shot learning setting. Similarly, Atapattu³ proposed a GAN with the help of perceptual loss to make synthetic data more realistic. The perceptual loss measures the similarity of the synthetic images to the real images at a high-level semantic level, resulting in more realistic synthetic data.

Further author information: (Send correspondence to Tingwei Shen)

Tingwei Shen: E-mail: tingweishen@berkeley.edu

Other studies have also explored the use of GANs for generating high-quality synthetic data. For instance, Zhang et al. (2019)⁴ proposed Self-Attention GAN (SAGAN), which improves the generation of high-resolution images. The SAGAN introduces a self-attention mechanism to capture long-range dependencies in the input data, resulting in more stable training and improved image quality. Moreover, Karras et al. (2019)⁵ proposed StyleGAN, which enables the control of image attributes by learning disentangled representations of the image features. StyleGAN has been used for various applications, including face synthesis, image editing, and video synthesis. These studies and others demonstrate the potential of GANs for generating high-quality synthetic data and advancing various applications in computer vision and machine learning.

Despite these advances, there is still limited research on the effectiveness of adversarial training methods on general-purpose synthetic data for machine learning. This study aims to fill this gap by training and evaluating a synthetic-to-real generative model using GANs on general-purpose datasets, particularly self-driving scenes. The study will compare different adversarial training setups and evaluate their performance through qualitative and quantitative metrics and downstream semantic segmentation tasks.

3. METHOD

In this section, we present the framework of our proposed model. Our model’s structure is similar to a typical Generative Adversarial Network (GAN), which consists of a generator and a discriminator. The model consists of a refiner ($R_\theta(x)$) that generates refined images and a discriminator (D_ϕ) that classifies images into synthetic and real. The model aims to learn a refiner that refines synthetic images \mathbf{x}_i to make it realistic to fool the discriminator. Our work is similar to SimGAN,² where the inputs to our model are synthetic images.

3.1 Discriminator Model

The discriminator, D_ϕ , is trained to classify images as real vs refined, where ϕ are the parameters of the discriminator network. An input of the discriminator is a 3-channel RGB image, and the output is a binary number indicating whether the input image is synthetic or real. The training inputs are a set of refined images \mathbf{x}' , where $\mathbf{x}' = R_\theta(x)$, and a set of unlabeled real images \mathbf{y}_i . It updates its parameters by minimizing the following loss:

$$L_D(\phi) = - \sum_i \log(D_\phi(\mathbf{x}'_i)) - \sum_j \log(D_\phi(\mathbf{y}_j)) \quad (1)$$

3.2 Refiner Model

The refiner, R_θ , is trained to refine a synthetic image x given a set of unlabeled real images Y . It takes in a synthetic image and outputs a refined image. The refiner should make the synthetic images look more realistic while preserving the annotation information of synthetic images. Thus, we define our refiner loss in two parts as the following:

$$L_R(\theta) = \alpha \sum_i L_{Adv}(\theta; x_i; Y) + \beta L_{rec}(\theta; x_i) \quad (2)$$

$$L_{Adv}(\theta; x_i; Y) = -\log(1 - D_\phi(\mathbf{x}'_i)) \quad (3)$$

$$L_{rec}(\theta; x_i; Y) = \|\Psi(R_\theta(x_i)) - \Psi(x_i)\| \quad (4)$$

$$L_{perc}(\theta; x_i; Y) = \frac{1}{C_j H_j W_j} \|\psi_j(R_\theta(x_i)) - \psi_j(x_i)\|^2 \quad (5)$$

$L_{Adv}(\theta; x_i; Y)$ is the adversarial loss that adds realism to the synthetic image x_i . It is defined by Equation (3), where we ask the discriminator to classify refined images and request it to fail to classify refined images as synthetic.

$L_{rec}(\theta; x_i)$ is the reconstruction loss that preserves the annotation information of synthetic images. We use a self-regularization loss defined by Equation (4) during full training, where Ψ is the mapping from image space to a feature space, and $\|\cdot\|$ is an L1 norm.

α and β in the equation 2 are constants.

Note that we use a perceptual loss(5) instead of self-regularization loss during pre-training of the refiner. Following Atapattu’s work,³ perceptual loss is defined by Equation (5), where ψ is a pre-trained inception network, $\psi_j(x)$ is the activation of the j th convolution layer of the inception model and with a feature map of shape $C_j * H_j * W_j$. By minimizing the perceptual loss, we are able to make refined images perceptually similar to synthetic images in terms of high-level features such as object shapes and textures.

This paper uses Keras’s inception v3 model as ψ in the perceptual model and identity map as Ψ in the self-regularization loss for implementation.

3.3 Training Algorithms

Our goal is to train a refiner network R_θ . We first pre-train the refiner using perceptual loss with both inputs and supervision as synthetic images. In this way, the refiner learns an identity network. We also pre-train the discriminator with a set of synthetic and real images.

Then we start the full training phase, where we alternatively update θ by taking an SGD step on $L_R(\theta)$ and update ϕ by taking an SGD step on $L_D(\phi)$. In practice, we update the refiner twice and then update the discriminator once in each training step. While updating the refiner, we keep the parameters of the discriminator fixed. While updating the discriminator, we keep the parameters of the refiner fixed, i.e., we use the current θ to compute $x'_i = R_\theta(x_i)$.

Similar to SimGAN,² we also update the discriminator using a history of refined images during full training.

4. DATASETS

4.1 GTA-V to Cityscapes

The Cityscapes dataset is a large-scale dataset consisting of high-quality images of real urban street scenes and pixel-level annotations of 30 different classes of objects. It has become a benchmark dataset for semantic segmentation, instance segmentation, and object detection tasks in computer vision. It contains over 5,000 images with a resolution of 2048x1024 pixels and has been widely used for research and development of machine learning models.

The GTA-V dataset is a computer vision dataset consisting of over 24,000 frames captured from the Grand Theft Auto V video game. The frames contain images of a simulated environment and corresponding pixel-level annotations of objects and their attributes.

There are 19 common semantic classes in Cityscapes and GTA-V dataset, so we will use GTA-V to Cityscapes as our synthetic-to-real dataset.

5. EXPERIMENTS

5.1 Implementation Details

Due to computing limits, we downsample each synthetic and real image into (height, width) = (80, 160) by cropping and resizing. We start cropping at pixel row 200 and column 600, with a height of 400 pixels and width of 600 pixels, to get images with more objects of interest, and then resize the cropped image to (80, 160).

For the refiner, we take $\alpha = 50$ and $\beta = 4 * 10^{-6}$ in Equation (2). We pre-train the refiner for 1200 steps and the discriminator for 400 steps. The refiner learning rate is $lr = 0.0001$, and the discriminator learning rate is $lr = 0.001$. The architecture of our refiner network is based on residual network (ResNet).⁶ An $80 * 160$ sized input image is convolved with $4 * 4$ filters that output 64 feature maps, and the output is passed through 5 ResNet blocks, which each consist of two convolutional layers with 64 feature maps and $4 * 4$ filters. The output of the last ResNet block is then passed into a $1 * 1$ convolutional layer to produce the refined image. The

architecture of our discriminator network consists of 5 convolutional layers and 1 max pooling layer, which are shown in Table 1.

During the full train phase, where we alternatively update the parameters of the refiner and the discriminator, we keep track of generator losses, discriminator losses for real images, and discriminator losses for refined images. Our target refiner is well-learned when the generator losses and discriminator losses for real images are the lowest, and the discriminator losses for refined images are the highest.

Layer Number	Convolution Layer	Stride	Map Size	Activation
1	Conv 5 * 5	3	96	Relu
2	Conv 4 * 4	2	64	Relu
3	MaxPool 3 * 3	2	-	-
4	Conv 3 * 3	2	32	Relu
5	Conv 1 * 1	1	32	Relu
6	Conv 1 * 1	1	2	Relu
7	SoftMax	-	-	-

Table 1. Architecture of the Discriminator Network

5.2 Evaluation Metrics

Frechet Inception Distance (FID), proposed by Martin Heusel,⁷ is a metric to evaluate the quality of images created by generated models. It measures the distance between the distribution of generated results and the distribution of real images. A smaller FID score represents a closer distance between our refined results from real renderings.

Structural Similarity Index(SSIM) measures the similarities of two images. It is based on three comparison measurements – luminance, contrast, and structure. In this work, we used Tensorflow’s tf.image.ssim function to measure this metric.

5.3 Downstream Segmentation Task Evaluations

Except evaluating our GAN model using metrics, we use downstream segmentation tasks to quantitatively measure the quality of refined images. We used two state-of-arts segmentation models: DeepLabv3+⁸ and U-NET.⁹ The inputs are 3-channel RGB images, and the outputs are indexed images, where each index indicates the class of the corresponding pixel. We evaluate the segmentation results using pixel accuracy and mIoU.

5.4 Baselines and Comparison Model

We use the synthetic-to-real dataset to train our proposed GAN model and get a set of refined images. Here, we have three different image types: synthetic, refined, and real images. The baseline is to use synthetic images to train the segmentation model and real images to test. We also use the same dataset to train the SimGAN² model and get a set of SimGAN refined images. The segmentation model trained by SimGAN refined images is used for comparison.

5.5 Results

With the implementation details explained in 5.1, we get a trained refiner network that outputs refined images. We sample synthetic and real images and calculate their FID and SSIM scores as the baseline. The results are shown in Table 2, where we see a lower FID score and a higher SSIM score for refined images, which means the refined images have a closer distribution to the real ones. Compared with the images after pre-training but before the full training phase and with the SimGAN refined images, our refined images are also closer to the real renderings.

Image Type	FID	SSIM
Synthetic vs. Real (Baseline)	60.82	0.0023
Image after pre-training phase vs. Real	56.89	0.0025
Our Method Refined vs. Real	55.71	0.0026
SimGAN Refined vs. Real	57.04	0.0025

Table 2. Evaluation Metrics of Synthetic/Refined Images vs. Real Images.

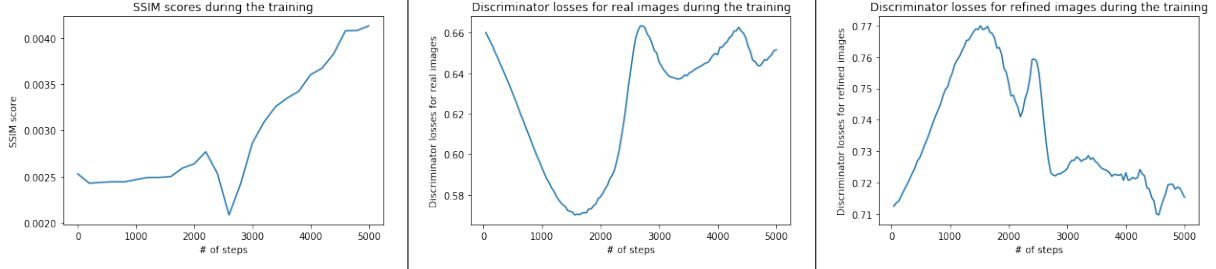


Figure 1. Records from the GAN training in a total of 5000 steps. The left-hand image records SSIM scores during training. The middle image records the discriminator loss for real images. The right-hand image records the discriminator loss for refined images.

If we plot out the FID and SSIM scores of refined images verses real images during training, we find their trends consistent, i.e., when the FID score goes down the SSIM score goes up. Yet a lower FID score and a higher SSIM score don't mean a good-quality refiner network or a better dataset for downstream segmentation tasks. Referring to Figure 1, the SSIM score generally goes up as we train more steps. Yet, the optimal step for a refiner is at 1800, where the discriminator loss for real images is the lowest and for refined images is the highest, indicating that the discriminator successfully learns to classify real images as real. The refiner successfully fools the discriminator to classify more refined images as real. As we pass 1800 steps, the refiner overfits, so the refined images are not good for training segmentation networks even though they have a closer distribution to the real images as indicated by SSIM scores.

Given a trained refiner, we get three different image types: synthetic, refined, and real images. We use each pair to train and test a downstream segmentation task, using U-NET and Deeplabv3+ segmentation models, and the results are indicated in Table 3, 4, 5 and 6. The first column indicates the training data type, and the first row indicates the testing data type. The last row is trained by our refined data. Overall, the U-NET model fits better with our data, but both models show a consistent relationship between synthetic, refined, and real data. The diagonal terms use the same training and testing dataset, so they are the highest per column and row. Particularly, models trained and tested by both the real dataset have the best accuracy and mIoU as expected, which drove our purpose of mimicking the real dataset. Observing that the results of models trained and tested by our method refined data(last row, third column) is better than those trained and tested by SimGAN method refined data(third row, third column) and by synthetic data(second row, second column), we found our refined data forms a better dataset for training segmentation models. Compared with the baseline, the segmentation network trained by refined images significantly improves testing real datasets, indicating that our refined images are more realistic and form a better dataset in training segmentation tasks on real-world data. Although SimGAN refined data also shows some improvement of segmenting real data, it is less helpful than our refined data. Observing the third column when the refined images are used for testing, the values are generally low. Our refined images behave better as a training dataset than a testing dataset.

We present our visual results in Table 7, the segmentation network trained on our refined images could classify pixels of real images more accurately than the network trained on synthetic or SimGAN refined images. Visually, our refined images capture a closer color tone to the cityscapes dataset while keeping the contents of the original synthetic images unchanged. SimGAN refined images are more similar to synthetic images and are more blurry. This improvement is largely due to our newly induced perceptual loss during the pre-training phase.

Training Image Type \ Testing Image Type	Synthetic	Refined	Real
Synthetic	0.34	0.13	0.1 (Baseline)
SimGAN Refined	0.26	0.31	0.1
Real	0.14	0.11	0.49
Our Method Refined	0.23	0.43	0.14

Table 3. U-NET Downstream Segmentation Task’s mIoU of Synthetic, Refined Images vs. Real Images (Each element in the table is the mIoU of 200 test samples of the corresponding image type)

Training Image Type \ Testing Image Type	Synthetic	Refined	Real
Synthetic	0.28	0.11	0.08 (Baseline)
SimGAN Refined	0.18	0.23	0.09
Real	0.12	0.1	0.42
Our Method Refined	0.15	0.31	0.12

Table 4. Deeplabv3+ Downstream Segmentation Task’s mIoU of Synthetic, Refined Images vs. Real Images (Each element in the table is the mIoU of 200 test samples of the corresponding image type)

6. CONCLUSION

In conclusion, the results obtained from implementing the refiner network and downstream segmentation tasks show that the refined images generated by the network have a closer distribution to real images, as indicated by the lower FID score and higher SSIM score. The segmentation network trained using these refined images performs significantly better in testing real datasets than the baseline, indicating that the refined images form a better dataset for training segmentation tasks on real-world data. However, our refined images behave worse as a testing dataset than a training dataset. The comparison with SimGAN also shows that the segmentation network trained on refined images outperforms those trained on synthetic or SimGAN-refined images, both visually and quantitatively. The perceptual loss induced in the pre-training phase better reconstructs the image. Therefore, our refiner network can effectively improve the realism of synthetic images and provide a better dataset for downstream segmentation tasks.

However, there are some limitations to our study. The image size we used for training is small due to computing limits, which lose a lot of information from original images. Future directions include using more synthetic-to-real datasets, training with larger image sizes, and exploring more efficient methods.

REFERENCES

- [1] Zhu, J.-Y., Park, T., Isola, P., and Efros, A. A., “Unpaired image-to-image translation using cycle-consistent adversarial networks,” in *[2017 IEEE International Conference on Computer Vision (ICCV)]*, 2242–2251 (2017).
- [2] Shrivastava, A., Pfister, T., Tuzel, O., Susskind, J., Wang, W., and Webb, R., “Learning from simulated and unsupervised images through adversarial training,” (2017).
- [3] Atapattu, C. and Rekabdar, B., “Improving the realism of synthetic images through a combination of adversarial and perceptual losses,” in *[2019 International Joint Conference on Neural Networks (IJCNN)]*, 1–7 (2019).
- [4] Zhang, H., Goodfellow, I., Metaxas, D., and Odena, A., “Self-attention generative adversarial networks,” (2019).
- [5] Karras, T., Laine, S., and Aila, T., “A style-based generator architecture for generative adversarial networks,” (2019).
- [6] He, K., Zhang, X., Ren, S., and Sun, J., “Deep residual learning for image recognition,” (2015).

Training Image Type \ Testing Image Type	Synthetic	Refined	Real
Synthetic	78.55	31.97	32.8 (Baseline)
SimGAN Refined	74.34	77.3	33.33
Real	48.83	42.48	85.42
Our Method Refined	66.37	79.58	57.11

Table 5. U-NET Downstream Segmentation Task’s Pixel Accuracy of Synthetic, Refined Images vs. Real Images (Each element in the table is the pixel accuracy in % of 200 test samples of the corresponding image type)

Training Image Type \ Testing Image Type	Synthetic	Refined	Real
Synthetic	72.65	29.14	28.05 (Baseline)
SimGAN Refined	67.3	70.9	31.75
Real	46.39	39.38	82.9
Our Method Refined	63.5	72.79	56.43

Table 6. Deeplabv3+ Downstream Segmentation Task’s Pixel Accuracy of Synthetic, Refined Images vs. Real Images (Each element in the table is the pixel accuracy in % of 200 test samples of the corresponding image type)

- [7] Heusel, M., Ramsauer, H., Unterthiner, T., Nessler, B., and Hochreiter, S., “Gans trained by a two time-scale update rule converge to a local nash equilibrium,” in *[Advances in Neural Information Processing Systems]*, Guyon, I., Luxburg, U. V., Bengio, S., Wallach, H., Fergus, R., Vishwanathan, S., and Garnett, R., eds., **30**, Curran Associates, Inc. (2017).
- [8] Chen, L.-C., Zhu, Y., Papandreou, G., Schroff, F., and Adam, H., “Encoder-decoder with atrous separable convolution for semantic image segmentation,” (2018).
- [9] Ronneberger, O., Fischer, P., and Brox, T., “U-net: Convolutional networks for biomedical image segmentation,” (2015).



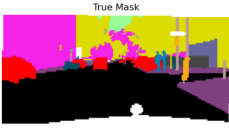
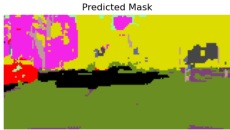



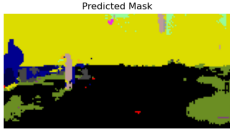


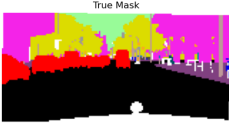
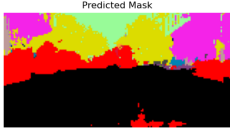
	Sample Image	Sample Results of the Segmentation Network Trained on Corresponding Image Types and Test on Real Images		
Synthetic				
SimGAN				
Our Method				

Table 7. Visual Results of Downstream Segmentation Task. (Image type from left to right: sample synthetic/refined image for training, sample real image for testing, the ground truth of the real image, the predicted mask of the real image)