

Polarization and Consensus in a Voter Model under Time-Fluctuating Influences

Mauro Mobilia¹

¹*Department of Applied Mathematics, School of Mathematics, University of Leeds, Leeds LS2 9JT, U.K.*

We study the effect of time-fluctuating social influences on the formation of polarization and consensus in a three-party community consisting of two types of voters (“leftists” and “rightists”) holding extreme opinions, and moderate agents acting as “centrists”. The former are incompatible and do not interact, while centrists hold an intermediate opinion and can interact with extreme voters. When a centrist and a leftist/rightist interact, they can become either both centrists or both leftists/rightists. The population eventually either reaches consensus with one of the three opinions, or a polarization state consisting of a frozen mixture of leftists and rightists. As a main novelty, here agents interact subject to time-fluctuating external influences favouring in turn the spread of leftist and rightist opinions, or the rise of centrism. We determine the fate of the population under various scenarios, and show how the rate of change of external influences can drastically affect the polarization and consensus probabilities, as well as the mean time to reach the final state.

I. INTRODUCTION

The relevance of simple individual-based to describe social phenomena at micro and macro levels has a long history [1–3]. In the last few decades, “sociophysics” has grown as a research field that aims at studying collective social behaviour, like the spread of opinions or the dynamics of cultural diversity, using models and methods from statistical physics [3–14]. Typical questions in sociophysics concern the conditions under which consensus, or long-term opinion diversity, emerges in a population of agents (“voters”) whose states (“opinions”) change as they interact.

The voter model (VM) [15], closely related to the Ising model [16], has been commonly used to describe how consensus ensues from the interactions between neighbouring voters. In fact, while the classical two-state VM is arguably the simplest and most popular model of opinion dynamics, it rests on a number of oversimplifying assumptions: voters are endowed with only two possible states, they are blind to any external stimuli, have zero self-confidence and are all identical. In reality, members of social communities respond differently to stimuli, as they can interact in groups [1, 17–19], and are usually characterised by multiple attributes [20–24]. In light of this, many generalizations of the VM have been proposed: for instance, “zealotry” was introduced in various forms to endow voters with different levels of self-confidence [25–36], while group-size influence is notably captured in the nonlinear q -voter model [37] and its variants [38–46]. It has also been noted that in many cases only some of the attributes characterising agents are actually compatible for social interactions [20, 24, 47–51]. It was thus suggested that agents whose opinions are too different would not interact, while voters holding close opinions can interact and attain a global consensus. This motivated the study of multi-state VMs, like the constrained three-state voter model (3CVM) of Refs. [52–54], which is a discrete version of the bounded-compromise model [47–51]. In the 3CVM, incompatible “leftist” and “rightist” voters can only interact with “centrists”, and the final outcome is either consensus with one of the three parties, or a polarized state consisting of mixture of leftists and rightists. In the latter case, the population is stuck in a frozen state of “polarization” in which leftists and rightists hold uncompromising opinions.

In addition to interactions among agents, external stimuli or influences, especially social media and news sources, play an increasingly important role in shaping the social environment that in turn affects the collective social behaviour [1, 55–61]. Yet, with some recent remarkable exceptions [62–65], the role of social influences is still rarely modelled in sociophysics. In fact, sources of news play both a crucial, yet complex and multifaceted, role in influencing public social behaviour. They are typically characterised by opposing viewpoints, or agenda, that often change over time and can in turn favour consensus or polarization. It is also worth noting that voter-like models subject to a time-periodic external field have recently been studied in the context of economic networks [66, 67].

How do the opinions of a social community evolve in a volatile and time-fluctuating environment? Inspired by this question, here we introduce a generalization of the constrained three-state voter model [52–54] in the presence of binary time-fluctuating external influences. In the same vein as in population dynamics [68–81], we simply assume that the media influences endlessly switch from favouring the spread of polarization to promoting centrism, and vice versa. Our goal here is to determine the fate of the population under various scenarios, and in particular to study how the time variation of the external influences affects the probability to reach polarization or a consensus, as well as the mean time for the population to settle in its final state.

The plan of the paper is as follows: the general formulation of the model is introduced in the next section. In Section III, we present a thorough study of the polarization and consensus probabilities. Section IV is dedicated to the study of the mean exit time. Section V is dedicated to a discussion of our results and to our conclusions. Technical details, including useful results in the absence of external influences, and possible generalizations and applications are

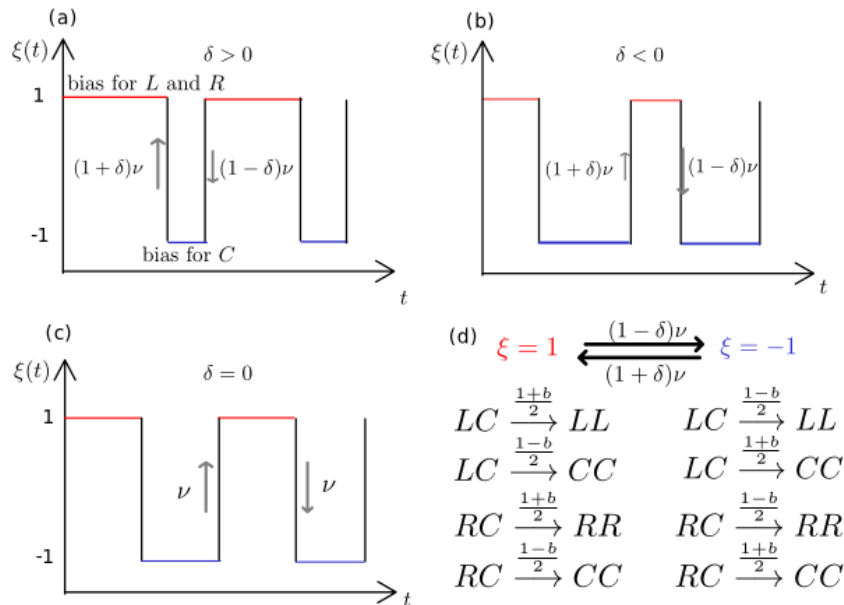


FIG. 1: Illustration of the 3CVM under binary social switching $\xi \rightarrow -\xi$ at rate $(1 - \delta\xi)\nu$. (a) $\xi(t)$ vs. time t when $\delta > 0$: most time is spent in social state $\xi = 1$ favouring polarization. (b) $\xi(t)$ vs. t when $\delta < 0$: most time is spent in social state $\xi = -1$ favouring centrism. (c) $\xi(t)$ vs. t when $\delta = 0$: switching is symmetric and the same average time is spent in $\xi = \pm 1$. (d) When $\xi = 1$ there is a bias favouring the spread of L and R : $LC \rightarrow LL$ and $RC \rightarrow RR$ are the reactions with the highest rate, $(1+b)/2$. The social environment $\xi = -1$ favours the spread of centrism: the reactions $LC \rightarrow CC$ and $RC \rightarrow CC$ have the highest rate, $(1+b)/2$, under $\xi = -1$, see text. In (a)-(c), initially $\xi(0) = 1$.

discussed in three appendices.

II. THREE-STATE CONSTRAINED VOTER MODEL UNDER BINARY TIME-FLUCTUATING INFLUENCES

We consider a well-mixed population of N individuals consisting of N_R “rightists”, or R -voters, N_L “leftists”, or L -voters, and N_C “centrists”, or C -voters, with $N = N_L + N_R + N_C$. In the voter model language [7–9, 13, 15], R and L represent extreme opinions, while C -voters hold an intermediate opinion. In the three-state constrained voter model (3CVM) [53, 54], an agent selected at random tries to interact with one of its neighbours, that is any other randomly picked voter, at each microscopic update attempt. When the two agents hold the same opinion or if it is a pair of leftist-rightist (LR or RL), nothing happens. However, if the pair is a centrist C and an L or an R voter (LC , CL , RC or CR), the initial agent adopts the opinion of the neighbour with a probability that depends on the external influences whose effect is encoded into the random variable $\xi(t)$ that fluctuates with the time t , see below and Fig. 1. Hence, while the interactions between L and R voters and centrists C now change in time with ξ , L and R remain incompatible and the system’s final state is, as in the static 3CVM, either a consensus state or a state of polarization consisting of a frozen mixture of leftists and rightists [53, 54], see below and Fig. 2.

The novel ingredient of this study is the modelling of time-fluctuating social influences by means of the coloured dichotomous (telegraph) noise $\xi(t) \in \{-1, 1\}$ [72–74], see Fig. 1. The process $\xi(t)$ simply encodes all the complex effects of social environment and external influences in the endless random switching between two states: here, $\xi = 1$ corresponds to external influences favouring L and R opinions (spread of polarization), whereas $\xi = -1$ favours centrism C (compromise between L and R). Here, the dichotomous noise ξ is always at *stationarity*, and switches from ± 1 to ∓ 1 according to

$$\xi \longrightarrow -\xi, \quad (1)$$

with a rate $(1 - \delta\xi)\nu$, where ν is the *average switching rate* and $1 < \delta < -1$ denotes the switching asymmetry. Accordingly, the average time spent in state $\xi = \pm 1$ before switching to $-\xi$ is $1/(1 \mp \delta)\nu$ (symmetric switching occurs

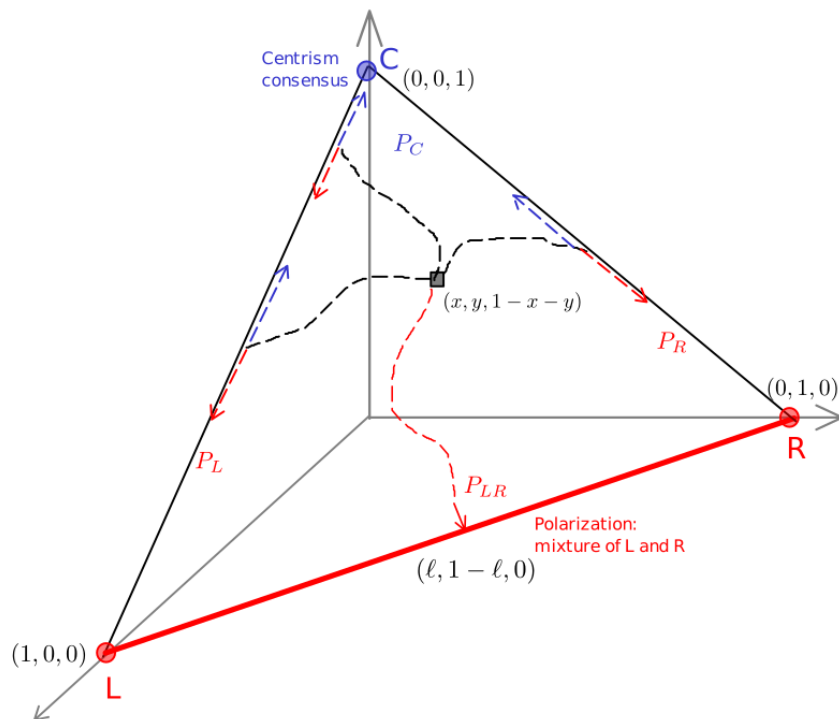


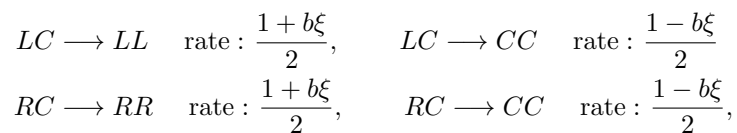
FIG. 2: (*Color online*). Illustration of the 3CVM dynamics in the simplex $\ell + r + c = (N_L + N_R + N_C)/N = 1$. Circles denote the consensus (absorbing) states all- L $(1,0,0)$, all- R $(0,1,0)$, and all- C $(0,0,1)$, and the initial condition is (x,y,z) . The thick line indicates polarization state (pol- LR) consisting of a frozen mixture of L and R voters made up of a fraction $\ell = N_L/N$ of L -voters coexisting with an incompatible fraction $1 - \ell$ of R -voters. Dashed lines are typical trajectories: the dynamics ceases when the line pol- LR is reached (polarization with probability P_{LR}), or when there is consensus by reaching one of absorbing states all- L , all- R or all- C (with respective probabilities P_L, P_R and P_C). Once a trajectory reaches the line $\ell = 0$ or $r = 0$, the evolution is restricted on $\ell = 0, r = 0$ until there is a consensus. As $\xi(t)$ varies, the dynamics favours in turn the spread of L and R ($\xi = 1$) or that of C ($\xi = -1$).

when $\delta = 0$), see Fig. 1(a)-(c). At stationarity, $\xi = \pm 1$ with probability $(1 \pm \delta)/2$ [72–74], and its average is

$$\langle \xi(t) \rangle = \delta, \quad (2)$$

while its autocorrelation is $\langle \xi(t)\xi(t') \rangle - \langle \xi(t) \rangle \langle \xi(t') \rangle = (1 - \delta^2)e^{-2\nu|t-t'|}$.

The 3CVM switching dynamics is therefore defined by the four reactions: $LC \rightarrow LL$ and $RC \rightarrow RR$, corresponding to the spread of extreme opinions at rate $(1 + b\xi)/2$, and $LC \rightarrow CC$ and $RC \rightarrow CC$, with centrists replacing L and R voters at rate $(1 - b\xi)/2$. Here, $0 < b < 1$ denotes the social influences bias favouring polarization when $\xi = 1$ and centrism in the social environment $\xi = -1$. The 3CVM switching dynamics can thus be schematically described by the following reactions occurring at each time increment:



where ξ and the rates endlessly fluctuates according to (1). The dynamics of the switching 3CVM is therefore the Markov chain defined by the transition rates (A1) and master equation (A2) [82], see Appendix A 1. The 3CVM switching dynamics is characterised by three consensus/absorbing states $N_R = N_C = 0$ (all- L), $N_L = N_C = 0$ (all- R), $N_L = N_R = 0, N_C > 0$ (all- C), and by the polarization state (pol- LR) where $N_L + N_R = N, N_C = 0$, see Fig. 2. As in the absence of external influences, the final state of the population is therefore guaranteed to be either one of the consensus/absorbing states or pol- LR [53, 54].

It is worth noting that our approach bears some similarities with the two-party model of Refs. [62, 63]. However there are also important differences: first, in the 3CVM, the polarization state corresponds to a frozen mixture (while

it is an active state in Refs. [62, 63]). Moreover, external influences are here assumed to fluctuate endlessly in time, rather than by establishing a certain number of connections with voters. It is also interesting to notice that the effect of an exogenous time-varying influence has recently been studied in the context of economic networks [66, 67]. The ensuing dynamics derived also from an Ising-like (voter-like) model subject to a time-dependent external field [66, 67] has been shown to lead to rich dynamics characterized by hysteresis [83], which is not a phenomenon exhibited by the 3CVM switching dynamics. This stems from the fact that Eqs. (A3) differ from those governing the mean-field dynamics in Refs. [66, 67] for not having any linear terms and for the exogenous time dependence being stochastic (via the multiplicative dichotomous noise $\xi(t)$) rather than periodic.

III. FINAL STATE: POLARIZATION AND CONSENSUS PROBABILITIES

In its final state the population is either in the polarized state pol- LR , or in one of its three absorbing/consensus states (all- L , all- R or all- C), see Fig. 2. We denote by P_{LR} the probability to end up in the polarized final state pol- LR . The probabilities to reach the absorbing/consensus states all- C , all- L , and all- R are respectively denoted by P_C, P_L and P_R . The density of voters of each type is $\ell \equiv N_L/N$, $r \equiv N_R/N$ and $c \equiv N_C/N = 1 - \ell - r$, and initially the population consists of densities $x, y, z = 1 - x - y$ of L, R and C voters, respectively.

In the absence of environmental switching, the probabilities of ending in any of the absorbing/consensus or polarization states were found to depend non-trivially on the parameter $s \equiv Nb$ and (x, y, z) [53, 54], see Appendix B. Here, we are interested in finding how P_{LR}, P_C, P_L and P_R , as well as the final densities (ℓ, r, c) depend on ν under various scenarios. We consider the same initial density of L and R voters, i.e. $0 < x = y = (1 - z)/2 < 1/2$, which suffices for our purposes and simplifies the analysis. (Only in Appendix C we briefly consider an example with $x \neq y$.) By symmetry, $x = y$ implies $P_L(\nu) = P_R(\nu)$, i.e. the probability of L and R consensus is the same. When it occurs, polarization consists of a fraction $1/2$ of L and R voters, see Fig. 2. We thus have $P_{LR} + P_C + P_L + P_R = P_{LR} + P_C + 2P_L = 1$, and therefore focus on studying P_{LR} and P_C as functions of ν for different values of δ and z , treated as parameters, from which we obtain also the final densities $(\ell, r, c) = (\ell, \ell, 1 - 2\ell) = ((1 - P_C)/2, (1 - P_C)/2, P_C)$, see Appendix A 2.

A. Final state in the regimes $\nu \rightarrow 0$ and $\nu \rightarrow \infty$

The polarization and consensus probabilities can be computed analytically in the regimes $\nu \rightarrow 0$ and $\nu \rightarrow \infty$. For this, we take advantage of the results obtained in the *absence of external influences* for the polarization probability \mathcal{P}_{LR} , and the probabilities of C, L and R consensus, respectively denoted here by $\mathcal{P}_C, \mathcal{P}_L$ and \mathcal{P}_R . In the absence of external influences, these quantities have been obtained in Refs. [53, 54] and are summarized in Appendix B 1.

1. Polarization and consensus probabilities in the regime $\nu \rightarrow 0$

When $\nu \rightarrow 0$, we can assume that there are no switches before attaining polarization or consensus. In this case, ξ is a quenched random variable, and the kinetics is the superposition of the 3CVM dynamics in the stationary environment $\xi = \pm 1$ with probability $(1 \pm \delta)/2$. As a result, the polarization probability when $\nu \rightarrow 0$, P_{LR}^0 , is the superposition of $\mathcal{P}_{LR}(\pm s, z)$, obtained in a static external state $\xi = \pm 1$, with probability $(1 \pm \delta)/2$:

$$P_{LR}^0 = \left(\frac{1 + \delta}{2}\right) \mathcal{P}_{LR}(s, z) + \left(\frac{1 - \delta}{2}\right) \mathcal{P}_{LR}(-s, z), \quad (3)$$

which is readily obtained from (B1) or (B3). Similarly, the consensus probabilities when $\nu \rightarrow 0$, are obtained from (B1), with (B2) and (B4), and $\mathcal{P}_L(s, z) = (1 - \mathcal{P}_{LR}(s, z) - \mathcal{P}_C(s, z))/2$:

$$P_{C,L}^0 = \left(\frac{1 + \delta}{2}\right) \mathcal{P}_{C,L}(s, z) + \left(\frac{1 - \delta}{2}\right) \mathcal{P}_{C,L}(-s, z). \quad (4)$$

With (B5) and (4), we obtain the final density $\ell_0 = r_0$ of L and R voters when $\nu \rightarrow 0$:

$$\ell_0 = r_0 = \frac{1 - P_C^0}{2}. \quad (5)$$

2. Polarization and consensus probabilities in the regime $\nu \rightarrow \infty$

When $\nu \rightarrow \infty$, so many switches occur before polarization or consensus that ξ self-averages [71, 72, 75–78]. In this case, ξ is an annealed random variable that can be replaced by its average: $\xi \rightarrow \langle \xi \rangle = \delta$. The switching dynamics of the 3CVM with $\nu \rightarrow \infty$ is thus the same as in Ref. [54], with $s \rightarrow s\langle \xi \rangle = s\delta$. In the limit $\nu \rightarrow \infty$, the polarization probability, P_{LR}^∞ , is therefore obtained from (B1) or (B3) according to

$$P_{LR}^\infty = \mathcal{P}_{LR}(s\delta, z). \quad (6)$$

Similarly, the consensus probabilities under high ν , $P_{C,L}^\infty$, are obtained from (B2) and (B3):

$$P_{C,L}^\infty = \mathcal{P}_{C,L}(s\delta, z). \quad (7)$$

With (B5) and (7) the final density $\ell_\infty = r_\infty$ of L and R voters in the regime $\nu \rightarrow \infty$:

$$\ell_\infty = r_\infty = \frac{1 - P_C^\infty}{2}. \quad (8)$$

Since $\mathcal{P}_{LR} \approx 1$ when $s \equiv Nb \gg 1$ and $\mathcal{P}_C \approx 1$ when $s < 0$ and $|s| \gg 1$ [54], see Appendix B1, we focus on the regime where the small influences bias affects a large but finite number of voters, i.e. $b \ll 1$ and $s \gg 1$, with $s\delta = \mathcal{O}(1)$. This allows us to highlight the effect of the external influences.

B. Polarization and consensus probabilities when $\delta > 0$

When $\delta > 0$, most of the time is spent in the external state $\xi = 1$, where influences favour polarization (pol- LR), see Figs. 1 and 2.

In fact, as shown in Fig. 3(a), when z is not too close to 1, $P_{LR} > P_C$ for all values of ν . In this case, P_{LR} increases with ν over a large range of values (for $\nu \gtrsim b$), with $P_{LR} \approx P_{LR}^0 \approx (1 + \delta)/2$ when $\nu \ll b$ and $P_{LR} \approx P_{LR}^\infty$ when $\nu \gg b$, whereas P_C is a decreasing function of ν , with $P_C \approx P_C^0 \approx (1 - \delta)/2$ when $\nu \ll b$ and $P_C \approx P_C^\infty \ll 1$ when $\nu \gg b$, see Fig. 3(a). The fact that P_{LR} and P_C vary little with ν and are very close to $P_{LR}^{0,\infty}$ and $P_C^{0,\infty}$ indicates that the analytical predictions for $P_{LR}^{0,\infty}$ and $P_C^{0,\infty}$ not only apply to the limits $\nu \rightarrow 0, \infty$, but are also valid approximations of $P_{LR}(\nu)$ and $P_C(\nu)$ in the regimes of low and fast switching rate (see below). We also notice in Fig. 3(a), that P_{LR} exhibits a weak non-monotonic behaviour, with a ‘‘dip’’ for $\nu \sim b$. In this setting, the final fraction of L and R voters, given by $\ell = r = (1 - P_C)/2$ (see Appendix A2), is an increasing function of ν , while the final density of centrists, $c = 1 - 2\ell = P_C$, decreases with ν , see inset of Fig. 3(a).

When there is a small initial fraction of L and R voters, with z close to 1, centrism can prevail over a large range of values of ν : $P_C > P_{LR}$ for $\nu \gtrsim b$, see Fig. 3(b). The probability P_{LR} thus decreases with ν , while P_C can have a non-monotonic behaviour as in Fig. 3(b) where it exhibits a ‘‘bump’’ for $\nu \sim b$. In this case, centrists hold the majority opinion over an intermediate range of ν : $P_C > P_{LR} + P_L + P_R = 1 - P_C$, i.e. $P_C > 1/2$ when $\nu = \mathcal{O}(b)$, see inset of Fig. 3(b).

In Fig. 3, the predictions (3), (4) and (6), (7) for $P_{LR/C}^0$ and $P_{LR/C}^\infty$ are in good agreement with simulation data when $\nu \ll b$ and $\nu \gg b$, respectively. The results reported in Fig. 3 show that when $\delta > 0$ the main effects of the switching external influences is to tame the bias favouring polarization. P_{LR} and P_C can thus increase or decrease with ν , and even have a local extremum at a nontrivial switching rate. We explain this by solving, at fixed δ , $P_{LR}^\infty = P_{LR}^0$ and $P_C^\infty = P_C^0$ for z_{LR} and z_C with (3), (4), (6), (7):

$$\begin{aligned} \mathcal{P}_{LR}(s\delta, z_{LR}) &= \left(\frac{1 + \delta}{2}\right) \mathcal{P}_{LR}(s, z_{LR}) + \left(\frac{1 - \delta}{2}\right) \mathcal{P}_{LR}(-s, z_{LR}), \\ \mathcal{P}_C(s\delta, z_C) &= \left(\frac{1 + \delta}{2}\right) \mathcal{P}_C(s, z_C) + \left(\frac{1 - \delta}{2}\right) \mathcal{P}_C(-s, z_C). \end{aligned} \quad (9)$$

Using (B1) and (B2), these equations are solved for z_{LR} and z_C . When $z < z_{LR}$, $P_{LR}^\infty > P_{LR}^0$ while $P_{LR}^\infty < P_{LR}^0$ when $z > z_{LR}$. Similarly, $P_C^\infty > P_C^0$ when $z > z_C$ and $P_C^\infty < P_C^0$ for $z < z_C$. In the examples of Fig. 3, $z_{LR} \approx 0.708$ and $z_C \approx 0.887$, and therefore $z < z_{LR,C}$ in Fig. 3(a) and $z_{LR} < z < z_C$ in Fig. 3(b), which agrees with $P_{LR}^\infty > P_{LR}^0$ and $P_C^\infty < P_C^0$ reported in Fig. 3(a), and with $P_{LR,C}^\infty < P_{LR,C}^0$ in Fig. 3(b).

The extrema of P_{LR} and P_C in Fig. 3 at $\nu \sim b$ can be explained heuristically. In fact, when $\nu \rightarrow 0$, the population remains in the initial external state $\xi(0)$ until polarization or consensus occurs. When $s \gg 1$ and $\nu \ll 1$, polarization

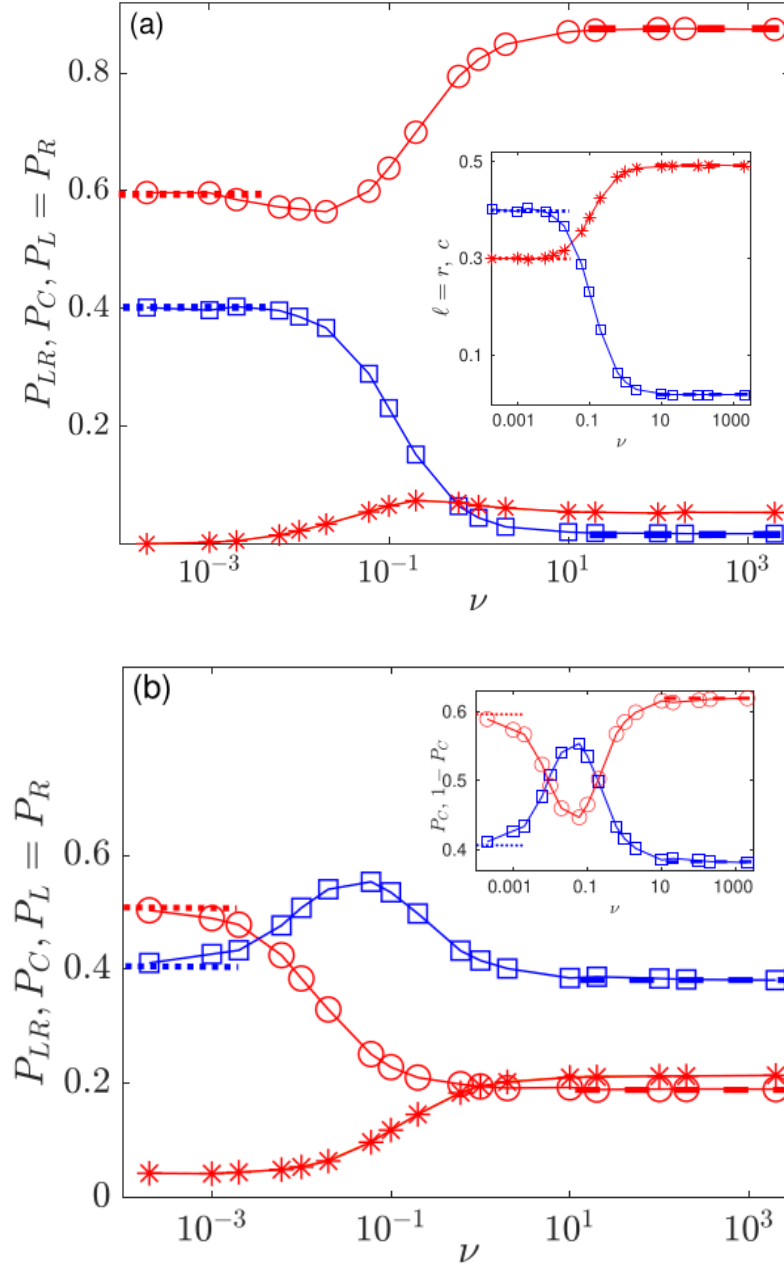


FIG. 3: (*Color online*). Main panels: P_{LR} (circles), P_C (squares), $P_L = P_R$ (stars) vs. ν for $\delta = 0.2$ and different initial conditions. Here and in the other figures symbols are from simulations (averaged over 10^5 samples). Thick horizontal lines in the main panels are eyeguides showing P_{LR}^∞ (red, dashed), P_C^∞ (blue, dashed), P_{LR}^0 (red, dotted), P_C^0 (blue, dotted) given by (6),(7),(3), and (4), see text. (a) Initial condition: $x = y = 0.25$ and $z = 0.5$. Inset: final densities $\ell = r$ (L/R -voters, stars) and c (centrists, squares) vs. ν . Horizontal lines show $\ell_\infty = r_\infty$ (dashed, red) and $c_\infty = 1 - 2\ell_\infty$ (dashed, blue) from (8), ℓ_0 (dotted, red) and $c_0 = 1 - 2\ell_0$ (dotted, blue) from (5). (b) Initial condition: $x = y = 0.06$ and $z = 0.88$. Inset: P_C (squares) and $1 - P_C$ (diamonds) vs. ν : centrism is the majority opinion in the range of intermediate switching rate, $\nu \sim b = 0.1$, where $P_C(\nu) > 1/2$. Horizontal lines show $1 - P_C^\infty$ (dashed, red), P_C^∞ (dashed, blue), $1 - P_C^0$ (dotted, red) and P_C^0 (dotted, blue). In all panels and insets: $(N, b, s) = (200, 0.1, 20)$, see text.

occurs with a probability close to 1 if $\xi(0) = 1$ and close to 0 otherwise, and we have $P_{LR}(\nu \ll b) \approx (1 + \delta)/2$. We

argue that $P_{LR}(\nu)$ decreases with ν when this rate is raised from $\nu \rightarrow 0$ to $\nu \lesssim b \ll 1$. For the sake of argument, we focus on the switching rate ν_* for which there is one external switch before reaching the final state. As discussed in Sec. IV B, we have $\nu_* \lesssim b$ (see the inset of Fig. 6(b)), with $\xi(t > 1/\nu_*) = -\xi(0)$, and the population settles in its final state after a time $T \sim (\ln N)/b$. Hence, if $\xi(0) = 1$, the final state is polarization if pol-LR is reached in a time $t \lesssim 1/\nu_*$, when we still have $\xi(t) = 1$. This occurs approximately with a probability $1/(T\nu_*)$. On the other hand, if $\xi(0) = -1$, the final state is polarization if pol-LR is reached after the external switch, when $\xi(t) = 1$, i.e. for $t \gtrsim 1/\nu_*$, and this occurs with an approximate probability $1 - 1/(T\nu_*)$. Hence, we estimate

$$P_{LR}(\nu_*) \approx \left(\frac{1+\delta}{2}\right) \frac{1}{T\nu_*} + \left(\frac{1-\delta}{2}\right) \left(1 - \frac{1}{T\nu_*}\right) = \frac{1}{2} + \delta \left(\frac{1}{T\nu_*} - \frac{1}{2}\right) < P_{LR}^0,$$

which explains that $P_{LR}(\nu)$ decreases with ν when $\nu \lesssim b$. When ν is increased further above b , $P_{LR}(\nu)$ increases with ν and approaches $P_{LR}^\infty > P_{LR}^0$. This explains qualitatively the non-monotonic behaviour of $P_{LR}(\nu)$ in Fig. 3(a), with a dip at $\nu_* \approx 0.02$, and $P_{LR}(\nu_*) \approx 0.565 < P_{LR}^0 \approx 0.6 < P_{LR}^\infty \approx 0.876$, while our rough estimate, with $T \approx 63$ (see Fig. 6(a)), gives $P_{LR}(\nu_*) \approx 0.56$. Similarly, in Fig. 3(b), $P_C^\infty \approx P_C^0 < P_C(\nu_*)$, which results in a ‘‘bump’’ in $P_C(\nu)$ at some $\nu_* \lesssim b$.

C. Polarization and consensus probabilities when $\delta < 0$

When $\delta < 0$, most time is spent in the external state $\xi = -1$, where influences favour centrist consensus. Hence, when $s = Nb \gg 1$ and z is not too close to 0, centrism prevails over the other opinions: $P_C > P_{LR} \gg P_{L,R}$ for all values of ν , see Fig. 4(a). In this case, we find: $P_C \approx P_C^0 \approx (1 + |\delta|)/2 > P_{LR} \approx P_{LR}^0 \approx (1 - |\delta|)/2$ when $\nu \ll 1$, while $P_C \approx P_C^\infty \approx 1$ and $P_{LR} \approx P_{L,R} \approx P_{LR}^\infty \approx 0$ when $\nu \gg 1$. In Fig. 4(a), P_C increases with ν from $(1 + |\delta|)/2$ to 1, while, P_{LR} decreases from $(1 - |\delta|)/2$ to 0 as ν is raised. This results in a final state consisting of a majority of C voters, whose final density c increases from $(1 + |\delta|)/2$ to 1, and a minority of L and R voters, whose final density $\ell = r$ decreases with ν from $(1 - |\delta|)/4$ to 0, see the inset of Fig. 4(a). In fact, while all- C is the most likely final state, there is a finite probability of polarization at low and intermediate switching rate.

When $s \gg 1$ and the initial population consists mainly of L and R voters ($z \ll 1$), polarization is the most likely final state, with $P_{LR} > P_C > P_{L,R}$ for $\nu \gg b$, see Fig. 4(b). Centrists thus generally hold the minority opinion when $\nu \gg b$, while C is the majority opinion ($P_C > 1/2$) only under low switching rate, see inset of Fig. 4(b). In the limiting regimes $\nu \ll b$ and $\nu \gg b$, P_{LR} and P_C respectively approach the values of $P_{LR}^{0,\infty}, P_C^{0,\infty}$. We can again use (9) to determine the initial density z_{LR} , such that $P_{LR}^\infty > P_{LR}^0$ if $z < z_{LR}$ and $P_{LR}^\infty \leq P_{LR}^0$ otherwise, and z_C such that $P_C^\infty > P_C^0$ if $z > z_C$ and $P_C^\infty \leq P_C^0$ otherwise. In the example of Fig. 4, $z_{LR} \approx z_C \approx 0.112$. As for $\delta > 0$, in the regime of intermediate switching, as for $\delta > 0$, P_{LR} and $P_{L,R}$ can exhibit bumps and P_C a dip, see Fig. 4(b) where they have modest extrema around $\nu \sim b$.

D. Polarization and consensus probabilities under symmetric switching ($\delta = 0$)

When $\delta = 0$, social switching is symmetric, and the same average amount of time is spent in $\xi = \pm 1$. External influences thus favour centrism ($\xi = -1$) and polarization ($\xi = 1$) in turn, see Fig. 1(c), and all realizations start in either of the external states $\xi = \pm 1$ with the same probability $1/2$.

In the regime where $\nu \ll b$, the final state is reached with a probability close to $1/2$ from either external state $\xi = \pm 1$. When $\xi = 1$, polarization is almost certain, whereas there is centrist consensus with probability 1 when $\xi = -1$. Hence, $P_{LR} \approx P_C \approx P_{LR}^0 = P_C^0 = 1/2$ and $P_L = P_R \approx 0$ when $\nu \ll b$. Under low switching rate, $\nu < b$, a small number switches can occur prior reaching the final state, but switching being symmetric, the net effect mostly cancels out and $P_{LR} = P_C \approx P_{LR}^0 = P_C^0 = 1/2$ when $s \gg 1$, as in Fig. 5(a,b).

When $\nu \gg b$, there are many switches before reaching the final state (see below). This results in the self-averaging of ξ , yielding $\xi \rightarrow \langle \xi \rangle = 0$. Hence, when $\nu \gg b$ polarization and centrist consensus occur with probabilities

$$P_{LR} \approx P_{LR}^\infty = 1 - \frac{1 - (1 - z)^2}{\sqrt{1 + (1 - z)^2}} \quad \text{and} \quad P_C \approx P_C^\infty = z,$$

where we have used (6) and (7) with (B3). We can determine when these probabilities increase with ν by solving (9). When $s \gg 1$, we find $z_{LR} = (4 - \sqrt{18 - 2\sqrt{22}})/4 \approx 0.3621$ and $z_C = 1/2$. When $s \gg 1$ P_{LR} and P_C hence increase with ν when $z < z_{LR}$ and $z > 1/2$, respectively, see Fig. 5. In the case $z < 1/2$, P_C is a decreasing function of ν and C is generally the minority opinion ($P_C < 1/2$), see the inset of Fig. 5(b). As shown in Fig. 5(a), when

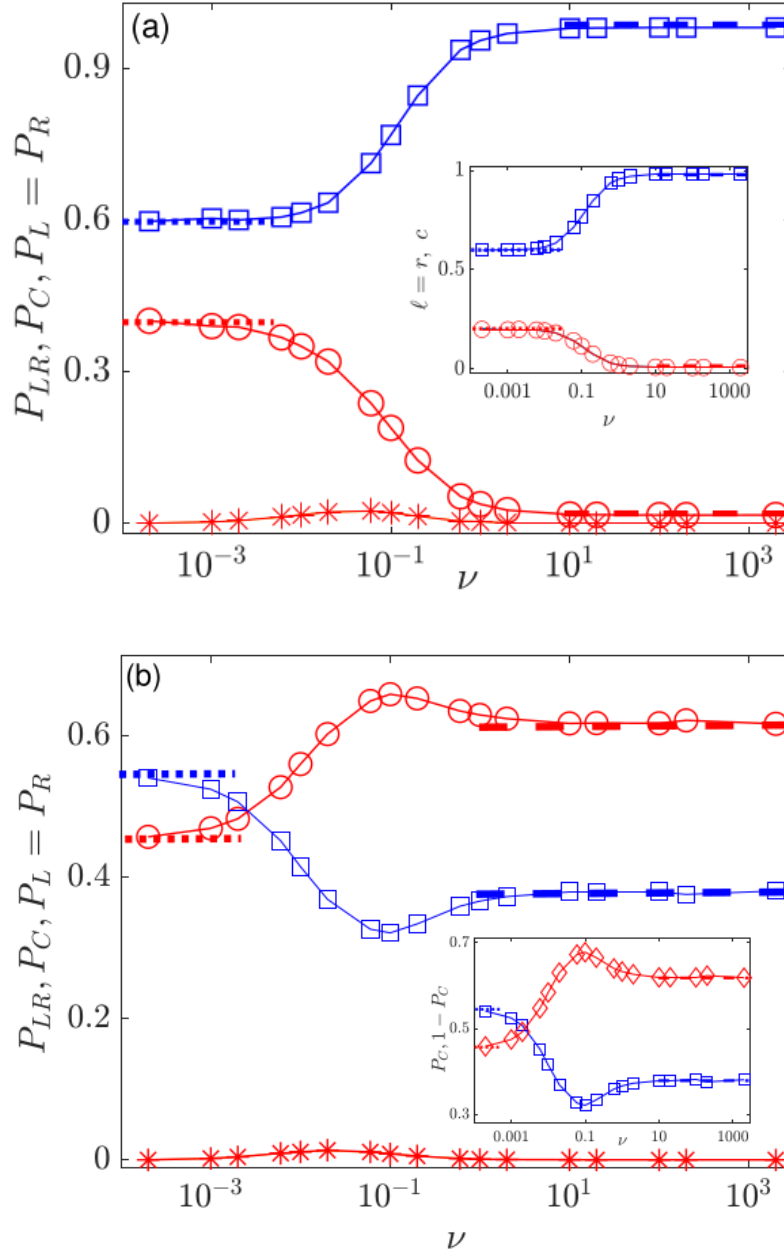


FIG. 4: (*Color online*). Main panels: Polarization and consensus probabilities, P_{LR} (circles), P_C (squares), $P_L = P_R$ (stars) vs. ν for $\delta = -0.2$, and different initial conditions. Thick dashed and dotted lines are as in Fig. 3. (a) Initial condition: $x = y = 0.25$ and $z = 0.5$. Inset: final densities $\ell = r$ (L/R -voters, stars) and c (centrists, squares) vs. ν . (b) Initial condition: $x = y = 0.47$ and $z = 0.06$. Inset: P_C (squares) and $1 - P_C$ (diamonds) vs. ν : centrists hold the majority opinion in the range of low switching rate ($\nu \ll b$) where $P_C(\nu) > 1/2$. In all panels and insets: $(N, b, s, \delta) = (200, 0.1, 20, -0.2)$, see text.

$z = 1/2$ we have $P_C^\infty = P_C^0 = 1/2$, and we find that the probability of centrist consensus remains essentially constant: $P_C(\nu) \approx 1/2$. When $s \gg 1$, $\delta = 0$ and $z = 2x = 2y = 1/2$, the final densities of voters are $c = P_C \approx 1/2$ and $\ell = r \approx (1 - P_C)/2 = 1/4$, see the inset of Fig. 5(a).

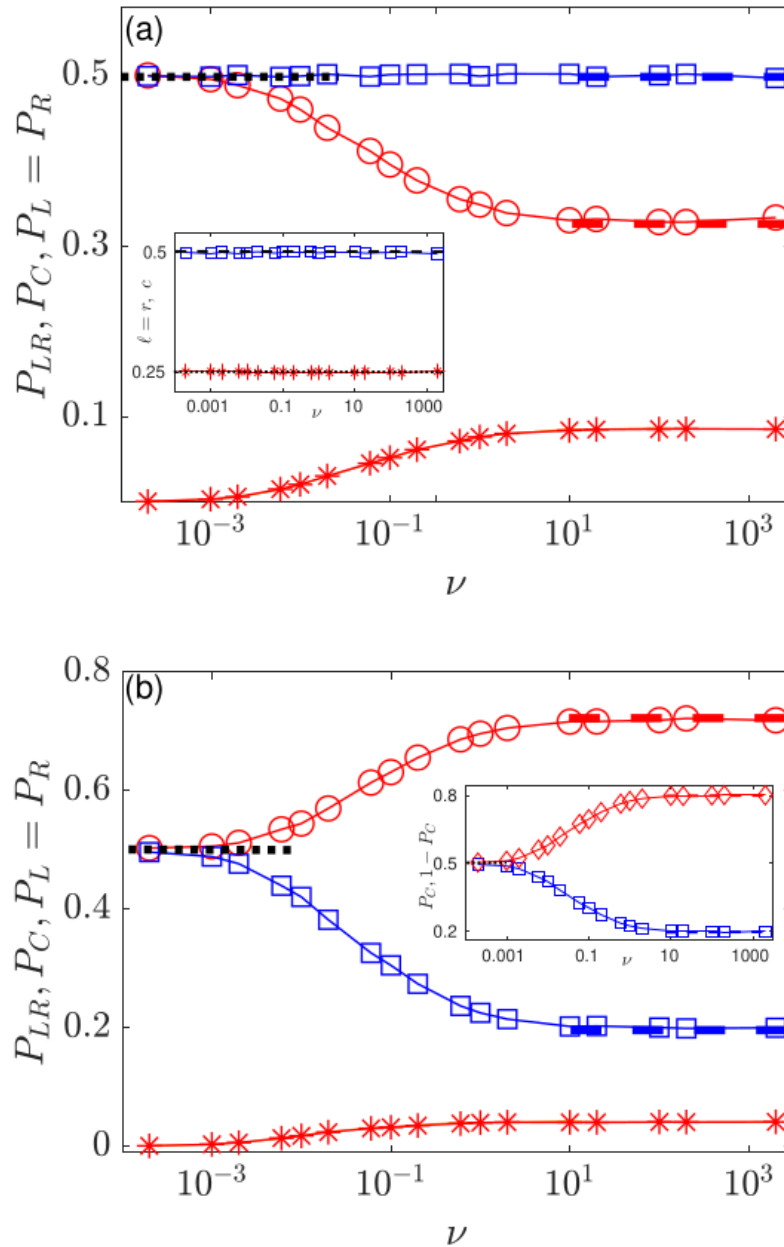


FIG. 5: (*Color online*). Main panels: Polarization and consensus probabilities, P_{LR} (circles), P_C (squares), $P_L = P_R$ (stars) vs. ν for $\delta = 0$, and different initial conditions under symmetric switching. Thick dashed and dotted lines are as in Fig. 3. (a) Initial condition: $x = y = 0.25$ and $z = 0.5$. Inset: final densities $\ell = r$ (L/R -voters, stars) and c (centrists, squares) vs. ν . In the special case $s \gg 1$, $\delta = 0$, $z = 2x = 2y$, $P_C(\nu) = c \approx 0.5$, see text. (b) Initial condition: $x = y = 0.4$ and $z = 0.2$. Inset: P_C (squares) and $1 - P_C$ (diamonds) vs. ν : under $\delta = 0$, centrists hold the minority opinion when $z < 1/2$. In all panels and insets, other parameters are: $(N, b, s, \delta) = (200, 0.1, 20, 0)$, see text.

IV. MEAN EXIT TIME

The mean exit time (MET), here denoted by $T(\nu)$, is the average time to reach one of three absorbing/consensus states (all- L , all- R , all- C) or the polarization line (pol- LR). Clearly, the MET complements the information provided by the polarization and consensus probabilities, and is therefore of great interest. Here, we study how the MET varies with ν for different values of δ and z .

A. Mean exit time in the regimes $\nu \rightarrow 0$ and $\nu \rightarrow \infty$

The MET is obtained analytically in the regimes $\nu \rightarrow 0$ and $\nu \rightarrow \infty$ in terms of $\mathcal{T}(s,z)$, its counterpart in the absence of external influences, as discussed in Appendix B 2.

1. MET in the regime $\nu \rightarrow 0$

When $\nu \rightarrow 0$, there are no switches before reaching the final state. The MET, T^0 , can thus be obtained by averaging $\mathcal{T}(s,z)$ over the stationary distribution of ξ . Since $\xi = \pm 1$ with probability $(1 \pm \delta)/2$, in this regime the MET reads:

$$T^0(s,\delta,z) = \left(\frac{1+\delta}{2}\right)\mathcal{T}(s,z) + \left(\frac{1-\delta}{2}\right)\mathcal{T}(-s,z). \quad (10)$$

$T^0(s,\delta,z)$ and its scaling are thus readily obtained from (B6) and (B7). From the symmetry $\mathcal{T}(-s,z) = \mathcal{T}(s,1-z)$, we have $T^0(s,\delta,1/2) = T^0(s,-\delta,1/2) = \mathcal{T}(s,1/2)$ for $z = 1/2$ [88]. In Fig. 6, we find that the predictions of Eq. (10) are in good agreement with simulation results when $\nu \ll 1$ in all scenarios ($\delta > 0$, $\delta < 0$ and $\delta = 0$).

2. MET in the regime $\nu \rightarrow \infty$

When $\nu \rightarrow \infty$, many external influences switches occur before the population reaches its final state. This leads to the self-averaging of ξ , which can therefore be replaced by its average: $\xi \rightarrow \langle \xi \rangle = \delta$. Hence, under high switching rate, the influences bias is rescaled according to $b \rightarrow b\delta$, yielding $s \rightarrow s\delta$, at fixed N . When $\nu \rightarrow \infty$ the MET, T^∞ , therefore satisfies (B6) with s substituted by $s\delta$, and thus

$$T^\infty(s,\delta,z) = \mathcal{T}(s\delta,z). \quad (11)$$

In this regime, the MET follows readily from the solution of (B6), and its scaling is obtained from (B7). Using the symmetry of \mathcal{T} , we have $T^\infty(s,\delta,z) = T^\infty(s,-\delta,1-z)$, which boils down to $T^\infty(s,\delta,1/2) = T^\infty(s,-\delta,1/2)$ when $z = 1/2$. Furthermore, when $\delta \rightarrow 0$, we have $T^\infty(s,0,z) = \mathcal{T}(0,z) = -2N[z \ln z + (1-z) \ln(1-z)]$, which is independent of the influences bias b . In Fig. 6, the predictions of Eq. (11) are in excellent agreement with simulation results for $\nu \gg 1$ in all scenarios $\delta > 0$, $\delta < 0$ and $\delta = 0$.

B. Mean exit time as function of the switching rate

We now consider the dependence of the MET under arbitrary ν .

When the switching rate is low, $\nu \ll b$, it is unlikely that there are any switches before reaching the final states, and thus $T(\nu) \approx T^0(s,\delta,z)$, see Eq. (10). When $b \ll 1$, $1 \ll s \ll N$, and z is not too close to 0 and 1, we thus have $T(\nu) \sim (\ln N)/b$, see Eq. (B7), and the average number of switches in this regime is $\nu T(\nu) \sim (\ln N)\nu/b$, see Fig. 6(a,b). Hence, when $\nu \sim b$ there are on average $\mathcal{O}(\ln N)$ switches before reaching the final state.

Under high ν , the system experiences a large number of switches causing the self-average of ξ (with $\xi(t) \rightarrow \delta$). In this regime, we have $T(\nu) \approx T^\infty(s,\delta,z)$, see Eq. (11), with $T(\nu) \sim N$. In this case, the average number of switches before reaching the final state is $\nu T(\nu) \sim \nu N$.

We can therefore revisit and characterise the three switching regimes:

- (i) When $\nu \ll b$, the system is in the regime of “low switching rate” and the final state can possibly be reached without experiencing any switches.
- (ii) When $\nu \sim b$, the population is in a regime of “intermediate switching rate”, where there are typically $\mathcal{O}(\ln N)$ switches before reaching the final state.
- (iii) When $\nu \gg b$, the system is in the regime of “high switching rate”, where the external noise self averages, and the number of switches before reaching the final state is $\mathcal{O}(\nu N)$ and hence grows linearly with νN , where $\nu N \gg Nb = s \gg 1$, see inset of Fig. 6 (b).

When the switching rate is raised across the above regimes, from $\nu \approx 0$ to $\nu \gg 1$, the MET changes its scaling behaviour. In regime (i), the MET scales as $T \sim (\ln N)/b$ and therefore $T/N \ll 1$ when $s \gg 1$, while in regime (iii) the MET scales as $T \sim N$, and therefore $T/N = f(z)$ is a scaling function of the initial fraction z . In the intermediate regime (ii), when $\nu \sim b$, the MET increases steeply with ν and interpolates between $T(\nu)/N \ll 1$ and $T(\nu)/N \approx f(z)$ as ν sweeps from regimes (ii) into (iii). This picture is confirmed by the results of Fig. 6(a,b).

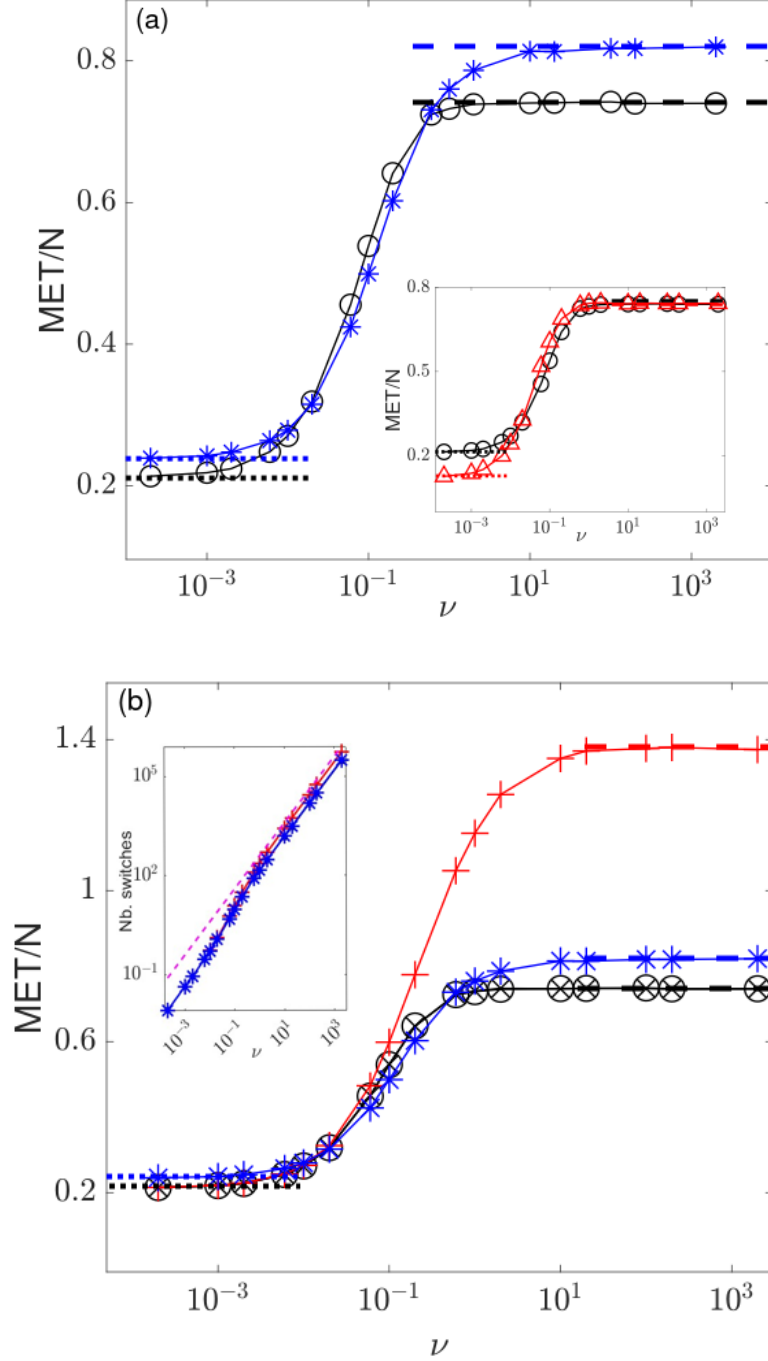


FIG. 6: Scaled mean exit time (MET) vs. ν : $T(\nu)/N$ for different N, δ and z . Symbols are from simulations. Dotted and dashed lines show T^0/N and T^∞/N from (10) and (11), respectively. (a) $(N, b, s, \delta) = (200, 0.1, 20, 0.2)$, with $z = 0.5$ (circles, black) and $z = 0.88$ (stars, blue). Inset: $T(\nu)/N$ for $(N, b, s, \delta, z) = (500, 0.08, 40, 0.1, 0.5)$ (triangles, red) and $(N, b, s, \delta, z) = (200, 0.1, 20, 0.2, 0.5)$ (circles, black). MET scales as $T(\nu)/N \sim (\ln N)/(Nb)$ when $\nu \ll b$ and $T(\nu)/N = \mathcal{O}(1)$ when $\nu \gg b$, see text. (b) $N = 200$, $b = 0.1$, $s = 20$, with $(\delta, z) = (0.2, 0.5)$ (circles, black), $(\delta, z) = (-0.2, 0.5)$ (crosses, black), $(\delta, z) = (0.2, 0.88)$ (stars, blue), and $(\delta, z) = (0, 0.5)$ (pluses, red). Inset: average number of switches vs. ν for the same parameters as in main panel (b). Dashed line is an eyeguide of slope $2N\nu$.

Fig. 6(a,b), illustrates that the initial fraction z has only a marginal effect on the MET in the limiting regimes

$\nu \ll b$ and $\nu \gg b$, which is well captured by (10) and (11). Fig. 6(b) shows that, as predicted by (11), the MET at fixed N, b, z is maximum when $\delta = 0$, with $T/N \approx T^\infty/N = -2[z \ln z + (1-z) \ln(1-z)]$, see Appendix B 2. The inset of Fig. 6(a) illustrates that the MET scales linearly with N in the regime (iii), while N has a marginal effect on $T(\nu)$ in the regimes (i) and (ii): When $\nu \gg b$, we find $T(\nu)/N = \mathcal{O}(1)$ as in Ref. [54]. When $\nu \ll b$, we find that $T(\nu)/N$ decreases with N in agreement with $T(\nu)/N \sim (\ln N)/(Nb)$. The inset of Fig. 6(b) confirms that when $\nu \gg b$ the average number of switches exhibits the same linear scaling with νN for different parameter sets.

Here, time-varying external influences are therefore responsible for a drastic change in the MET scaling: the MET scales as $(\ln N)/b$ under low switching rate, while it grows and scales linearly with N under high switching rate. When $s = Nb \gg 1$, reaching the final state thus takes much longer under $\nu \gg 1$ than $\nu \ll 1$.

V. CONCLUSION

Motivated by the evolution of opinions in a volatile social environment shaped by time-fluctuating external influences, arising, e.g., from news or social media, we have introduced a constrained three-state voter model subject to randomly binary time-fluctuating (switching) external influences. The voters of this population can hold either incompatible leftist or rightist opinions, or behave like centrists. The changing external influences (social environment) is modelled by a dichotomous random process that favours in turn the rise of polarization or the spread of centrism. The fate of this population is either to reach a consensus with leftists, rightists, or centrists, or to achieve polarization, which consists of a frozen state comprised of only non-interacting leftists and rightists. By combining analytical and computational means, we have investigated the effect of the time-fluctuating external influences on the population's final state under various scenarios. In particular, we have studied how the rate of switching, as well as the switching asymmetry and initial population composition, affect the fate of this population.

Focusing on the interesting case of a small influences bias affecting a finite, yet large, number of voters, we have shown that the consensus and polarization probabilities can vary greatly with the rate of change of the external influences: these probabilities can either increase or decrease with the rate of external variations, and can also exhibit extrema. Remarkably, when there is a large initial majority of voters holding the opinions opposed by the external influences, the majority can resist the influences: the opinions supported by the majority of agents and opposed by the influences are the most likely to prevail over a range of parameters characterising the external variations. When this happens, the population settles in a final state in which a majority of voters holds the opinions opposed by the external influences, see Fig. 3(b) and Fig. 4(b). We have also shown that the time-switching influences are responsible for a drastic change in the scaling of the mean time to reach final state: the mean exit time is generally much bigger under high switching rate, when it scales linearly with population size, than under low switching rate.

The goal of this work was to study how time-varying external influences may affect the social dynamics of an idealized population. It is clear that the model analysed here is too simple to realistically capture the various complex effects of social and news media, and other time-varying external stimuli, on opinion dynamics. It is however natural to ask how this model can be generalized to become more realistic, and which kind of practical information it could then possibly provide. These points are addressed in Appendix C, where a potential application is briefly discussed. In fact, while the direct applications of the current model are admittedly limited, we believe that it is still useful since it sheds light on nontrivial effects that exogenous time-fluctuating influences can have on opinion dynamics. Hence, this work can be envisaged as a step towards more realistic modelling approaches to this challenging interdisciplinary problem.

Data Access Statement: data used to generate Figures 3 to 6 are electronically available at the following link: <https://doi.org/10.5518/1311>, see Ref. [86].

Appendix A: Master equation & mean-field limit when $N \rightarrow \infty$

In this appendix, we discuss the master equation governing the model's dynamics, and then its description in the mean-field limit when $N \rightarrow \infty$.

1. Master equation

The 3CVM switching dynamics in a finite population is a Markov chain defined by the transition rates

$$W_L^\pm(N_L, N_R, \xi) = \frac{(1 \pm b\xi)}{2} \frac{N_L(N - N_R - N_L)}{N(N-1)}, \quad W_R^\pm(N_L, N_R, \xi) = \frac{(1 \pm b\xi)}{2} \frac{N_R(N - N_R - N_L)}{N(N-1)}, \quad (\text{A1})$$

such that $N_L \xrightarrow{W_L^\pm} N_L \pm 1$ and $N_R \xrightarrow{W_R^\pm} N_R \pm 1$. The associated master equation (ME) gives the probability $P(N_L, N_R, \xi, t)$ to have N_L , N_R and $N_C = N - N_L - N_R$ voters in the population in the external state $\xi = \pm 1$ at time t [82], and here reads:

$$\begin{aligned} \frac{\partial P(N_L, N_R, \xi = 1, t)}{\partial t} &= (\mathbb{E}_L^- - 1) [W_L^+ P(N_L, N_R, 1, t)] + (\mathbb{E}_R^- - 1) [W_R^+ P(N_L, N_R, 1, t)] \\ &\quad + (\mathbb{E}_L^+ - 1) [W_L^- P(N_L, N_R, 1, t)] + (\mathbb{E}_R^+ - 1) [W_R^- P(N_L, N_R, 1, t)] \\ &\quad + \nu[(1 + \delta)P(N_L, N_R, -1, t) - (1 - \delta)P(N_L, N_R, 1, t)], \end{aligned} \quad (\text{A2a})$$

$$\begin{aligned} \frac{\partial P(N_L, N_R, \xi = -1, t)}{\partial t} &= (\mathbb{E}_L^- - 1) [W_L^+ P(N_L, N_R, -1, t)] + (\mathbb{E}_R^- - 1) [W_R^+ P(N_L, N_R, -1, t)] \\ &\quad + (\mathbb{E}_L^+ - 1) [W_L^- P(N_L, N_R, -1, t)] + (\mathbb{E}_R^+ - 1) [W_R^- P(N_L, N_R, -1, t)] \\ &\quad + \nu[(1 - \delta)P(N_L, N_R, 1, t) - (1 + \delta)P(N_L, N_R, -1, t)], \end{aligned} \quad (\text{A2b})$$

where \mathbb{E}_L^\pm and \mathbb{E}_R^\pm are shift operators such that $\mathbb{E}_L^\pm f(N_L, N_R, t) = f(N_L \pm 1, N_R, t)$, and $P(N_L, N_R, \xi, t) = 0$ whenever N_L or N_R are outside $[0, N]$. Clearly, $P(N_L, N_R, 1, t)$ and $P(N_L, N_R, -1, t)$ are coupled, and the last lines on the right-hand-side of (A2a) and (A2b) account for the random external switching. We notice that $W_{L/R}^\pm = 0$ when $N_L = 0, N_R = 0$ and $N_L + N_R = N$, corresponding to the three absorbing states all- R ($N_L = N_C = 0$), all- L ($N_R = N_C = 0$), all- C ($N_L = N_R = 0, N_C > 0$), and to the polarization state pol- LR ($N_L + N_R = N, N_C = 0$), see Fig. 2. The multivariate ME (A2) can be simulated exactly by standard methods, such as the Gillespie algorithm [84].

2. Mean-field limit when $N \rightarrow \infty$

In the mean-field limit where $N \rightarrow \infty$ and demographic can be ignored, the equation of motion of the densities are [54, 82]:

$$\frac{d}{dt} \ell = W_L^+ - W_L^- = b\xi \ell(1 - \ell - r), \quad \frac{d}{dt} r = W_R^+ - W_R^- = b\xi r(1 - \ell - r), \quad (\text{A3})$$

where we have used $c \equiv N_C/N = 1 - \ell - r$, and omitted the obvious time dependence. Here, the mean-field limit means that the dynamics is aptly described by Eqs. (A3) where $\xi(t) \in \{-1, 1\}$ is a randomly switching multiplicative noise, see (1). Eqs. (A3) are thus two coupled *stochastic* differential equations that have three absorbing steady states: $(\ell, r, c) = \{(1, 0, 0), (0, 1, 0), (0, 0, 1)\}$ associated respectively with the consensus states all- L , all- R and all- C . Eqs. (A3) also admit the line of steady states $(\ell, 1 - \ell, 0)$, with $0 < \ell < 1$, associated with state of polarization pol- LR , see Fig. 2. Eqs. (A3) conserve the ratio $\frac{\ell}{r} = \frac{x}{y}$, which implies that the final densities satisfy $\ell(\nu) = r(\nu)$ and $c(\nu) = 1 - 2\ell(\nu)$ when $x = y$.

It is useful to relate this result with the final densities in a *finite* population, in the case where $x = y$. When $N < \infty$, the final densities of R and L voters are $\ell(\nu) = r(\nu) = P_L(\nu) + P_{LR}(\nu)/2 = P_R(\nu) + P_{LR}(\nu)/2$ (as in the absence of external influences [53, 54]). The first contribution comes from the probability of ending in L or R consensus (with $P_L = P_R$). The second contribution arises from the fact that, when $x = y$, the polarization state consists of half L and R voters. Since $P_L + P_R + P_{LR} = 1 - P_C$ and $P_L = P_R$, we find $\ell(\nu) = r(\nu) = [1 - P_C(\nu)]/2$, and the final density of C voters is $c(\nu) = 1 - 2\ell(\nu) = P_C(\nu)$. When $N \rightarrow \infty$, Eqs. (A3) hold and predict that the densities approach polarization when $\xi = 1$ and centrist consensus when $\xi = -1$ on a timescale $t \sim 1/b$. Hence, when $N \rightarrow \infty$, the probability of L and R consensus vanish, $P_L = P_R \rightarrow 0$, and the final densities thus satisfy $\ell(\nu) = r(\nu) \rightarrow P_{LR}(\nu)/2$ and $c(\nu) = 1 - 2\ell(\nu) \rightarrow 1 - P_{LR}(\nu)$.

Appendix B: Polarization, consensus probabilities, and mean exit time in the absence of time-varying influences

Here, we reproduce the results obtained in Refs. [53, 54] for the polarization and consensus probabilities in the absence of external influences, and used in Secs. III A and IV A.

1. Polarization and consensus probabilities in the absence of time-varying influences

In the realm of the diffusion theory [68, 69, 82], when $N \gg 1$, $s \equiv Nb \neq 0$ and $x = y = (1 - z)/2$, the polarization and C -consensus probabilities, here respectively denoted by \mathcal{P}_{LR} and \mathcal{P}_C , are [54] [89]:

$$\mathcal{P}_{LR}(s, z) = \frac{e^{sz} \sqrt{1-z}}{2} \sum_{k=0}^{\infty} \frac{(-1)^k (4k+3)}{(2k+1)(k+1)} \frac{(2k+1)!! I_{2k+3/2}(s(1-z))}{(2k)!! I_{k+3/2}(s)}, \quad (\text{B1})$$

where $I_k(\cdot)$ denotes the modified Bessel function of first kind and order k [90], and

$$\mathcal{P}_C(s, z) = \frac{e^{-2s(1-z)} - e^{-2s}}{1 - e^{-2s}}. \quad (\text{B2})$$

When $z \neq 0, 1$, we have $\lim_{s \rightarrow \infty} \mathcal{P}_{LR}(s, z) = 1$ and $\lim_{s \rightarrow -\infty} \mathcal{P}_C(s, z) = 1$. In our examples, when $s \gg 1$ and z is not too close to 0 or 1, polarization and centrist consensus are almost certain, i.e. $\mathcal{P}_{LR}(s, z) \approx 1$ if $s > 0$ and $\mathcal{P}_C(s, z) \approx 1$ when $s < 0$ [54].

When $b = s = 0$, and $x = y = (1 - z)/2$, these quantities are [53]:

$$\mathcal{P}_{LR}(0, z) = 1 - \frac{1 - (1 - z)^2}{\sqrt{1 + (1 - z)^2}}, \quad \mathcal{P}_C(0, z) = z. \quad (\text{B3})$$

When $x = y = (1 - z)/2$, the probability $\mathcal{P}_R = \mathcal{P}_L$ to end up in an L or R consensus is thus

$$\mathcal{P}_R(s, z) = \mathcal{P}_L(s, z) = \frac{1 - \mathcal{P}_{LR}(s, z) - \mathcal{P}_C(s, z)}{2}, \quad (\text{B4})$$

while there is the same average final fraction ℓ and r of voters of type L and R , given by

$$r = \ell = \frac{\mathcal{P}_{LR}(s, z)}{2} + \mathcal{P}_R(s, z) = \frac{1 - \mathcal{P}_C(s, z)}{2}. \quad (\text{B5})$$

Expressions (B4) and (B5) hold both when $s \neq 0$ with (B1) and (B2), and when $s = 0$ with (B3).

2. Mean exit time in the absence of time-varying influences

In Refs. [53, 54], the (unconditional) mean exit time of the 3CVM in the absence of time-varying influences, here denoted by \mathcal{T} , was shown to satisfy

$$\frac{z(1-z)}{2N} \left[-2s \frac{d\mathcal{T}(s, z)}{dz} + \frac{d^2\mathcal{T}(s, z)}{dz^2} \right] = -1, \quad (\text{B6})$$

with $\mathcal{T}(s, 0) = \mathcal{T}(s, 1) = 0$ [91]. The symmetry of (B6) under $(s, z) \rightarrow (-s, 1 - z)$ implies $\mathcal{T}(-s, z) = \mathcal{T}(s, 1 - z)$ [54]. When $s = Nb \neq 0$ and $|b| \ll 1$, with z not too close to 0 and 1, the MET scaling is [54, 69, 85]

$$\mathcal{T}(s, z) \sim \begin{cases} \frac{N \ln N}{|s|} & \text{when } 1 \ll |s| \ll N \\ N & \text{when } |b| \ll 1 \text{ and } |s| \gg 1, \end{cases} \quad (\text{B7})$$

yielding $\mathcal{T}(s, z) = \mathcal{O}(\ln N/b)$ when $|b| \ll 1$ and $1 \ll |s| \ll N$. When $b = s = 0$, the MET $\mathcal{T}(0, z)$ takes the simple closed form $\mathcal{T}(0, z) = -2N[z \ln z + (1 - z) \ln(1 - z)]$ [53], and in this case, it scales linearly with the population size: $\mathcal{T}(0, z) \sim N$.

Appendix C: Possible generalizations and applications of the model

In this appendix, we briefly discuss some possible generalizations and applications of the 3CVM with switching dynamics.

It is often hard to map complex real social systems onto idealized theoretical models: these commonly suffer from a number of limitations that make their use for the practical characterization of social behaviour difficult. The 3CVM

with switching dynamics is of course no exception, and among its limitations, we list the following: (i) it is doomed to end up in either consensus or L/R -polarization, but never admits the long-lived coexistence of the three opinions; (ii) the present model formulation assumes that all agents interact with all others on a complete graph (rather than on a complex dynamic network); (iii) as most classical voter models, all agents are identical in the 3CVM (there are no “zealots”); (iv) interactions are pairwise (no group pressure); (v) in many applications, there are more than three possible opinions/parties.

Since the 3CVM can be generalized to overcome the limitations (i)-(v) at the expense of its mathematical tractability, it is useful to discuss a possible application. The main challenge for this is to find data against which to calibrate the parameters ν and δ characterising the external time-varying influences. In this context, the formulation of the 3CVM suggests to test its use to describe the distribution of opinions in the readership of a newspaper such as the Guardian in the UK whose political backing of the Labour, Liberal (Lib Dem) and Conservative parties has changed on various occasions in the last 78 years.

We have used the dataset [87] referring to the 18 general elections held in the UK between 1945-2010 to try and estimate the parameters ν and δ for a population corresponding to a random sample of the readership of the Guardian (whose circulation between 1945-2021 has varied between 10^5 and 3×10^5). If we use the average time between each general election as unit of time, and notice that the Guardian’s political orientation changed 8 times between 1945-2010, in 1950, 1951, 1955, 1959, 1974, 1979, 2005, 2010. We can estimate that the average switching rate is $\nu \approx 8/18$. By treating the backing of the Labour or Conservative party as being in the influences state $\xi = 1$, and representing the backing of the Lib Dem party by $\xi = -1$, we estimate that on average $\langle \xi \rangle = \delta \approx 6/18$ [92]. The parameter b could in principle be estimated from the approach to the “final state” occurring on a timescale $\sim 1/b$, see (A3). In this context, it is very difficult to assess on what timescale consensus or polarization may occur, if ever. Here, for the sake of argument, we set $b = 0.01$. With $(b, \nu, \delta) = (0.01, 0.44, 0.33)$ and assuming an initial population consisting of 60% and 10% of labour and conservative supporters, respectively, and 30% of Lib Dem backers, the model predicts a final state consisting of 70% and 12% of Labour and Conservative supporters, respectively, and 18% of Lib Dem backers in a random sample of size $N = 200$. For a larger sample of size $N = 1000$ and the same above parameters, the model predicts a final state comprised of 85% and 14% of Labour and Conservative supporters, and only a small fraction of 1% backing the Lib Dem party. These figures, suggesting the slow evolution towards quasi polarization of the Guardian’s readership, with a raise of support for the Labour party, as N increases, do not seem absurd but are not realistic as they underestimate the Lib Dem vote. Moreover, the 3CVM ignores entirely the existence of a small but non-negligible fraction of voters backing other parties (such as the Green party). A more realistic model would take into account more than 3 parties, and mechanisms ensuring the maintenance of long-lived coexistence of all opinions.

-
- [1] Granovetter, M. Threshold Models of Collective Behavior, *Am. J. Sociol.* **1978**, *83*, 1420–1443.
 - [2] Schelling, T. C. *Micromotives & Macrobehaviour*; W. W. Norton & Company, New York, USA, 1978.
 - [3] Galam, S.; Gefen, Y; Shapir, Y. Sociophysics: A new approach of sociological collective behaviour: I. Mean-behaviour description of a strike. *Math. J. of Sociology* **1982**, *9*, 1–13.
 - [4] Galam, S. Majority rule, hierarchical structures, and democratic totalitarianism: A statistical approach. *J. Math. Psychology* **1986**, *30*, 426–434.
 - [5] Galam, S. Social paradoxes of majority rule voting and renormalization group. *J. Stat. Phys.* **1990**, *61*, 943–951.
 - [6] Galam, S.; Moscovici, S. Towards a theory of collective phenomena: Consensus and attitude changes in groups. *Eur. J. Soc. Psychol.* **1991**, *21*, 49–74.
 - [7] Castellano, C.; Fortunato, S.; Loreto, V. Statistical physics of social dynamics. *Rev. Mod. Phys.* **2009**, *81*, 591–646.
 - [8] Galam, S. *Sociophysics*; Springer, Berlin, Germany, 2012.
 - [9] Sen, P; Chakrabarti, B. K. *Sociophysics: An Introduction*; Oxford University Press, Oxford, U.K., 2013.
 - [10] Perc, M.; Jordan, J. J.; Rand, D. G.; Wang, Z.; Boccaletti, S.; Szolnoki, A. Statistical physics of human cooperation. *Physics Reports* **2017**, *687*, 1–51.
 - [11] Schweitzer, F. Sociophysics. *Physics Today* **2018**, *71*, 40–46.
 - [12] Jedrzejewski, A.; Sznajd-Weron, K. Statistical physics of opinion formation: is it a SPOOF? *C. R. Physique* **2019**, *20*, 244–261.
 - [13] Redner, S. Reality-inspired voter models: A mini-review. *C. R. Physique* **2019**, *20*, 275–292.
 - [14] Li, Z.; Chen, X.; Yang, H.-X.; Szolnoki, A. Game-theoretical approach for opinion dynamics on social networks. *Chaos* **2022**, *32*, 73117:1-13.
 - [15] Liggett, T. M. *Interacting Particle Systems*; Springer, New York, U.S.A., 1985.
 - [16] Glauber, R. J. Time-Dependent Statistics of the Ising Model. *J. Math. Phys.* **1963**, *4*, 294–307.
 - [17] Asch, S. E. Opinions and Social Pressure. *Scientific American* **1955**, *193*, 31–35.
 - [18] Milgram, S.; Bickman, L; Berkowitz, L. Note on the drawing power of crowds of different size. *J. of Personality and Soc.*

- Psychology* **1969**, *13*, 79–82.
- [19] Lattané, B. The psychology of social impact. *Am. Psychologist* **1981**, *36*, 343–356.
- [20] Axelrod, R. The Dissemination of Culture: A Model with Local Convergence and Global Polarization. *J. Conflict Resolution* **1997**, *41*, 203–226.
- [21] Axelrod, R. *The complexity of cooperation*, Princeton University Press, Princeton, USA, 1997.
- [22] Castellano, C.; Marsili, M.; Vespignani, A. Nonequilibrium Phase Transition in a Model for Social Influence. *Phys. Rev. Lett.* **2000**, *85*, 3536–3539.
- [23] Klemm, K.; Eguiluz, V. M.; Toral, R.; San Miguel, M. Global culture: A noise-induced transition in finite systems. *Phys. Rev. E* **2003**, *67*, 045101:1–4.
- [24] McPherson J. M.; Smith-Lovin, L. Homophily in voluntary organizations: Status distance and the composition of face-to-face groups. *Am. Sociol. Rev.* **1987**, *52*, 370–379.
- [25] Mobilia, M. Does a Single Zealot Affect an Infinite Group of Voters? *Phys. Rev. Lett.* **2003**, *91*, 028701:1–4.
- [26] Mobilia, M.; Georgiev, I. T. Voting and catalytic processes with inhomogeneities. *Phys. Rev. E* **2005**, *71*, 046102:1–17.
- [27] Mobilia, M.; Petersen, A.; Redner, S. On the role of zealotry in the voter model. *J. Stat. Mech.* **2007**, *P08029*, 1–17.
- [28] Mobilia, M. Commitment versus persuasion in the three-party constrained voter model. *J. Stat. Phys.* **2013**, *151*, 69–91.
- [29] Mobilia, M. Nonlinear q -voter model with inflexible zealots. *Phys. Rev. E* **2015**, *92*, 012803:1–11.
- [30] Galam, S; Jacobs, F. The role of inflexible minorities in the breaking of democratic opinion dynamics. *Physica A* **2007**, *381*, 366–376.
- [31] Sznajd-Weron, K.; Tabiszewski, M.; Timpanaro, A. M. Phase transition in the Sznajd model with independence. *EPL* **2011**, *96*, 48002:p1–p6.
- [32] Acemoglu, D; Como, G.; Fagnani, F.; Ozdaglar, A. Opinion fluctuations and disagreement in social networks. *Math. Op. Res.* **2013**, *38*, 1–27.
- [33] Nyczka, P.; Sznajd-Weron, K. Anticonformity or Independence?—Insights from Statistical Physics. *J. Stat Phys.* **2013**, *151*, 174–202.
- [34] Masuda, N. Opinion control in complex networks *New J. Phys.* **2015**, *17*, 033031:1–11.
- [35] Li, X; Mobilia, M.; Rucklidge, A. M.; Zia, R. K. P. How does homophily shape the topology of a dynamic network? *Phys. Rev. E* **2021**, *104*, 044311:1–11.
- [36] Li, X; Mobilia, M.; Rucklidge, A. M.; Zia, R. K. P. Effects of homophily and heterophily on preferred-degree networks: mean-field analysis and overwhelming transition *J. Stat. Mech.* **2022**, *013402*, 1–27.
- [37] Castellano, C; Muñoz, M. A.; Pastor-Satorras, R. Nonlinear q -voter model. *Phys. Rev. E* **2009**, *80*, 041129:1–8.
- [38] Sznajd-Weron, K.; Sznajd, J. Opinion evolution in closed community. *Int. J. Mod. Phys. C* **2000**, *11*, 1157–1165.
- [39] Slanina F.; Lavicka, H. Analytical results for the Sznajd model of opinion formation. *Eur. Phys. J. B* **2003** *35*, 279–288.
- [40] Nyczka, P.; Sznajd-Weron, K.; Cislo, J. Opinion dynamics as a movement in a bistable potential. *Physica A* **2012**, *391*, 317–327.
- [41] Lambiotte, R.; Redner, S. Dynamics of non-conservative voters. *EPL* **2008**, *82*, 18007:p1–p5.
- [42] Slanina, F.; Sznajd-Weron, K.; Przybyla, P. Some new results on one-dimensional outflow dynamics. *EPL* **2008**, *82*, 18006:p1–p6.
- [43] Galam, S; Martins, A. C. R. Pitfalls driven by the sole use of local updates in dynamical systems. *EPL* **2011**, *95*, 48005:p1–p5.
- [44] Timpanaro, A. M.; Prado, C. P. C. Exit probability of the one-dimensional q -voter model: Analytical results and simulations for large networks. *Phys. Rev. E* **2014**, *89*, 052808:1–8.
- [45] Mellor, A.; Mobilia, M.; Zia, R. K. P. Characterization of the nonequilibrium steady state of a heterogeneous nonlinear q -voter model with zealotry. *EPL* **2016**, *113*, 48001:p1–p6.
- [46] Mellor, A.; Mobilia, M.; Zia, R. K. P. Heterogeneous out-of-equilibrium nonlinear q -voter model with zealotry. *Phys. Rev. E* **2017** *95*, 012104:1–15.
- [47] Deffuant, G.; Neau, D.; Amblard, F.; Weisbuch, G. Mixing Beliefs among Interacting Agents. *Adv. Complex Syst.* **2000**, *3*, 87–98.
- [48] Hegselmann, R.; Krause, U. Opinion dynamics and bounded confidence models, analysis, and simulation. *J. Artif. Soc. Soc. Simul.* **2002** *5*, Issue No 3.
- [49] Weisbuch, G.; Deffuant, G.; Amblard, F.; Nadal, J. P. Meet, discuss, and segregate! *Complexity* **2002**, *7*, 55–63.
- [50] Ben-Naim, E.; Krapivsky, P. L.; Redner, S. Bifurcations and Patterns in Compromise Processes, *Physica D* **183**, 190 (2003).
- [51] Slanina, F. Dynamical phase transitions in Hegselmann-Krause model of opinion dynamics and consensus. *Eur. Phys. J. B* **2011**, *79*, 99–106.
- [52] Vazquez, F.; Krapivsky, P. L.; Redner, S. Freezing and Slow Evolution in a Constrained Opinion Dynamics Model. *J. Phys. A: Math. Gen.* **2003**, *36*, L61–L68.
- [53] Vazquez, F.; Redner, S. Ultimate fate of constrained voters. *J. Phys. A: Math. Gen.* **2004**, *37*, 8479–8494.
- [54] Mobilia, M. Fixation and polarization in a three-species opinion dynamics model, *EPL* **2011**, *95*, 50002:p1–p6.
- [55] DellaVigna, S; Kaplan, E. The Fox News Effect: Media Bias and Voting. *The Quarterly Journal of Economics* **2007**, *122*, 1187–1234.
- [56] Gerber, A. S.; Karlan, D.; Bergan, D. Does the Media Matter? A Field Experiment Measuring the Effect of Newspapers on Voting Behavior and Political Opinions. *American Economic Journal: Applied Economics*, **2009**, *1*, 35–52.
- [57] Yang, J.; Leskovec, J. Patterns of Temporal Variation in Online Media. in *Proceedings of the Fourth ACM International Conference on Web Search and Data Mining*, Association for Computing Machinery, New York, USA, 2011.

- [58] Wettstein, M.; Wirth, W. Media Effects: How Media Influence Voters. *Swiss Political Science Review* **2017**, *23*, 262–269.
- [59] Holbrook, T. M. *Altered States: Changing Populations, Changing Parties, and the Transformation of the American Political Landscape*, Oxford Academic, New York, USA, 2016.
- [60] Dewenter, R.; Linder, M.; Thomas, T. Can media drive the electorate? The impact of media coverage on voting intentions. *European Journal of Political Economy* **2019**, *58*, 245–261.
- [61] Kaviani, M. S.; Li, L.; Maleki, H. Media, Partisan Ideology, and Corporate Social Responsibility. *Behavioral & Experimental Finance (Editor's Choice) eJournal* **2021**.
- [62] Bhat, D; Redner, S. Nonuniversal opinion dynamics driven by opposing external influences. *Phys. Rev. E* **2019**, *100*, 050301(R):1–5.
- [63] Bhat, D; Redner, S. Polarization and consensus by opposing external sources. *J. Stat. Mech.* **2020**, *013402*, 1–28.
- [64] Lorenz-Spreen, P.; Mørch Mønsted, B.; Hövel, P.; Lehmann, S. Accelerating dynamics of collective attention. *Nat. Commun.* **2019**, *10*, 1759:1–9.
- [65] Helfmann, L.; Djurdjevac Conrad, N.; Lorenz-Spreen, P.; Schütte, C. Modelling opinion dynamics under the impact of influencer and media strategies. *E-print: arXiv:2301.13661* **2023**.
- [66] Hosseiny, A.; Bahrami, M.; Palestini, A.; Gallegati, M. Metastable features of economic networks and responses to exogenous shocks. *PLoS ONE* **2016**, *11*, 1–22.
- [67] Hosseiny, A.; Absalan, M.; Sherafati, M.; Gallegati, M. Hysteresis of economic networks in an XY model. *Physica A* **2019**, *513*, 644–652.
- [68] Crow, J. F.; Kimura, M. *An Introduction to Population Genetics Theory*. The Blackburn Press, New Jersey, USA, 1970.
- [69] Ewens, W. J. *Mathematical Population Genetics*. Springer, New York, U.S.A., 2004.
- [70] Assaf, M.; Mobilia, M.; Roberts, E. Cooperation Dilemma in Finite Populations under Fluctuating Environments. *Phys. Rev. Lett.* **2013**, *111*, 238101:1–5.
- [71] West, R.; Mobilia, M.; Rucklidge, A. M. Survival behavior in the cyclic Lotka-Volterra model with a randomly switching reaction rate, *Phys. Rev. E.* **97**, 022406 (2018).
- [72] Horsthemke, W.; Lefever, R. *Noise-Induced Transitions*. Springer, Berlin, Germany, 2006.
- [73] Bena, I. Dichotomous noise: exact results for out-of-equilibrium systems. *Int. J. Mod. Phys. B* **2006**, *20*, 2825–2888.
- [74] Ridolfi, L.; D’Odorico, P.; Laio, F. *Noise-Induced Phenomena in the environmental Sciences*. Cambridge University Press, Cambridge, UK, 2011.
- [75] Wienand, K.; Frey, E.; Mobilia, M. Evolution of a Fluctuating Population in a Randomly Switching Environment. *Phys. Rev. Lett.* **2017**, *119*, 158301:1–65.
- [76] Wienand, K.; Frey, E.; Mobilia, M. Eco-evolutionary dynamics of a population with randomly switching carrying capacity. *J. R. Soc. Interface* **2018**, *15*, 20180343:1–12.
- [77] Taitelbaum, A.; West, R.; Assaf, M.; Mobilia, M. Population Dynamics in a Changing Environment: Random versus Periodic Switching. *Phys. Rev. Lett.* **2020**, *125*, 048105:1–6.
- [78] Taitelbaum, A.; West, R.; Mobilia, M.; Assaf, M. Evolutionary Dynamics in a Varying Environment: Continuous versus Discrete Noise. *Phys. Rev. Research.* **2023**, *5*, L022004:1–7.
- [79] Kalyuzhny, M.; Kadmon, R.; Shnerb, N. M. A neutral theory with environmental stochasticity explains static and dynamic properties of ecological communities. *Ecology Letters* **2015**, *18*, 572–580.
- [80] Hufton, P.-G.; Lin, Y.-T.; Galla, T.; McKane, A. J. Intrinsic noise in systems with switching environments. *Phys. Rev. E* **2016**, *93*, 052119:1–13.
- [81] Hidalgo, J.; Suweis, S.; Maritan, A. Species coexistence in a neutral dynamics with environmental noise. *J. Theor. Biol.* **2017**, *413*, 1–10.
- [82] Gardiner, C. W. *Handbook of Stochastic Methods*, Springer, New York, U.S.A., 2002.
- [83] Chakrabarti, B. K.; Acharyya, M. Dynamic transitions and hysteresis. *Rev. Mod. Phys.* **1999**, *71*, 847–859.
- [84] Gillespie, D. T. A general method for numerically simulating the stochastic time evolution of coupled chemical reactions. *J. Comput. Phys.* **1976** *22*, 403–434.
- [85] Blythe, R. A.; McKane, A. J. Stochastic models of evolution in genetics, ecology and linguistics. *J. Stat. Mech.* **2007**, *P07018*, 1–58.
- [86] Mobilia, M. SimData_Figs3to6. **2023** [Dataset]. <https://doi.org/10.5518/1311>.
- [87] The Guardian, News Datablog. **2010** [Dataset]. <https://www.theguardian.com/news/datablog/2010/may/04/general-election-newspaper-support>
- [88] The unwieldy expression of $\mathcal{T}(s, 1/2)$ is given in [54].
- [89] If $s < 0$ and $|s|(1-z) \gg 1$, Eq. (B1) can be approximated by $\mathcal{P}_{LR} \approx (e^{2|s|(1-z)} - 1)/(e^{2|s|} - 1)$, see [54]. This simplified expression is particularly useful to estimate \mathcal{P}_{LR}^∞ when $\delta < 0$, see Eq. (6).
- [90] In (B1), we have used the following property of the associated Legendre polynomials $P_l^m(x)$ for $x = 0$: $P_{2k+1}^1(0) = (-1)^k \frac{(2k+1)!!}{(2k)!!}$, and the convention $0!! = 1$.
- [91] Note that there is a typo in Eq.(11) of Ref. [54]: a factor 1/2 is missing in the prefactor that should read $w(1-w)/(2N)$. The results reported in Fig.3 of [54] are however correct.
- [92] Here, we consider the change from backing jointly two parties (e.g. Labour and Lib Dem) to supporting only one of those parties (e.g. Liberal Party) as a “switch”, and we treat the joint Labour/Liberal and Conservative/Liberal support as an influence state $\xi = (1-1)/2 = 0$.