
INDUCTIVE BIASES IN DEEP LEARNING MODELS FOR WEATHER PREDICTION

A PREPRINT

Jannik Thuemmel*
University of Tübingen

Matthias Karlbauer
University of Tübingen

Sebastian Otte
University of Lübeck

Christiane Zarfl
University of Tübingen

Georg Martius
University of Tübingen

Nicole Ludwig
University of Tübingen

Thomas Scholten
University of Tübingen

Ulrich Friedrich
Deutscher Wetterdienst, Offenbach

Volker Wulfmeyer
University of Hohenheim, Stuttgart

Bedartha Goswami
University of Tübingen

Martin V. Butz
University of Tübingen

ABSTRACT

Deep learning has gained immense popularity in the Earth sciences as it enables us to formulate purely data-driven models of complex Earth system processes. Deep learning-based weather prediction (DLWP) models have made significant progress in the last few years, achieving forecast skills comparable to established numerical weather prediction models with comparatively lesser computational costs. In order to train accurate, reliable, and tractable DLWP models with several millions of parameters, the model design needs to incorporate suitable inductive biases that encode structural assumptions about the data and the modelled processes. When chosen appropriately, these biases enable faster learning and better generalisation to unseen data. Although inductive biases play a crucial role in successful DLWP models, they are often not stated explicitly and their contribution to model performance remains unclear. Here, we review and analyse the inductive biases of state-of-the-art DLWP models with respect to five key design elements: data selection, learning objective, loss function, architecture, and optimisation method. We identify the most important inductive biases and highlight potential avenues towards more efficient and probabilistic DLWP models.

1 Introduction

Accurate weather forecasts play an important role in different aspects of modern society including agriculture, infrastructure, transportation, aviation, and disaster mitigation. Ongoing climate change increases the likelihood of extreme weather patterns on all scales [1, 2]. This creates immediate demand for new models that can cope with these more erratic and extreme weather patterns and provide reliable forecasts for the public welfare in the next decades. Until now, operational weather forecast models, which regularly issue predictions from minutes to days to weeks, rely on numerical weather prediction (NWP, box 1). NWP models are constructed by experts from physics, geoscience, and meteorology as well as from data analysis, statistics, and computer science to perform well.

Over the past three decades, NWP models have made significant improvements in providing highly accurate weather forecasts, particularly up to weekly timescales. For instance, forecast skills, which quantify improvements made over a baseline, for a 5-day forecast increased from slightly over 70% in the mid-nineties to over 90% in 2015 (c.f. figure 1 in [3]). Termed the ‘quiet revolution’ because of its incremental nature, the progress in NWP was made possible mainly by improvements in modelling subgrid processes, data assimilation and resulting model initialisation, and ensemble prediction (box 1). The gains in these areas crucially depended on concomitant advancements in computational technologies such as the availability of faster and more efficient computing chips which, however, has shown signs of slowing down in recent years, sparking new discussions of how NWP models can be adapted to the road ahead [4].

*Correspondence to: jannik.thuemmel@uni-tuebingen.de

box 1. Numerical Weather Prediction

Numerical Weather Prediction (NWP) is built upon the Navier-Stokes equations governing fluid dynamics with principles of mass and momentum conservation, the idealised gas law, and the first law of thermodynamics [5]. The result is a system of nonlinear, partial differential equations that model the physical processes unfolding in the atmosphere. To generate weather forecasts, given initial conditions that accurately describe the state of the atmosphere, the set of equations are numerically integrated in time on discretised, three-dimensional grid structures. Operational NWP models can cover a wide range of spatial and temporal forecast scales: from local, sub-hourly kilometre-scales, to mid-term, weekly-scales, to global seasonal scales. Two important factors of variation in performance of different NWP models are choices concerning how subgrid processes are modelled and how observational data is assimilated into an initial condition.

Subgrid physical processes Regardless of the NWP’s spatial and temporal resolution, physical processes below the model resolution will influence the modelled dynamics. These unresolved processes impact model evolution mainly via its thermodynamics (energy transfer) and dynamics (momentum transfer) and, for example, include radiative-transfer, the formation of clouds, deep convection, and land-atmosphere interactions. Typically, such processes are included in the NWP via ‘parameterisations’, which heuristically quantify their interaction with the properly resolved physical processes. Accurate parameterisations have a strong impact on the predictive power of NWP’s as they influence crucial model variables such as precipitation, temperature, and wind [6] and better model parameterisations form a central objective of research in Earth System Modelling [7].

Ensemble modelling Inherent nonlinearities of atmospheric dynamics impose a hard limit on how far ahead in time we can predict the weather. Small differences in specifying the initial atmospheric state can result in a predicted state that is drastically different from what is observed [8]. Probabilistic weather forecasts based on an ensemble of initial conditions, combined with online data assimilation try to tackle the problem by sampling the possible states in the future as best as possible with a given set of initial conditions, and then integrating the model with only those trajectories that are the most probable, given the latest observations [9]. This results in a forecast cycle, which goes from initial conditions to a first ensemble estimate, followed by a re-initialisation based on data assimilation, a second, more constrained ensemble, and so on. Strategies for model initialisation, data assimilation, and ensemble analysis crucially influence the predictive skill of NWP models.

Purely data-driven weather forecast models powered by deep learning (DL, box 2) are on the verge of triggering a major breakthrough in modelling atmospheric dynamics from short-to-medium range weather to climate scale simulations [10]. An early study in this direction used convolutional Long Short Term Memory (LSTM) networks for precipitation nowcasting [11]. Initial attempts to model global atmospheric states include a multilayer perceptron [12] and a convolutional neural network (CNN) architecture (with an LSTM variant) to forecast mid-tropospheric geopotential height [13], as well as an autoencoder setup to forecast the weather within a simple climate model [14]. Many similar studies that followed over the last four years have demonstrated the potential of using deep learning models for weather prediction (DLWP).

One fundamental reason why it is attractive to use DL for predicting the weather is its apparent simplicity—we do not need to fully understand nor explicitly model the physics of the atmosphere as thoroughly as in NWP. NWP models themselves are highly complicated objects with many interdependent handcrafted modules and tuning parameters, which make them hard to adapt to new situations. In contrast, DLWPs may learn the necessary abstract representations of atmospheric dynamics required to predict the weather accurately, and infer the influences of subgrid processes and interactions between them from their training data (box 2). Deep learning thus enables faster model adaptation and more flexible inferences of complex correlation patterns as long as sufficient amounts of data are available. Moreover, once a DLWP model has been trained, the forward inference of a forecast can be conducted at a fraction of the energy and time investment of an NWP forecast [15].

Setting up a DL model, however, requires many design choices, all of which induce implicit and nontrivial learning and information processing biases. Inductive biases (box 2) essentially implement prior assumptions about the modelled system dynamics, aiming at both keeping the learning problem tractable and fostering generalisation. In order to develop a DLWP model that is tractable, generalisable to out-of-data scenarios, and explainable, the inductive biases in the DLWP model need to be well-chosen. We thus aim to conceptualise these design choices and the applied techniques therein to advance our understanding of neural network design in general and to facilitate application and further development of models for DLWP. For this review we select four high-performing models for short- to mid-range weather forecasting that are representative of state-of-the-art design philosophies: CubedSphereNet, FourCastNet, GraphCast and PanGu-Weather.

box 2. Deep Learning

Deep learning (DL) refers to artificial neural networks that contain many layers, thus transforming input data via a cascade of abstract, compositional, and hierarchical representations into target predictions [16]. Each layer in a neural network architecture is parameterised by computational units called neurons or weights. These units combine information from previous layers, for example, via a weighted sum, and produce a consequent output with a non-linear but differentiable activation function. During training, the weights are tuned via error backpropagation by minimising a task-specific performance criterion. The trained model can then be used with its learned set of weights to efficiently generate predictions about new data instances.

Latent representations At their core all DL methods learn projections of data into latent spaces, thereby representing data in ways that are better-suited for the generation of accurate predictions [17]. This is necessary since observable data spaces are often inadequate to predict future system states efficiently—crucial system dynamics are warped in the data dimensions, take place on a manifold of smaller dimensionality, or are controlled by latent structures and patterns. In a neural network the data manifold gets incrementally transformed from layer to layer, resulting in more abstract representations that are dependent on the training dataset as a whole, the definition of the learning task and the characteristics of individual transformations in the cascade (c.f. box **3**).

Inductive bias Problem-targeted learning in DL is accomplished by implementing well-motivated structural assumptions about the data and the modelled processes [18], known as inductive biases [19]. Inductive biases can accelerate model convergence and can improve both computational efficiency and generalisation to unseen data. For example, a convolutional DL model induces the bias that pixels close to each other contain correlated information, thus excelling at processing images when compared to a standard artificial network which is unaware about spatial proximity. In principle, any design choice in the learning pipeline creates implicit inductive biases and thus affects model performance.

CubedSphereNet [20] and related works [13, 21, 22] are purely convolution-based neural networks (CNN), utilising geometric preprocessing to better capture global atmospheric dynamics. The first DLWP model to rival the performance of NWP was **FourCastNet** [23] which used Fourier Neural Operators to efficiently process high-resolution atmospheric fields—we discuss FourCastNet jointly with its more recent formulation using spherical harmonics [24]. Around the same time as FourCastNet, Keisler released his DLWP model based on Graph Neural Networks (GNN, [25]) which heralded the utility of spherical-meshes that would quickly afterwards be used in **GraphCast** [26] to outperform operational NWP on several metrics. In concurrent work, **PanGu-Weather** [27] exploited the scaling capabilities of Transformer models to achieve similarly impressive metrics—we further note subsequent work on Transformer models such as FuXi [28], FengWu [29] and Stormer [30].

While the landscape of DLWP is in a constant flux of rapid development, the way these models encode inductive biases and the structural assumptions they make about DLWP are applicable to older and newer models alike. In order to identify and characterise distinct inductive biases in these models, it is useful to conceptualise them along the following five design elements:

1. **Data selection** covers the choice of variables as well as spatial and temporal resolution of the model [section 2.1].
2. **Learning objectives** address the high level functionality of the model by defining the forecast mode and, potentially, how to handle uncertainty [section 2.2].
3. **Loss functions** are used to quantify how well the model predictions fit the data and enable gradient-based optimisation [section 2.3].
4. **Neural network architectures** are designed around the computational primitives for data encoding, processing and decoding [section 2.4].
5. **Training** of model parameters defines the learning process by choosing schemes for mini-batching, learning-rate adaptation and curricula of objectives [section 2.5].

2 Key design elements

2.1 Data selection

The major catalyst for the success of deep learning in weather prediction has been the availability of large amounts of high quality data, which enables the training of vastly overparameterised models without risk of overfitting. The

Model	Variables			Forecast resolution		
	Prescribed	Prognostic		Vertical	Horizontal	Temporal
		Surface	Atmospheric			
CubedSphereNet	Topographic height Land-sea mask Incident solar radiation	2 m temperature	Temperature	850 hPa	1.4 °	6h
			Geopotential 300–700 hPa thickness* Total column water vapor*	500, 1000 hPa – –		
FourCastNet	None	2 m temperature 10 m U, V winds Sea level pressure Surface pressure	Geopotential U, V winds Relative humidity Temperature Total column water vapor*	50, 500, 850, 1000 hPa 500, 850, 1000 hPa 500, 850 hPa 500, 850 hPa	0.25 °	6h
GraphCast	Latitude and longitude Land-sea mask Geopotential at surface Local time of day Elapsed time of year Incident solar radiation	2 m temperature 10 m U, V winds Sea level pressure Total precipitation	Geopotential U, V, W winds Specific humidity Temperature	37 pressure levels	0.25 °	6h
PanGu-Weather	None	2 m temperature 10 m U, V winds Sea level pressure	Geopotential U, V winds Specific humidity Temperature	13 pressure levels	0.25 °	1h

* 300–700 hPa thickness and total column water vapor are integrated variables which summarise information about temperature (in case of geopotential thickness) and specific humidity (in case of total column water vapor) across multiple pressure levels, i.e. across different heights in the atmosphere.

Table 1: Data selection across considered DLWP models. The choice of **variables** defines the information the model has access to. Prescribed fields do not depend on model outputs but are known in advance e.g. topographic height or the land-sea mask. Prognostic variables are forecast by the model and evaluated against the loss function. The **forecast resolution** has strong implications for the computational complexity of the learning problem, as well as for the complexity and types of physical processes that can be modelled. We differentiate between vertical resolution, defined on isopotential pressure levels, horizontal resolution defined on a latitude-longitude grid and temporal resolution referring to the model timestep.

ERA5 dataset, which was used to train all models discussed in this review, offers global atmospheric reanalysis data at an hourly resolution on a $0.25^\circ \times 0.25^\circ$ latitude-longitude grid dating back to 1940 [31]. Reanalysis provides a compromise between observational data and model simulations by utilising a high quality NWP model to estimate global fields—these fields are tuned to minimise disagreement between available observations and model trajectories. As a consequence, DLWP benefits immensely from the advancement of NWP that enabled the creation of ERA5 and future generations of reanalysis products. DLWP model development was further facilitated by the WeatherBench benchmark and its successor WeatherBench2 that established DL-ready preprocessing and evaluation protocols for ERA5 data [32, 33].

On the global scale atmospheric dynamics evolve as a complex interplay of multiple variables governed by the primitive equations of the atmosphere (c.f. box 1). These equations are defined in terms of temperature, pressure (also called geopotential), humidity, and wind fields in three dimensions (U, V , and W for zonal/eastward, meridional/northward, and vertical components, respectively). Forecasts are fundamentally about weather impacts on the surface of the earth where they affect human livelihood and infrastructure, as such, surface temperatures, precipitation or near-surface winds are explicitly included in DLWP models. We emphasise that the interactions with the surface also affects the evolving atmospheric dynamics in non-trivial and important ways and including them likely benefits the accurate prediction of the atmospheric evolution. Beyond the variables that directly depend on the atmospheric state, it can be beneficial to include prescribed boundary condition information. For example, geospatial- and temporal coordinates, the land-sea mask or a digital elevation model may enable the model to learn region-specific dynamics and atmosphere-surface interactions, whereas the incident solar radiation can be used to represent the influx of energy from the sun and thus acts as a proxy for the seasonal- and day-and-night cycles.

When we inspect the size of the atmospheric state propagated forward in time by the DLWP models discussed here (table 1) we notice substantial differences. CubedSphereNet operates on a lower horizontal resolution than the others, heavily reducing the computational requirements, but restricts itself to largely model temperature and geopotential—variables that evolve on larger spatial scales and thus require less resolution. Information about several pressure levels is provided to the model in the form of vertically integrated variables, further reducing the computational load of the model. A similar approach is taken in FourCastNet, although later versions use much larger atmospheric states,

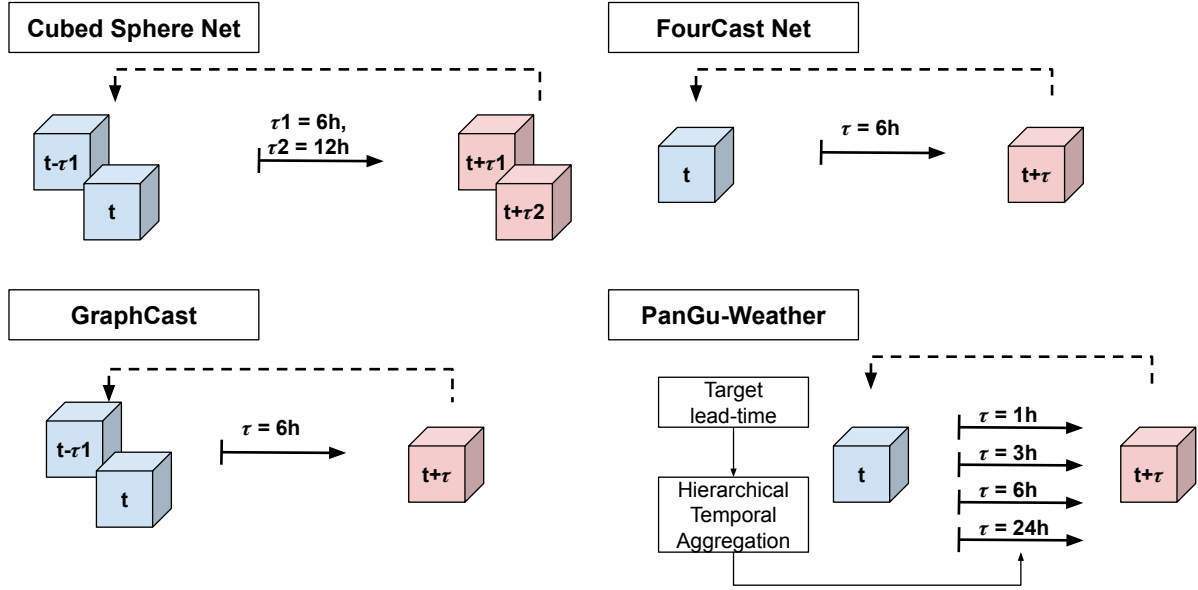


Figure 1: Objective definitions in the four reviewed models. All models shown here support autoregressive roll-outs of, in principle, arbitrary length. GraphCast learns a map from two observed states, 6 hours apart, to a subsequent state 6 hours in the future. PanGu-Weather maps a single observed state to a desired lead-time state with intermediate step-sizes being combined from 1, 3, 6 or 24 hours according to a greedy algorithm that minimises the number of autoregressive steps. FourCastNet maps a single state 6 hours into the future. CubedSphereNet maps two observed states onto the two subsequent states, with each state being 6 hours apart.

with the high horizontal resolution being traded for a rather coarse vertical resolution. GraphCast uses a substantially larger atmospheric state, totalling 227 prognostic variables as well as additional prescribed information. This large atmospheric state comes at a substantial cost, but is still much smaller than the states propagated by the reference NWP model. PanGu-Weather follows the conventions set by WeatherBench to use 13 pressure levels and, in contrast to all other models, a 1-hour timestep.

The resolution at which the continuous atmospheric state should be discretised is a fundamental question in weather and climate modelling and DLWP, too, has to face this question of balancing computational requirements with sufficient fidelity. As noted in the work of [25] larger atmospheric states provide a denser, and thus more regularised, target for the model to capture, but as we can see from the CubedSphereNet reduced state sizes are also capable of producing skillful and stable forecasts. The ideal trade-off likely depends on the impact variable one is most interested and, as always in DL, the available computational resources.

2.2 Learning objectives

Learning objectives define the functional mapping that the model will represent, e.g., a classifier, a predictor, or a generative model. In the context of DLWP, we discuss objectives which define a (distribution over) future atmospheric state(s) as target and thus model a forecasting task, illustrated in figure 1. Forecasting objectives depend on the temporal process that is modelled and we follow the distinction between iterative and direct forecasts proposed by Rasp and Thuerey. Moreover, we review the challenges involved in generating probabilistic forecasts—differentiating between models that produce uncertainty estimates in deterministic fashion and generative models that can be sampled from to obtain different realisations of the modelled process.

2.2.1 Forecast models

Iterative prediction Iterative models predict a sequence of future states by feeding their own outputs back as input, forming a closed loop. We further distinguish two kinds of iterative objectives: auto-regressive and recurrent models. Autoregressive models only depend on the last time step to generate a prediction, which turns into the only information available in the next step. Recurrent models, which mimic hidden Markov models, maintain an internal

state representation that allows for memory effects beyond the last frame. They are generally able to model more complex temporal interactions at a higher computational cost and more challenging training dynamics [35, 36].

Two issues arise with iterative forecasting methods: (i) a mismatch between ground truth and model generated inputs may lead to quickly divergent predictions, and (ii) temporal patterns that extend beyond the number of steps that are included in the training objective may be fully ignored by the model. Both issues can in principle be addressed by training the model not only on one-step-ahead predictions, but on longer closed-loop predictions, where the model is forced to deal with its own inputs and subsequent errors [37]. However, each additional prediction step linearly increases the computational complexity of the training and inference, necessitating a considerable trade-off. To achieve ideal trade-offs, curriculum learning strategies (c.f. section 2.5) may be applied to dynamically adapt the objective throughout the optimisation procedure.

In DLWP, both kinds of iterative approaches find application, depending on the desired forecast horizon. Essentially all models that are trained on high horizontal resolutions currently employ an autoregressive setup, due to the otherwise prohibitive computational costs during training. Among the models reviewed here, FourCastNet, GraphCast and CubedSphereNet differ in the number of observed and forecast weather states during autoregressive prediction: FourCastNet maps a single state onto the next, GraphCast maps two consecutive states onto the next and CubedSphereNet maps two states onto two subsequent ones. Recurrent forecasting models have been shown to exhibit preferable skill at longer leadtimes, at least in works that used a reduced horizontal resolution e.g. [38, 39] and are especially prevalent in precipitation nowcasting [40–42].

Direct prediction Direct forecast models generate a prediction for a particular target lead-time, without any intermediate predictions. The lack of intermediate predictions eliminates amplifying or vanishing gradient problems, emphasises those temporal features that are most salient for the targeted time scale and is computationally more efficient. However, generalising beyond the trained time scale can be challenging and if predictions for multiple lead-times are desirable, as is the case in medium-range weather prediction, multiple models have to be trained for each target lead-time.

Alternatively, direct forecasts at different lead-times, termed continuous forecasts, are possible if the target lead-time is included as conditioning information—either in the form of an input field [34, 43] or as input to a separate conditioning network, as in the work of [44] and Stormer. This approach is computationally efficient compared to training multiple direct models for different lead-times, because it allows sharing features that are useful at all forecast time-scales.

PanGu-Weather, can be seen as a combination of iterative and direct forecasting—it utilises an ensemble of one-step prediction models, one for 1, 3, 6 and 24 hours respectively, which are greedily combined to generate the shortest autoregressive rollout for a targeted lead-time. In Stormer the use of learned lead-time conditioning allowed the authors to generate an ensemble of predictions based on different combinations of lead-time prediction chains, rather than the greedy strategy employed by PanGu-Weather. It is important to note that there are no guarantees that consecutive predictions are temporally consistent, which led the authors of the FuXi models, to take an even more hybridised approach with a cascade of three iterative forecasting models specialised for 1-5, 5-10 and 10-15 day forecasts, respectively.

2.2.2 Generative models

Quantifying the uncertainty in a forecast is essential in all weather prediction tasks, especially for long forecast horizons [45]. While NWP typically capture model uncertainty indirectly via random perturbations of initial conditions [46] and physical parametrisations, DLWPs can capture model uncertainty in many different ways, incorporating predictive distributions and stochastic sampling procedures in their objectives. DL models can be trained to directly output a predictive distribution, either as a distribution over quantiles of a variables as in the MetNet models [43, 44, 47], or as parametric (often Gaussian) distribution as in FengWu or an ensemble as in AtmoRep [48].

While predictive distributions offer an efficient way to obtain uncertainty estimates, it can often be desirable to be able to sample potential trajectories of weather dynamics from a distribution. Generative probabilistic models achieve this goal by sampling from a simple distribution (e.g., a standardised Gaussian) and applying a learned transformation on these samples, thereby producing outputs with desired statistics [49]. Different methodologies have emerged on how to represent these transformations with neural networks and train the resulting architectures.

Variational Auto-Encoders (VAE [50, 51]) utilise the so-called reparametrisation trick [51] to learn the parameters of a latent space distribution. The learning objective of VAE combines reconstruction of the original input with a Kullback-Leibler (KL) divergence that regularises the latent space distribution to contain only as much information as needed. In [38] and [52] the VAE formulation has been used to learn a data-informed distribution of perturbations to the unfolding dynamics [53, 54]. This methodology was found to enable better calibrated ensemble forecasts and longer stable rollouts than what has been observed in non-generative methods.

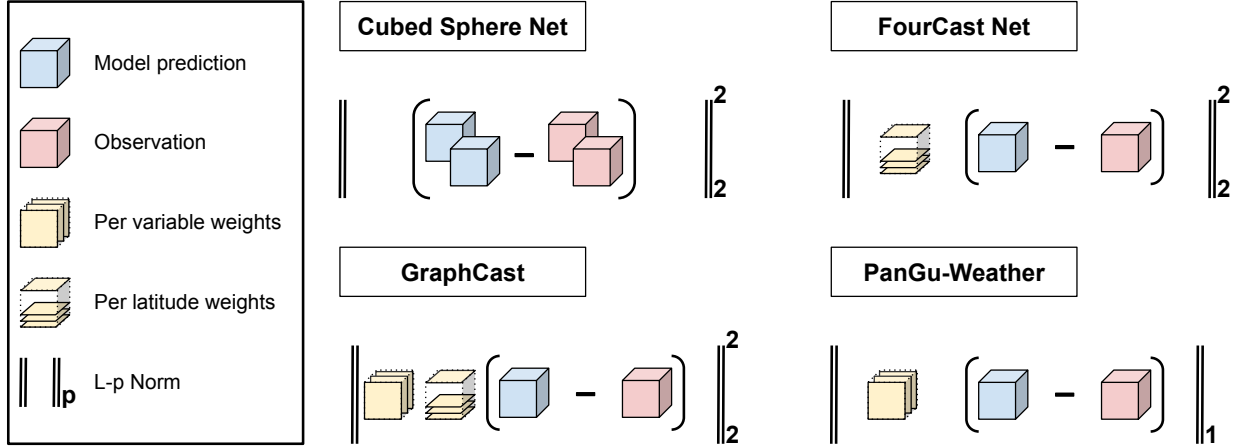


Figure 2: Loss functions used in the four models under consideration. All models utilise an L-p norm between the observed and predicted atmospheric state, evaluated at each spatio-temporal location individually and then averaged across all locations. GraphCast additionally weighs the loss with pre-defined weights per variable and per latitude. PanGu-Weather utilises per-variable weights derived from the performance of an earlier training run. FourCastNet weighs the loss per latitude and CubedSphereNet does not report any further weighting of the loss.

Generative Adversarial Networks (GAN [55]) consist of two networks, a Generator that maps from a low-dimensional noise distribution to the distribution of data samples and a Discriminator that tries to classify samples as coming from the original, or the generated data distribution. The training objective of GANs is defined as an adversarial game between the Generator and the Discriminator, each trying to 'fool' the other as much as possible. Although GANs have not been successfully used in medium range DLWP, they have been effective in forecasting short-term precipitation [40] and statistical downscaling of different weather fields [41, 56, 57].

Diffusion models [58–60] are the most prevalent class of generative models in current DL practice. The objective of diffusion models is to predict noise that has been applied to an input and thereby denoising and reconstructing the unperturbed input. Once the denoising model has been trained, samples can be generated by directly sampling noise and applying the denoising network iteratively, creating high fidelity samples from the distribution of un-noised inputs. Works such as GenCast [61], DYffusion [62] and others [39, 63, 64] have explored the potential of Diffusion models for weather and climate forecasting. Although their formulations can differ substantially, all of these models essentially treat the evolution of the weather dynamics as the process that induces noise in their observations and subsequently train networks that model the spatiotemporal variations in the data to denoise the observations.

2.3 Loss function

Once the objective is defined, a differentiable loss function measures how well the model predictions match the target and thereby enables subsequent optimisation of the model parameters during training. figure 2 illustrates the losses applied in the reviewed works. In practice, the quality of the model predictions is often verified with several metrics and additionally with case studies. Hence, it may be desirable to train the model with a loss function that reflects the most salient, task-specific, properties for verification. First, we discuss standard loss functions for regression tasks and, second, highlight the potential of probabilistic loss functions.

2.3.1 Deterministic loss functions

When predicting atmospheric fields, the targets usually are continuous variables distributed over space and time. The standard approach to calculate the loss with respect to the objective is to discretise the target values in space and time via a spatiotemporal grid or mesh. Losses then typically target minimising a distance between the predicted and true data values, averaged over discretised space and time. Standard distance measures on real numbers are the L1- and L2-norm, that is, mean-absolute error (MAE) and mean-squared error (MSE), respectively. However, there does not appear to be a large difference resulting from the choice of the loss, with larger differences being induced by the temporal extent of the loss computation and variable-specific normalisations that account for the differences in variable scales.

An important insight in the design of DLWP loss functions has been that variable scales depend on geographical location and pressure level and if these differences are not normalised, the loss is dominated by the variables with the largest magnitudes. [25] re-scaled each variable to unit variance with respect to its 3-hour temporal difference, averaged over space and time and noted that this had a large impact on overall model performance, a finding that was later corroborated by the authors of Stormer. Furthermore, the loss function of global forecasts is commonly re-scaled per spatial location to account for differences in area per pixel induced by the sphere to grid mapping as in ERA5. This spatial rescaling usually takes the form of the cosine of the latitude in models that utilise a rectangular grid, but is not necessary in e.g. CubedSphereNet and addressed by a geometry-dependent weighting in Spherical-FourCastNet.

GraphCast, CubedSphereNet and FourCastNet use the L2 loss, whereas PanGu-Weather and FuXi use the L1 loss. Depending on the objective formulation of the models different temporal extents are used to compute the loss. PanGu trains each of their submodels for a different leadtime, but only includes a single step in the loss. Most other models, such as CubedSphereNet, FourCastNet and GraphCast initially train on a single timestep, but towards the end of the training finetune on variable lengths of roll-outs, c.f. section 2.5. GraphCast further weights each variable by the standard deviation of the change between consecutive forecast steps to support uniform model performance across variables, they further note that additional weights on the per-variable losses can be used to encourage the model to focus on high impact variables like surface temperature. In the PanGu-Weather model a similar approach is taken to encourage uniform performance across variables, where the authors weight each variable inversely proportional to the average loss value in an early training run of the model.

2.3.2 Probabilistic loss functions

Probabilistic loss functions explicitly represent predictive uncertainty, allowing the model to predict fine-grained features and potential dynamics that are plausible, even if they differ from the observations. Probabilistic forecasts are also desirable from an operational point of view [8] because the stakeholders that acquire these forecasts often use them to inform decision making processes that require risk assessment. Therefore the calibration i.e., how well the predicted probabilities capture the true uncertainty, has to be investigated carefully [65].

In order to leverage the advantages of probabilistic loss functions, the model needs to either provide mean and variance estimates or an ensemble of predicted states of all variables at all prediction times. In both cases, the model output is used to characterise its predictive distribution and a probabilistic loss is typically designed to quantify the likelihood of sampling the observed target from this distribution. One way of quantifying this is to use proper scoring rules, where the choice of scoring rule depends on the characteristics of the predictive distribution: For distributions over continuous variables, it is common to use the Negative-Log-Likelihood (NLL) or the Continuous Ranked Probability Score (CRPS). In terms of implementation, it is convenient to assume that the predictive distribution is a normal distribution $\mathcal{N}(\mu, \sigma)$ with the parameters predicted by a DL model [66, 67]. Alternatively, the statistics of an ensemble can be used directly to estimate the CRPS [68]. It should be noted that when facing input-dependent uncertainty variations, which naturally occur in weather dynamics, suitable normalisation techniques should be applied to NLL to avoid model collapse to highly uncertain predictions [69]. In the case of discretised variables, like bins of rainfall in MetNet, the Cross-Entropy loss has been used with great success.

Scoring rules like the CRPS are commonly used to verify ensemble forecasts and probabilistic forecasts in meteorology [70] and DLWP (e.g. in PanGu-Weather and CubedSphereNet). However, only a few studies utilise them directly for training: AtmoRep [48] and Neural-GCM [71] report promising results using the statistics of ensemble predictions for training with first-order moment matching and CRPS, whereas FengWu and e.g. [72] output a mean and standard deviation directly for use with a NLL or CRPS loss, respectively.

2.4 Architecture design

Deep learning architectures are highly flexible and the ongoing exploration of their design space across all fields in which these architectures are applied has yielded a vast zoo of different model components and architectures (see box 3 for a brief introduction to common model primitives). In the following, we will break down this design space along the **Encode-Process-Decode** paradigm which informs the backbone structure of most modern architectures: Samples from the original data space are first **encoded** in an abstract latent space, the resulting latent representations are **processed** by a deep neural network and finally the samples are **decoded** back to the data space.

Encoders The very first layer of any deep neural network fulfils one basic function of an encoder in that it projects from the data space into an abstract, almost always high-dimensional, latent space. It is important to recognise that the utilisation of high-dimensional latent representations is a core tenet of deep learning (c.f. box 2). Conversely, the spatiotemporal resolution of the data will often be reduced in the initial encoding step, one can think of this as folding several measurements in space and time into the feature or variable dimension of the tensor that the network subsequently

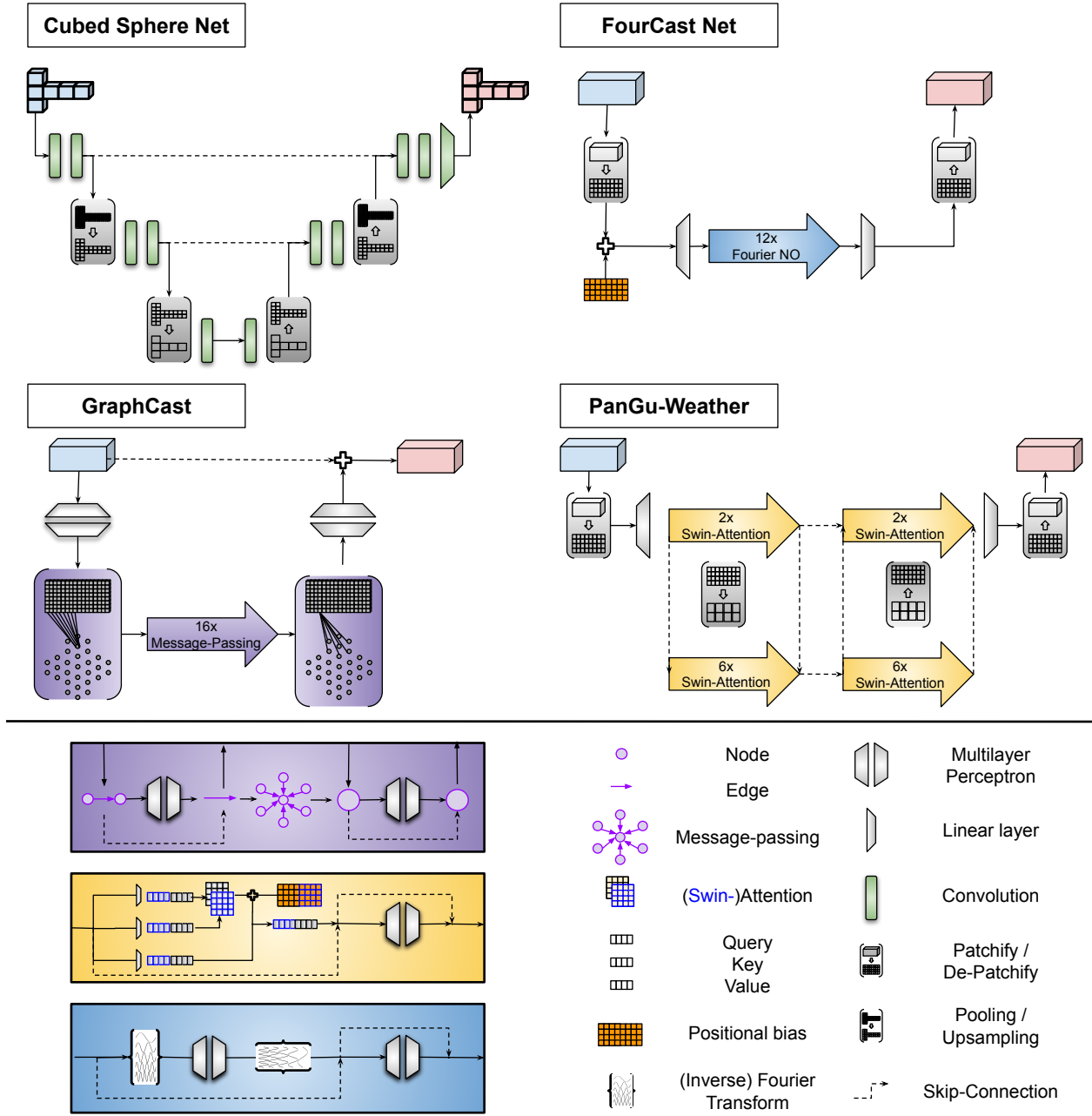


Figure 3: Architecture overview of the four reviewed models. We emphasise encode-process-decode structures as well as the use of (multiple) latent spatial scales and/or representation formats. Computational block designs are illustrated in the lower part of the figure, although we note that we omitted the ubiquitous use of LayerNorm in all of these blocks. For detailed explanations and illustrations of the architectures we refer to the respective figures in their original papers.

box 3. Neural Network Primitives

Neural network models are designed to be highly modular, with a few computational blocks repeated across the entire architecture. Generally, each block consists of a linear map combined with a structural operation along the spatial or temporal data dimensions, followed by a non-linear activation function. The blocks usually also contain two components that vastly improve the training dynamics of deep models: a residual connection [73, 74] that adds the input of the block to its output, and a normalisation layer [75–78] that shifts and scales the activations to be approximately standard normal.

Convolution Convolutional Neural Networks (CNN [79, 80]) operate by sliding a small window across an image, or any other regularly spaced grid, and computing the weighted sum of values inside of this window. The well-known inductive bias of CNN is that they are translation equivariant [81], representing an assumption that the same processes occur everywhere and meaningful patterns are defined by relative differences. Although CNNs are widely used and well-understood, they are limited by their receptive field—the area from which they can integrate information—requiring many consecutive layers to describe patterns across spatial scales. Different approaches exist to alleviate this short-coming, for example the use of dilated filters [82] or depthwise-separable convolutions [83, 84].

Message-Passing In Graph Neural Networks (GNN) spatiotemporal locations are taken to be the nodes of a graph and edges between these locations represent potential, pair-wise, interactions [19]. By choosing the number of nodes, as well as their connectivity patterns, GNNs offer a more flexible structure for defining neighbourhoods on arbitrary geometric objects [81]. The message-passing framework [85] is used to model these interactions, by first computing a ‘message’ that travels along each edge, and then integrating all incoming messages at a node. Note that while GNN are often considered to be very data-efficient, i.e. they achieve high performance using few parameters and are therefore less prone to overfitting, they are computationally expensive and more challenging to utilise with standard deep learning libraries and GPU accelerators.

Attention The Attention mechanism and the Transformer architecture in which it is embedded [86] has quickly established itself as the standard model for essentially all domains that are data-rich enough to support the high number of parameters required for them to function. Attention mixes information across a set of tokens, by utilising the dot product similarity between all tokens to compute the weights of a weighted sum integrating information from all tokens at the same time [87]. This all-to-all mapping enables the processing of patterns on all scales simultaneously, as well as efficiently parallelised sequential predictions, however, it comes at a heavy computational cost, scaling quadratically with the number of tokens.

Neural Operators The Fourier Neural Operator (FNO [88]) and its adaptive variation [89] have caused a lot of excitement in the realm of deep learning for partial differential equations. These models utilise the Discrete Fourier Transform to map the data from its spatial or temporal representation to the corresponding frequency domain, where a learned mapping can integrate information across all frequencies, and consequently, the entire input domain. In contrast to Attention-based models, these models can achieve a global receptive field with quasi-linear computational complexity, while being invariant to the resolution of the underlying grid.

operates on. Especially for weather fields it is crucial to compress the spatiotemporal extent of the data—since the internal activations of the network have to be stored for gradient backpropagation, the memory complexity scales with the product of each of the four spatiotemporal dimensions.

Among the reviewed models the most common form of initial encoding is the tokenisation scheme typically used in Vision Transformers [90], where e.g. PanGu-Weather aggregates non-overlapping cubes of size $(2 \times 4 \times 4)$ and (4×4) for upper-atmosphere or surface-level variables. This encoding reduces the spatial length of the data by a factor of 32 (respectively 16) and thereby enables the use of a computationally intense Transformer processor in the latent space. The original FourCastNet, FuXi, FengWu as well as Stormer are built around the Vision Transformer architecture and use the same style of tokenisation.

CubedSphereNet and the Spherical-FourCastNet, on the other hand, do not utilise any initial compression, but instead rely on their computationally efficient processing units following a simple convolutional or linear encoder, respectively.

In graph-based neural networks such as GraphCast and KeislerNet the encoder functions by representing connections from multiple grid locations to the closest node on a coarse mesh [91] and aggregating them with a linear map, both compressing the data and highlighting another crucial utility of encoders: changing the format of the underlying data representation. GraphCast further uses an MLP encoder prior to the mesh-to-grid aggregation in order to unify the size of the latent representations of all node and edge features.

Processors Latent processors perform the bulk of neural computation, they iteratively refine and adapt the representations of the data such that the final decoder layer has the most salient information available to generate the desired prediction. The representations of the data created by the intermediate latent processing steps are often considered highly abstract and do not, in general, correspond to physical quantities or allow for human interpretation. We emphasise, however, that the characteristics of these representations are heavily shaped by the inductive biases of the objective, loss function and processing components used.

Most state-of-the-art DLWP architectures, including FourCastNet, GraphCast as well as PanGu-Weather and others, follow the design philosophy of high performance models in computer vision exemplified by the Vision Transformer [90] or the Swin-Transformer [92]. In these models, a domain-specific encoding is followed by a large, homogeneous stack of processing blocks, without any further inductive biases incorporated past the initial encoder and subsequent choice of representational space.

CubedSphereNet and PanGu-Weather further include a hierarchy of multiple spatial scales within the processor, following the well-known design of the U-Net architecture [93]. U-Net architectures consist of two network branches each with a cascade of down- or up-sampling operations and shortcuts that connect feature maps that share a spatial scale. This multi-scale approach to architecture design has been prevalent in the DLWP literature for a long time and while the extent to which the features learned at different scales match dynamic processes on these scales, there are unanimous benefits to the computational efficiency of the model. For a gentle introduction to the convolutional U-Net in a meteorological context we recommend [94] and [95]. In a similar fashion, GraphCast uses multiple meshes, each with a different spatial resolution, which are processed jointly by the message-passing framework.

Decoders The final decoder stage of an architecture maps the abstract latent representation to the desired target space. The nature of the target space is directly tied to the definition of the objective and it has been shown that an abstract latent space can often be decoded into several different output modalities such as time series, weather fields, or climate indices (see e.g. [96] which demonstrates this flexibility by combining videos and audio waveforms). Since the goal of the decoder stage is *not* to change the representation of the data, it is often times a simple linear map, although MLPs are used e.g. in GraphCast.

The decoder modules of the models we discuss here, differ in whether they decode the target field directly, or predict the *difference* between the last input and the target frame. In the context of video prediction it was hypothesised that it is more efficient to predict the transformation of the input, i.e. by applying a field of differences or a more complex vector field [97]. This approach allows the model to maintain the current state information, potentially freeing up model capacity [98, 99].

The residual between two frames can also be interpreted as an estimate of the rate of change of the dynamics. GraphCast predicts a single frame of residuals, whereas PanGu-Weather and FourCastNet produce a single, complete, target frame. CubedSphereNet outputs two consecutive frames at once, implicitly encouraging the model to account for the rate of change between them. A notable innovation put forward by the authors of PanGu-Weather is the use of separate decoders for upper air and surface variables, which could allow the individual decoders to be more tuned towards the specifics of the target variable. The same approach was further extended to utilise separate decoders for all variables in FengWu.

2.5 Training

Once a suitable learning problem has been formalised, the parameters of the DL model are optimised such that they best represent the learning objective. Neural networks are trained via stochastic gradient descent (SGD [100]) on the surface of the loss function over the model parameters, where the optimisation landscape in each step depends on a small subset of the data which is called a (mini-)batch. We briefly discuss intuitions about the loss surface, highlighting benefits of overparameterisation, and importance of learning rates—all of which are common to DLWP models. Next, we discuss various curriculum learning strategies, defined as sequences of intermediate objectives that facilitate the learning of, e.g., complex spatiotemporal dynamics.

2.5.1 Loss surfaces

The overarching goal of optimisation is to find a minimum of the loss surface, i.e. a set of parameters for which the distance between the model output and the target is as small as possible. In neural network architectures with many millions of parameters, all of which can have complex interdependencies, this surface can contain a multitude of local minima only a few of which will lead to good performance on unseen data. However, the mini-batch training with SGD has an inductive bias towards finding well-behaved solutions [101].

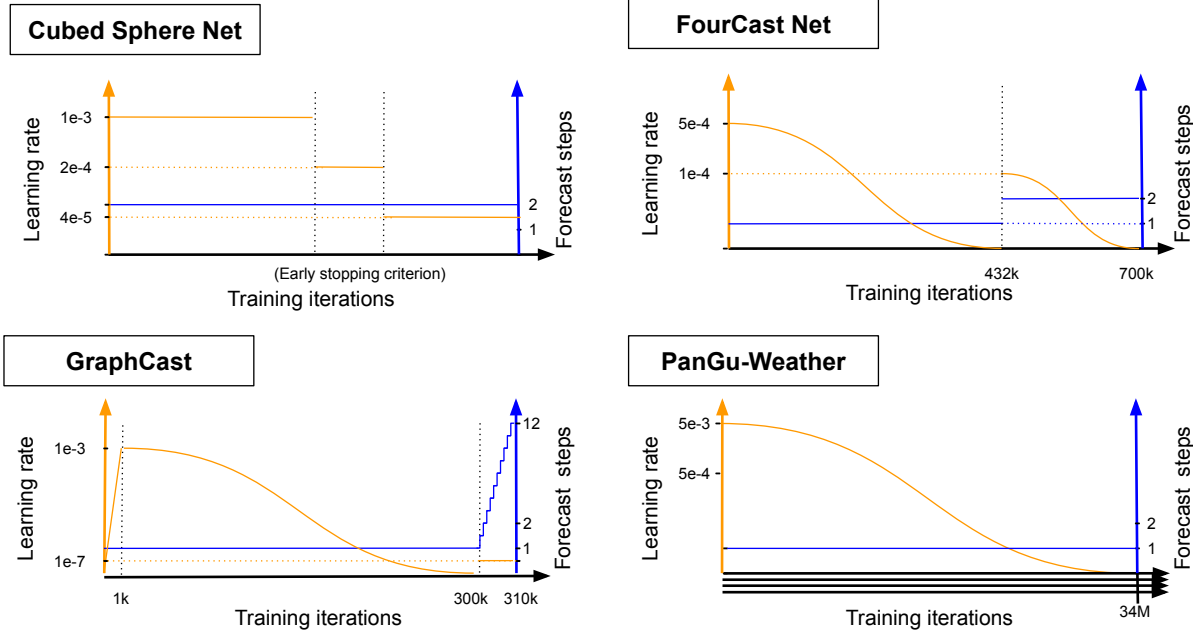


Figure 4: Training schemes of the four considered models. GraphCast utilises a learning rate schedule consisting of a short linear warm-up, followed by a long cosine annealing phase and another short fine-tuning phase in the end. The number of autoregressive steps is initially kept at one but increased up to twelve in the final stage of training. PanGu-Weather is trained according only on one-step ahead predictions with a long cosine annealing schedule, we assume that the number of training iterations is different for each sub-model but note that this information has not been provided by the authors. FourCastNet uses a two-stage training procedure, first on one-step and then on two-step forecasts, with a cosine annealing schedule in each stage. CubedSphereNet does not use a pre-defined schedule, instead the learning rate is decreased by a factor of five once the validation criterion has not decreased for a given number of steps, we illustrate a possible trajectory here.

Because the minimum of the training loss for one batch may be sub-optimal for another, SGD will only remain in flat regions of the loss surface that minimise a wide range of batches and which are thus more likely to generalise well to subsets of the data not seen during training [102, 103]. A key feature of modern deep learning models that has been found to be highly synergistic with this style of optimisation is that they are heavily overparameterised and, therefore, it is often possible to find direct paths connecting the minima of several batches, which keeps the model from being stuck in suboptimal regions [104].

In practice, the convergence of SGD towards a good optimum will depend strongly on the choice of hyperparameters, such as the learning rate and batch size, which jointly define the size of the update step [105]. Additional methods have been introduced on top of SGD to either accelerate the traversal of the loss surface or improve generalisation through regularisation. Noteworthy are the use of momentum terms [106] and adaptive step sizes [107] which are combined in the popular Adam optimisation algorithm [108]. AdamW [109] further augments Adam by incorporating the well-known weight decay regularisation technique [110], restricting the magnitude of network parameters to a ball around the origin of the parameter space.

Besides weight decay, another well-established regularisation method are various forms of dropout [111] that operate by stochastically removing a fraction of parameters from the forward computation, preventing them from co-adapting. Through the lens of flat minima discussed earlier, we can also understand dropout as creating a complementary form of subsampling of the parameter-loss-surface. Other forms of dropout incorporate additional structure, for example by dropping out entire computational blocks [112, 113], or structured fractions of the input [114].

Adam and AdamW are the prevalent optimisers, being used in all of the reviewed DLWP models. Batch-sizes are generally chosen to best utilise the available compute resources with learning rates often defaulting to values around the order of 1×10^{-4} . GraphCast and PanGu-Weather include weight decay terms and PanGu-Weather utilises DropPath as additional regularisation method. The number of parameters used in current DLWP models covers a wide range, with CubedSphereNet being on the order a few million, GraphCast on the order of tens of millions and FourCastNet

and PanGu-Weather having hundreds of millions of parameters. AtmoRep recently became the first DLWP model that exceeded 1 billion parameters [48].

2.5.2 Curriculum learning

Often times it is beneficial to alter the objective throughout the optimisation procedure [115]—for example by initially training on less compute-intensive or easier to solve tasks—an idea that is consistent with how human learning works. Beginning training with an easier-to-solve task may also be seen as a sophisticated initialisation of model weights, beginning optimisation from a well-performing, instead of random, model configuration [116]. This pre-training approach is prevalent throughout modern DL and has led to the recent emergence of foundational models that can be easily ‘fine-tuned’ to many different tasks e.g. the Generative Pre-trained Transformer (GPT [117]).

When designing a curriculum it is important to consider that neural networks can easily forget tasks they previously learned [118]. A good curriculum strategy will therefore utilise the previously learned features to more efficiently solve the following task—when modelling high resolution spatiotemporal data, curriculum learning strategies may optimise only one-step ahead predictions, or operate on coarse spatial resolutions, initially, before including more expensive and complex dynamics once the model has achieved a base level of competence. Similarly, the prediction of challenging diagnostic variables such as precipitation many days in advance, may be more suitable to be learned once the large-scale features of the atmospheric state are adequately propagated forward in time.

The success of a curriculum learning approach strongly depends on the choice of learning rate—initially, a large learning rate can favour exploration of the parameter space and accelerate the model towards suitable solutions [119], whereas in the later fine-tuning stages the model should stay within a suitable region and converge to the best local minimum. Often times the learning rate is therefore scheduled to increase or decrease at pre-determined intervals, e.g. following the cosine annealing scheme proposed in [120] or the cyclical schemes proposed by [121].

Both GraphCast and FourCastNet utilise curriculum learning strategies where they initially train the model only on one-step ahead predictions and only in a second phase of training do auto-regressive predictions using the improved model outputs as subsequent inputs. GraphCast further fine-tunes its long-term predictions in a brief final training stage with up to twelve auto-regressive steps. FourCastNet on the other hand adds a small network to predict precipitation using the outputs of the base model, but only trains this sub-network in a final fine-tuning stage. In either paper, the learning rate is scheduled, with GraphCast initially increasing, annealing and then fine-tuning with a close-to-zero learning rate, whereas FourCastNet anneals its learning rate within each stage and then restarts training with a higher learning rate (c.f. figure 4). Learning rate annealing in both models, as well as PanGu-Weather, is done using a cosine annealing schedule.

3 Discussion

The rise of deep learning in weather prediction over the last few years has been quick and unexpected—a common perspective by experts in the field was that the medium range of weather forecasting was too challenging and the existing numerical models too strong to compete against [122]. As it turns out, the strengths of numerical models can be utilised by DLWP, building on the detailed training data and high-powered compute infrastructure already in place. At the time of writing, several DLWP models, namely PanGu-Weather, GraphCast, FourCastNet as well as FuXi are run operationally by the European Center for Medium Range Weather Forecasting (ECMWF)—highlighting the ease and efficiency of running DL models at inference time—and to date their forecasts have been of similar quality to state-of-the-art NWP forecasts with some noticeable spectral- and intensity biases, especially at longer lead-times. Operationalisation will further clarify merits and limitations of these models in the years to come, while the rapid pace of development in deep learning will likely improve the capabilities of DLWP. For the purpose of this review, we are interested in the most salient design choices common to current models and a perspective where future methodological development may lead us—in the following we will discuss both aspects in turn.

3.1 Where we are right now

When analysing the design choices made in the current generation of DLWP models, we notice compute efficiency as the clear guiding principle. Domain-specific inductive biases play only minor roles, indicating that the high quality of training data available is sufficient to avoid defective model behaviour.

Atmospheric dynamics are well-known to consist of salient features across all scales in three-dimensional space as well as time. Indeed, models that were trained on data with higher resolutions and larger state vectors tend to produce more accurate forecasts, with each additional field adding both new information as well as physical constraints on the unfolding dynamics.

Objective design (figure 1) highlights the need to trade-off between increased resolution and managing compute requirements further—high resolution models are largely trained to deterministically predict only one or two steps forward in time, a choice that closely resembles traditional NWP. Deep learning offers substantial flexibility to capture more flexible time-stepping schemes, as well as probabilistic and generative models, which could further enhance and complement existing approaches to weather prediction.

Pixel-wise L1- and L2-norms are the standard loss function (figure 2) to use, but their issues have long been recognised [123] and are a likely cause for the observed deficiencies of DLWP models in terms of long-term spectral power and low-intensity biases for extreme events. Likelihood-based losses are better suited to capture uncertainty and rare events, but are nevertheless constrained by the assumption that individual pixels are statistically independent of each other. Computing the loss in the feature-space of a secondary neural network [124, 125] has been shown to largely alleviate these issues, also in the weather and climate domain [57, 126].

Neural network design (figure 3) follows typical architecture schemes, with shallow encoders and decoders, homogeneous stacks of computational blocks as processors and, occasionally, U-Net structures. We note that most models we reviewed utilise a strong spatial (de)compression in their encoder (decoder)—often operating on effective internal resolutions that are quite low compared to the data resolution—and that these encoders contain most of the domain-specific choices, i.e., which fields and vertical levels to treat jointly or how to represent the spherical geometry of the earth. Optimisation methods (figure 4) are fairly homogeneous with AdamW and Cosine-Annealing being prevalent with hyper-parameters largely following industry standards. The choice of training curriculum appears to be explored more widely, with the main unifying component being a pretraining stage that only considers next-step prediction without any auto-regressive component. Computationally expensive generative components, or multi-step objectives, are only added towards the end of training once the model backbone performs at an appreciable level.

3.2 The road ahead

Across domains deep learning models have been found to capture even the most complex physical interactions, at least when provided with sufficient observations and compute resources to train the largest possible models. Although the existence of neural scaling laws [127] is, at the moment, rather an empirical observation than a theoretical law, these observations suggest a power law relation between the available data, compute and model complexity. In the weather and climate domain, neither of these dimensions has been fully exhausted yet and thus we expect further improvements in the skill of DLWP, from short- to medium- or even climatic timescales. Throughout this review we were concerned with medium-range forecasting models, which were trained on the ERA5 dataset consisting of reanalysis based on the NWP model that the DLWP models subsequently outperformed. What enables the DLWP models to outperform the NWP model underlying their training data?

We suspect that the learned *representations* of any individual atmospheric state are enriched by the statistical memory of the neural network, thus utilising information beyond what is contained in the initial state. Key to this hypothesis is the fact that the estimate of an atmospheric state used for forecasting, by necessity, is incomplete, processes occurring below the discretisation grid—such as convection or land-atmosphere interactions, as well as small-scale atmospheric turbulence—can not be fully captured and necessitate a statistical perspective [128]. By flexibly integrating estimates of these sub-grid effects, as well as analogues of atmospheric trajectories, into their forward process, DLWP models could feasibly outperform the numerical teachers they emulate.

From this perspective, we are intrigued by two complementary lines of research: improving the forward process of the models for more stable and physically plausible emulators and building on the statistical estimation capacities towards foundational generative models.

Physics-informed deep learning [129] and various forms of neural solvers for PDEs [130] have emerged in the last few years and are an active area of research. Indeed, many DLWP models are formulated closely in spirit to NWP models, although the degree to which physical equations are represented in these models varies, mainly drawing on deep learning to improve the efficiency of the numerical models. For example, GraphCast and other Message-Passing networks can be seen as a learned Finite Element Method [131] although they do not include any explicit physical knowledge. Other approaches, such as ACE [132], utilise (Spherical)-FNO to generate long-term stable roll-outs of atmospheric dynamics, again, without an explicit representation of the underlying PDEs, whereas the recently published Neural-GCM [71] explicitly integrates a dynamical core with a spectral solver and a neural network trained jointly to predict the parameterisation.

Generative models, on the other hand, come from the perspective of Bayesian modelling, aiming to capture the underlying data distribution as closely as possible. They thus describe patterns of correlation across space and time, rather than an explicit dynamical process. Many of the current successes of deep learning in language and vision are attributed to generatively, or self-supervised, pre-trained models. Rather than producing the most effective solution to

any individual task, these approaches excel as a foundation for further fine-tuning and specialisation. AtmoRep [48] highlights the potential of such models in earth system modelling to be used for a variety of tasks, including forecasting, bias correction, statistical downscaling or the integration of different data modalities.

Forecasting with generative models has also emerged as the leading paradigm for video prediction [54, 133], including VAE or Diffusion based components in recurrent forward models. The generative component is often utilised to inject noise into the forward process, creating a variety of realistic trajectories given an initial state—a task that bears striking similarity to the approach of stochastically perturbed parameterisations in NWP [134]. Current front-runners in terms of skillful long-term prediction, rather than stable long-term simulations as the approaches discussed above, follow the same paradigm. Examples are the use of Diffusion-based perturbation in GenCast [61], the VAE-like noise in FuXi-S2S [52], and the noise-injection of Neural-GCM [71].

3.3 Concluding remarks

We reviewed currently impactful approaches that showcase the wide range of applicable methodology from the broader DL community and how these methods integrate weather-specific knowledge into their design. The presented template for discussing design choices is widely applicable beyond the models reviewed here. Although promising, the current generation of models are likely to be superseded by more accurate, efficient, and probabilistic forecasting models in the near future. Especially in the face of anthropogenic climate change and the resulting increase in the likelihood and intensity of extreme weather events, it is critical that weather forecasting models are as skilful as they can be to decrease the consequent humanitarian, biological, and economic losses.

Acknowledgements

The authors acknowledge funding from the intramural project Modeling and Understanding SpatioTemporal Environmental INteractions (MUSTEIN) via the Machine Learning Cluster of Excellence funded by the German Research Foundation (DFG) under the German Excellence Strategy EXC 2064/1 - 390727645. It received additional support by a fellowship within the IFI programme of the German Academic Exchange Service (DAAD). We acknowledge the International Max Planck Research School for Intelligent Systems (IMPRS-IS) for supporting Matthias Karlbauer. Martin Butz and Sebastian Otte acknowledge additional funding from the Cyber Valley in Tübingen, CyVy-RF-2020-15. The authors would also like to thank Manuel Traub, Fedor Scholz, Florian Ebmeier, Tobias Menge, Jakob Schlör, Felix Strnad, Moritz Haas, and Gwen Hirsch for invaluable discussions and feedback on the manuscript.

References

- [1] Peter Stott. How climate change affects extreme weather events. *Science*, 352(6293):1517–1518, June 2016. doi:[10.1126/science.aaf7271](https://doi.org/10.1126/science.aaf7271).
- [2] Ben Clarke, Friederike Otto, Rupert Stuart-Smith, and Luke Harrington. Extreme weather impacts of climate change: an attribution perspective. *Environmental Research: Climate*, 1(1):012001, June 2022. ISSN 2752-5295. doi:[10.1088/2752-5295/ac6e7d](https://doi.org/10.1088/2752-5295/ac6e7d). URL <https://dx.doi.org/10.1088/2752-5295/ac6e7d>. Publisher: IOP Publishing.
- [3] Peter Bauer, Alan Thorpe, and Gilbert Brunet. The quiet revolution of numerical weather prediction. *Nature*, 525(7567):47–55, September 2015. ISSN 1476-4687. doi:[10.1038/nature14956](https://doi.org/10.1038/nature14956). URL <https://www.nature.com/articles/nature14956>. Bandiera_abtest: a Cg_type: Nature Research Journals Number: 7567 Primary_atype: Reviews Publisher: Nature Publishing Group Subject_term: Atmospheric dynamics;Climate sciences Subject_term_id: atmospheric-dynamics;climate-sciences.
- [4] Peter Bauer, Peter D. Dueben, Torsten Hoefler, Tiago Quintino, Thomas C. Schulthess, and Nils P. Wedi. The digital revolution of Earth-system science. *Nature Computational Science*, 1(2):104–113, February 2021. ISSN 2662-8457. doi:[10.1038/s43588-021-00023-0](https://doi.org/10.1038/s43588-021-00023-0). URL <http://www.nature.com/articles/s43588-021-00023-0>.
- [5] Eugenia Kalnay. Atmospheric Modeling, Data Assimilation and Predictability, November 2002. URL <https://www.cambridge.org/highereducation/books/atmospheric-modeling-data-assimilation-and-predictability/C5FD207439132836E85027754CE9BC1A>. ISBN: 9780511802270 Publisher: Cambridge University Press.
- [6] David J. Stensrud. *Parameterization Schemes: Keys to Understanding Numerical Weather Prediction Models*. Cambridge University Press, Cambridge, 2007. ISBN 978-0-521-12676-

2. doi:[10.1017/CBO9780511812590](https://doi.org/10.1017/CBO9780511812590). URL <https://www.cambridge.org/core/books/parameterization-schemes/C7C8EC8901957314433BE7C8BC36F16D>.
- [7] Tapio Schneider, Shiwei Lan, Andrew Stuart, and João Teixeira. Earth System Modeling 2.0: A Blueprint for Models That Learn From Observations and Targeted High-Resolution Simulations. *Geophysical Research Letters*, 44(24), December 2017. ISSN 0094-8276, 1944-8007. doi:[10.1002/2017GL076101](https://doi.org/10.1002/2017GL076101). URL <http://arxiv.org/abs/1709.00037>. arXiv: 1709.00037.
- [8] Julia Slingo and Tim Palmer. Uncertainty in weather and climate prediction. *Philosophical Transactions of the Royal Society A: Mathematical, Physical and Engineering Sciences*, 369(1956):4751–4767, December 2011. doi:[10.1098/rsta.2011.0161](https://doi.org/10.1098/rsta.2011.0161). URL <https://royalsocietypublishing.org/doi/10.1098/rsta.2011.0161>. Publisher: Royal Society.
- [9] R. N. Bannister. A review of operational methods of variational and ensemble-variational data assimilation. *Quarterly Journal of the Royal Meteorological Society*, 143(703):607–633, 2017. ISSN 1477-870X. doi:[10.1002/qj.2982](https://doi.org/10.1002/qj.2982). URL <https://onlinelibrary.wiley.com/doi/abs/10.1002/qj.2982>.
- [10] Zied Ben-Bouallegue, Mariana C. A. Clare, Linus Magnusson, Estibaliz Gascon, Michael Maier-Gerber, Martin Janousek, Mark Rodwell, Florian Pinault, Jesper S. Dramsch, Simon T. K. Lang, Baudouin Raoult, Florence Rabier, Matthieu Chevallier, Irina Sandu, Peter Dueben, Matthew Chantry, and Florian Pappenberger. The rise of data-driven weather forecasting, November 2023. URL <http://arxiv.org/abs/2307.10128>. arXiv:2307.10128 [physics].
- [11] Xingjian Shi, Zhourong Chen, Hao Wang, Dit-Yan Yeung, Wai-kin Wong, and Wang-chun Woo. Convolutional lstm network: A machine learning approach for precipitation nowcasting. In *Proceedings of the 28th International Conference on Neural Information Processing Systems - Volume 1*, NIPS’15, page 802–810, Cambridge, MA, USA, 2015. MIT Press.
- [12] Peter D. Dueben and Peter Bauer. Challenges and design choices for global weather and climate models based on machine learning. *Geoscientific Model Development*, 11(10):3999–4009, October 2018. ISSN 1991-9603. doi:[10.5194/gmd-11-3999-2018](https://doi.org/10.5194/gmd-11-3999-2018). URL <https://gmd.copernicus.org/articles/11/3999/2018/>.
- [13] Jonathan A. Weyn, Dale R. Durran, and Rich Caruana. Can Machines Learn to Predict Weather? Using Deep Learning to Predict Gridded 500-hPa Geopotential Height From Historical Weather Data. *Journal of Advances in Modeling Earth Systems*, 11(8):2680–2693, 2019. ISSN 1942-2466. doi:[10.1029/2019MS001705](https://doi.org/10.1029/2019MS001705). URL <https://onlinelibrary.wiley.com/doi/abs/10.1029/2019MS001705>.
- [14] S. Scher. Toward Data-Driven Weather and Climate Forecasting: Approximating a Simple General Circulation Model With Deep Learning. *Geophysical Research Letters*, 45(22):12,616–12,622, 2018. ISSN 1944-8007. doi:[10.1029/2018GL080704](https://doi.org/10.1029/2018GL080704). URL <https://onlinelibrary.wiley.com/doi/abs/10.1029/2018GL080704>.
- [15] Thorsten Kurth, Shashank Subramanian, Peter Harrington, Jaideep Pathak, Morteza Mardani, David Hall, Andrea Miele, Karthik Kashinath, and Animashree Anandkumar. FourCastNet: Accelerating Global High-Resolution Weather Forecasting using Adaptive Fourier Neural Operators, August 2022. URL <http://arxiv.org/abs/2208.05419>. arXiv:2208.05419 [physics].
- [16] Yann LeCun, Yoshua Bengio, and Geoffrey Hinton. Deep learning. *Nature*, 521(7553):436–444, May 2015. ISSN 1476-4687. doi:[10.1038/nature14539](https://doi.org/10.1038/nature14539). URL <https://www.nature.com/articles/nature14539>. Number: 7553 Publisher: Nature Publishing Group.
- [17] Yoshua Bengio, Aaron Courville, and Pascal Vincent. Representation learning: a review and new perspectives. *IEEE transactions on pattern analysis and machine intelligence*, 35(8):1798–1828, August 2013. ISSN 0162-8828. doi:[10.1109/tpami.2013.50](https://doi.org/10.1109/tpami.2013.50).
- [18] D.H. Wolpert and W.G. Macready. No free lunch theorems for optimization. *IEEE Transactions on Evolutionary Computation*, 1(1):67–82, April 1997. ISSN 1941-0026. doi:[10.1109/4235.585893](https://doi.org/10.1109/4235.585893). Conference Name: IEEE Transactions on Evolutionary Computation.
- [19] Peter W. Battaglia, Jessica B. Hamrick, Victor Bapst, Alvaro Sanchez-Gonzalez, Vinicius Zambaldi, Mateusz Malinowski, Andrea Tacchetti, David Raposo, Adam Santoro, Ryan Faulkner, Caglar Gulcehre, Francis Song, Andrew Ballard, Justin Gilmer, George Dahl, Ashish Vaswani, Kelsey Allen, Charles Nash, Victoria Langston, Chris Dyer, Nicolas Heess, Daan Wierstra, Pushmeet Kohli, Matt Botvinick, Oriol Vinyals, Yujia Li, and Razvan Pascanu. Relational inductive biases, deep learning, and graph networks. *arXiv:1806.01261 [cs, stat]*, October 2018. URL <http://arxiv.org/abs/1806.01261>. arXiv: 1806.01261.
- [20] Jonathan A. Weyn, Dale R. Durran, Rich Caruana, and Nathaniel Cresswell-Clay. Sub-Seasonal Forecasting With a Large Ensemble of Deep-Learning Weather Prediction Models. *Journal of Advances in Modeling*

- Earth Systems*, 13(7):e2021MS002502, 2021. ISSN 1942-2466. doi:[10.1029/2021MS002502](https://doi.org/10.1029/2021MS002502). URL <https://agupubs.onlinelibrary.wiley.com/doi/abs/10.1029/2021MS002502>.
- [21] Matthias Karlbauer, Nathaniel Cresswell-Clay, Raul A. Moreno, Dale R. Durran, Thorsten Kurth, and Martin V. Butz. Advancing parsimonious deep learning weather prediction using the healpix mesh, 2023.
- [22] Jonathan A. Weyn, Dale R. Durran, and Rich Caruana. Improving Data-Driven Global Weather Prediction Using Deep Convolutional Neural Networks on a Cubed Sphere. *Journal of Advances in Modeling Earth Systems*, 12(9):e2020MS002109, 2020. ISSN 1942-2466. doi:[10.1029/2020MS002109](https://doi.org/10.1029/2020MS002109). URL <https://onlinelibrary.wiley.com/doi/abs/10.1029/2020MS002109>.
- [23] Jaideep Pathak, Shashank Subramanian, Peter Harrington, Sanjeev Raja, Ashesh Chattopadhyay, Morteza Mardani, Thorsten Kurth, David Hall, Zongyi Li, Kamyar Azizzadenesheli, Pedram Hassanzadeh, Karthik Kashinath, and Animashree Anandkumar. FourCastNet: A Global Data-driven High-resolution Weather Model using Adaptive Fourier Neural Operators, February 2022. URL <http://arxiv.org/abs/2202.11214>. Number: arXiv:2202.11214 arXiv:2202.11214 [physics].
- [24] Boris Bonev, Thorsten Kurth, Christian Hundt, Jaideep Pathak, Maximilian Baust, Karthik Kashinath, and Anima Anandkumar. Spherical Fourier Neural Operators: Learning Stable Dynamics on the Sphere, June 2023. URL <http://arxiv.org/abs/2306.03838>. arXiv:2306.03838 [physics].
- [25] Ryan Keisler. Forecasting Global Weather with Graph Neural Networks, February 2022. URL <http://arxiv.org/abs/2202.07575>. Number: arXiv:2202.07575 arXiv:2202.07575 [physics].
- [26] Remi Lam, Alvaro Sanchez-Gonzalez, Matthew Willson, Peter Wirsberger, Meire Fortunato, Alexander Pritzel, Suman Ravuri, Timo Ewalds, Ferran Alet, Zach Eaton-Rosen, Weihua Hu, Alexander Merose, Stephan Hoyer, George Holland, Jacklynn Stott, Oriol Vinyals, Shakir Mohamed, and Peter Battaglia. GraphCast: Learning skillful medium-range global weather forecasting, December 2022. URL <http://arxiv.org/abs/2212.12794>. arXiv:2212.12794 [physics].
- [27] Kaifeng Bi, Lingxi Xie, Hengheng Zhang, Xin Chen, Xiaotao Gu, and Qi Tian. Pangu-Weather: A 3D High-Resolution Model for Fast and Accurate Global Weather Forecast, November 2022. URL <http://arxiv.org/abs/2211.02556>. arXiv:2211.02556 [physics].
- [28] Lei Chen, Xiaohui Zhong, Feng Zhang, Yuan Cheng, Yinghui Xu, Yuan Qi, and Hao Li. FuXi: A cascade machine learning forecasting system for 15-day global weather forecast, October 2023. URL <http://arxiv.org/abs/2306.12873>. arXiv:2306.12873 [physics].
- [29] Kang Chen, Tao Han, Junchao Gong, Lei Bai, Fenghua Ling, Jing-Jia Luo, Xi Chen, Leiming Ma, Tianning Zhang, Rui Su, Yuanzheng Ci, Bin Li, Xiaokang Yang, and Wanli Ouyang. FengWu: Pushing the Skillful Global Medium-range Weather Forecast beyond 10 Days Lead, April 2023. URL <http://arxiv.org/abs/2304.02948>. arXiv:2304.02948 [physics].
- [30] Tung Nguyen, Rohan Shah, Hritik Bansal, Troy Arcomano, Sandeep Madireddy, Romit Maulik, Veerabhadra Kotamarthi, Ian Foster, and Aditya Grover. Scaling transformer neural networks for skillful and reliable medium-range weather forecasting, December 2023. URL <http://arxiv.org/abs/2312.03876>. arXiv:2312.03876 [physics].
- [31] Hans Hersbach, Bill Bell, Paul Berrisford, Shoji Hirahara, András Horányi, Joaquín Muñoz-Sabater, Julien Nicolas, Carole Peubey, Raluca Radu, Dinand Schepers, Adrian Simmons, Cornel Soci, Saleh Abdalla, Xavier Abellan, Gianpaolo Balsamo, Peter Bechtold, Gionata Biavati, Jean Bidlot, Massimo Bonavita, Giovanna De Chiara, Per Dahlgren, Dick Dee, Michail Diamantakis, Rossana Dragani, Johannes Flemming, Richard Forbes, Manuel Fuentes, Alan Geer, Leo Haimberger, Sean Healy, Robin J. Hogan, Elías Hólm, Marta Janisková, Sarah Keeley, Patrick Laloyaux, Philippe Lopez, Cristina Lupu, Gabor Radnoti, Patricia de Rosnay, Iryna Rozum, Freja Vamborg, Sebastien Villaume, and Jean-Noël Thépaut. The ERA5 global reanalysis. *Quarterly Journal of the Royal Meteorological Society*, 146(730):1999–2049, 2020. ISSN 1477-870X. doi:[10.1002/qj.3803](https://doi.org/10.1002/qj.3803). URL <https://onlinelibrary.wiley.com/doi/abs/10.1002/qj.3803>.
- [32] Stephan Rasp, Peter D. Dueben, Sebastian Scher, Jonathan A. Weyn, Soukayna Mouatadid, and Nils Thuerey. WeatherBench: A benchmark dataset for data-driven weather forecasting. *Journal of Advances in Modeling Earth Systems*, 12(11), November 2020. ISSN 1942-2466, 1942-2466. doi:[10.1029/2020MS002203](https://doi.org/10.1029/2020MS002203). URL <http://arxiv.org/abs/2002.00469>. arXiv: 2002.00469.
- [33] Stephan Rasp, Stephan Hoyer, Alexander Merose, Ian Langmore, Peter Battaglia, Tyler Russel, Alvaro Sanchez-Gonzalez, Vivian Yang, Rob Carver, Shreya Agrawal, Matthew Chantry, Zied Ben Bouallegue, Peter Dueben, Carla Bromberg, Jared Sisk, Luke Barrington, Aaron Bell, and Fei Sha. WeatherBench 2: A benchmark for the next generation of data-driven global weather models, August 2023. URL <http://arxiv.org/abs/2308.15560>. arXiv:2308.15560 [physics].

- [34] Stephan Rasp and Nils Thuerey. Data-Driven Medium-Range Weather Prediction With a Resnet Pretrained on Climate Simulations: A New Model for WeatherBench. *Journal of Advances in Modeling Earth Systems*, 13(2):e2020MS002405, 2021. ISSN 1942-2466. doi:[10.1029/2020MS002405](https://doi.org/10.1029/2020MS002405). URL <https://onlinelibrary.wiley.com/doi/abs/10.1029/2020MS002405>.
- [35] Luke Metz, C. Daniel Freeman, Samuel S. Schoenholz, and Tal Kachman. Gradients are Not All You Need, January 2022. URL <http://arxiv.org/abs/2111.05803>. Number: arXiv:2111.05803 arXiv:2111.05803 [cs, stat].
- [36] Razvan Pascanu, Tomas Mikolov, and Yoshua Bengio. On the difficulty of training recurrent neural networks. In *Proceedings of the 30th International Conference on International Conference on Machine Learning - Volume 28*, ICML'13, page III–1310–III–1318. JMLR.org, 2013.
- [37] Samy Bengio, Oriol Vinyals, Navdeep Jaitly, and Noam Shazeer. Scheduled sampling for sequence prediction with recurrent neural networks. In *Proceedings of the 28th International Conference on Neural Information Processing Systems - Volume 1*, NIPS'15, pages 1171–1179, Cambridge, MA, USA, 2015. MIT Press.
- [38] Yuan Hu, Lei Chen, Zhibin Wang, and Hao Li. Swinvrnn: A data-driven ensemble forecasting model via learned distribution perturbation. *Journal of Advances in Modeling Earth Systems*, 15(2):e2022MS003211, 2023. doi:<https://doi.org/10.1029/2022MS003211>. e2022MS003211 2022MS003211.
- [39] Lei Chen, Fei Du, Yuan Hu, Fan Wang, and Zhibin Wang. SwinRDM: Integrate SwinRNN with Diffusion Model towards High-Resolution and High-Quality Weather Forecasting. January 2023. doi:[10.48448/z7f-fc64](https://doi.org/10.48448/z7f-fc64). URL <http://arxiv.org/abs/2306.03110>. arXiv:2306.03110 [physics].
- [40] Suman Ravuri, Karel Lenc, Matthew Willson, Dmitry Kangin, Remi Lam, Piotr Mirowski, Megan Fitzsimons, Maria Athanassiadou, Sheleem Kashem, Sam Madge, Rachel Prudden, Amol Mandhane, Aidan Clark, Andrew Brock, Karen Simonyan, Raia Hadsell, Niall Robinson, Ellen Clancy, Alberto Arribas, and Shakir Mohamed. Skilful precipitation nowcasting using deep generative models of radar. *Nature*, 597(7878):672–677, September 2021. ISSN 1476-4687. doi:[10.1038/s41586-021-03854-z](https://doi.org/10.1038/s41586-021-03854-z). URL <https://doi.org/10.1038/s41586-021-03854-z>.
- [41] Jussi Leinonen, Daniele Nerini, and Alexis Berne. Stochastic Super-Resolution for Downscaling Time-Evolving Atmospheric Fields with a Generative Adversarial Network. *IEEE Transactions on Geoscience and Remote Sensing*, 59(9):7211–7223, September 2021. ISSN 0196-2892, 1558-0644. doi:[10.1109/TGRS.2020.3032790](https://doi.org/10.1109/TGRS.2020.3032790). URL <http://arxiv.org/abs/2005.10374>. arXiv:2005.10374 [physics, stat].
- [42] Rilwan A. Adewoyin, Peter Dueben, Peter Watson, Yulan He, and Ritabrata Dutta. TRU-NET: a deep learning approach to high resolution prediction of rainfall. *Machine Learning*, 110(8):2035–2062, August 2021. ISSN 0885-6125, 1573-0565. doi:[10.1007/s10994-021-06022-6](https://doi.org/10.1007/s10994-021-06022-6).
- [43] Casper Kaae Sønderby, Lasse Espeholt, Jonathan Heek, Mostafa Dehghani, Avital Oliver, Tim Salimans, Shreya Agrawal, Jason Hickey, and Nal Kalchbrenner. MetNet: A Neural Weather Model for Precipitation Forecasting. *arXiv:2003.12140 [physics, stat]*, March 2020. URL <http://arxiv.org/abs/2003.12140>. arXiv: 2003.12140.
- [44] Lasse Espeholt, Shreya Agrawal, Casper Sønderby, Manoj Kumar, Jonathan Heek, Carla Bromberg, Cenk Gizen, Jason Hickey, Aaron Bell, and Nal Kalchbrenner. Skillful Twelve Hour Precipitation Forecasts using Large Context Neural Networks, November 2021. URL <http://arxiv.org/abs/2111.07470>. arXiv:2111.07470 [physics].
- [45] Tim Palmer and David Richardson. Decisions, decisions...! *ECMWF Newsletter*, pages 12–14, 2014 2014. doi:[10.21957/bychj3cf](https://doi.org/10.21957/bychj3cf).
- [46] Tim Palmer. The ECMWF ensemble prediction system: Looking back (more than) 25 years and projecting forward 25 years. *Quarterly Journal of the Royal Meteorological Society*, 145(S1):12–24, 2019. ISSN 1477-870X. doi:[10.1002/qj.3383](https://doi.org/10.1002/qj.3383). URL <https://onlinelibrary.wiley.com/doi/abs/10.1002/qj.3383>.
- [47] Marcin Andrychowicz, Lasse Espeholt, Di Li, Samier Merchant, Alexander Merose, Fred Zyda, Shreya Agrawal, and Nal Kalchbrenner. Deep Learning for Day Forecasts from Sparse Observations, July 2023. URL <http://arxiv.org/abs/2306.06079>. arXiv:2306.06079 [physics].
- [48] Christian Lessig, Ilaria Luise, Bing Gong, Michael Langguth, Scarlet Stadler, and Martin Schultz. AtmoRep: A stochastic model of atmosphere dynamics using large scale representation learning, August 2023. URL <http://arxiv.org/abs/2308.13280>. arXiv:2308.13280 [physics].
- [49] Sam Bond-Taylor, Adam Leach, Yang Long, and Chris G. Willcocks. Deep Generative Modelling: A Comparative Review of VAEs, GANs, Normalizing Flows, Energy-Based and Autoregressive Models. *IEEE Transactions on Pattern Analysis and Machine Intelligence*, pages 1–1, 2021. ISSN 0162-8828, 2160-9292, 1939-3539. doi:[10.1109/TPAMI.2021.3116668](https://doi.org/10.1109/TPAMI.2021.3116668). URL <http://arxiv.org/abs/2103.04922>. arXiv: 2103.04922.

- [50] Danilo Jimenez Rezende, Shakir Mohamed, and Daan Wierstra. Stochastic backpropagation and approximate inference in deep generative models. In *Proceedings of the 31st International Conference on International Conference on Machine Learning - Volume 32, ICML'14*, page II–1278–II–1286. JMLR.org, 2014.
- [51] Diederik P. Kingma and Max Welling. Auto-encoding variational bayes. In *International Conference on Learning Representations*, 2014.
- [52] Lei Chen, Xiaohui Zhong, Jie Wu, Deliang Chen, Shangping Xie, Qingchen Chao, Chensen Lin, Zixin Hu, Bo Lu, Hao Li, and Yuan Qi. FuXi-S2S: An accurate machine learning model for global subseasonal forecasts, December 2023. URL <http://arxiv.org/abs/2312.09926>. arXiv:2312.09926 [physics].
- [53] Mohammad Babaeizadeh, Chelsea Finn, Dumitru Erhan, Roy H. Campbell, and Sergej Levine. Stochastic variational video prediction. In *International Conference on Learning Representations*, 2018.
- [54] Emily Denton and Rob Fergus. Stochastic video generation with a learned prior. In Jennifer Dy and Andreas Krause, editors, *Proceedings of the 35th International Conference on Machine Learning*, volume 80 of *Proceedings of Machine Learning Research*, pages 1174–1183. PMLR, 10–15 Jul 2018.
- [55] Ian Goodfellow, Jean Pouget-Abadie, Mehdi Mirza, Bing Xu, David Warde-Farley, Sherjil Ozair, Aaron Courville, and Yoshua Bengio. Generative adversarial nets. In Z. Ghahramani, M. Welling, C. Cortes, N. Lawrence, and K.Q. Weinberger, editors, *Advances in Neural Information Processing Systems*, volume 27. Curran Associates, Inc., 2014.
- [56] Bing Gong, Michael Langguth, Yan Ji, Amirpasha Mozaffari, Scarlet Stadtler, Karim Mache, and Martin G. Schultz. Temperature forecasting by deep learning methods. preprint, Climate and Earth system modeling, March 2022. URL <https://gmd.copernicus.org/preprints/gmd-2021-430/>.
- [57] Sebastian Hoffmann and Christian Lessig. Atmodist: Self-supervised representation learning for atmospheric dynamics. *Environmental Data Science*, 2:e6, 2023. doi:[10.1017/eds.2023.1](https://doi.org/10.1017/eds.2023.1).
- [58] Jonathan Ho, Ajay Jain, and Pieter Abbeel. Denoising Diffusion Probabilistic Models. *arXiv:2006.11239 [cs, stat]*, December 2020. URL <http://arxiv.org/abs/2006.11239>. arXiv: 2006.11239.
- [59] Jascha Sohl-Dickstein, Eric A. Weiss, Niru Maheswaranathan, and Surya Ganguli. Deep Unsupervised Learning using Nonequilibrium Thermodynamics. *arXiv:1503.03585 [cond-mat, q-bio, stat]*, November 2015. URL <http://arxiv.org/abs/1503.03585>. arXiv: 1503.03585.
- [60] Jiaming Song, Chenlin Meng, and Stefano Ermon. Denoising Diffusion Implicit Models. *arXiv:2010.02502 [cs]*, November 2021. URL <http://arxiv.org/abs/2010.02502>. arXiv: 2010.02502.
- [61] Ilan Price, Alvaro Sanchez-Gonzalez, Ferran Alet, Timo Ewalds, Andrew El-Kadi, Jacklynn Stott, Shakir Mohamed, Peter Battaglia, Remi Lam, and Matthew Willson. GenCast: Diffusion-based ensemble forecasting for medium-range weather, December 2023. URL <http://arxiv.org/abs/2312.15796>. arXiv:2312.15796 [physics].
- [62] Salva Rühling Cachay, Bo Zhao, Hailey Joren, and Rose Yu. DYffusion: A Dynamics-informed Diffusion Model for Spatiotemporal Forecasting, October 2023. URL <http://arxiv.org/abs/2306.01984>. arXiv:2306.01984 [cs, stat].
- [63] Lizao Li, Rob Carver, Ignacio Lopez-Gomez, Fei Sha, and John Anderson. SEEDS: Emulation of Weather Forecast Ensembles with Diffusion Models, October 2023. URL <http://arxiv.org/abs/2306.14066>. arXiv:2306.14066 [physics].
- [64] Jussi Leinonen, Ulrich Hamann, Daniele Nerini, Urs Germann, and Gabriele Franch. Latent diffusion models for generative precipitation nowcasting with accurate uncertainty quantification, April 2023. URL <http://arxiv.org/abs/2304.12891>. arXiv:2304.12891 [physics].
- [65] Andre Graubner, Kamyar Kamyar Azizzadenesheli, Jaideep Pathak, Morteza Mardani, Mike Pritchard, Karthik Kashinath, and Anima Anandkumar. Calibration of large neural weather models. In *NeurIPS 2022 Workshop on Tackling Climate Change with Machine Learning*, 2022.
- [66] Alex Kendall and Yarin Gal. What uncertainties do we need in bayesian deep learning for computer vision? In *Advances in Neural Information Processing Systems*, volume 30. Curran Associates, Inc., 2017.
- [67] Andrew Stirn and David A. Knowles. Variational Variance: Simple, Reliable, Calibrated Heteroscedastic Noise Variance Parameterization, October 2020. URL <http://arxiv.org/abs/2006.04910>. arXiv:2006.04910 [cs, stat].
- [68] Tilmann Gneiting and Adrian E Raftery. Strictly proper scoring rules, prediction, and estimation. *Journal of the American Statistical Association*, 102(477):359–378, 2007. doi:[10.1198/016214506000001437](https://doi.org/10.1198/016214506000001437).

- [69] Maximilian Seitzer, Arash Tavakoli, Dimitrije Antic, and Georg Martius. On the pitfalls of heteroscedastic uncertainty estimation with probabilistic neural networks. In *International Conference on Learning Representations*, 2022.
- [70] Jonathan Berrisch and Florian Ziel. Crps learning. *Journal of Econometrics*, 2021. ISSN 0304-4076. doi:<https://doi.org/10.1016/j.jeconom.2021.11.008>.
- [71] Dmitrii Kochkov, Janni Yuval, Ian Langmore, Peter Norgaard, Jamie Smith, Griffin Mooers, James Lottes, Stephan Rasp, Peter Düben, Milan Klöwer, Sam Hatfield, Peter Battaglia, Alvaro Sanchez-Gonzalez, Matthew Willson, Michael P. Brenner, and Stephan Hoyer. Neural General Circulation Models, November 2023. URL <http://arxiv.org/abs/2311.07222>. arXiv:2311.07222 [physics].
- [72] William E. Chapman, Luca Delle Monache, Stefano Alessandrini, Aneesh C. Subramanian, F. Martin Ralph, Shang-Ping Xie, Sebastian Lerch, and Negin Hayatbini. Probabilistic predictions from deterministic atmospheric river forecasts with deep learning. *Monthly Weather Review*, 150(1):215–234, 2022. doi:<https://doi.org/10.1175/MWR-D-21-0106.1>.
- [73] Kaiming He, Xiangyu Zhang, Shaoqing Ren, and Jian Sun. Deep residual learning for image recognition. In *2016 IEEE Conference on Computer Vision and Pattern Recognition (CVPR)*, pages 770–778, 2016. doi:[10.1109/CVPR.2016.90](https://doi.org/10.1109/CVPR.2016.90).
- [74] Kaiming He, Xiangyu Zhang, Shaoqing Ren, and Jian Sun. Delving Deep into Rectifiers: Surpassing Human-Level Performance on ImageNet Classification. In *2015 IEEE International Conference on Computer Vision (ICCV)*, pages 1026–1034, Santiago, Chile, December 2015. IEEE. ISBN 978-1-4673-8391-2. doi:[10.1109/ICCV.2015.123](https://doi.org/10.1109/ICCV.2015.123). URL <http://ieeexplore.ieee.org/document/7410480/>.
- [75] Sergey Ioffe and Christian Szegedy. Batch normalization: Accelerating deep network training by reducing internal covariate shift. In *Proceedings of the 32nd International Conference on International Conference on Machine Learning - Volume 37, ICML'15*, page 448–456. JMLR.org, 2015.
- [76] Jimmy Lei Ba, Jamie Ryan Kiros, and Geoffrey E. Hinton. Layer Normalization. *arXiv:1607.06450 [cs, stat]*, July 2016. URL <http://arxiv.org/abs/1607.06450>. arXiv: 1607.06450.
- [77] Dmitry Ulyanov, Andrea Vedaldi, and Victor Lempitsky. Instance Normalization: The Missing Ingredient for Fast Stylization, November 2017. URL <http://arxiv.org/abs/1607.08022>. arXiv:1607.08022 [cs].
- [78] Yuxin Wu and Kaiming He. Group Normalization. *International Journal of Computer Vision*, 128(3):742–755, March 2020. ISSN 0920-5691, 1573-1405. doi:[10.1007/s11263-019-01198-w](https://doi.org/10.1007/s11263-019-01198-w).
- [79] Yann Lecun and Yoshua Bengio. Convolutional Networks for Images, Speech and Time Series. In Michael A. Arbib, editor, *The Handbook of Brain Theory and Neural Networks*, pages 255–258. The MIT Press, 1995.
- [80] Yann LeCun, Léon Bottou, Yoshua Bengio, and Patrick Haffner. Gradient-Based Learning Applied to Document Recognition. In *Proceedings of the IEEE*, volume 86, pages 2278–2324, 1998. URL <http://citeseerx.ist.psu.edu/viewdoc/summary?doi=10.1.1.42.7665>. Issue: 11.
- [81] Michael M. Bronstein, Joan Bruna, Taco Cohen, and Petar Veličković. Geometric Deep Learning: Grids, Groups, Graphs, Geodesics, and Gauges, May 2021. URL <http://arxiv.org/abs/2104.13478>. arXiv:2104.13478 [cs, stat].
- [82] Fisher Yu and Vladlen Koltun. Multi-scale context aggregation by dilated convolutions. In *International Conference on Learning Representations*, 2016.
- [83] François Chollet. Xception: Deep Learning with Depthwise Separable Convolutions. *arXiv:1610.02357 [cs]*, April 2017. URL <http://arxiv.org/abs/1610.02357>. arXiv: 1610.02357.
- [84] Zhuang Liu, Hanzi Mao, Chao-Yuan Wu, Christoph Feichtenhofer, Trevor Darrell, and Saining Xie. A convnet for the 2020s. In *2022 IEEE/CVF Conference on Computer Vision and Pattern Recognition (CVPR)*, pages 11966–11976, 2022. doi:[10.1109/CVPR52688.2022.01167](https://doi.org/10.1109/CVPR52688.2022.01167).
- [85] Justin Gilmer, Samuel S. Schoenholz, Patrick F. Riley, Oriol Vinyals, and George E. Dahl. Neural message passing for quantum chemistry. In Doina Precup and Yee Whye Teh, editors, *Proceedings of the 34th International Conference on Machine Learning*, volume 70 of *Proceedings of Machine Learning Research*, pages 1263–1272. PMLR, 06–11 Aug 2017.
- [86] Ashish Vaswani, Noam Shazeer, Niki Parmar, Jakob Uszkoreit, Llion Jones, Aidan N Gomez, Łukasz Kaiser, and Illia Polosukhin. Attention is all you need. In *Advances in Neural Information Processing Systems*, volume 30. Curran Associates, Inc., 2017.

- [87] Yao-Hung Hubert Tsai, Shaojie Bai, Makoto Yamada, Louis-Philippe Morency, and Ruslan Salakhutdinov. Transformer dissection: An unified understanding for transformer’s attention via the lens of kernel. In *Proceedings of the 2019 Conference on Empirical Methods in Natural Language Processing and the 9th International Joint Conference on Natural Language Processing (EMNLP-IJCNLP)*, pages 4344–4353, Hong Kong, China, November 2019. Association for Computational Linguistics. doi:[10.18653/v1/D19-1443](https://doi.org/10.18653/v1/D19-1443).
- [88] Zongyi Li, Daniel Zhengyu Huang, Burigede Liu, and Anima Anandkumar. Fourier Neural Operator with Learned Deformations for PDEs on General Geometries, July 2022. URL <http://arxiv.org/abs/2207.05209>. arXiv:2207.05209 [cs, math].
- [89] John Guibas, Morteza Mardani, Zongyi Li, Andrew Tao, Anima Anandkumar, and Bryan Catanzaro. Efficient token mixing for transformers via adaptive fourier neural operators. In *International Conference on Learning Representations*, 2022.
- [90] Alexey Dosovitskiy, Lucas Beyer, Alexander Kolesnikov, Dirk Weissenborn, Xiaohua Zhai, Thomas Unterthiner, Mostafa Dehghani, Matthias Minderer, Georg Heigold, Sylvain Gelly, Jakob Uszkoreit, and Neil Houlsby. An image is worth 16x16 words: Transformers for image recognition at scale. In *International Conference on Learning Representations*, 2021.
- [91] Alvaro Sanchez-Gonzalez, Nicolas Heess, Jost Tobias Springenberg, Josh Merel, Martin Riedmiller, Raia Hadsell, and Peter Battaglia. Graph networks as learnable physics engines for inference and control. *arXiv:1806.01242 [cs, stat]*, June 2018. URL <http://arxiv.org/abs/1806.01242>. arXiv: 1806.01242.
- [92] Z. Liu, Y. Lin, Y. Cao, H. Hu, Y. Wei, Z. Zhang, S. Lin, and B. Guo. Swin transformer: Hierarchical vision transformer using shifted windows. In *2021 IEEE/CVF International Conference on Computer Vision (ICCV)*, pages 9992–10002, Los Alamitos, CA, USA, oct 2021. IEEE Computer Society. doi:[10.1109/ICCV48922.2021.00986](https://doi.org/10.1109/ICCV48922.2021.00986).
- [93] Olaf Ronneberger, Philipp Fischer, and Thomas Brox. U-net: Convolutional networks for biomedical image segmentation. In Nassir Navab, Joachim Hornegger, William M. Wells, and Alejandro F. Frangi, editors, *Medical Image Computing and Computer-Assisted Intervention – MICCAI 2015*, pages 234–241, Cham, 2015. Springer International Publishing. ISBN 978-3-319-24574-4.
- [94] Imme Ebert-Uphoff and Kyle A. Hilburn. Evaluation, Tuning and Interpretation of Neural Networks for Meteorological Applications, May 2020. URL <http://arxiv.org/abs/2005.03126>. arXiv:2005.03126 [physics].
- [95] Ryan Lagerquist, David Turner, Imme Ebert-Uphoff, Jebb Stewart, and Venita Hagerty. Using Deep Learning to Emulate and Accelerate a Radiative Transfer Model. *Journal of Atmospheric and Oceanic Technology*, 38(10):1673–1696, October 2021. ISSN 0739-0572, 1520-0426. doi:[10.1175/JTECH-D-21-0007.1](https://doi.org/10.1175/JTECH-D-21-0007.1). URL <https://journals.ametsoc.org/view/journals/atot/38/10/JTECH-D-21-0007.1.xml>. Publisher: American Meteorological Society Section: Journal of Atmospheric and Oceanic Technology.
- [96] Andrew Jaegle, Sebastian Borgeaud, Jean-Baptiste Alayrac, Carl Doersch, Catalin Ionescu, David Ding, Skanda Koppula, Daniel Zoran, Andrew Brock, Evan Shelhamer, Olivier Hénaff, Matthew M. Botvinick, Andrew Zisserman, Oriol Vinyals, and João Carreira. Perceiver IO: A General Architecture for Structured Inputs & Outputs, March 2022. URL <http://arxiv.org/abs/2107.14795>. arXiv:2107.14795 [cs, eess].
- [97] Emmanuel de Bezenac, Arthur Pajot, and Patrick Gallinari. Deep Learning for Physical Processes: Incorporating Prior Scientific Knowledge. *arXiv:1711.07970 [cs, stat]*, January 2018. URL <http://arxiv.org/abs/1711.07970>. arXiv: 1711.07970.
- [98] Joost van Amersfoort, Anitha Kannan, Marc’Aurelio Ranzato, Arthur Szlam, Du Tran, and Soumith Chintala. Transformation-Based Models of Video Sequences. *arXiv:1701.08435 [cs]*, April 2017. URL <http://arxiv.org/abs/1701.08435>. arXiv: 1701.08435.
- [99] Pauline Luc, Aidan Clark, Sander Dieleman, Diego de Las Casas, Yotam Doron, Albin Cassirer, and Karen Simonyan. Transformation-based Adversarial Video Prediction on Large-Scale Data. *arXiv:2003.04035 [cs]*, December 2020. URL <http://arxiv.org/abs/2003.04035>. arXiv: 2003.04035.
- [100] Herbert Robbins and Sutton Monro. A Stochastic Approximation Method. *The Annals of Mathematical Statistics*, 22(3):400–407, September 1951. ISSN 0003-4851, 2168-8990. doi:[10.1214/aoms/1177729586](https://doi.org/10.1214/aoms/1177729586). URL <https://projecteuclid.org/journals/annals-of-mathematical-statistics/volume-22/issue-3/A-Stochastic-Approximation-Method/10.1214/aoms/1177729586.full>. Publisher: Institute of Mathematical Statistics.
- [101] Peter L. Bartlett, Andrea Montanari, and Alexander Rakhlin. Deep learning: a statistical viewpoint. *Acta Numerica*, 30:87–201, May 2021. ISSN 0962-4929, 1474-0508. doi:[10.1017/S0962492921000027](https://doi.org/10.1017/S0962492921000027). URL https://www.cambridge.org/core/product/identifier/S0962492921000027/type/journal_article.

- [102] Sepp Hochreiter and Jürgen Schmidhuber. Flat Minima. *Neural Computation*, 9(1):1–42, January 1997. ISSN 0899-7667. doi:[10.1162/neco.1997.9.1.1](https://doi.org/10.1162/neco.1997.9.1.1). URL <https://doi.org/10.1162/neco.1997.9.1.1>.
- [103] Nitish Shirish Keskar, Dheevatsa Mudigere, Jorge Nocedal, Mikhail Smelyanskiy, and Ping Tak Peter Tang. On large-batch training for deep learning: Generalization gap and sharp minima. In *International Conference on Learning Representations*, 2017.
- [104] Chen Xing, Devansh Arpit, Christos Tsirigotis, and Yoshua Bengio. A Walk with SGD. *arXiv:1802.08770 [cs, stat]*, May 2018. URL <http://arxiv.org/abs/1802.08770>. arXiv: 1802.08770.
- [105] Priya Goyal, Piotr Dollár, Ross Girshick, Pieter Noordhuis, Lukasz Wesolowski, Aapo Kyrola, Andrew Tulloch, Yangqing Jia, and Kaiming He. Accurate, Large Minibatch SGD: Training ImageNet in 1 Hour, April 2018. URL <http://arxiv.org/abs/1706.02677>. Number: arXiv:1706.02677 arXiv:1706.02677 [cs].
- [106] Ilya Sutskever, James Martens, George Dahl, and Geoffrey Hinton. On the importance of initialization and momentum in deep learning. In *Proceedings of the 30th International Conference on International Conference on Machine Learning - Volume 28, ICML'13*, page III–1139–III–1147. JMLR.org, 2013.
- [107] John Duchi, Elad Hazan, and Yoram Singer. Adaptive Subgradient Methods for Online Learning and Stochastic Optimization. 2011.
- [108] Diederik P. Kingma and Jimmy Ba. Adam: A Method for Stochastic Optimization. In *International Conference on Learning Representations*, 2015.
- [109] Ilya Loshchilov and Frank Hutter. Decoupled weight decay regularization. In *International Conference on Learning Representations*, 2019.
- [110] Stephen Jose Hanson and Lorien Y Pratt. Comparing Biases for Minimal Network Construction with Back-Propagation. 1988.
- [111] Nitish Srivastava, Geoffrey Hinton, Alex Krizhevsky, Ilya Sutskever, and Ruslan Salakhutdinov. Dropout: A simple way to prevent neural networks from overfitting. *Journal of Machine Learning Research*, 15(56): 1929–1958, 2014.
- [112] Golnaz Ghiasi, Tsung-Yi Lin, and Quoc V Le. Dropblock: A regularization method for convolutional networks. In S. Bengio, H. Wallach, H. Larochelle, K. Grauman, N. Cesa-Bianchi, and R. Garnett, editors, *Advances in Neural Information Processing Systems*, volume 31. Curran Associates, Inc., 2018.
- [113] Zuxuan Wu, Tushar Nagarajan, Abhishek Kumar, Steven Rennie, Larry S. Davis, Kristen Grauman, and Rogério Schmidt Feris. Blockdrop: Dynamic inference paths in residual networks. In *2018 IEEE Conference on Computer Vision and Pattern Recognition, CVPR 2018, Salt Lake City, UT, USA, June 18-22, 2018*, pages 8817–8826. Computer Vision Foundation / IEEE Computer Society, 2018. doi:[10.1109/CVPR.2018.00919](https://doi.org/10.1109/CVPR.2018.00919).
- [114] Kaiming He, Xinlei Chen, Saining Xie, Yanghao Li, Piotr Dollár, and Ross Girshick. Masked Autoencoders Are Scalable Vision Learners, December 2021. URL <http://arxiv.org/abs/2111.06377>. arXiv:2111.06377 [cs].
- [115] Yoshua Bengio, Jérôme Louradour, Ronan Collobert, and Jason Weston. Curriculum learning. In *Proceedings of the 26th Annual International Conference on Machine Learning, ICML '09*, pages 41–48, New York, NY, USA, June 2009. Association for Computing Machinery. ISBN 978-1-60558-516-1. doi:[10.1145/1553374.1553380](https://doi.org/10.1145/1553374.1553380). URL <https://doi.org/10.1145/1553374.1553380>.
- [116] Dumitru Erhan, Pierre-Antoine Manzagol, Yoshua Bengio, Samy Bengio, and Pascal Vincent. The Difficulty of Training Deep Architectures and the Effect of Unsupervised Pre-Training. In *Proceedings of the Twelfth International Conference on Artificial Intelligence and Statistics*, pages 153–160. PMLR, April 2009. URL <https://proceedings.mlr.press/v5/erhan09a.html>.
- [117] Tom Brown, Benjamin Mann, Nick Ryder, Melanie Subbiah, Jared D Kaplan, Prafulla Dhariwal, Arvind Neelakantan, Pranav Shyam, Girish Sastry, Amanda Askell, Sandhini Agarwal, Ariel Herbert-Voss, Gretchen Krueger, Tom Henighan, Rewon Child, Aditya Ramesh, Daniel Ziegler, Jeffrey Wu, Clemens Winter, Chris Hesse, Mark Chen, Eric Sigler, Mateusz Litwin, Scott Gray, Benjamin Chess, Jack Clark, Christopher Berner, Sam McCandlish, Alec Radford, Ilya Sutskever, and Dario Amodei. Language models are few-shot learners. In H. Larochelle, M. Ranzato, R. Hadsell, M.F. Balcan, and H. Lin, editors, *Advances in Neural Information Processing Systems*, volume 33, pages 1877–1901. Curran Associates, Inc., 2020. URL https://proceedings.neurips.cc/paper_files/paper/2020/file/1457c0d6bfc4967418bfb8ac142f64a-Paper.pdf.
- [118] Michael McCloskey and Neal J. Cohen. Catastrophic Interference in Connectionist Networks: The Sequential Learning Problem. *Psychology of Learning and Motivation - Advances in Research and Theory*, 24(C):109–165, January 1989. ISSN 0079-7421. doi:[10.1016/S0079-7421\(08\)60536-8](https://doi.org/10.1016/S0079-7421(08)60536-8). URL <http://www.scopus.com/inward/record.url?scp=77957064197&partnerID=8YFLogXK>.

- [119] Leslie N. Smith and Nicholay Topin. Super-convergence: very fast training of neural networks using large learning rates. In *Artificial Intelligence and Machine Learning for Multi-Domain Operations Applications*, volume 11006, page 1100612. International Society for Optics and Photonics, SPIE, 2019. doi:[10.1117/12.2520589](https://doi.org/10.1117/12.2520589).
- [120] Ilya Loshchilov and Frank Hutter. SGDR: Stochastic gradient descent with warm restarts. In *International Conference on Learning Representations*, 2017.
- [121] Leslie N. Smith. Cyclical Learning Rates for Training Neural Networks. *arXiv:1506.01186 [cs]*, April 2017. URL <http://arxiv.org/abs/1506.01186>. arXiv: 1506.01186.
- [122] Matthew Chantry, Hannah Christensen, Peter Dueben, and Tim Palmer. Opportunities and challenges for machine learning in weather and climate modelling: hard, medium and soft AI. *Philosophical Transactions of the Royal Society A: Mathematical, Physical and Engineering Sciences*, 379(2194):20200083, April 2021. doi:[10.1098/rsta.2020.0083](https://doi.org/10.1098/rsta.2020.0083). URL <https://royalsocietypublishing.org/doi/10.1098/rsta.2020.0083>. Publisher: Royal Society.
- [123] Eric Gilleland, David Ahijevych, Barbara G. Brown, Barbara Casati, and Elizabeth E. Ebert. Intercomparison of Spatial Forecast Verification Methods. *Weather and Forecasting*, 24(5):1416–1430, October 2009. ISSN 1520-0434, 0882-8156. doi:[10.1175/2009WAF2222269.1](https://doi.org/10.1175/2009WAF2222269.1). URL https://journals.ametsoc.org/view/journals/wefo/24/5/2009waf2222269_1.xml. Publisher: American Meteorological Society Section: Weather and Forecasting.
- [124] Junbo Zhang, Yu Zheng, and Dekang Qi. Deep Spatio-Temporal Residual Networks for Citywide Crowd Flows Prediction. *arXiv:1610.00081 [cs]*, January 2017. URL <http://arxiv.org/abs/1610.00081>. arXiv: 1610.00081.
- [125] Michaël Mathieu, Camille Couprie, and Yann LeCun. Deep multi-scale video prediction beyond mean square error. In Yoshua Bengio and Yann LeCun, editors, *International Conference on Learning Representations*, 2016.
- [126] Philipp Hess and Niklas Boers. Deep Learning for Improving Numerical Weather Prediction of Heavy Rainfall. *Journal of Advances in Modeling Earth Systems*, 14(3):e2021MS002765, 2022. ISSN 1942-2466. doi:[10.1029/2021MS002765](https://doi.org/10.1029/2021MS002765). URL <https://onlinelibrary.wiley.com/doi/abs/10.1029/2021MS002765>.
- [127] Jared Kaplan, Sam McCandlish, Tom Henighan, Tom B. Brown, Benjamin Chess, Rewon Child, Scott Gray, Alec Radford, Jeffrey Wu, and Dario Amodei. Scaling Laws for Neural Language Models, January 2020. URL <http://arxiv.org/abs/2001.08361>. arXiv:2001.08361 [cs, stat].
- [128] Tim Palmer. The primacy of doubt: Evolution of numerical weather prediction from determinism to probability. *Journal of Advances in Modeling Earth Systems*, 9(2):730–734, 2017. ISSN 1942-2466. doi:[10.1002/2017MS000999](https://doi.org/10.1002/2017MS000999).
- [129] K. Kashinath, M. Mustafa, A. Albert, J-L. Wu, C. Jiang, S. Esmailzadeh, K. Azizzadenesheli, R. Wang, A. Chattopadhyay, A. Singh, A. Manepalli, D. Chirila, R. Yu, R. Walters, B. White, H. Xiao, H. A. Tchelepi, P. Marcus, A. Anandkumar, P. Hassanzadeh, and null Prabhat. Physics-informed machine learning: case studies for weather and climate modelling. *Philosophical Transactions of the Royal Society A: Mathematical, Physical and Engineering Sciences*, 379(2194):20200093, April 2021. doi:[10.1098/rsta.2020.0093](https://doi.org/10.1098/rsta.2020.0093). URL <https://royalsocietypublishing.org/doi/full/10.1098/rsta.2020.0093>.
- [130] Salvatore Cuomo, Vincenzo Schiano Di Cola, Fabio Giampaolo, Gianluigi Rozza, Maziar Raissi, and Francesco Piccialli. Scientific machine learning through physics-informed neural networks: Where we are and what’s next. *Journal of Scientific Computing*, 92(3):88, 2022. doi:[10.1007/s10915-022-01939-z](https://doi.org/10.1007/s10915-022-01939-z). URL <https://doi.org/10.1007/s10915-022-01939-z>.
- [131] Ferran Alet, Adarsh Keshav Jeewajee, Maria Bauza Villalonga, Alberto Rodriguez, Tomas Lozano-Perez, and Leslie Kaelbling. Graph element networks: adaptive, structured computation and memory. In Kamalika Chaudhuri and Ruslan Salakhutdinov, editors, *Proceedings of the 36th International Conference on Machine Learning*, volume 97 of *Proceedings of Machine Learning Research*, pages 212–222. PMLR, 09–15 Jun 2019.
- [132] Oliver Watt-Meyer, Gideon Dresdner, Jeremy McGibbon, Spencer K. Clark, Brian Henn, James Duncan, Noah D. Brenowitz, Karthik Kashinath, Michael S. Pritchard, Boris Bonev, Matthew E. Peters, and Christopher S. Bretherton. ACE: A fast, skillful learned global atmospheric model for climate prediction, December 2023. URL <http://arxiv.org/abs/2310.02074>. arXiv:2310.02074 [physics].
- [133] Yixin Liu, Kai Zhang, Yuan Li, Zhiling Yan, Chuji Gao, Ruoxi Chen, Zhengqing Yuan, Yue Huang, Hanchi Sun, Jianfeng Gao, Lifang He, and Lichao Sun. Sora: A Review on Background, Technology, Limitations, and Opportunities of Large Vision Models, February 2024. URL <http://arxiv.org/abs/2402.17177>. arXiv:2402.17177 [cs].

-
- [134] Roberto Buizza, M Milleer, and Tim N Palmer. Stochastic representation of model uncertainties in the ECMWF ensemble prediction system. *Quarterly Journal of the Royal Meteorological Society*, 125(560):2887–2908, 1999. Publisher: Wiley Online Library.