

A generalization of tangent-based implicit curves

Ágoston Sipos

Department of Control Engineering and Information Technology, Budapest University of Technology and Economics

Abstract

An approach to defining quadratic implicit curves is to prescribe two tangent lines and a secant line going through the points of tangency.¹ This paper will show that this method can be generalized to a higher number of tangents, resulting in higher degree curves.

1. Introduction

Implicit curves are widely used in approximation and design. Their advantages include: (1) they can very efficiently be intersected with parametric curves; (2) it is easy to classify points based on which side of the curve they are; (3) an offset curve can be simply defined by adding a constant to the equation. However, they also have disadvantages like: (1) generating points along the curve is hard; and (2) implicit curves may - and often do - have multiple unintended branches.

It is not necessarily intuitive to design with implicit curves. Generally, they are a mathematical formula in the form $f(x,y) = 0$, but the function f usually does not have a natural geometric interpretation (except in the case of simple objects like lines and circles).

For quadratic curves, Liming¹ proposed a method for representing the curve with tangent and secant lines. This means not having to work with the quadratic function's geometrically meaningless coefficients, instead, the implicit curve can be evaluated at any point by evaluating those lines and substituting them into a fixed formula.

This paper is going to present a way to generalize this approach to having a higher number of prescribed tangent lines defining the curve, which subsequently will be of a higher degree.

2. Previous work

Liming's method for conic (quadratic) curves¹ works as follows (see also Figure 1):

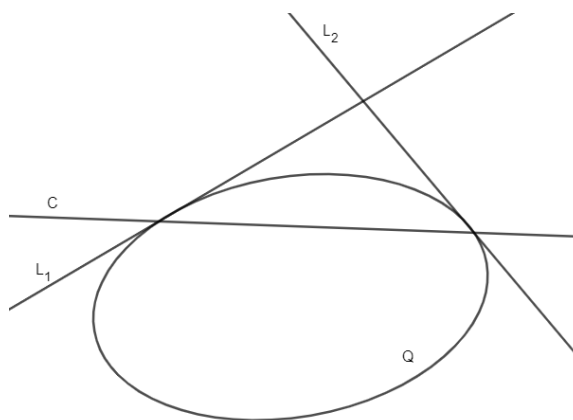


Figure 1: Example of Liming's method

1. Let $L_1, L_2 : \mathbb{R}^2 \rightarrow \mathbb{R}$ be two lines in implicit form, that are two (distinct) tangents to the desired curve
2. Let $C : \mathbb{R}^2 \rightarrow \mathbb{R}$ be a secant line to the curve, going through the two points of tangency
3. Then, $\forall \lambda \in (0; 1)$: the curve

$$Q(x,y) = (1 - \lambda) \cdot L_1(x,y) \cdot L_2(x,y) - \lambda \cdot C^2(x,y) \quad (1)$$

is a nonsingular quadratic curve, fulfilling the tangential conditions.

There are multiple similar schemes for 3D surfaces, like the functional spline² which is a direct generalization of Liming's method for an arbitrary number of tangential surfaces. It is however not in all situations clear how to describe




Figure 2: A six-sided I-patch in 3D

the *transversal surface* which is the analogy of the secant line in Liming's.

Another 3D method is the *I-patch*³ (Figure 2) which is defined by n ribbon (tangential) surfaces (R_i) and n bounding surfaces (B_i). The patch equation is

$$I = \sum_{i=1}^n \left(w_i R_i \prod_{\substack{j=1 \\ j \neq i}}^n B_j^2 \right) + w_0 \prod_{j=1}^n B_j^2. \quad (2)$$

The I-patch also has a different form, the *faithful I-patch*⁴:

$$\hat{I} = \frac{I}{\sum_{i=1}^n w_i \prod_{\substack{j=1 \\ j \neq i}}^n B_j^2}. \quad (3)$$

It is advantageous for multiple reasons, as it does not have isolated points, and has a more even distance metric. However, the first goal is also achieved via using a *normalized I-patch*:

$$I^* = \frac{I}{\sum_{i=1}^n \prod_{\substack{j=1 \\ j \neq i}}^n B_j^2}. \quad (4)$$

3. Notes on Liming's method

It is easy to see that the Liming curve is a one-sided 2D I-patch, with $R_1 = L_1 \cdot L_2$, $B_1 = C$ and $\frac{w_1}{w_0} = \frac{1-\lambda}{\lambda}$.

We will also utilize the following important property of Liming's method. Although intuitive, no proof was found in the literature, so we will include one.

Lemma 1 Let Q be a quadratic implicit curve, L_1, L_2 two

distinct tangent lines of it, C the secant through the points of tangency. Then, $\exists \lambda \in (0; 1)$, $\omega \in \mathbb{R}$ s.t.

$$(1 - \lambda) \cdot L_1 \cdot L_2 - \lambda \cdot C^2 \equiv \omega \cdot Q. \quad (5)$$

Proof Let (x, y) be a point s.t. $Q(x, y) = 0$, $L_1(x, y) \neq 0$, $L_2(x, y) \neq 0$. Let

$$\lambda := \frac{L_1(x, y) \cdot L_2(x, y)}{L_1(x, y) \cdot L_2(x, y) + C^2(x, y)} \quad (6)$$

meaning that this point is on our curve as well.

A general quadratic implicit curve is of the form

$$ax^2 + bxy + cy^2 + dx + ey + f, \quad (7)$$

having 6 coefficients, although multiplying them with the same scalar does not change the curve.

Fitting a curve on the two tangential conditions, and the additional requirement of interpolating (x, y) means a homogeneous linear system of 5 equations (see Appendix A). This means that the dimension of the solution space is one, so any two solutions are each other multiplied by a scalar. \square

4. Curves defined by four tangents

Let L_i ($i = 1..4$) be four distinct tangent lines, \mathbf{p}_i ($i = 1..4$) the points of tangency.

Theorem 1 Let C_1 be a line through \mathbf{p}_1 and \mathbf{p}_2 , C_2 through \mathbf{p}_3 and \mathbf{p}_4 . Then, the family of two-sided I-patches

$$I_w := w_1 \cdot L_1 \cdot L_2 \cdot C_2^2 + w_2 \cdot L_3 \cdot L_4 \cdot C_1^2 + w_0 \cdot C_1^2 \cdot C_2^2 \quad (8)$$

fulfills the tangential conditions. Moreover, if there exists a quadratic curve satisfying the constrained tangents, the normalized I-patch I^* reproduces it with well-chosen coefficients.

Proof The first statement trivially follows from the I-patch properties: for example in \mathbf{p}_1 , using that $L_1(\mathbf{p}_1) = 0$ and $C_1(\mathbf{p}_1) = 0$;

$$I_w(\mathbf{p}_1) = 0 + 0 + 0 = 0 \quad (9)$$

and

$$\begin{aligned} \nabla I_w(\mathbf{p}_1) &= c_1(\mathbf{p}_1) \cdot \nabla L_1(\mathbf{p}_1) + \mathbf{v}_1(\mathbf{p}_1) \cdot L_1(\mathbf{p}_1) + \\ &+ c_2(\mathbf{p}_1) \cdot 2 \cdot C_1(\mathbf{p}_1) \cdot \nabla C_1(\mathbf{p}_1) + \mathbf{v}_2(\mathbf{p}_1) \cdot C_1^2(\mathbf{p}_1), \end{aligned} \quad (10)$$

where c_1, c_2 are real-valued, $\mathbf{v}_1, \mathbf{v}_2$ are vector-valued functions. Using the constraints, we get

$$\nabla I_w(\mathbf{p}_1) = c_1(\mathbf{p}_1) \cdot \nabla L_1(\mathbf{p}_1) + 0 + 0 + 0, \quad (11)$$

meaning that the point is on the curve, and the gradient's direction is the same as the line's gradient's, so L_1 is indeed a tangential line. \square

For the second statement, let Q be the target quadratic curve,

$$R_1 := L_1 L_2 \quad (12)$$

$$R_2 := L_3 L_4 \quad (13)$$

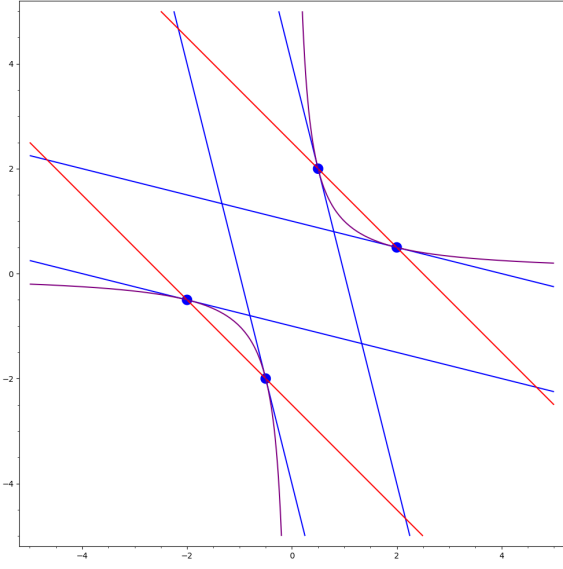


Figure 3: Reproducing a hyperbola

$$S_{i,\omega,\lambda} := \omega((1-\lambda)R_i + \lambda C_i^2) \quad (14)$$

Due to Lemma 1, $\exists \omega_1, \lambda_1 : S_{1,\omega_1,\lambda_1} \equiv Q$, similarly $\exists \omega_2, \lambda_2 : S_{2,\omega_2,\lambda_2} \equiv Q$
 Now, on one hand

$$\begin{aligned} S_{1,\omega_1,\lambda_1} C_2^2 + S_{2,\omega_2,\lambda_2} C_1^2 &= \\ &= \omega_1(1-\lambda_1)R_1 C_2^2 + \omega_1 \lambda_1 C_1^2 C_2^2 + \\ &\quad + \omega_2(1-\lambda_2)R_2 C_1^2 + \omega_2 \lambda_2 C_1^2 C_2^2 \end{aligned} \quad (15)$$

On the other hand

$$S_{1,\omega_1,\lambda_1} C_2^2 + S_{2,\omega_2,\lambda_2} C_1^2 = Q \cdot (C_1^2 + C_2^2) \quad (16)$$

This means that with

$$w_1 = \omega_1(1-\lambda_1) \quad (17)$$

$$w_2 = \omega_2(1-\lambda_2) \quad (18)$$

$$w_0 = \omega_1 \lambda_1 + \omega_2 \lambda_2; \quad (19)$$

$$I_{[w_1, w_2, w_0]} \equiv Q \cdot (C_1^2 + C_2^2), \quad (20)$$

so $I_{\mathbf{w}}^* \equiv Q \quad \square$

5. Examples

Four-tangent curves of course depend on the w_i weights, so for a tangent configuration, many different curves can be obtained.

In the figures, blue lines represent the tangent lines, red lines are the cutting lines and the resulting curve itself is shown in purple.

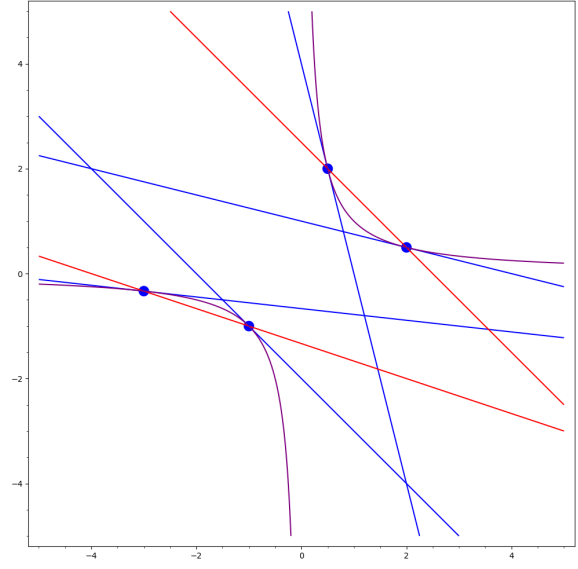


Figure 4: Reproducing a hyperbola with different tangents

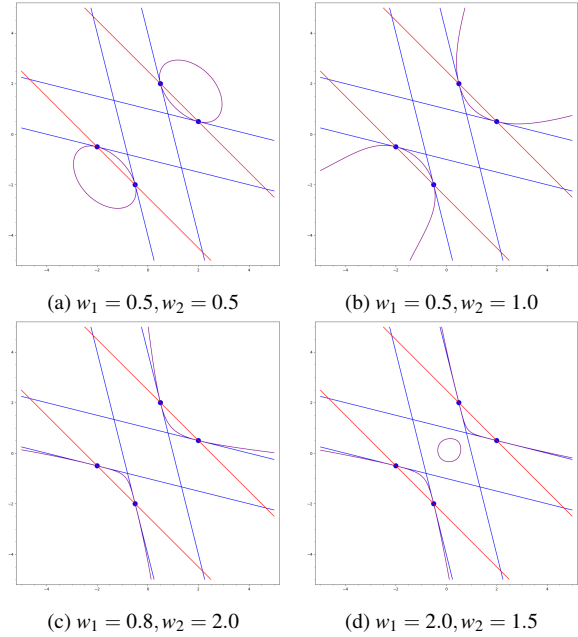


Figure 5: Different coefficients on the same data as Figure 3

In Figures 3 and 4 you can see the reproducibility of a hyperbola by choosing four points and four tangents of it, and setting in the first case $w_1 = w_2 = 4/9$, $w_0 = 32/81$. In the second example, the correct weights are $w_1 = 3/4$, $w_2 = 4/9$ and $w_0 = 985/1296$.

In Figure 5 it can be seen that changing the weights can greatly change the shape of the curve.

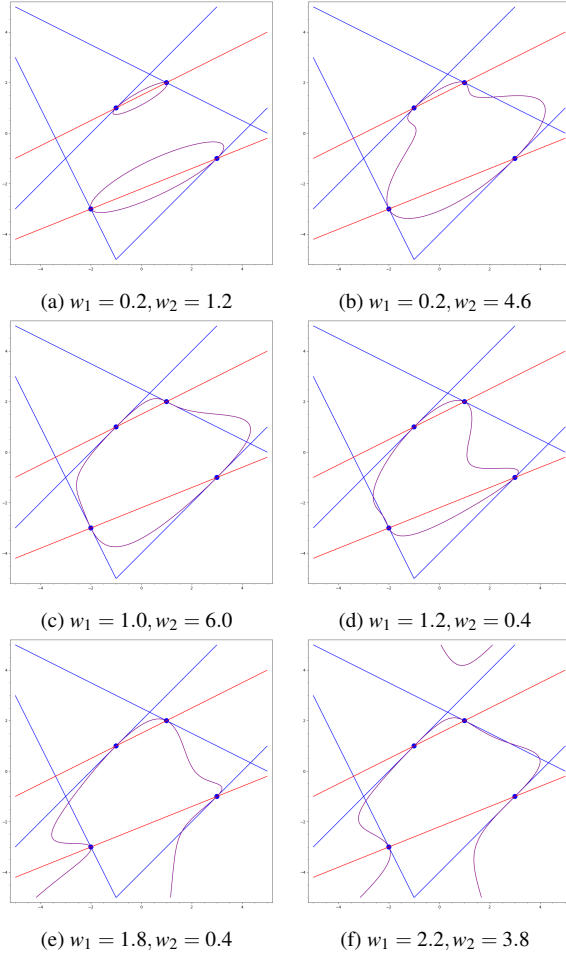


Figure 6: Different coefficients on a general example

In Figure 6 you can see an example with general tangent lines and six possible settings of the coefficients.

Acknowledgments

This work was supported by the Hungarian Scientific Research Fund (OTKA, No. 124727: Modeling general topology free-form surfaces in 3D). The author thanks Tamás Várady for consultations and valuable comments.

Appendix A: Equation system of constraints

According to Bajaj and Ihm⁵ a tangential constraint in 2D can be described with the following equations ((x, y) is the point to interpolate, (dx, dy) is the prescribed gradient).

$$f(x, y) = 0 \quad (21)$$

$$dx \cdot \partial_y f(x, y) - dy \cdot \partial_x f(x, y) = 0 \quad (22)$$

Now, apply this to the unknown quadratic curve $f(x, y) = a \cdot x^2 + b \cdot xy + c \cdot y^2 + d \cdot x + e \cdot y + f$, which should interpolate point (x_1, y_1) with gradient (m_1, n_1) , point (x_2, y_2) with gradient (m_2, n_2) and point (x_3, y_3) (with no specified gradient).

The partial derivatives are

$$\partial_x f(x, y) = 2a \cdot x + b \cdot y + d \quad (23)$$

$$\partial_y f(x, y) = 2c \cdot y + b \cdot x + e \quad (24)$$

Thus, the equation system will be

$$ax_1^2 + bx_1y_1 + cy_1^2 + dx_1 + ey_1 + f = 0 \quad (25)$$

$$ax_2^2 + bx_2y_2 + cy_2^2 + dx_2 + ey_2 + f = 0 \quad (26)$$

$$ax_3^2 + bx_3y_3 + cy_3^2 + dx_3 + ey_3 + f = 0 \quad (27)$$

$$m_1 \cdot (2cy_1 + bx_1 + e) - n_1 \cdot (2ax_1 + by_1 + d) = 0 \quad (28)$$

$$m_2 \cdot (2cy_2 + bx_2 + e) - n_2 \cdot (2ax_2 + by_2 + d) = 0 \quad (29)$$

These are 5 equations for (a, b, c, d, e, f) , so the solution space is indeed $6 - 5 = 1$ dimensional.

References

1. R. A. Liming. Conic lofting of streamline bodies. *Aircraft Engineering and Aerospace Technology*, 19(7):222–228, 1947.
2. J. Li, J. Hoschek, and E. Hartmann. G^{n-1} -functional splines for interpolation and approximation of curves, surfaces and solids. *Computer Aided Geometric Design*, 7(1-4):209–220, 1990.
3. T. Várady, P. Benkő, G. Kós, and A. Rockwood. Implicit surfaces revisited – I-patches. In *Geometric Modelling*, pages 323–335. Springer, 2001.
4. Á. Sipos, T. Várady, and P. Salvi. Approximating triangular meshes by implicit, multi-sided surfaces. *Computer-Aided Design and Applications*, 19(5):1015–1028, 2022.
5. C. L. Bajaj and I. Ihm. Algebraic surface design with Hermite interpolation. *ACM Transactions on Graphics (TOG)*, 11(1):61–91, 1992.