

# SCB-Dataset: A Dataset for Detecting Student Classroom Behavior

1<sup>st</sup> YANG FAN

Jinan University

Guangzhou, China

winstonyf@qq.com

**Abstract**—Using deep learning methods to detect the classroom behaviors of both students and teachers is an effective way to automatically analyze classroom performance and enhance teaching effectiveness. Then, there is still a scarcity of publicly available high-quality datasets on student-teacher behaviors. Based on the SCB-Dataset3 we proposed previously, we have introduced a larger, more comprehensive, and higher-quality dataset of student-teacher classroom behaviors, known as SCB-Dataset5. Our dataset comprises 7428 images and 106830 labels across 20 classes: hand-raising, read, write, bow head, turn head, talk, guide, board writing, stand, answer, stage interaction, discuss, clap, yawn, screen, blackboard, teacher, leaning on the desk, using the phone, using the computer. We evaluated the dataset using the YOLOv7 series of algorithms. We believe that SCB-Dataset5 can provide a solid foundation for future applications of artificial intelligence in education. Our SCB-Dataset5 can be downloaded at the following link: <https://github.com/Whiffe/SCB-dataset>

**Keywords:** deep learning, YOLO, student-teacher classroom behavior, SCB-Dataset5

## I. INTRODUCTION

In this study, we have iteratively optimized our previous work further to expand the SCB-Dataset [1]. Initially, we focused solely on the behavior of students raising their hands, but now we have expanded to include 20 classes: hand-raising, read, write, bow head, turn head, talk, guide, board writing, stand, answer, stage interaction, discuss, clap, yawn, screen, blackboard, teacher, leaning on the desk, using the phone, using the computer. This work further addressed the research gap in detecting student behaviors in classroom teaching scenarios.

Existing student classroom behavior detection algorithms can be roughly divided into three categories: video-action-recognition-based [2], pose-estimation-based [3] and object-detection-based [4]. Video-based student classroom behavior detection enables the recognition of continuous behavior, which requires labeling a large number of samples. For example, the AVA dataset [5] for SlowFast [6] detection is annotated with 1.58M. And, video behavior recognition detection is not yet mature, as in UCF101 [7] and Kinetics400 [8], some actions can sometimes be determined by the context or scene alone. Pose-estimation-based algorithms characterize human behavior by obtaining position and motion information of each



Fig. 1. An example from the SCB-dataset.

joint in the body, but they are not applicable for behavior detection in overcrowded classrooms. Considering the challenges at hand, object-detection-based algorithms present a promising solution. In fact, in recent years object-detection-based algorithms have made tremendous breakthroughs, such as YOLOv7 [9]. Therefore, we have employed an object-detection-based algorithm in this paper to analyze student behavior.

As for object detection, the two-stage and one-stage object detection frameworks [10] [11] have received more attention due to their impressive detection results on public datasets. However, the datasets from real classrooms are quite different from public ones and the classical methods perform poorly in real classrooms. One of the representative issues is large scale variations among different positions, such as students in the front row of the classroom (about  $40 \times 40$  pixels) and students in the back row (about  $200 \times 200$  pixels), which results in high scale variations of almost 25 times. To make matters worse, compared to the most popular object detection dataset MS COCO [12], the occlusion between students is very serious. Moreover, Behaviors vary greatly in different environments, among different people, and from different angles.

In this work, we explore the effectiveness of computer vision techniques in automatically analyzing student behavior patterns in the classroom. The dataset fills a gap in current research on detecting student behavior in classroom teaching scenarios.

We have conducted extensive data statistics and benchmark tests to ensure the dataset's quality, providing reliable training data.

Our main contributions are as follows:

The SCB-Dataset paper and dataset are still in progress. The paper currently published on arXiv is merely an interim draft. The data mentioned in the paper will be released step by step on GitHub.

1. We have updated the SCB-Dataset to its fifth version (SCB-Dataset5), increasing to 20 classes. This dataset contains a total of 7428 images with 106830 labels. It covers different scenarios from kindergarten to university.

2. We conducted extensive benchmark testing on the SCB-Dataset5, providing a solid foundation for future research.

3. We conducted in-depth multi-dimensional analysis and testing on the SCB-Dataset5, and successfully applied it to real classroom environments. Based on feedback from the school, we continue to iterate and optimize the SCB-Dataset5 to meet practical needs.

## II. RELATED WORKS

### A. Student classroom behavior dataset

In recent years, many researchers have adopted computer vision technology to automatically detect students' classroom behaviors, but the lack of open student behavior data set in the field of education has severely limited the application of video behavior detection in this field. Many researchers have also proposed many unpublished datasets.

**ActRec-Classroom** [13] comprises 5 classes: listening, fatigue, raising hand, leaning, and reading/writing with 5,126 images. The method involves first using Faster R-CNN to detect human bodies, followed by OpenPose to extract key points of skeletons, faces, and fingers. Lastly, a CNN-based classifier is developed for action recognition.

**A large-scale dataset for student behavior** [15], compiled from thirty schools, labels student behaviors using bounding boxes frame-by-frame and contains 70,000 hand-raising samples, 20,000 standing samples, and 3,000 sleeping samples. An enhanced Faster R-CNN model for student behavior analysis has been developed, which includes a scale-aware detection head, a feature fusion strategy, and the utilization of Online Hard Example Mining (OHEM) to improve detection performance while reducing computation overhead and addressing class imbalances in a real corpus dataset.

**BNU-LCSAD** [16] is a comprehensive dataset that can be employed for recognizing, detecting, and captioning students' behaviors in a classroom. The dataset includes 128 videos from different disciplines across 11 classrooms. For different tasks, the baseline models used include the two-stream network for recognition, ACAM [17] and MOC [18] for action detection, BSN [19] and DBG [20] for temporal detection, and RecNet [21] and HACA [22] for video captioning.

**Student Classroom Behavior Dataset** [23] is a collection that includes 400 students from 90 classroom videos in a primary school. The dataset comprises single-person images, totaling 10,000 images of students engaging in behaviors such as raising their hands, walking back and forth, writing on the blackboard, and looking up and down, as well as an additional 1,000 images capturing students bending down, standing, and lying on the table. To recognize these classroom behaviors, a proposed method employs a 10-layer deep convolutional neural network (CNN-10) that extracts key information from human skeleton data, effectively excluding irrelevant informa-

tion, and achieves higher recognition accuracy and generalization ability.

**Student behavior dataset** [24] is an intelligent classroom-based dataset that categorizes student behavior into seven classes. Challenging class surveillance videos were carefully selected and annotated to create this dataset. The proposed method within this context integrates relational features to analyze how actors interact with their surrounding context. It models human-to-human relationships using body parts and context, and then combines these relational features with appearance features to achieve accurate human-to-human interaction recognition.

**Student action dataset** [25] is a collection that comprises 3881 labeled images depicting a variety of student behaviors within a classroom setting, such as raising hands, paying attention, eating, being distracted, reading books, using phones, writing, feeling bored, and laughing. For the training and evaluation of these behaviors, the YOLOv5 object detection model is employed.

**A large-scale student behavior dataset** [26] contains five representative student behaviors highly correlated with student engagement, including raising hand, standing up, sleeping, yawning, and smiling, and tracks the change trends of these behaviors throughout the course. The proposed system, StuArt, is an innovative automated solution that enables instructors to closely monitor the learning progress of each student in the classroom. Additionally, StuArt includes user-friendly visualizations to facilitate instructors' understanding of individual and overall learning status.

**Classroom behavior dataset** [27] consists of genuine images sourced from publicly available education videos that span primary, middle, and university levels. Comprising 4432 images and 151574 annotations, this dataset captures 7 common student behaviors—writing, reading, listening, raising hand, turning around, standing, and discussing—as well as 1 typical teacher behavior, which is guiding. To enhance teaching quality and provide feedback through real-time analysis of student behavior in the classroom, the authors propose BiTNet, a real-time object detection network. BiTNet is designed to address challenges that current methods face, such as occlusion and the detection of small objects in images.

**Student Teacher Behavior Dataset (STBD-08)** [28] is a comprehensive collection that contains 4432 images with 151574 labeled anchors, covering eight typical classroom behaviors. To address challenges such as occlusions, pose variations, and inconsistent target scales, the authors propose an advanced single-stage object detector known as ConvNeXt Block Prediction Head Network (CBPH-Net). This network is designed to effectively handle the complexities associated with detecting and analyzing teacher behaviors in classroom settings.

**DBS Dataset** [29] is a student classroom behavior dataset created for the context of smart education, comprising nine classes: listening, raising hands, standing up, reading, writing, looking around, lying on the desk, discussing, and other behaviors, with a total of 6890 annotated images. The proposed



Fig. 2. Examples of images from various classes in the SCB dataset.

VWE-YOLOv8 algorithm enhances YOLOv8 with CSWin-Transformer for global feature extraction, LSKA for multi-scale recognition, SEAMHead for occlusion handling, and Slide Loss for sample imbalance, improving detection accuracy in classroom settings.

### B. Students classroom behavior detection

Mature object detection is used by more and more researchers in student behavior detection.

YAN Xing-ya [4] et al. proposed a classroom behavior recognition method that leverages deep learning. Specifically, they utilized the improved Yolov5 target detection algorithm to generate human detection proposals, and proposed the BetaPose lightweight pose recognition model, which is based on the Mobilenetv3 architecture, to enhance the accuracy of pose recognition in crowded scenarios.

ZHOU Ye [14] et al has proposed a method for detecting students' behaviors in class by utilizing the Faster R-CNN detection framework. To overcome the challenges of detecting a wide range of object scales and the imbalance of data categories, the approach incorporates the feature pyramid and prime sample attention mechanisms.

Chen H [30] et al(using SCB-Dataset [1]) the classroom is advanced by an Improved YOLOv8 model. This method combines Res2Net with YOLOv8's C2f module to form the C2f\_Res2block for multi-scale feature extraction. It also integrates EMA for scale-sensitive detection and MHSA for enhanced feature representation, resulting in improved accuracy over the original YOLOv8.

Csb-yolo(using SCB-Dataset [1]) [31] is a real-time algorithm for detecting classroom student behaviors. It uses BiFPN for feature fusion, an ERD Head for faster inference, and SCConv to maintain accuracy. The model is optimized with pruning and distillation for lightweight deployment on classroom devices.

## III. ANNOTATION WORK

Annotation work is the most time-consuming and labor-intensive part of SCB-Dataset5, accounting for nearly 90% of the total workload. Since 2021, we have gone through the entire process, from defining input-output expectations and behavior classifications to formulating annotation rules. However, due to numerous unreasonable and immature definitions in the early stages of dataset creation, almost a year and a half of time was wasted. By the first half of 2023, we redesigned the annotation process and introduced an extensible behavior annotation method, which allows us to flexibly expand on the existing foundation, no matter how many behaviors need to be added in the future.

### A. Improvements to Annotation Tools

To meet the practical needs of annotation work, we made multiple versions of optimizations and improvements to the annotation tool VIA. The details are as follows:

#### VIA Original Version

The link to the original version of VIA is as follows(as shown in Fig. 3 ): [https://whiffe.github.io/VIA/via\\_image\\_annotator.html](https://whiffe.github.io/VIA/via_image_annotator.html)

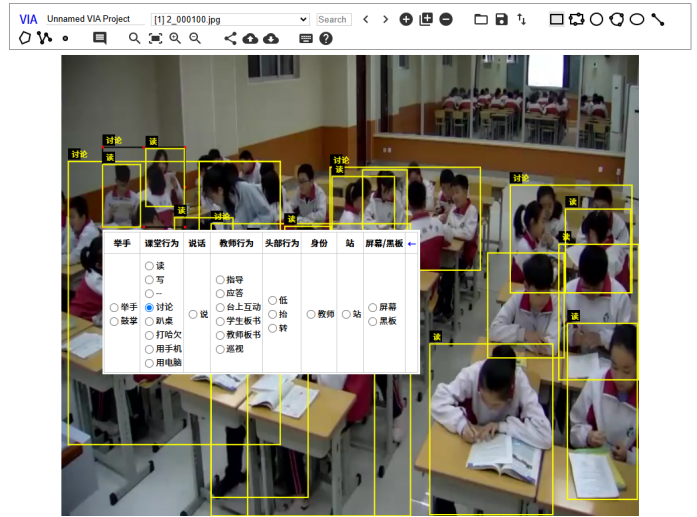


Fig. 3. Original Annotation Interface of VIA

#### Second Version

In this version, we optimized the label display position. As shown in Fig. 4. Labels are now displayed inside the annotation boxes instead of outside. This improvement was designed for classroom scenarios where many annotation boxes are located at the top of the image. Displaying labels inside the boxes makes it more convenient for inspection and verification. We have further optimized the function of switching the display of labels. In addition to using the mouse scroll wheel, we have added the keys "z" and "x" to switch the display of labels. This means that users can switch the display of labels either by using the mouse scroll wheel or by pressing the keys "z" and "x". This design allows users to easily switch labels even without a mouse, making the use more convenient. [https://whiffe.github.io/VIA/via\\_image\\_annotatorK.html](https://whiffe.github.io/VIA/via_image_annotatorK.html)

#### Third Version

The third version further optimized the selection of annotation boxes by introducing the mouse scroll switching feature. As shown in Fig. 5. In the original version of VIA, annotation boxes could only be selected by clicking with the mouse. If the annotation box was too small (typically caused by mislabeling), it became difficult to select. This version is particularly suitable for cleaning up small boxes created by mislabeling. Additionally, when scrolling the mouse, the selected annotation box changes color, helping users identify which boxes have been selected and which have not. This feature is especially useful for images containing a large number of targets. [https://whiffe.github.io/VIA/via\\_image\\_annotator2.html](https://whiffe.github.io/VIA/via_image_annotator2.html)

#### Fourth Version

In the fourth version, as shown in Fig. 6. We optimized the display of annotation content by showing it in half-page format, which significantly improves annotation efficiency.

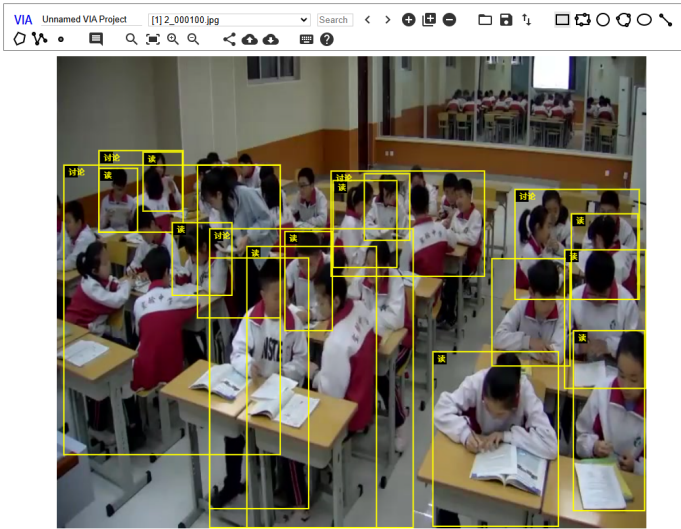


Fig. 4. VIA Second Version

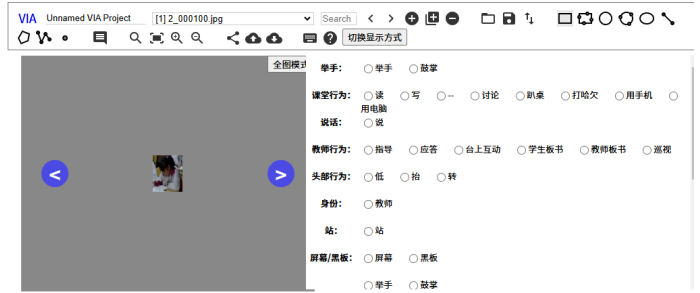


Fig. 6. VIA Fourth Version

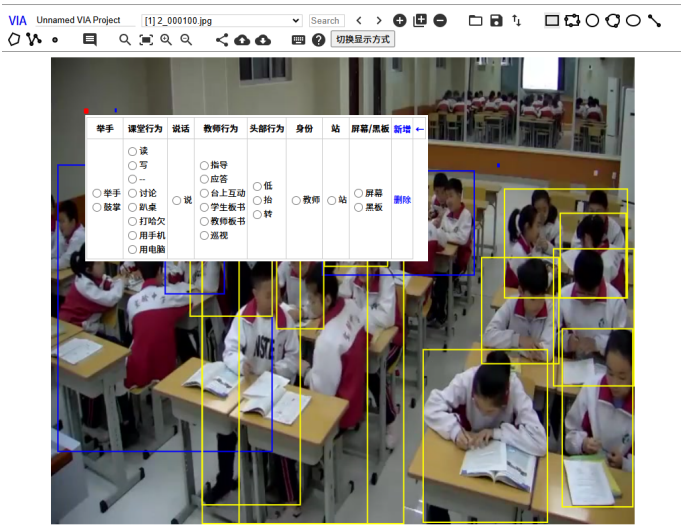


Fig. 5. VIA Third Version



Fig. 7. VIA Fifth Version

Additionally, we introduced two new modes: **Full Image Mode** and **Single Target Mode**.

- **Full Image Mode:** Displays all annotation boxes in the entire image.
- **Single Target Mode:** Displays each annotated target individually. This feature is particularly suitable for dense scenarios, allowing users to check whether each annotation box is accurately drawn and aiding in behavior classification verification and analysis.

[https://whiffe.github.io/VIA/via\\_image\\_annotator3.html](https://whiffe.github.io/VIA/via_image_annotator3.html)

### Fifth Version

Building on the previous version, the fifth version introduced the copy previous frame annotations feature. As shown in Fig. 7. This functionality is particularly useful for annotating consecutive frames with high similarity, significantly reducing repetitive operations, improving annotation efficiency, and

further lowering labor costs. [https://whiffe.github.io/VIA/via\\_image\\_annotator4.html](https://whiffe.github.io/VIA/via_image_annotator4.html)

### Final Checks with viaJson

After completing each annotation, we use the viaJson counting website to verify the annotation results. As shown in Fig. 8. This tool identifies any unclassified annotation boxes (i.e., boxes drawn but not categorized) and provides the coordinates of the annotation boxes. Additionally, it provides statistics on the number of detection boxes and annotated targets in the current file, helping us further ensure the completeness and accuracy of the annotations. [https://whiffe.github.io/VIA/via\\_cout\\_labels.html](https://whiffe.github.io/VIA/via_cout_labels.html)

### IV. SCB-DATASET5

Classroom teaching has always played a fundamental role in education. Understanding students' behavior is crucial for comprehending their learning process, personality, and psychological traits. In addition, it is an important factor in evaluating the quality of education. In our continuous practice and feedback, we have collected and annotated 20



Fig. 8. Annotation Review and Counting Website

types of student-teacher classroom behaviors (including 2 non-behavioral classes, blackboard and screen).

Our SCB-Dataset5 is divided into three major categories: student behavior, teacher behavior, and blackboard/screen, such as Table I

TABLE I  
CLASSIFICATION OF BEHAVIORS IN SCB-DATASET5

Student Behavior	Individual Behavior	hand-raising, answer, stage interaction, yawn, leaning on the desk, using the phone	talk stand
	Group Behavior	read, write, bow head, turn head, discuss, clap, using the computer	
Teacher Behavior	guide, board writing, teacher		
Blackboard-Screen	blackboard, screen		

In classroom settings, we believe that analyzing student behavior should be approached from two perspectives: group and individual.

Hand-raising is considered an individual behavior, where one or more students raise their hands to answer questions when the teacher asks. This behavior can reflect the teacher's questioning style, teacher-student interaction, and the level of classroom activity.

We categorize behaviors such as reading and writing as group behaviors because observing individual students' actions has limited significance. Instead, focusing on the general activities of students in the entire classroom is more important. The reading and writing behaviors of a single or a few students are not representative, while the majority of students being engaged in reading or writing can better reflect the current teaching state of the classroom.

Speaking and standing are behaviors that can belong to both teachers and students, so we classify them as shared behavior categories for teachers and students.

In addition to teacher and student behaviors, we have also included annotated data for blackboards and screens because, throughout the classroom, the content of the teacher's writing on the blackboard and the content of the slides on the screen are very important for understanding the course material.

Below is the specific description table for the 20 types of behaviors, as shown in Table II.

In reality, student and teacher's behavior is often multifaceted and abundant. To capture this complexity, we directly collected real classroom recordings from websites like bjhjy, 1s1k, and TikTok. Notably, we have also incorporated classroom data from China's ethnic minorities. By using real-world videos, we ensured that our dataset is representative of real classroom situations, providing a more realistic and accurate reflection of student and teacher's behavior.




Fig. 9. Challenges in the SCB-Dataset5 include pixel differences, dense environments, the coexistence of multiple classes, and similar behaviors.

Classrooms are densely populated environments, and the SCB-Dataset5 also poses many challenges. For example, as shown in Fig 9 I, there is a significant pixel difference between the images of students in the front row and those in the back row. As shown in Fig 9 II, a classroom may have more than 100 students present at the same time. As shown in Fig 9 III, the same student/teacher may exhibit a variety of behaviors, such as standing and talking, reading while raising their hand, and raising their hand while lying on the desk, which is referred to as multiple classes. As shown in Fig 9 IV, there is a high degree of similarity between behaviors, such as the similarity between placing a hand on the forehead and raising a hand, or the similarity between writing and reading.

The SCB-Dataset5 exhibits a rich diversity, as shown in Fig. 10 I, encompassing a variety of perspectives within

TABLE II  
SCB-DATASET5'S 20 CLASS DESCRIPTIONS

Class	Description
1 hand-raising	Students actively raise their hands in class to indicate they want to speak or ask a question.
2 read	Students read books, textbooks, or notes in class.
3 write	Students take notes or complete written assignments in class.
4 bow head	Students lower their heads to look at the desk or items in their hands, possibly being distracted or focused on personal activities.
5 turn head	Students turn their heads, possibly to look at classmates/teachers or events happening in the classroom.
6 talk	Students talk to others or answer questions in class.
7 guide	Teachers provide guidance or explanations to students in class.
8 board writing	Teachers/students write on the blackboard or draw.
9 stand	Students or teachers stand in class.
10 answer	Students respond to the teacher's questions or instructions.
11 stage interaction	Students interact with teachers or other students on the stage.
12 discuss	Students discuss classroom content with each other.
13 clap	Students applaud in class for a performance or achievement.
14 yawn	Students yawn in class, possibly indicating tiredness or disinterest.
15 screen	The electronic screen (such as a projector or computer screen) displays teaching content. Mainly used to capture the teacher's courseware during class.
16 blackboard	A traditional teaching aid, capturing key content from the teacher's lecture. Mainly used to capture the teacher's writing on the blackboard.
17 teacher	The teacher responsible for teaching and guidance in the classroom, used to distinguish between student behavior and teacher behavior, such as whether it is the teacher writing on the blackboard or a student, or whether it is currently the teacher lecturing or a student answering a question.
18 leaning on the desk	Students lean on their desks, possibly indicating tiredness or non-participation in classroom activities. Or it could be quiet rest before class.
19 using the phone	Students use their phones in class, possibly being distracted or engaging in activities unrelated to the class. More common in universities.
20 using the computer	Students use computers in class, more common in universities.



Fig. 10. The diversity of the SCB-Dataset5 includes varying shooting angles, class differences, different learning stages, and different ethnic groups.

classroom settings, including frontal, lateral, and back views. The same behavior can significantly differ when viewed from various angles, which increases the complexity of behavior detection. As demonstrated in Fig. 10 II, the dataset also includes a range of classroom environments and course types; for instance, computer courses are typically conducted in well-equipped computer labs, while English and other cultural courses are held in standard classrooms, and art courses might take place in orderly arranged rehearsal rooms. As presented in Fig. 10 III, the dataset covers students' growth stages from kindergarten through university, and as shown in Fig. 10 IV, it includes the diversity of different ethnic backgrounds. This comprehensive consideration across ages, cultures, and environments provides a more thorough and in-depth data foundation for research.

As shown in Table III, we have made the behavior data listed in the table publicly available and will continue to update and expand the data. Since multiple behaviors may coexist for students/teachers at the same time, but the current multi-class object detection performance is not ideal, we have grouped non-conflicting behaviors into the same category. Therefore, we have divided the SCB-Dataset5 into eight subsets: A, B, C, D, E, F, G, and H, as follows:

SCB5-A includes: hand-raising, reading, writing.

SCB5-B includes: screen, blackboard.

SCB5-C includes: discussing.

SCB5-D includes: guiding, answering, stage interaction, board writing.

SCB5-E includes: standing.

SCB5-F includes: teacher.

SCB5-G includes: bowing head, turning head.

SCB5-H includes: talking.

For each subset of the SCB-Dataset5, we randomly partition the dataset based on video frames to form training and validation sets with a ratio of approximately 4:1. Due to the varying number of frames in each video, the specific quantity ratio of the training and validation sets in Table 3 is roughly 4:1.

TABLE III  
CLASS QUANTITY STATISTICS FOR SCB-DATASET5

Dataset	Images	Annotation
SCB5-A	Total: 6864	Total: 47372
	Train: 5193	Train: 34524 hand-raising: 10538 read: 17539 write: 6447
	Val: 1671	Val: 12848 hand-raising: 2915 read: 6539 write: 3394
SCB5-B	Total: 2441	Total: 5560
	Train: 1855	Train: 4113 screen: 1566 blackboard: 2547
	Val: 586	Val: 1447 screen: 514 blackboard: 933
SCB5-C	Total: 864	Total: 5392
	Train: 605	Train: 3607 discuss: 3607
	Val: 259	Val: 1785 discuss: 1785
SCB5-D	Total: 5940	Total: 6186
	Train: 5155	Train: 5362 guide: 1286 answer: 2547 stage interaction: 516 board writing: 793
	Val: 785	Val: 824 guide: 146 answer: 475 stage interaction: 62 board writing: 141
SCB5-E	Total: 7602	Total: 12969
	Train: 5661	Train: 9670 stand: 9670
	Val: 1941	Val: 3299 stand: 3299
SCB5-F	Total: 7428	Total: 7727
	Train: 5752	Train: 6047 teacher: 6047
	Val: 1676	Val: 1680 teacher: 1680
SCB5-G	Total: 2410	Total: 16118
	Train: 1905	Train: 12365 bow-head: 4422 turn-head: 7943
	Val: 505	Val: 3753 bow-head: 540 turn-head: 3213
SCB5-H	Total: 4539	Total: 5506
	Train: 3513	Train: 4184 talk: 4184
	Val: 1026	Val: 1322 talk: 1322

## V. EXPERIMENT

### A. Experimental Environment and Dataset

We conducted our experiments on an NVIDIA GeForce RTX 2080 Ti GPU with 11 GB of video memory, running Ubuntu 20.04.2 as the operating system. The code was implemented in Python 3.8 and we used PyTorch version 1.8.1 with CUDA version 10.1 for model training.

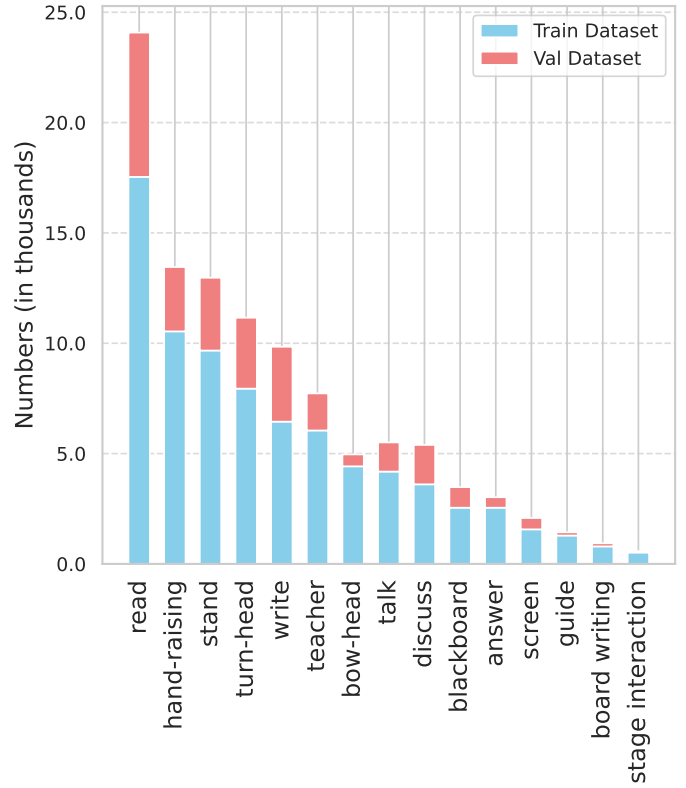


Fig. 11. SCB-Dataset5 Class Count Statistics

The dataset used in our experiments is SCB-dataset5, which we split into training, validation sets with a ratio of 4:1.

### B. Model Training

To train the model, set the epoch range from 30 to 50., batch size to 4, and image size to 640x640, and we use a pre-trained model for the training.

### C. Experimental Results and Analysis

For our training, we employed YOLOv7 network structures. Our experimental results are shown in Table IV. , with precision represented by "p", recall represented by "R", mAP@0.5 represented mean Average Precision at Intersection over Union threshold of 0.5, mAP@0.95 represented mean Average Precision at Intersection over Union threshold of 0.95. The data units in the table are "%". In Table IV, due to the unsatisfactory training results from the "bow head" and "turn head", we will not present the results.

## VI. CONCLUSION

In summary, this paper has made contributions to the field of student behavior detection in education. Through the development of the SCB-dataset and its evaluation using the YOLOv7 algorithm, we have addressed the gaps in student data sets within the field and provided fundamental data for future research. These contributions have the potential to enhance the accuracy and effectiveness of student behavior detection systems, ultimately benefiting both students and educators.



TABLE IV  
THE TRAINING RESULTS OF SCB-DATASET5 ON YOLOV7.

Dataset	class	P	R	mAP@0.5	mAP@.95
SCB5-A	all	71.1	70.9	74.0	56.8
	hand-raising	79.4	76.9	79.2	59.4
	read	65.5	68.2	70.5	52.9
	write	68.4	67.8	72.2	58.1
SCB5-B	all	94.5	97.3	98.7	91.9
	screen backboard	94.8 94.2	95.7 98.9	98.2 99.2	95.1 88.8
SCB5-C	all/discuss	67.5	72.5	74.7	39.3
SCB5-D	all	85.5	82.6	86.4	67.2
	guide	88.0	81.7	87.0	49.5
	answer	89.3	88.0	92.3	76.7
	stage interaction board writing	69.9 94.5	65.2 95.6	68.5 97.7	54.7 87.9
SCB5-E	all/stand	95.8	91.7	96.6	80.5
SCB5-F	all/teacher	96.2	94.4	97.7	82.7
SCB5-G	all	-	-	-	-
	bow-head turn-head	- -	- -	- -	- -
SCB5-H	all/talk	87.8	62.6	77.2	61.3

Despite expanding the scale of SCB-Dataset to make it more comprehensive, in real classroom settings, apart from behaviors with larger data volumes such as reading, writing, and hand-raising that perform well, the performance of other categories with smaller data volumes is not satisfactory.

We believe that our work will help to advance the application of artificial intelligence in education, enhance teaching effectiveness, and ultimately benefit students. Our SCB-dataset can be downloaded from the link provided in the abstract for further research and development.

## VII. ACKNOWLEDGEMENTS

For the development of this dataset, we would like to thank the following individuals, companies and universities for their support:

- ELEMENT TECH(成都元素科技有限公司) <https://www.elementtech.net/>)
- SICHUAN UNIVERSITY OF SCIENCE AND TECHNOLOGY, Wang Wengang(四川科技职业技术学院, 王文刚)
- Urban Vocational College Of Sichuan, Li Jianlong(四川城市职业学院 李健龙)
- Chengdu Neusoft University(成都东软学院)
- Sichuan Normal University(四川师范大学)
- Beijing Normal University(北京师范大学)

## REFERENCES

- [1] Yang F, Wang T, Wang X. Student Classroom Behavior Detection Based on YOLOv7+ BRA and Multi-model Fusion[C]//International Conference on Image and Graphics. Cham: Springer Nature Switzerland, 2023: 41-52.
- [2] HUANG Y, LIANG M, WANG X, et al. Multi-person classroom action recognition in classroom teaching videos based on deep spatiotemporal residual convolution neural network[J]. Journal of Computer Applications, 2022, 42(3): 736.
- [3] He X, Yang F, Chen Z, et al. The recognition of student classroom behavior based on human skeleton and deep learning[J]. Mod. Educ. Technol, 2020, 30(11): 105-112.
- [4] YAN Xing-ya, KUANG Ya-xi, BAI Guang-rui, LI Yue. Student classroom behavior recognition method based on deep learning[J]. Computer Engineering, doi: 10.19678/j.issn.1000-3428.0065369.
- [5] Gu C, Sun C, Ross D A, et al. Ava: A video dataset of spatio-temporally localized atomic visual actions[C]//Proceedings of the IEEE conference on computer vision and pattern recognition. 2018: 6047-6056.
- [6] Feichtenhofer C, Fan H, Malik J, et al. Slowfast networks for video recognition[C]//Proceedings of the IEEE/CVF international conference on computer vision. 2019: 6202-6211.
- [7] Soomro K, Zamir A R, Shah M. UCF101: A dataset of 101 human actions classes from videos in the wild[J]. arXiv preprint arXiv:1212.0402, 2012.
- [8] Carreira J, Zisserman A. Quo vadis, action recognition? a new model and the kinetics dataset[C]//proceedings of the IEEE Conference on Computer Vision and Pattern Recognition. 2017: 6299-6308.
- [9] Wang C Y, Bochkovskiy A, Liao H Y M. YOLOv7: Trainable bag-of-freebies sets new state-of-the-art for real-time object detectors[J]. arXiv preprint arXiv:2207.02696, 2022.
- [10] Ren S, He K, Girshick R, et al. Faster r-cnn: Towards real-time object detection with region proposal networks[J]. Advances in neural information processing systems, 2015, 28.
- [11] Redmon J, Farhadi A. Yolov3: An incremental improvement[J]. arXiv preprint arXiv:1804.02767, 2018.
- [12] Lin T Y, Maire M, Belongie S, et al. Microsoft coco: Common objects in context[C]//Computer Vision—ECCV 2014: 13th European Conference, Zurich, Switzerland, September 6-12, 2014, Proceedings, Part V 13. Springer International Publishing, 2014: 740-755.
- [13] Fu R, Wu T, Luo Z, et al. Learning behavior analysis in classroom based on deep learning[C]//2019 Tenth International Conference on Intelligent Control and Information Processing (ICICIP). IEEE, 2019: 206-212.
- [14] ZHOU Ye. Research on Classroom Behaviors Detection of Primary School Students Based on Faster R-CNN [D]. Sichuan Normal University, 2021. DOI: 10.27347/d.cnki.gssdu.2021.000962.
- [15] Zheng R, Jiang F, Shen R. Intelligent student behavior analysis system for real classrooms[C]//ICASSP 2020-2020 IEEE International Conference on Acoustics, Speech and Signal Processing (ICASSP). IEEE, 2020: 9244-9248.
- [16] Sun B, Wu Y, Zhao K, et al. Student Class Behavior Dataset: a video dataset for recognizing, detecting, and captioning students' behaviors in classroom scenes[J]. Neural Computing and Applications, 2021, 33: 8335-8354.
- [17] Ulutan O, Rallapalli S, Srivatsa M, et al. Actor conditioned attention maps for video action detection[C]//Proceedings of the IEEE/CVF Winter Conference on Applications of Computer Vision. 2020: 527-536.
- [18] Li Y, Wang Z, Wang L, et al. Actions as moving points[C]//Computer Vision—ECCV 2020: 16th European Conference, Glasgow, UK, August 23–28, 2020, Proceedings, Part XVI 16. Springer International Publishing, 2020: 68-84.
- [19] Lin T, Zhao X, Su H, et al. Bsn: Boundary sensitive network for temporal action proposal generation[C]//Proceedings of the European conference on computer vision (ECCV). 2018: 3-19.
- [20] Lin C, Li J, Wang Y, et al. Fast learning of temporal action proposal via dense boundary generator[C]//Proceedings of the AAAI conference on artificial intelligence. 2020, 34(07): 11499-11506.
- [21] Wang B, Ma L, Zhang W, et al. Reconstruction network for video captioning[C]//Proceedings of the IEEE conference on computer vision and pattern recognition. 2018: 7622-7631.
- [22] Wang X, Wang Y F, Wang W Y. Watch, listen, and describe: Globally and locally aligned cross-modal attentions for video captioning[J]. arXiv preprint arXiv:1804.05448, 2018.
- [23] Zhou J, Ran F, Li G, et al. Classroom Learning Status Assessment Based on Deep Learning[J]. Mathematical Problems in Engineering, 2022, 2022: 1-9.
- [24] Li Y, Qi X, Saudagar A K J, et al. Student behavior recognition for interaction detection in the classroom environment[J]. Image and Vision Computing, 2023: 104726.
- [25] Trabelsi Z, Alnajjar F, Parambil M M A, et al. Real-Time Attention Monitoring System for Classroom: A Deep Learning Approach for Student's Behavior Recognition[J]. Big Data and Cognitive Computing, 2023, 7(1): 48.
- [26] Zhou H, Jiang F, Si J, et al. Stuart: Individualized Classroom Observation of Students with Automatic Behavior Recognition And Track-

- ing[C]//ICASSP 2023-2023 IEEE International Conference on Acoustics, Speech and Signal Processing (ICASSP). IEEE, 2023: 1-5.
- [27] Zhao J, Zhu H, Niu L. BiTNet: A lightweight object detection network for real-time classroom behavior recognition with transformer and bi-directional pyramid network[J]. Journal of King Saud University-Computer and Information Sciences, 2023, 35(8): 101670.
- [28] Zhao J, Zhu H. CBPH-Net: A Small Object Detector for Behavior Recognition in Classroom Scenarios[J]. IEEE Transactions on Instrumentation and Measurement, 2023.
- [29] Zeng, Y., Liu, B., Zhong, B., & Others. (2024). An Improved YOLOv8 Algorithm for Student Behavior Detection in Classrooms within the Context of Smart Education. Computer Engineering, 50(9), 344-355. <https://doi.org/10.19678/j.issn.1000-3428.0069597>
- [30] Chen H, Zhou G, Jiang H. Student behavior detection in the classroom based on improved YOLOv8[J]. Sensors, 2023, 23(20): 8385.
- [31] Zhu W, Yang Z. Csb-yolo: a rapid and efficient real-time algorithm for classroom student behavior detection[J]. Journal of Real-Time Image Processing, 2024, 21(4): 140.