

Strong Baselines for Parameter Efficient Few-Shot Fine-tuning

Samyadeep Basu¹, Daniela Massiceti², Shell Xu Hu³, Soheil Feizi¹

¹University of Maryland, ²Microsoft Research, Cambridge, ³Samsung AI, Cambridge

Correspondence to sbasu12@umd.edu

Abstract

Few-shot classification (FSC) entails learning novel classes given only a few examples per class after a pre-training (or meta-training) phase on a set of base classes. Recent works have shown that simply fine-tuning a pre-trained Vision Transformer (ViT) on new test classes is a strong approach for FSC. Fine-tuning ViTs, however, is expensive in time, compute and storage. This has motivated the design of parameter efficient fine-tuning (PEFT) methods which fine-tune only a fraction of the Transformer’s parameters. While these methods have shown promise, inconsistencies in experimental conditions make it difficult to disentangle their advantage from other experimental factors including the feature extractor architecture, pre-trained initialization and fine-tuning algorithm, amongst others. In our paper, we conduct a large-scale, experimentally consistent, empirical analysis to study PEFTs for few-shot image classification. Through a battery of over 1.8k controlled experiments on large-scale few-shot benchmarks including META-DATASET (MD) and ORBIT, we uncover novel insights on PEFTs that cast light on their efficacy in fine-tuning ViTs for few-shot classification. Through our controlled empirical study, we have two main findings: (i) Fine-tuning just the LayerNorm parameters (which we call LN-TUNE) during few-shot adaptation is an extremely strong baseline across ViTs pre-trained with both self-supervised and supervised objectives, (ii) For self-supervised ViTs, we find that simply learning a set of scaling parameters for each attention matrix (which we call ATTNSCALE) along with a domain-residual adapter (DRA) module leads to state-of-the-art performance (while being $\sim 9\times$ more parameter-efficient) on MD. Our extensive empirical findings set strong baselines and call for rethinking the current design of PEFT methods for FSC.

1. Introduction

Few-shot classification (FSC) involves learning a new classification task given only a few labelled training examples from each of the novel classes. It has a large num-

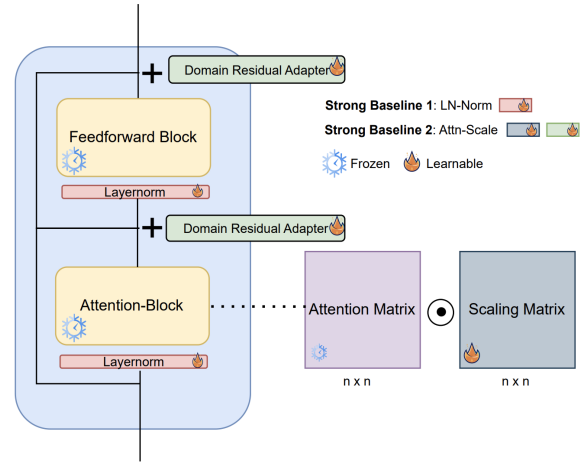


Figure 1. We introduce two *strong* PEFT baselines for few-shot image classification: (i) LN-TUNE which fine-tunes only the LayerNorm parameters of the ViT; (ii) ATTNSCALE which fine-tunes a scaling parameter for the attention matrices along with a domain residual adapter. These approaches outperform full fine-tuning and all other existing PEFT methods on MD and show competitive performance on ORBIT.

ber of mainstream applications such as drug-discovery [23], robotics [20] and personalized object recognition [17] among others. Usually, a given few-shot classification task consists of a few-labelled examples from the new classes (support set) and a testing set of unlabeled held-out examples of those classes (query set).

Recent works [11, 15, 28] have shown that fine-tuning a large pre-trained Vision Transformer (ViT) on the support set of new test tasks achieves state-of-the-art performance on large-scale few-shot classification benchmarks such as META-DATASET (MD). Because of their high number of parameters, however, fine-tuning ViTs is extremely expensive in terms of storage, compute, and time. This limits the ability to learn new downstream tasks in real-world applications where resources are constrained (e.g., personalization on edge or mobile devices) since (i) storing the task’s fine-tuned parameters on the edge may be unfeasible, especially for a large number of downstream tasks and (ii) fine-tuning on each new task takes prohibitively long.

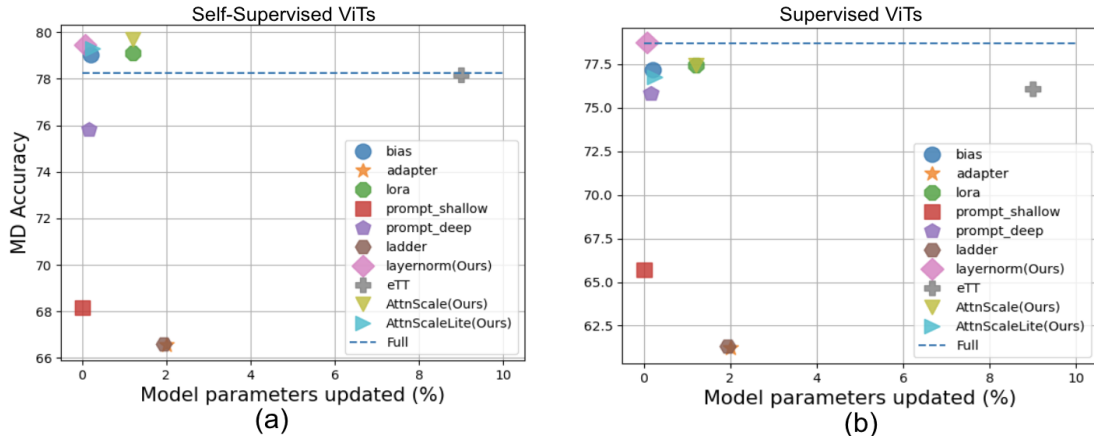


Figure 2. **ATTNSCALE leads to SoTA performance on MD with self-supervised ViTs and LN-TUNE leads to SoTA performance for supervised ViTs.** Pareto-Plot comparing the average MD accuracy with the model parameters updated during few-shot adaptation: (a) Averaged across self-supervised ViT-S/16 and ViT-B/16 (DINO); (b) Averaged across supervised ViT-S/16(DeiT), ViT-B/16(DeiT) and ViT-B/16(ImageNet-21k). We find that the recently proposed eTT [28] does not generalize well to supervised objectives and two simple but *strong* baselines LN-TUNE and ATTNSCALE outperform existing PEFT methods. Averaged across all domains in MD except ImageNet.

As a result, much recent progress has been made in designing light-weight, fast and parameter-efficient fine-tuning (PEFT) methods [28, 12]. These reduce the computational requirements to adapt a ViT to a new test task by fine-tuning only a fraction of the ViT’s total parameters. However, inconsistencies in experimental setups make it difficult to disentangle the benefit of PEFT methods from other experimental factors, including pre-training initialization, feature extractor architecture, fine-tuning algorithm, downstream dataset and other hyperparameters. Prompt-tuning [12], for example, is the state-of-the-art PEFT method on the transfer learning benchmark VTAB [30], while eTT [28] performs strongly on few-shot classification in MD. Both, however, use distinct feature extractors, pre-training initializations, fine-tuning algorithms, and hyperparameters, thus limiting our understanding of the generalizability of these PEFT methods across different setups.

To address this, we perform a large-scale empirical analysis of top-performing PEFT methods on two large-scale few-shot image classification benchmarks, META-DATASET [26] and ORBIT [17]. Our experimentation involves $\sim 1.8k$ fine-tuning experiments which quantify the performance of PEFT methods under experimentally controlled settings including ViT architectures, pre-training objectives, and fine-tuning algorithms. This enables us to compare PEFT methods in a fair and consistent way and also draw out novel insights on the interaction between these different components in the fine-tuning pipeline.

Our main finding is that the embarrassingly simple approach of fine-tuning just a ViT’s LayerNorm parameters (only 0.08% of total parameters) on a new test task leads to better performance than with full model fine-tuning and other PEFT methods on MD and ORBIT. We call this baseline LN-TUNE. We also find that the recently proposed eTT [28], primarily designed for self-supervised ViTs, lags

behind some of the PEFT methods which we evaluate in our empirical study. In lieu of this, we propose a new strong baseline called ATTNSCALE which leads to improved few-shot performance over eTT and other PEFT methods for self-supervised ViTs. In particular, ATTNSCALE learns only a scaling parameter for each entry in the attention matrices along with a domain-residual module during few-shot adaptation, making it $\sim 9x$ more parameter-efficient than eTT. Importantly, ATTNSCALE is extremely simple to implement, requires less than 6 lines of code, and can be easily integrated with *any* ViT architecture.

These approaches establish two new, strong PEFT baselines for few-shot classification, however our empirical study also reveals several interesting insights: (i) None of the carefully designed existing PEFT methods show consistent performance rankings across different pre-training methods (Section 6.1). (ii) We find that for different degrees of domain shifts, distinct PEFT methods are preferred highlighting that the need for surgically designing PEFT methods for different domain shifts (Section 6.3). (iii) Dropping PEFT methods from earlier layers in the ViT for large domain shifts (e.g. Omniglot, Quickdraw, Traffic-Sign) is detrimental to few-shot performance (Section 6.4). In summary, our contributions are as follows:

- A large-scale, experimentally consistent, empirical analysis of a wide-range of PEFT methods for few-shot classification on 2 challenging large-scale benchmarks, META-DATASET and ORBIT.
- An embarrassingly simple PEFT baseline, LN-TUNE, which fine-tunes less than 0.08% of a ViT’s parameters outperforming all existing PEFT methods on MD amongst supervised ViTs.
- An easy-to-implement method, ATTNSCALE, which sets a new state-of-the-art on MD amongst self-supervised ViTs while fine-tuning $< 1.2\%$ of the ViT’s

parameters.

Our findings highlight that there is no one-size-fits-all PEFT method and simple parameter-efficient fine-tuning baselines should not be overlooked.

2. Related Works

ViTs in few-shot classification. CNNs have primarily been used as the feature extractor backbone in few-shot classification methods [6, 22, 4, 8, 27], however, recently ViTs have replaced them as the state-of-the-art [11] in challenging few-shot classification benchmarks like META-DATASET. In these methods, the ViT is typically pre-trained with a self-supervised (or meta-learning) objective on a large dataset and then fine-tuned on new test tasks. While some works [5, 7] have explored pre-training techniques to make ViTs specifically suited to downstream few-shot classification, fine-tuning a ViT at test time remains expensive. Our work therefore aims to shed light on parameter-efficient fine-tuning methods for few-shot classification.

PEFT methods for few-shot classification. Parameter efficient fine-tuning methods have been extensively studied in Transformers for NLP tasks with adapters [9], LoRA [10], prefix-tuning [16] and prompt-tuning [14] serving as strong alternatives to fine-tuning all the Transformer’s parameters. PEFTs have also been explored in Vision Transformers for computer vision tasks, with methods like visual prompt tuning [12] for transfer learning which work by tuning prefixes attached to the input and eTT [28] which tune prefixes attached to key and value matrices in the self-attention layers. [28] show that eTT results in performance close to full model tuning for ViTs pre-trained using DINO using only 9% of the total model parameters on the large-scale META-DATASET.

3. Few-Shot Classification Preliminaries

In few-shot classification, the goal is to adapt a classifier to a new task at test time using a small number of training examples of each new class. In fine-tuning-based approaches, this adaptation process is done by fine-tuning the model on the training examples, before then evaluating it on a held-out set of test examples.

Formally, given a pre-trained feature extractor f_θ , a few-shot task is sampled from a test dataset \mathcal{D} . The task is composed of a support set \mathcal{S} (of training examples) and a query set \mathcal{Q} (of held-out test examples). Generally, N unique classes are first sampled from the underlying dataset \mathcal{D} . For each class $j \in [1, N]$, k_s^j examples are sampled for the support set \mathcal{S} and k_q^j examples are sampled for the query set \mathcal{Q} . If $k_s^j = k$ is fixed for $\forall j \in [1, N]$ classes, then the task is known as a N -way, k -shot task. When given a new test task, the objective is to fine-tune the underlying feature extractor f_θ or the parameter-efficient module p_ϕ on the task’s support set \mathcal{S} using a fine-tuning algorithm \mathcal{F} . In

parameter-efficient fine-tuning approaches, f_θ is frozen and only the parameters in p_ϕ are fine-tuned. More specifically, we can formalize the fine-tuning procedure as follows:

$$\phi^* = \min_{\phi} \ell(f_\theta, p_\phi, \mathcal{F}(\mathcal{S})) \quad (1)$$

Inference on the query examples is done depending on the fine-tuning algorithm \mathcal{F} (see Section 4) for details). We follow the variable-way, variable way sampling protocol from [26] where k_s^j , k_q^j and N vary for each sampled few-shot task. This setting generates class-imbalanced few-shot tasks which make it challenging as the model needs to handle tasks of varying sizes.

4. Large-Scale Empirical Study Design

PEFT methods have been widely used to make few-shot adaptation more computationally efficient [12, 28, 21], however, inconsistencies in experimental setups make it difficult to disentangle the gain from PEFT methods versus other experimental factors. To address this, we conduct a wide-scale experimentally controlled study of over $1.8k$ experiments. We control for the pre-trained model (including pre-training objective and architecture), PEFT module type, position of the PEFT module, fine-tuning algorithm, learning hyperparameters and downstream dataset. Below we provide details of each of these components:

Pre-trained models. For pre-training objectives we consider the self-supervised objective DINO [3] and the supervised objective DeiT [25]. For architectures, we consider ViT-S/16 and ViT-B/16 [25]. These architectures are pre-trained using the given objectives on ImageNet-1k. In addition, we also consider ViT-B/16, which is pre-trained on the large-scale ImageNet-21k. These objectives and architectures were chosen as they lead in downstream few-shot performance [11] on MD. More details on pre-training are included in the Appendix.

PEFT methods. We consider the following 7 existing methods for parameter-efficient fine-tuning: adapters [9], LoRA [10], shallow prompt-tuning and deep prompt-tuning [12], eTT [28], ladder tuning [24], and bias tuning [29]. We also compare to full model fine-tuning [11] and our 2 strong baselines: fine-tuning only the ViT’s LayerNorm parameters (LN-TUNE), and learning a simple scaling factor for the elements in the attention matrices (ATTNSCALE) (see Section 5.2). Of the existing methods, adapters and LoRA have been extensively used for fine-tuning Transformers in few-shot NLP tasks. Ladder tuning is a more recent memory-efficient as well as parameter-efficient fine-tuning method for language models like T5 [19]. Ladder is tuning is memory-efficient as it avoids back-propagation through the entire feature-extractor backbone. Shallow and deep prompt tuning are adaptations of [14] for transfer learning in vision. eTT [28]

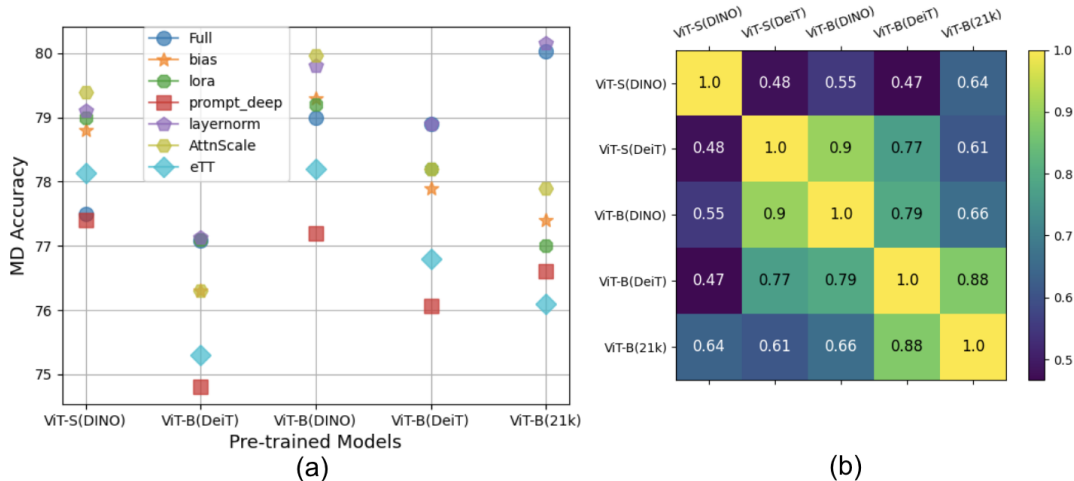


Figure 3. **PEFT methods (except our LN-TUNE strong baseline) lack consistency across different pre-training paradigms.** (a) The ranks of the 7 top-performing PEFT methods on META-DATASET change across different pre-training paradigms when measured under controlled settings; (b) The Spearman correlations between the different pre-trained models with respect to the performance rank of all 10 PEFT methods are not consistently high. Evaluation across all domains in MD except ImageNet.

fine-tunes only the prefixes attached to the key and value matrices in a ViT’s self-attention layers. eTT is also the only method to have been tested on the large-scale META-DATASET benchmark. Note, we omit the prototype regularization used in eTT to ensure fair comparison to other PEFT methods where prototype regularization is not used. We provide further information for each of these methods in the Appendix.

Position of PEFT methods. We consider two configurations in which the PEFTs are inserted in the ViT: (i) We insert PEFTs in each of the layers, including the final; (ii) We insert PEFT in the final layer and in one of the layers between the first and the final layer, leading to two layers in total. For (ii) each fine-tuning experiment is repeated 12 times (see Section 6.4 for analyses).

Fine-tuning algorithms . We consider 3 fine-tuning algorithms given a new test task: (i) LINEAR: We attach a linear classification layer after the final layer of the ViT and fine-tune both the PEFT’s and this layer’s parameters using a cross-entropy loss. (ii) PROTOAUG: Following the state-of-the-art fine-tuning approach in [11], we use the examples from the task’s support set to initialize class prototypes, similar to ProtoNets [22], and then use a query set to fine-tune the ViT. where the query set is an augmented version of the support set. In particular, we apply color-jitter and translation augmentations on the support set to generate the query set. (iii) PROTONCC: Following [15, 28], we do not apply augmentations to generate the query set and instead treat the query set as a copy of the support set, and fine-tune the ViT in a similar way to PROTOAUG. For (ii) and (iii), inference on the query set is performed using a ProtoNets classifier [22], while for (i), the linear classifier is used.

Hyperparameters. We standardize the hyperparameters across our entire experimental setup. Following [11], we choose a learning rate from $\{0.0001, 0.001, 0.01, 0.1\}$

and select the rate that gives the best performance on the validation set. The validation set is a fixed set of 5 few-shot tasks sampled from the downstream dataset to which the ViT is being adapted. For each few-shot task, we fine-tune for 40 steps with the Adam optimizer [13] using the selected learning rate.

Downstream datasets. We run all our experiments on two challenging large-scale few-shot classification benchmarks (i) META-DATASET [26] and (ii) ORBIT [17]. META-DATASET consists of 10 different sub-datasets, and is currently the most widely used few-shot classification benchmark. Note, we remove the ilsvrc_2012 sub-dataset from META-DATASET as our ViT models have been pre-trained on ImageNet. ORBIT is a few-shot classification benchmark containing noisy, real-world videos of everyday objects across 17 test users. In accordance with [26], we sample 600 few-shot tasks per sub-dataset in META-DATASET while for ORBIT, we sample 50 tasks per user. In total, each experimental analysis is performed on 6250 few-shot tasks.

GPU compute. Given the large memory requirements to fine-tune ViTs especially for tasks sampled from MD (due to large support set sizes), we use an A6000 GPU (with 48GB memory) for ViT-B/16 and an A5000 GPU (with 24GB memory) for ViT-S/16.

5. Embarrassingly Simple Strong Baselines for Few-Shot Fine-tuning

Our standardised large-scale empirical study led us to discover two embarrassingly simple but strong baselines for parameter-efficient few-shot fine-tuning: LN-TUNE and ATTNSCALE. Both of these methods perform better than full model fine-tuning and all other existing PEFT methods on MD at a fraction of the computational cost. Below we describe each of these strong baselines:

5.1. LN-TUNE

LN-TUNE works by fine-tuning *only* the ViT’s LayerNorm parameters on a task’s support set. Formally, for a given ViT with L layers, the i^{th} layer has two LayerNorm blocks – one before its attention block and one before its MLP block. Given an input vector $a \in \mathbb{R}^d$ from the previous layer or block, the operation of the first block can be defined as $\text{LayerNorm}_1^i(a) = \gamma_1^i \odot (a - \mu) / \sigma + \beta_1^i$, and the operation of the second block as $\text{LayerNorm}_2^i(a) = \gamma_2^i \odot (a - \mu) / \sigma + \beta_2^i$. Here $\{\gamma_1^i, \beta_1^i, \gamma_2^i, \beta_2^i\} \in \mathbb{R}^d$ are the only learnable parameters for the i^{th} layer. For a given task, these parameters across all L layers are fine-tuned using the task’s support set \mathcal{S} . As a result, LN-TUNE is extremely light-weight when compared to the other PEFT methods. For e.g., a ViT-S/16 has only $\sim 18.6k$ LayerNorm parameters, while a ViT-B/16 has only $\sim 37k$. Since ViT-S/16 and ViT-B/16 have $\sim 22\text{M}$ and $\sim 76\text{M}$ parameters, respectively, this accounts for less than 0.08% of the total parameters.

5.2. ATTNSCALE

As a second strong baseline, we introduce ATTNSCALE, a modification to the recently proposed eTT [28]. Here, we replace the attentive prefix tuning part in eTT with a learnable scaling parameter on each element in the attention matrices, which we tune along with eTT’s DRA module, reducing the number of learnable parameters by $\sim 9\times$. Given a ViT with L layers, n_h attention heads and n tokens, the weight matrices in the i^{th} layer’s attention block for the j^{th} head are defined as $W_q^{ij} \in \mathbb{R}^{d \times d_e}$, $W_k^{ij} \in \mathbb{R}^{d \times d_e}$ and $W_v^{ij} \in \mathbb{R}^{d \times d_e}$. Here d is the dimension of the token embeddings and d_e is the dimension of the tokens after the weight matrix projection. $Q^{ij} \in \mathbb{R}^{n \times d}$, $K^{ij} \in \mathbb{R}^{n \times d}$, $V^{ij} \in \mathbb{R}^{n \times d}$ are defined as the query, key and value tokens, respectively. The attention matrix in the i^{th} layer for the j^{th} head can be defined as:

$$A^{ij} = \text{softmax}((Q^{ij} W_q^{ij})(K^{ij} W_k^{ij})^T / \sqrt{d_e}) \quad (2)$$

where $A^{ij} \in \mathbb{R}^{n \times n}$. ATTNSCALE applies a point-wise scaling factor to each element in the attention matrix before the softmax operation. These scaling factors are learned during fine-tuning on the task’s support set \mathcal{S} . In particular, we define a learnable scaling tensor $A_\alpha \in \mathbb{R}^{n \times n \times L \times n_h}$. A_α can be reshaped as $\{A_\alpha^i\}_{i=1}^L$ where $A_\alpha^i \in \mathbb{R}^{n \times n \times n_h}$ is the scaling tensor for each i^{th} layer. For each attention head $j \in [1, n_h]$, the scaling matrix is defined as $A_\alpha^{ij} \in \mathbb{R}^{n \times n}$.

$$A^{ij} = \text{softmax}(A_\alpha^{ij} \odot (Q^{ij} W_q^{ij})(K^{ij} W_k^{ij})^T / \sqrt{d_e}) \quad (3)$$

During few-shot adaptation, only A_α^{ij} is learned along with the parameters in the DRA module from eTT. Note, $\{W_q^{ij}, W_k^{ij}, W_v^{ij}\}$ are kept frozen for each i^{th} layer and j^{th} attention head. In principle, the scaling factor A_α replaces

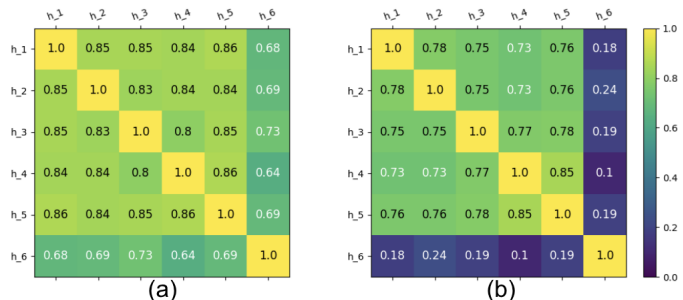


Figure 4. **Different attention heads encode similar attention maps in self-supervised ViTs** – (a) ViT-S/16(DINO); (b) ViT-S/16(DeiT). We compute the Pearson correlation between the attention scores of different heads: $h_{i,j}$, $\forall i \in [1, n_h]$. Self-supervised ViTs encode attention across different heads more similarly than supervised ViTs. Correlation is averaged across examples from 100 tasks from each of the 10 domains in MD.

the attentive-prefix tuning (APT) module in eTT. This APT module uses $\sim 9\%$ model parameters, whereas ATTNSCALE uses only $\sim 1.2\%$ but still gives improved MD performance.

We also propose a light-weight extension of ATTNSCALE, called ATTNSCALELITE, which learns the same scaling parameters across *all* n_h attention heads in a given layer, rather than different ones for each head. This is motivated by an observation that all n_h attention heads in a layer have similar attention maps. We show this in Fig 4 where we plot the pairwise Pearson correlation [1] between the attention values of different heads. Here, for self-supervised ViTs, we see strong correlation values between different heads in a given layer indicating that different heads encode similar kinds of attention maps. This is similar for supervised ViTs, however, the correlation values are slightly lower. Formally, for ATTNSCALELITE, we define the scaling parameter for the i^{th} layer as $A_\alpha^i \in \mathbb{R}^{n \times n}$ and $A_\alpha^{ij} = A_\alpha^i$, $\forall j \in [1, n_h]$. ATTNSCALELITE requires only 0.25% of the total parameters for ViT-S/16 and only 0.09% for ViT-B/16 which makes it an extremely light-weight module. In Section 6, we provide fine-grained results on the efficacy of both ATTNSCALE and ATTNSCALELITE for downstream few-shot adaptation. We also provide a PyTorch-like implementation of ATTNSCALE and ATTNSCALELITE in the Appendix.

6. Empirical Results on META-DATASET

We use our wide-scale empirical study to derive novel insights on PEFT methods for few-shot classification. In particular, we use our results on MD to answer the following key questions: ① Do PEFT methods rank similarly across different pre-training architectures and learning objectives? ② How does the fine-tuning algorithm influence the performance of a PEFT method? ③ Is the optimal PEFT method

PEFT	MSCOCO	Traffic-Sign	Omniglot	Aircraft	DTD	VGG-Flower	Quickdraw	Cu-birds	Fungi	Overall	Rank
Full	61.5	87.3	78.7	75.4	86.9	94.2	73.6	85.4	54.7	77.5	6
Adapter	55.8	52.2	54.7	60.01	83.8	94.6	60.5	84.8	55.9	66.8	9
Bias	63.4	90.4	80.4	77.5	84.7	95.1	74.3	85.6	58.9	78.8	4
LoRA	62.1	88.1	80.8	80.8	86.8	94.8	72.7	85.8	59.8	78.9	3
Ladder	55.7	52.2	54.7	60.01	83.8	94.6	60.5	84.8	55.9	67.0	8
Prompt-Shallow	52.7	58.9	61.8	62.9	83.0	94.2	66.0	83.4	55.5	68.7	7
Prompt-Deep	62.8	85.6	77.0	73.3	85.3	96.2	73.2	86.1	58.2	77.5	6
eTT	61.5	89.1	78.9	75.8	85.1	95.1	73.5	86.1	58.2	78.1	5
LN-TUNE	64.2	91.2	77.9	75.3	84.4	96.9	74.7	87.5	59.9	79.1	2
ATTNSCALE	61.9	91.4	80.9	78.8	85.8	95.9	74.4	86.7	59.01	79.4	1
ATTNSCALELITE	61.6	91.0	80.2	77.9	85.8	96.0	73.9	86.7	59.0	79.1	2

Table 1. **Our strong baselines, LN-TUNE and ATTNSCALE, rank in the top 2 of all PEFT methods on the few-shot classification benchmark, META-DATASET.** Results shown for a ViT-S/16 (DINO), and exclude the ImageNet split. **Blue: Best overall performing PEFT method; Red: existing PEFT methods.; Brown: Best performing module amongst existing PEFT methods.; Magenta: Strong baselines proposed in our paper.; Domains with large domain shifts from ImageNet-1k.**

different for different data domains? ④ Can PEFT modules be dropped from certain positions in the feature extractor? This can lead to significant memory and storage savings during few-shot deployment. ⑤ What is the impact of PEFT methods on the downstream fine-tuning run-time? These are critical factors when deploying a few-shot classifier in the wild. We also show that our two simple but *strong* baselines, LN-TUNE and ATTNSCALE, perform better than full fine-tuning and all top-performing PEFT methods.

6.1. Consistency Across Pre-Training Models

We analyse the influence of pre-training model by ranking the performance of different PEFT methods across the different pre-training objectives and architectures described in Section 4. To isolate the role of the pre-trained model, for each run, we keep all other variables constant including the fine-tuning algorithm, position of the modules, and hyperparameters. We report the results using the PROTOAUG fine-tuning algorithm in Fig 3, and include results for PROTONCC and LINEAR in the Appendix.

Existing PEFT methods. In Fig 3-(a), we find that PEFT methods rank inconsistently, with no single best approach, across the different pre-trained models. In Fig 3-(b), we plot the Spearman correlation of the PEFT method’s ranking between different pre-trained models. We observe that the correlation values across all pairs of pre-trained models are not consistently high, suggesting that existing PEFT methods do *not* generalize similarly for different pre-trained architectures and objectives. We also find that adapters, ladder-tuning and shallow prompt-tuning all have sub-par performances on MD ($\sim 10\%$ drop) when compared to LoRA, bias-tuning, eTT and deep prompt-tuning (see Fig 6). We also highlight that shallow prompt-tuning struggles with few-shot classification on MD despite performing competitively on transfer learning natural tasks in VTAB [12]. Deep prompt-tuning [12], which is the state-of-the-art PEFT module on VTAB, performs competitively on MD across all pre-trained models, but falls short of meth-

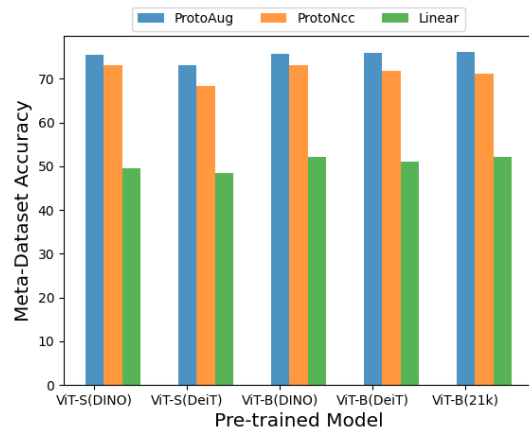


Figure 5. **With PEFT methods, we find PROTOAUG to have the best performance on META-DATASET, while LINEAR performs the worst.** MD accuracy averaged over all 10 PEFT methods with different fine-tuning algorithms.

ods like eTT [28], LoRA [10], bias-tuning [29] and full model-tuning [11] (see Fig 3). This result highlights that strongly performing PEFT methods for transfer learning *do not* generalize well to the challenging few-shot setting of MD. eTT [28] for ViT-S/16(DINO) outperforms full model-tuning, but also lags behind LoRA and bias-tuning. Overall, we find bias-tuning [29] to consistently rank amongst the top 4 across all the pre-training models, outperforming many of the more complex PEFT methods.

Our strong baselines. From Fig 3, we find that our strong baselines, LN-TUNE and ATTNSCALE, perform strongly across all the pre-trained models on MD. In particular, LN-TUNE performs the best for supervised ViTs (pre-trained on ImageNet-1k and ImageNet-21k) consistently. We also highlight that for supervised ViTs, none of the PEFT methods except LN-TUNE reaches performance close to full fine-tuning. ATTNSCALE, which is around 9x more parameter-efficient than eTT, has the best few-shot performance for self-supervised ViTs pre-trained using

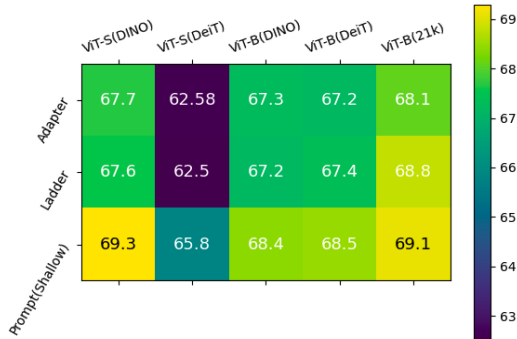


Figure 6. **Adapters, ladder tuning and shallow prompt-tuning are the worst-performing PEFT methods on META-DATASET (averaged across all the domains in META-DATASET) showing a significant drop of ($\sim 10\%$) compared to other methods.**

DINO [3]. For self-supervised ViTs, LN-TUNE performs closely to ATTNSCALE and ranks in the top 2 methods.

6.2. Effect of Fine-tuning Algorithm

We quantify the impact of 3 different algorithms for fine-tuning the parameters in PEFTs: LINEAR, PROTOAUG and PROTONCC. We find that PROTOAUG outperforms PROTONCC and strongly outperforms LINEAR across all pre-training objectives and PEFT methods including full model tuning (Fig 5). In some cases, PROTOAUG and PROTONCC outperform LINEAR by as much as 20%. We also find that for self-supervised pre-training objectives like DINO [3], the gap between PROTOAUG and PROTONCC is $\sim 2.2\%$, whereas for supervised objectives like DeiT [25] this gap is higher at $\sim 4.7\%$ (for both ImageNet-1k and ImageNet-21k initializations). Since the only difference between PROTOAUG and PROTONCC is that the query set is an augmented version of the support set, this suggests that applying augmentations during few-shot (meta) fine-tuning is more effective with supervised than self-supervised objectives. We also note that when using full model fine-tuning, PROTOAUG outperforms PROTONCC by $\sim 5\%$ for DINO and by $\sim 6.7\%$ for DeiT objectives. This gap is higher than when used with other PEFT methods (see Table 2). This suggests that PROTOAUG’s efficacy decreases when used in conjunction with PEFT methods.

Method	PROTOAUG	PROTONCC	Performance Gap
Full Tuning (DINO)	77.2	72.2	$\Delta 5.0\%$
All PEFTs (DINO)	75.4	73.2	$\Delta 2.2\%$
Full Tuning (DeiT)	78.1	71.38	$\Delta 6.7\%$
All PEFTs (DeiT)	73.1	68.4	$\Delta 4.7\%$

Table 2. **The performance gap between PROTOAUG and PROTONCC is more with full fine-tuning than when used with PEFT methods.**

6.3. Comparing Performance Across Domains

We leverage the distinct sub-datasets in MD to compare the performance of PEFT methods across domains. Since each sub-datasets has a different degree of domains shifts

from the pre-training dataset (ImageNet), we also evaluate the robustness of different PEFT methods to these shifts. In Table 1, we show these results with a ViT-S/16 pre-trained with DINO, and observe that none of the PEFT methods are consistently the best across domains. We show similar results for other pre-trained ViTs in the Appendix.

Existing PEFT methods. We observe that deep prompt-tuning is the best PEFT method for domains with smaller degrees of shift from ImageNet such as Cu-Birds and VGG-Flower. It is second best on MS-COCO, which is also similar to ImageNet. We find, however, that for larger domain shifts such as Omniglot, Quickdraw and Traffic-Sign it struggles, with LoRA and bias-tuning showing stronger performance. This is similarly the case for adapters, LoRA, and ladder-tuning which also perform poorly on larger domain shifts and have the lowest average performance on MD generally.

Our strong baselines. We find that LN-TUNE in Table 1 outperforms all existing PEFT methods in 5 out of the 9 domains, with ATTNSCALE lagging behind it only slightly in these 5 domains. However, for domains with a larger shift (e.g., Omniglot, Traffic-Sign), ATTNSCALE performs better than LN-TUNE. Even for Quickdraw, where there is a significant shift, ATTNSCALE and LN-TUNE perform almost similarly. Overall on MD, ATTNSCALE ranks the best in terms of few-shot performance. These results suggest that our two strong baselines can be used complementarily: when the domain shift from the pre-training dataset is high, ATTNSCALE is better suited, whereas when the domain shift is low, LN-TUNE is the stronger approach. Our results highlight that current PEFT methods are not robust to varying degree of domain shifts and requires rethinking the current designs of PEFT modules to be uniformly robust to all domain shifts. Overall, our proposed strong baselines lead to the best performance in 7 out of 9 domains.

Performance of ATTNSCALELITE. We observe from Table 1 that ATTNSCALELITE performs similarly to LN-TUNE but slightly worse than ATTNSCALE (by around $0.5 - 0.7\%$) on larger domain shifts for self-supervised ViT-S/16(DINO). For smaller domain shifts, ATTNSCALELITE matches the performance of ATTNSCALE. For supervised ViTs, we find that ATTNSCALELITE lags behind ATTNSCALE by a larger margin of $1.2 - 1.8\%$ for large domain shifts (see Appendix for results). The decrease in the effectiveness of ATTNSCALELITE for supervised ViTs can be attributed to the fact, that different heads encode attention maps less similarly than self-supervised ViTs. Therefore, learning a separate set of scaling parameters for different heads is more beneficial for few-shot adaptation.

6.4. Can we drop PEFT modules from ViT layers?

In Secs. 6.3 and 6.2, the PEFT modules are inserted in each of the 12 layers of the ViT. In this section, we use our

Model	Full	Adapter	Bias	LoRA	Ladder	Prompt-Deep	Prompt-Shallow	eTT	LN-TUNE	ATTNSCALE	ATTNSCALELITE
ViT-S(DINO)	63.1	62.6	67.1	66.4	62.7	65.7	51.8	65.6	67.8	67.2	66.9
ViT-S(DeiT)	66.6	66.8	66.4	67.6	66.9	66.7	63.4	68.4	68.8	67.1	66.2

Table 3. **LN-TUNE results in the best performance on ORBIT while ATTNSCALE is extremely competitive.** Frame accuracy results are shown for a ViT-S/16. **Red:** Existing PEFT methods; **Magenta:** Strong baselines proposed in our paper.; **Brown:** Best performing module amongst existing PEFT methods.; **Best overall performing PEFT method;** We provide additional results with ViT-B/16 in the Appendix.

strong baselines, LN-TUNE and ATTNSCALE, to examine if dropping PEFT modules from the majority of layers impacts performance. Specifically, we insert a PEFT module in the final layer of the ViT and another in 1 other layer (between 1-11). We vary the position of the second PEFT and observe its impact on performance (Fig 7).

Results. From Fig 7, we find that inserting the PEFT into the later layers of the ViT improves the performance more than inserting it in the earlier layers for domains with a small degree of shift from ImageNet (e.g., MSCOCO, DTD, VGG-Flower, Cu_birds). However, for large domain shifts such as in Traffic-Sign, Quickdraw and Omniglot, we find that inserting LN-TUNE in the earlier layers is crucial. In particular for these domains, we find that inserting LN-TUNE *only* in the later layers results in $\sim 10\%$ drop in accuracy. We observe similar results for ATTNSCALE (see Appendix).

6.5. Impact on Fine-tuning Time

Although PEFT methods save a significant amount of storage, they are not necessarily faster to fine-tune compared to full model fine-tuning as the modules are often deep inside the network and gradients must be back-propagated through the entire backbone. We empirically quantify this by measuring the fine-tuning time per task across all MD domains. In particular, we compute the speedup factor of the PEFT methods when compared to full fine-tuning. We find that all the PEFT methods, except ladder-tuning, provide a speedup of *only* 1.3-1.9x compared to full fine-tuning. Ladder-tuning, since it does not require any gradient computation through the backbone, has a greater speedup of 3.3x compared to full fine-tuning (See Appendix).

7. Results on Tasks from ORBIT

In this section, we compare PEFT methods on the challenging personalization tasks from ORBIT. We modify the task sampling procedure in ORBIT to decrease the maximum size of the support set sizes, so that PROTOAUG can be used for fine-tuning. We provide the detailed task sampling procedure in the Appendix.

Overall Results. From Table 3, we find that bias-tuning and eTT have the best performances amongst the existing PEFT methods for ViT-S/16 (DINO) and ViT-S/16 (DeiT), respectively. These results reinforce our previous finding that different PEFT methods may be suited to dif-

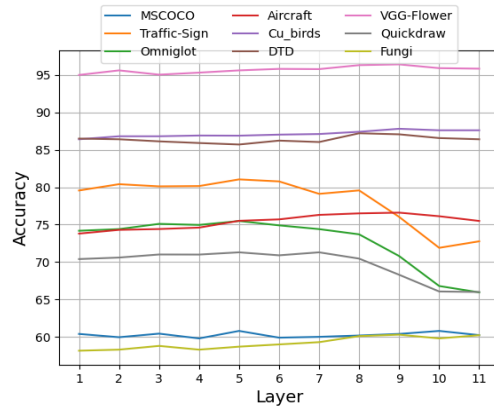


Figure 7. **Dropping LN-TUNE from earlier layers in the ViT for large domain shifts (e.g., Traffic-Sign, Quickdraw, Omniglot) leads to a large drop in accuracy.** We investigate the effect of inserting LN-TUNE at different layers in the ViT.

ferent pre-training objectives. Overall, we find that LN-TUNE results in the best few-shot performance for both self-supervised (DINO) and supervised (DeiT) pre-training objectives across all PEFT methods. ATTNSCALE ranks in the top 2 for DINO, however, for DeiT we find its performance slightly drops but still ranks within the top 4 PEFT methods.

8. Conclusion

In this paper, we perform a large-scale controlled empirical study of a wide range of top-performing PEFT methods across large-scale challenging few-shot classification benchmarks such as MD and ORBIT. Our main finding is that two embarrassingly simple approaches – LN-TUNE and ATTNSCALE – beat all the PEFTs we evaluated and set new state-of-the-art results on MD and competitive results on ORBIT. Our proposed strong baselines are easy-to-implement, significantly less complex and parameter-intensive. The large scale of our empirical study also uncovers several novel empirical insights, including that there is no one-size-fits-all PEFT method across different pre-training architectures, objectives (self-supervised or supervised), pre-training datasets (ImageNet-1k or ImageNet-21k) and downstream domains with different degrees of distribution shifts. Together, our experimentally consistent suite of experiments and *strong* baselines supports the future study of parameter-efficient fine-tuning approaches for few-shot classification, but calls for rethinking current practices in light of simple but effective baselines.

References

- [1] J. Benesty, J. Chen, Y. Huang, and I. Cohen. Pearson correlation coefficient. In *Noise reduction in speech processing*, pages 37–40. Springer, 2009. 5
- [2] J. Bronskill, D. Massiceti, M. Patacchiola, K. Hofmann, S. Nowozin, and R. E. Turner. Memory efficient meta-learning with large images, 2021. 10, 12, 13
- [3] M. Caron, H. Touvron, I. Misra, H. Jégou, J. Mairal, P. Bojanowski, and A. Joulin. Emerging properties in self-supervised vision transformers. *CoRR*, abs/2104.14294, 2021. 3, 7, 9, 10
- [4] Y. Chen, X. Wang, Z. Liu, H. Xu, and T. Darrell. A new meta-baseline for few-shot learning. *CoRR*, abs/2003.04390, 2020. 3
- [5] B. Dong, P. Zhou, S. Yan, and W. Zuo. Self-promoted supervision for few-shot transformer, 2022. 3
- [6] C. Finn, P. Abbeel, and S. Levine. Model-agnostic meta-learning for fast adaptation of deep networks. *CoRR*, abs/1703.03400, 2017. 3
- [7] M. Hiller, R. Ma, M. Harandi, and T. Drummond. Rethinking generalization in few-shot classification. In A. H. Oh, A. Agarwal, D. Belgrave, and K. Cho, editors, *Advances in Neural Information Processing Systems*, 2022. 3
- [8] T. M. Hospedales, A. Antoniou, P. Micaelli, and A. J. Storkey. Meta-learning in neural networks: A survey. *CoRR*, abs/2004.05439, 2020. 3
- [9] N. Houlsby, A. Giurghi, S. Jastrzebski, B. Morrone, Q. de Laroussilhe, A. Gesmundo, M. Attariyan, and S. Gelly. Parameter-efficient transfer learning for nlp, 2019. 3
- [10] E. J. Hu, Y. Shen, P. Wallis, Z. Allen-Zhu, Y. Li, S. Wang, and W. Chen. Lora: Low-rank adaptation of large language models. *CoRR*, abs/2106.09685, 2021. 3, 6, 10
- [11] S. X. Hu, D. Li, J. Stühmer, M. Kim, and T. M. Hospedales. Pushing the limits of simple pipelines for few-shot learning: External data and fine-tuning make a difference, 2022. 1, 3, 4, 6, 10
- [12] M. Jia, L. Tang, B.-C. Chen, C. Cardie, S. Belongie, B. Hariharan, and S.-N. Lim. Visual prompt tuning, 2022. 2, 3, 6, 10
- [13] D. P. Kingma and J. Ba. Adam: A method for stochastic optimization, 2014. 4
- [14] B. Lester, R. Al-Rfou, and N. Constant. The power of scale for parameter-efficient prompt tuning. *CoRR*, abs/2104.08691, 2021. 3
- [15] W.-H. Li, X. Liu, and H. Bilen. Cross-domain few-shot learning with task-specific adapters, 2021. 1, 4
- [16] X. L. Li and P. Liang. Prefix-tuning: Optimizing continuous prompts for generation. *CoRR*, abs/2101.00190, 2021. 3
- [17] D. Massiceti, L. Theodorou, L. Zintgraf, M. T. Harris, S. Stumpf, C. Morrison, E. Cutrell, and K. Hofmann. Orbit: A real-world few-shot dataset for teachable object recognition collected from people who are blind or low vision, 2021. 1, 2, 4
- [18] J. Pfeiffer, A. Kamath, A. Rücklé, K. Cho, and I. Gurevych. Adapterfusion: Non-destructive task composition for transfer learning. *CoRR*, abs/2005.00247, 2020. 10
- [19] C. Raffel, N. Shazeer, A. Roberts, K. Lee, S. Narang, M. Matena, Y. Zhou, W. Li, and P. J. Liu. Exploring the limits of transfer learning with a unified text-to-text transformer. *CoRR*, abs/1910.10683, 2019. 3
- [20] M. Ren, M. L. Iuzzolino, M. C. Mozer, and R. S. Zemel. Wandering within a world: Online contextualized few-shot learning. *CoRR*, abs/2007.04546, 2020. 1
- [21] A. Shysheya, J. Bronskill, M. Patacchiola, S. Nowozin, and R. E. Turner. Fit: Parameter efficient few-shot transfer learning for personalized and federated image classification, 2022. 3
- [22] J. Snell, K. Swersky, and R. S. Zemel. Prototypical networks for few-shot learning, 2017. 3, 4
- [23] M. Stanley, J. F. Bronskill, K. Maziarz, H. Misztela, J. Lanini, M. Segler, N. Schneider, and M. Brockschmidt. FS-mol: A few-shot learning dataset of molecules. In *Thirty-fifth Conference on Neural Information Processing Systems Datasets and Benchmarks Track (Round 2)*, 2021. 1
- [24] Y.-L. Sung, J. Cho, and M. Bansal. Lst: Ladder side-tuning for parameter and memory efficient transfer learning, 2022. 3, 10
- [25] H. Touvron, M. Cord, M. Douze, F. Massa, A. Sablayrolles, and H. Jégou. Training data-efficient image transformers & distillation through attention. *CoRR*, abs/2012.12877, 2020. 3, 7, 9
- [26] E. Triantafillou, T. Zhu, V. Dumoulin, P. Lamblin, K. Xu, R. Goroshin, C. Gelada, K. Swersky, P. Manzagol, and H. Larochelle. Meta-dataset: A dataset of datasets for learning to learn from few examples. *CoRR*, abs/1903.03096, 2019. 2, 3, 4, 10
- [27] O. Vinyals, C. Blundell, T. P. Lillicrap, K. Kavukcuoglu, and D. Wierstra. Matching networks for one shot learning. *CoRR*, abs/1606.04080, 2016. 3
- [28] C. Xu, S. Yang, Y. Wang, Z. Wang, Y. Fu, and X. Xue. Exploring efficient few-shot adaptation for vision transformers. *Transactions of Machine Learning Research*, 2022. 1, 2, 3, 4, 5, 6, 10
- [29] E. B. Zaken, S. Ravfogel, and Y. Goldberg. Bitfit: Simple parameter-efficient fine-tuning for transformer-based masked language-models. *CoRR*, abs/2106.10199, 2021. 3, 6
- [30] X. Zhai, J. Puigcerver, A. Kolesnikov, P. Ruysen, C. Riquelme, M. Lucic, J. Djolonga, A. S. Pinto, M. Neumann, A. Dosovitskiy, L. Beyer, O. Bachem, M. Tschannen, M. Michalski, O. Bousquet, S. Gelly, and N. Houlsby. The visual task adaptation benchmark. *CoRR*, abs/1910.04867, 2019. 2

A. Pre-trained Models

In our experimental setup, we use 5 distinct pre-trained models: (i) ViT-S/16 pre-trained using DINO [3]; (ii) ViT-B/16 pre-trained using DINO [3]; (iii) ViT-S/16 pre-trained using DeiT [25]; (iv) ViT-B/16 pre-trained using DeiT [25] and (v) ViT-B/16 pre-trained using a supervised learning objective similar to DeiT. (i, ii, iii, iv) use ImageNet-1k as the pre-training dataset, while (v) uses ImageNet-21k

as the pre-training dataset. The use of DINO as a pre-training strategy is motivated by [3] where the authors propose using ViT-S/16(DINO) as a strong baseline for few-shot classification. ViT-S/16 and ViT-B/16 pre-trained with DeiT is chosen to understand if the methods developed for self-supervised DINO (e.g., eTT [28]) can be generalized to supervised pre-training strategies. ViT-B/16 pre-trained with ImageNet-21k is chosen to understand the effectiveness of distinct PEFT methods for large-scale pre-training datasets beyond ImageNet-1k. We also highlight that existing PEFT methods are developed only in the light of one pre-trained model. For e.g., eTT [28] is designed for ViT-S/16(DINO) whereas prompt-tuning [12] is designed for ViT-B/16 pre-trained with ImageNet-21k. In comparison, our large-scale study encompasses : (i) self-supervised models; (ii) supervised models; (iii) models pre-trained on large-scale datasets.

B. Description of Existing PEFT Methods

Adapters. We use the improved adapter design from [18] where the adapter block is inserted *only* once in each layer. We use GeLU activation for the adapter layer and set the hyper-parameter `reduction_dim` as 8, which is the default configuration. The adapter is initialized with a zero-initialization.

Prompt-Shallow. We use the shallow prompt-tuning design from [12] and use 8 as the length of the prompt. In Prompt-Shallow, the learnable prompts are only inserted with the input before the first block in the ViT.

Prompt-Deep. For deep prompt-tuning, learnable prompts of length 8 are inserted in each layer of the ViT. At each layer, the embeddings of the prompts from the earlier layers are discarded and the new learnable prompts are inserted. This ensures that the input to each layer in the ViT is fixed to be the total number of original tokens and prompt tokens, together.

eTT. We use the default hyperparameter configurations from [28] for eTT. For each task, the number of prefixes to be attached to the key and value matrices is dynamic and is set to be the number of classes in the sampled task. eTT uses PROTONCC during fine-tuning, whereas we use both PROTOAUG and PROTONCC. We highlight that while eTT [28] use a prototypical-regularizer – we do not use any external regularization to ensure a fair comparison to other PEFT methods which do not use prototypical-regularizer, but use PROTOAUG or PROTONCC during fine-tuning.

Ladder. In ladder-tuning [24] – adapter like blocks are attached in a ladder like structure, where each block takes input from the previous ladder block and the corresponding block in the pre-trained ViT. We set the parameter `reduction_dim=8` in each of the ladder block.

Bias. In bias-tuning, the bias parameters of each and every block in the ViT is updated.

LoRA. We set the rank of LoRA blocks to be 8 across our entire experimental setup. In our experimental setup, we follow [10] and restrict our study to only performing the low-rank decomposition of all the projection matrices in the attention blocks.

C. Task Sampling Details for MD

We follow the original task sampling procedure from [26], where 600 tasks per domain are sampled. Following [11], we resize the images to 128x128 during fine-tuning. We do not use any augmentations except for PROTOAUG fine-tuning to generate the query set. For downstream domains, we do use the ImageNet split, as the pre-trained models use ImageNet-1k or ImageNet-21k as the pre-training dataset.

D. Task Sampling Details for ORBIT

Fine-tuning on tasks with PROTOAUG and PROTONCC from ORBIT’s default sampler is memory-intensive as the support set sizes are often greater than 1000 frames (images). We, therefore, modify the task sampling procedure so that the fine-tuning procedure can be run on an A6000 GPU with 48GB memory: (i) For each video, we use the random sampling configuration and change the `clip_cap` parameter from 200 to 50. (ii) We change the `context_shot` parameter from 15 to 3 to ensure that per object class, a maximum number of 3 videos are sampled in the support set. (iii) We resize the frames to 128x128 from 224x224. These changes enable us to fine-tune ViT-S/16 and ViT-B/16 architectures using PROTOAUG or PROTONCC. In total, we sample the same number of tasks - 50 tasks per test user - giving 850 tasks in total. We report the average frame accuracy over all these tasks. The main disadvantage of PROTOAUG or PROTONCC is the issue of creating two computational graphs during the fine-tuning procedure – one for the support set and another for the query set. This can be computationally expensive for fine-tuning large models such as ViT-B/16. In light of this, specifically for ViT-B/16, we further integrate the fine-tuning procedure with LITE [2].

E. Additional Results on MD

We provide additional composite results on MD in Table 4 for ViT-B/16(DINO), Table 5 for ViT-S/16(DeiT), Table 6 for ViT-B/16(DeiT) and Table 7 for ViT-B/16(ImageNet-21k). For self-supervised ViT-B/16(DINO), we find that ATTNSCALE leads to the best few-shot performance. For supervised ViTs pre-trained on both ImageNet-1k and ImageNet-21k, we find that LNTUNE leads to the best few-shot performance, while having the most parameter efficient PEFT method.

PEFT	MSCOCO	Traffic-Sign	Omniglot	Aircraft	DTD	VGG-Flower	Quickdraw	Cu-birds	Fungi	Overall	Rank
Full	64.1	88.9	80.0	78.9	85.9	94.8	73.4	85.0	60.0	79.0	5
Adapter	58.0	50.4	60.2	53.7	84.0	94.9	59.7	79.4	56.0	66.3	8
Bias	64.6	90.7	80.6	78.2	86.8	95.7	74.9	84.3	58.1	79.3	3
LoRA	64.1	89.2	81.0	80.8	85.8	94.8	71.7	86.7	59.4	79.2	4
Ladder	57.9	50.3	60.2	53.7	84.0	94.9	59.7	79.4	55.8	66.2	9
Prompt-Shallow	58.2	57.7	60.8	58.4	83.9	94.9	60.5	78.7	55.5	67.6	7
Prompt-Deep	64.0	82.8	76.5	73.0	86.4	95.9	73.0	84.9	58.5	77.2	1
eTT	63.6	88.2	79.2	76.1	86.3	95.5	74.2	84.1	57.4	78.3	6
LN-TUNE	65.2	91.1	80.1	80.9	87.5	94.9	74.1	86.1	59.0	79.8	2
ATTNSCALE	64.4	91.2	81.02	79.9	86.9	95.5	74.6	86.1	59.8	79.9	1

Table 4. Composite results for ViT-B/16(DINO) on MD: ATTNSCALE has the best performance on MD.

PEFT	MSCOCO	Traffic-Sign	Omniglot	Aircraft	DTD	VGG-Flower	Quickdraw	Cu-birds	Fungi	Overall	Rank
Full	63.9	86.9	79.2	74.8	84.6	93.9	73.4	83.1	54.0	77.0	3
Adapter	57.6	50.6	52.9	47.5	76.4	82.8	57.8	75.0	42.0	60.2	9
Bias	63.4	83.7	78.5	72.2	84.8	93.6	72.0	83.5	55.4	76.3	4
LoRA	63.3	87.3	80.4	77.2	84.5	93.9	71.5	83.2	52.9	77.1	2
Ladder	57.6	50.5	52.9	47.6	76.4	82.8	57.8	75.0	42.0	60.3	8
Prompt-Shallow	60.1	58.0	60.3	50.15	77.3	83.6	64.5	76.4	45.1	63.9	7
Prompt-Deep	63.7	83.2	74.2	70.1	83.7	93.7	71.5	81.9	51.9	74.9	6
eTT	64.4	84.0	72.3	70.0	84.2	93.8	71.9	82.7	54.7	75.3	5
LN-TUNE	64.1	86.4	79.3	73.9	84.8	94.1	73.1	83.5	55.0	77.2	1
ATTNSCALE	63.8	86.3	77.5	72.7	84.4	93.3	72.4	82.7	53.0	76.3	4

Table 5. Composite results for ViT-S/16(DeiT) on MD: LN-TUNE has the best performance on MD.

PEFT	MSCOCO	Traffic-Sign	Omniglot	Aircraft	DTD	VGG-Flower	Quickdraw	Cu-birds	Fungi	Overall	Rank
Full	65.2	89.7	81.3	79.2	84.9	94.5	74.8	84.5	56.1	78.9	2
Adapter	58.1	54.5	61.7	53.7	79.5	88.6	61.2	78.8	46.5	64.7	10
Bias	64.7	89.4	79.6	75.5	84.5	94.02	74.4	85.1	54.5	77.9	5
LoRA	64.3	89.9	82.1	80.2	84.5	94.2	72.9	85.0	55.3	78.7	3
Ladder	58.2	54.5	61.7	53.7	79.5	88.8	61.2	78.8	46.5	64.8	9
Prompt-Shallow	59.5	57.2	64.5	54.9	79.7	88.5	78.4	65	47.55	66.1	8
Prompt-Deep	66.3	84.2	75.6	70.5	84.9	94.2	72.4	83.4	53.1	76.0	7
eTT	63.7	88.0	76.7	73.3	84.7	93.4	73.6	84.6	53.8	76.8	6
LN-TUNE	65.4	89.5	81.3	78.9	85.0	94.8	75.0	84.2	56.2	79.0	1
ATTNSCALE	63.9	88.2	79.6	77.2	84.8	94.1	74.6	84.6	54.6	78.0	4

Table 6. Composite results for ViT-B/16(DeiT) on MD: LN-TUNE has the best performance on MD.

PEFT	MSCOCO	Traffic-Sign	Omniglot	Aircraft	DTD	VGG-Flower	Quickdraw	Cu-birds	Fungi	Overall	Rank
Full	67.6	90.2	74.7	77.9	83.5	99.0	74.2	93.6	59.6	80.0	2
Adapter	51.3	43.1	38.08	46.3	79	96.01	51.8	81.8	40.3	58.7	9
Bias	66.1	88.5	61.3	73.7	84.9	98.8	73.2	91.2	59.0	77.4	5
LoRA	65.6	89.2	63.0	77.7	84.7	98.7	72.9	91.8	57.9	77.9	3
Ladder	51.9	43.1	38.08	46.7	79	96.01	51.8	81.9	40.3	58.9	8
Prompt-Shallow	59.9	59.2	41.3	55.3	79.9	96.2	66.1	79.8	48.9	65.1	7
Prompt-Deep	66.0	86.1	66.8	70.6	84.8	98.6	72.4	89.8	55.1	76.6	6
eTT	64.3	88.1	64.1	71.3	83.5	98.1	71.8	92.1	56.7	76.6	6
LN-TUNE	67.5	90.05	73.4	77.6	86.3	99.0	74.0	93.6	59.8	80.2	1
ATTNSCALE	67.0	88.9	65.8	73.0	85.0	98.7	71.7	93.0	57.0	77.8	4

Table 7. Composite results for ViT-B/16(ImageNet-21k) on MD: LN-TUNE has the best performance on MD.

F. Further Results on Layer-wise Analysis

In Fig 8, we find that similar to LN-TUNE – dropping ATTNSCALE from the earlier layers is detrimental to few-shot performance for downstream datasets, where there is a

large domain shift (e.g., Quickdraw, Omniglot and Traffic-Sign) from the pre-training dataset (ImageNet-1k).

Model	Full	Adapter	Bias	LoRA	Ladder	Prompt-Deep	Prompt-Shallow	eTT	LN-TUNE	ATTNSCALE
ViT-B/16(DINO)	63.8	62.1	66.8	66.3	62.4	64.0	58.1	60.8	67.1	66.9
ViT-B/16(DeiT)	66.8	65.1	67.1	68.6	65.8	66.8	67.3	64.6	68.6	67.1

Table 8. Results for ORBIT on ViT-B/16 architectures with PROTOAUG + LITE[2].

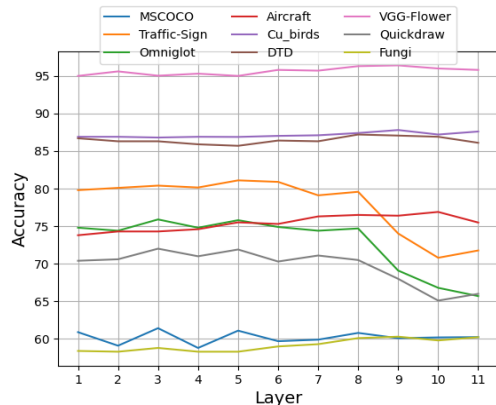


Figure 8. Similar to LN-TUNE – dropping ATTNSCALE from earlier layers in the ViT for large domain shifts (e.g., Traffic-Sign, Quickdraw, Omniglot) leads to a large drop in accuracy. We investigate the effect of inserting ATTNSCALE at different layers in the ViT.

G. PyTorch like Implementation of our Strong Baselines

In Algo.(1), we provide the pseudo-code for ATTNSCALE. Note that ATTNSCALE learns a set of scaling parameters for the attention matrix and a domain residual adapter which is a light-weight learnable vector added to each residual connection in the ViT. In Algo.(1) the modifications to the existing code are marked in blue. It can be observed that our strong baseline ATTNSCALE only requires minimal modifications to the existing ViT.

In Algo.(2) – we provide the pseudo-code for LN-TUNE. In particular, LN-TUNE requires only setting the requires_grad option for LayerNorm to be set to True during fine-tuning.

H. Ablation Studies

Only DRA. In our experiments, we find that learning only the domain residual adapter results in inferior performance on MD. With ViT-S/16(DINO), we find that ATTNSCALE results in 79.4% whereas learning only the DRA module results in 76.1% on average across all the downstream domains in MD. This result highlights that learning the set of scaling parameters in conjunction with the domain residual adapter(DRA) is crucial in obtaining strong few-shot performances.

ATTNSCALE + LN-TUNE. We also combine ATTNSCALE and LN-TUNE to find if few-shot performance can be improved. Empirically, with ViT-S/16(DINO), we find the performance to be 79.1% – which is similar to us-

Algorithm 1: PyTorch-style pseudocode for ATTNSCALE

```

# ... Inside init() for the ViT
# nd: depth, nh: number of heads,
# nt: number of tokens
scale_param =
  nn.Parameter(torch.ones(nd, nh, nt, nt))
# ... Inside Attention Block
# Compute Attention
attn = (q @
  k.transpose(-2, -1) * self.scale
# Expand along size of support size
  b
  attn_scale =
  scale_param[i].expand(b, -1, -1, -1)
# Modification in Attention Block
attn = attn_scale * attn
# ... Inside forward() for the ViT
i=0
for blk in blocks:
  # Pass the appropriate scale
  param
  x = blk(x, scale_param[i])
  i += 1
# End

```

Algorithm 2: PyTorch-style pseudocode for LN-TUNE

```

m = model()
# Set require-grad to true
for name, param in m.parameters():
  # Check for LayerNorm param
  if 'norm' in name:
    param.requires_grad=True
  else:
    param.requires_grad=False
# End

```

ing LN-TUNE independently and less than ATTNSCALE. This shows that combining both of our strong baselines do not provide significant advantages and should be used separately.

I. Fine-tuning Speedup Analysis

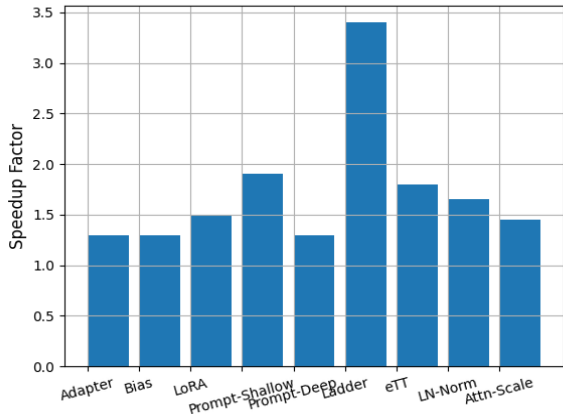


Figure 9. **Ladder-tuning has a speedup factor of 3.3x, while other PEFT methods have speedup factor between 1.3-1.9x when compared to full model fine-tuning.**

J. Additional Results on ORBIT

Due to large support set sizes in ORBIT, we integrate LITE[2] with PROTOAUG, so that fine-tuning runs can be evaluated on larger ViT architectures such as ViT-B/16. From Table 8, we find that when LN-TUNE leads to the best few-shot performance, while ATTNSCALE is competitive when compared to existing PEFT methods. Understanding the effectiveness of our strong baselines on larger ViT architectures without using the LITE framework is a direction of future work.

K. Note on Results with PROTONCC and LINEAR

In general, we find that PROTONCC and LINEAR perform worse than PROTOAUG on MD across all the pre-trained models. Although we run experiments with PROTONCC and LINEAR, we report results only with PROTOAUG due to its superior performance at the same computational cost as PROTONCC.

L. Further results on ATTNSCALELITE

In the main paper Table.(1), we find that ATTNSCALELITE results in similar performance to LN-TUNE and slightly worse than ATTNSCALE. In Table 9 – we find that for self-supervised ViT-B/16(DINO), ATTNSCALELITE is competitive. However for supervised ViTs, it lags behind both LN-TUNE and ATTNSCALE by a few percentage points. Improving ATTNSCALELITE for supervised ViTs is a direction for future research.

Method	LN-TUNE	ATTNSCALE	ATTNSCALELITE
ViT-B(DINO)	79.8	79.9	79.5
ViT-S(DeiT)	77.2	76.3	75.9
ViT-B(DeiT)	79.0	78.0	77.1
ViT-B(21k)	80.2	77.8	77.2

Table 9. **ATTNSCALELITE is competitive for ViT-B(DINO), but lags behind LN-TUNE by a significant margin for supervised ViTs.**

M. Note on Total Number of Experiments

We schedule experiments at the scale of: $(\text{num_PEFT}).(\text{num_pretrained}).(\text{num_layers}).(\text{num_ftalgo}) = 10*5*12*3 = 1.8\text{k}$ experiments.

N. Acknowledgements

This project was supported in part by Meta grant. 23010098, NSF CAREER AWARD 1942230, HR00111950026 (GARD). This project was supported in part by Meta grant 23010098, NSF CAREER AWARD 1942230, HR001119S0026 GARD, ONR YIP award N00014 22 1 2271, Army Grant No W911NF2120076 and the NSF award CCF2212458.