

The Phase Transition in the holographic Hard-Wall model

Matteo Rinaldi ^{*} ¹ and Vicente Vento²

¹INFN section of Perugia. Via A. Pascoli, Perugia, 06123, Italy.

²Departamento de Física Teórica-IFIC, Universidad de Valencia- CSIC, 46100 Burjassot (Valencia), Spain.

June 16, 2023

Abstract

A Hawking-Page phase transition between AdS thermal and AdS Black Hole was presented as a mechanism for explaining the QCD deconfinement phase transition within holographic models. In order to implement temperature dependence in the confined phase we use a hard-wall AdS/QCD model, where the geometry at low temperatures is described also by a Black Hole metric. We then investigate the temperature dependence of glueball states described as gravitons propagating in deformed background spaces. Finally we use a potential model to describe physically the implications of our study.

1 Introduction

A successful strategy for applying the AdS/CFT correspondence and holography [1, 2] to hadron physics is the so-called bottom-up approach. In this framework, one starts from some non perturbative features of QCD and attempts to construct its five-dimensional holographic dual. The duality is implemented in nearly conformal conditions where QCD is defined on the four dimensional boundary. Moreover, the confinement feature of QCD can be realized by introducing a bulk space which is a slice of AdS_5 whose size is related to $z_0 \sim 1/\Lambda_{QCD}$ [3, 4, 5, 6, 7]. This is the so called hard-wall (HW) approximation. We have recently proposed the calculations of the spectrum of the scalar and tensor glueballs under the assumption that, in this holographic approach, the dual operator to the glueballs could be the graviton, the latter thus plays a significant role to describe the lowest lying glueballs. The main result of our investigations is that we do not need to introduce additional fields into any AdS_5 to describe the glueballs, the gravitons indeed satisfy the duality boundary conditions and are able to describe the elementary scalar and tensor glueball spectra [8, 9].

Given the extensive experimental search and theoretical description of the deconfinement phase transition [10, 11], holographic models could not remain silent. A traditional description has been carried out via a Hawking-Phase phase transition from an AdS thermal phase at low temperatures to a Black Hole (BH) phase at high temperatures [12]. Much research has been carried out to determine the deconfinement temperature and the behaviour of the glueball and meson spectra after the phase transition [12, 13, 14, 15]. Recently we have studied also the deconfinement phase transition in a HW AdS/QCD model from the perspective of our description of the scalar and tensor glueball spectrum by analyzing the graviton in a BH metric [16]. We found that the deconfinement phase in the Herzog approach [12] is reached via a two steps mechanism, a conclusion shared with other studies [17] and holographic analyses [18]. However, the phase transition in these studies was first order or second order while the experimental data seem to point out that at high temperatures QCD deconfines via a crossover mechanism [11].

Here we propose a different scenario based on the behavior of the scalar and tensor glueballs at $T \neq 0$, in AdS_5 , but only assuming a unique BH metric, for the background, for both the low and high temperature regimes. We consider two scales: z_0 the confinement one, and z_h the BH horizon. For $z_h > z_0$ we impose Dirichlet or Neumann conditions on the mode functions at z_0 , as in the usual HW model. This region resembles the AdS thermal phase at low temperatures, and differs from it when z_h is close to z_0 . For any z_h we have also a BH solution for the glueball modes and this solutions define the high temperature deconfining behavior. Since we implement boundary conditions in the confined metric a free energy differences appears between the two phases which generates a first order phase transition. Since our model AdS model does not describe deconfined states we implement its properties in a potential model to discuss deconfinement.

^{*}Corresponding author email: matteo.rinaldi@pg.infn.it

2 An AdS_5 model for confinement

We would like to study behavior of QCD as the temperature increases by studying its AdS_5 dual. For doing so we will study the behavior of the glueball spectrum with temperature. At $T = 0$ the traditional HW model reproduces quite well this spectrum [8]. In previous calculations two different metrics were used: an AdS thermal metric in the low T phase and an AdS black hole (BH) metric at high temperature [12, 16]. In here we shall use a unique BH metric for all T . The phases will be distinguished by boundary conditions, with the restriction that we shall recover the traditional HW results at $T = 0$. A model with a BH metric for low T was used to study the heavy quark potential at finite temperature some time ago [19].

Let us remind the reader that, at $T = 0$, glueballs can be described by the gravitons propagating in a AdS_5 space governed by the AdS_5 metric:

$$ds^2 = \frac{L^2}{z^2} (dx_\mu dx^\mu - dz^2) \quad (1)$$

where $0 \leq z \leq z_0$ being z_0 the confinement size. The physical particle modes are described by boundary conditions (BC) at z_0 . Here we propose that for $T > 0$ the AdS metric is defined by a BH

$$ds^2 = \frac{L^2}{z^2} (f(z) dt^2 - d\vec{x}^2 - f^{-1}(z) dz^2), \quad (2)$$

where $f(z) = 1 - z^4/z_h^4$. Note that z_h determines the Hawking's temperature of the black hole $T_h = 1/(\pi z_h)$. For $T = 0 \rightarrow z_h = \infty$ with BC at z_0 we recover the AdS_5 metric, Eq. (1), from the BH metric.

For $T > 0$ the graviton propagates in a BH space, and therefore the equations of motion for the tensor component in this BH background are [20, 21]:

$$\frac{d^2 \phi(z)}{dz^2} + \left(\frac{2}{z} - \frac{5z_h^4 - z^4}{z(z_h^4 - z^4)} \right) \frac{d\phi(z)}{dz} + \frac{M^2 z_h^4}{z_h^4 - z^4} \phi(z) = 0, \quad (3)$$

and for the scalar gravitons [20, 21]:

$$\frac{d^2 \phi(z)}{dz^2} + \left(\frac{2}{z} - \frac{5z_h^4 - z^4}{z(z_h^4 - z^4)} \right) \frac{d\phi(z)}{dz} + \left(\frac{M^2 z_h^4}{z_h^4 - z^4} + \frac{256 z^6 z_h^4}{(z_h^4 - z^4)(6z_h^4 - 2z^4)^2} \right) \phi(z) = 0. \quad (4)$$

For the sake of simplicity, a constant λ is introduced in front of the latter Eq. (4) so that: $\lambda = 1$ corresponds to the scalar graviton and $\lambda = 0$ is the equation of the tensor graviton:

$$\frac{d^2 \phi(z)}{dz^2} + \left(\frac{2}{z} - \frac{5z_h^4 - z^4}{z(z_h^4 - z^4)} \right) \frac{d\phi(z)}{dz} + \left(\frac{M^2 z_h^4}{z_h^4 - z^4} + \lambda \frac{256 z^6 z_h^4}{(z_h^4 - z^4)(6z_h^4 - 2z^4)^2} \right) \phi(z) = 0. \quad (5)$$

Since z_h is related to T , the solutions to these equations will provide the dependence of the spectrum with respect to the temperature. In order to solve the above equations to look for stable mode solutions boundary conditions must be imposed. We define two sectors in z_h : *i*) a low temperature sector where $z_h > z_0$, which we will characterize by Dirichlet or Neumann boundary conditions at z_0 and *ii*) a high temperature sector $z_h < z_0$, which satisfies the appropriate boundary conditions at the BH horizon z_h . As in Ref. [16] we would like to find the phase transition region by studying the behavior of the particle modes as a function of temperature. The idea behind our analysis is to control to what extent deconfinement phenomena appear in our calculation as a steep growth in the bound state masses associated with a decrease in binding energy due to the flattening of the binding potential and therefore leads to the liberation of the valence gluons [9].

2.1 A two phase model

Let us assume that we have two phases being z_0 the boundary in the fifth dimension z . In order to see the behavior of the physical observables at the boundary we follow the development of Ref. [12]. The free energy for a BH metric with the an appropriate ultraviolet cut-off ϵ is proportional to

$$V(\epsilon) \propto -4 \int_0^{\pi z_h} dt \int_\epsilon^{\min(z_0, z_h)} \frac{dz}{z^5} = \pi z_h \left(\frac{1}{(\min(z_0, z_h))^4} - \frac{1}{\epsilon^4} \right). \quad (6)$$

Let V_1 be the free energy for the BH-BC in the confined phase and V_2 that for the free BH. The solutions of the mode equations for V_1 must always satisfy $z_0 < z_h$, while those in V_2 have no restriction. Therefore, the free energy difference becomes proportional to

$$\lim_{\epsilon \rightarrow 0} \Delta V(\epsilon) = V_2(\epsilon) - V_1(\epsilon) \propto \begin{cases} 0 & \text{if } z_0 < z_h, \\ \pi z_h \left(\frac{1}{z_h^4} - \frac{1}{z_0^4} \right) & \text{if } z_0 > z_h. \end{cases} \quad (7)$$

For $z_0 > z_h$ only the BH modes are stable, while for $z_0 < z_h$ the modes of both solutions are stable. If we choose for physical reasons a model BH-BC and BH, a first order phase transition will appear between the two phases with a transition temperature $T = \frac{1}{\pi z_0}$. If we choose BH overall without boundary conditions we will have not phase transition but a crossover. However, choosing overall the BH solution without boundary conditions will lead, as we will show, to zero mass states at $T = 0$ and not to the thermal AdS_5 spectrum. Therefore, if we want to recover the correct spectrum at $T = 0$ we are required to have at least a two phase model with a first order phase transition in the dual scheme..

3 The temperature dependent glueball spectrum with Dirichlet boundary conditions

We next discuss in detail the procedure to get the temperature dependent scalar glueball spectrum with Dirichlet boundary conditions.

3.1 The low temperature phase: BH-Dirichlet

Let us study the solutions of the equation of motion in the BH background, Eq. (5), for $z_h > z_0$. In particular, the behavior of the equation at the origin $z = 0$ can be properly studied with a change of variable $w = z/z_h$:

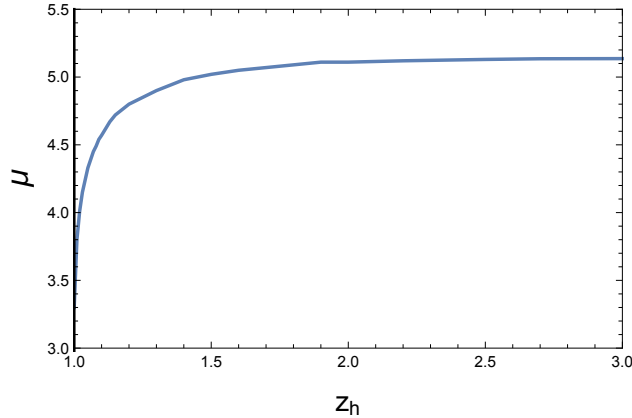


Figure 1: The scalar glueball modes as a function of z_h for $z_0 < z_h$ with Dirichlet boundary conditions. The asymptotic value corresponds to the AdS free metric.

$$\frac{d^2 \phi(w)}{dw^2} + \left(\frac{2}{w} - \frac{5 - w^4}{w(1 - w^4)} \right) \frac{d\phi(w)}{dw} + \left(\frac{\tilde{\mu}^2}{1 - w^4} - \lambda \frac{256w^6}{(1 - w^4)(6 - 2w^4)^2} \right) \phi(w) = 0, \quad (8)$$

where the quantity $\tilde{\mu} = Mz_h$. In order to find the modes of this equation, one needs to integrate from $w = 0$ towards $w_0 \sim z_0/z_h$. The mode at $w = 0$ behaves as

$$\phi(w) \sim Aw^4 + B \quad (9)$$

where A, B are integration constants. We take $A = 1$ and $B = 0$, since different values will change the shape of the mode function but not the mode value, which is our interest at this time. The behavior of the modes as a function of z_h are shown in fig. 1. Here we display μ , i.e. the adimensional mass M/L from which the physical one can be obtained by multiplying it for $L^{-1} = 250$ MeV, for Dirichlet boundary conditions [16]. As one can see, the mass of the glueballs decreases as the temperature increases. For example $\mu = 5.135, 5.00, 4.55$ for $z_h = \infty, 1.5, 1.1$. The asymptotic value corresponds to the asymptotic free metric. In fig. 2 we show the mode

function for different values of z_h . The results confirm that as z_h increases, the AdS-BH metric approaches the AdS free one, as expected. Here, from now on, the numerical evaluations will be performed by fixing $z_0 = 1$ without losing generality. In fact, our main interest is the functional form of the mode functions and not their sizes.

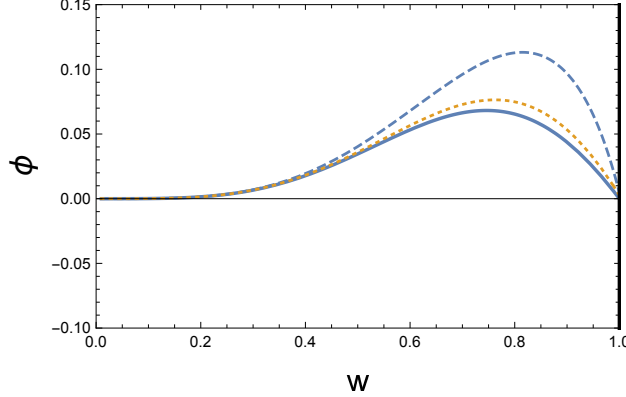


Figure 2: The scalar glueball mode function as a function of $w = z/z_h$ for $z_0 < z_h$ and Dirichlet boundary conditions. We considered as an example $z_0 = 1$ and plot the result corresponding to the AdS_5 space ($T = 0$) (solid), which is related to large z_h , the solution for $z_h = 1.5$ (dotted) and that for $z_h = 1.1$ (dashed).

3.2 The high temperature phase

The next step is to study the solution to Eq. (5) for $z_h < z_0$. Boundary conditions must be imposed at the origin and at the horizon. One has to match the solutions outward from the origin with the inwards from the horizon to get the mode energies and the mode functions. To study the behavior of the solution close to the horizon the following change of variable is convenient: $v = 1 - w^4$. Equation (8) now becomes:

$$\frac{d^2\phi(v)}{dv^2} + \frac{1}{v} \frac{d\phi(v)}{dv} + \frac{1}{16v(1-v)^{3/2}} \left(\tilde{\mu}^2 + \lambda \frac{64(1-v)}{(2-v)^2} \right) \phi(v) = 0. \quad (10)$$

where $v \rightarrow 0$ at the horizon, i.e. $w \rightarrow 1$. The regular solution at $v = 0$ has the form of $\phi(v) = \sum_0^\infty a_n v^n$. Substituting this ansatz into the equation and keeping only terms up to order 3, one obtains recurrence relations for a_i , with $i \geq 1$, the latter functions of the independent a_0 coefficient. For the three first modes one has:

$$\begin{aligned} a_1 &= -\frac{(16\lambda + \tilde{\mu}^2)a_0}{16} \\ a_2 &= \frac{(16\lambda - 3\tilde{\mu}^2)a_0 - (32\lambda + 2\tilde{\mu}^2)a_1}{128} \\ a_3 &= -\frac{(80\lambda + 15\tilde{\mu}^2)a_0 + (64\lambda - 12\tilde{\mu}^2)a_1 - (128\lambda + 8\tilde{\mu}^2)a_2}{1152}. \end{aligned} \quad (11)$$

The approximate solution with these four first terms and its derivative are used as initial conditions for the numerical program at v close to zero. In fig. 3 we show a mode function for mode energy $\tilde{\mu} = 5.53$, $z_h = 0.9$ and $a_0 = -0.179$. The solid line represents the solution from the origin and the dotted line the inward solution from the horizon $w_h = w(z_h) = 1$. $w_0 = 1/z_h$ represents the confinement radius. The BH solution is now fully stable and contained within the confinement region.

It has been shown [16] that the mode energy of the BH solution goes like

$$\mu = \frac{M}{L} = \frac{5.53}{z_h} \quad (12)$$

for any z_h .

Let us stress that once the solution is found, as a function of z_h , the explicit dependence on z_0 is lost. In this case both mode functions and masses do not explicitly depend on z_0 and, thus, the solutions are valid, in principle, for any value of z_h . The confinement radius does not impose any restrictions on the BH solutions. The present findings can be extended for any z_h leading to a crossover at z_0 . However, the mode energies

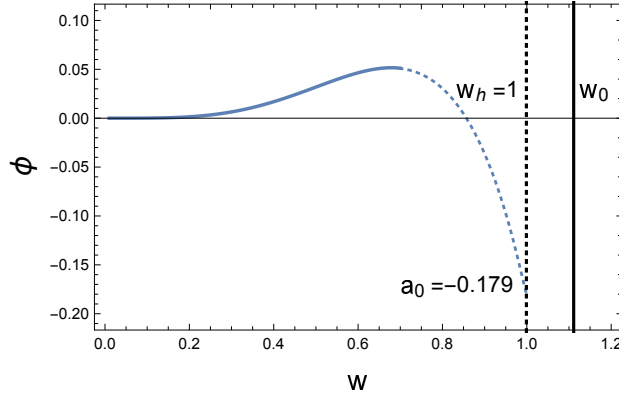


Figure 3: BH mode function for $\tilde{\mu} = 5.53$, $z_h = 0.9$ and $a_0 = -0.179$. The solid curve is the outward solution and the dotted curve is the inward solution.

of these solutions tend to zero asymptotically which does not correspond to phenomenology, see Fig. 4. On the contrary the Dirichlet solutions with BH background, discussed in the previous section, do reproduce the spectrum at zero temperature, within the limitations of the model [16].

3.3 The glueball spectrum as a function of temperature

In Fig. 4 we show the mode energies for the scalar glueball groundstate in the two scenarios BH-Dirichlet and BH as a function of z_h ; recall that $T_h \sim \frac{1}{\pi z_h}$. The BH mode function is continuous at the confinement boundary, while the BH-Dirichlet mode function is only defined for $z_h > z_0$. We see that the former tends to 0 for $T = 0$, while the latter tends to the AdS_5 thermal value at $T = 0$. Therefore a two phase model is motivated by the data, with the BH geometry for $z_h < z_0$ and the BH-Dirichlet geometry for $z_h > z_0$. In these model the two energy mode functions have a jump at the confinement boundary z_0 , thus manifesting the first order phase transition described above. This value of z_0 corresponds in this model to $T = \frac{1}{\pi z_0} \sim 80$ MeV since $L^{-1} = 250$ MeV for Dirichlet boundary conditions [16]. It is well known that the HW models lead to low transition temperatures.

The BH phase describes the deconfined phase in our model. In the confined region the mass of the modes is mostly determined by the boundary conditions at z_0 , while in the deconfined region it is defined by the boundary conditions at the BH horizon z_h . Thus, in our model based on the HW approach the phase transition is determined by boundary conditions and not by the dynamics, i.e. the phases change due to the boundary conditions and not due to a change of the background metric.

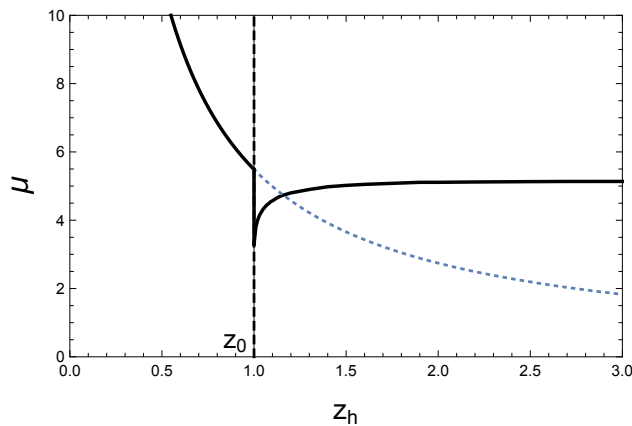


Figure 4: The energy mode associated with the ground state scalar glueball as a function of z_h , in the BH-Dirichlet and BH scenarios. The dotted curve represents the unphysical BH crossover scenario to the low T region.

In Fig. 5 we show the effect of temperature on the excited scalar glueball states. We note that the same phenomenon, observed for the ground state, takes place. In the two phase model a jump in the modes occurs at the transition temperature. Also in these cases one has a non physical crossover scenario.

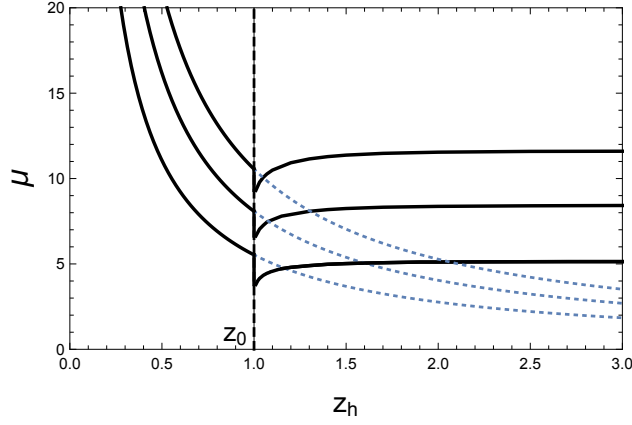


Figure 5: The energy modes associated with the ground state and two excited states as a function of z_h for the scalar glueball in the BH-Dirichlet and BH scenarios (solid) showing the phase transition. The unphysical crossover scenario to the low T region is shown in dotted lines .

In order to conclude the analysis for the Dirichlet boundary conditions we study the tensor glueballs. Let us remark that the HW model at zero temperature predicts that scalar and tensor glueballs are degenerate [8]. However, since in the BH metric the tensor equation differs from the scalar one, recall Eq. (5), once we heat the system their masses will be different, a phenomenon that was also addressed in our previous study of the Herzog type phase transition [9]. In Fig. 6 we show the phase transition for the scalar and tensor glueballs. We stress that the modes are only slightly different at low temperatures because the term proportional to λ in Eq. (5) is small there, but it becomes quite distinct at high temperatures.

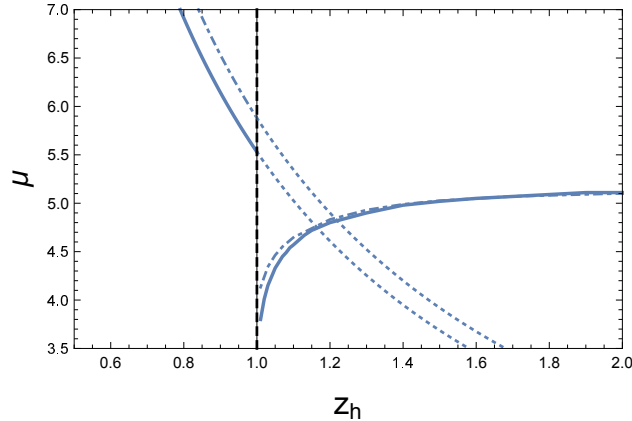


Figure 6: We show the energy modes associated with the ground state scalar and tensor glueballs as a function of z_h in the BH-Dirichlet and in the BH scenarios (solid) and signal the unphysical crossover phenomenon by a dotted curve.

4 The temperature dependent glueball spectrum with Neumann boundary conditions

In this section we describe the dynamics by imposing Neumann boundary conditions at the confinement boundary z_0 to the BH equations of motion, Eq.(5). The resulting mode functions are shown in Fig. 7. The latter, for $z_h < z_0$, coincide with those already shown in Fig. 3. The relative mode energies for the high T region correspond to those shown in Fig. 4 for $z_h < z_0$. In Fig. 8 we plot the variation of the mode energy as a function of z_h comparing with the Dirichlet case . The mode energies vary slowly decreasing as z_h decreases up to the confinement boundary z_0 and grow dramatically as we go below the confinement boundary separating the two scenarios, completely analogous to the Dirichlet case as shown in Fig. 8. The solid curve represents transition of the mode function in the model. The crossing occurs at z_0 which corresponds to a temperature $T \sim 92$ MeV, since $L^{-1} = 290$ MeV for the Neumann boundary conditions [16]. We note that this temperature

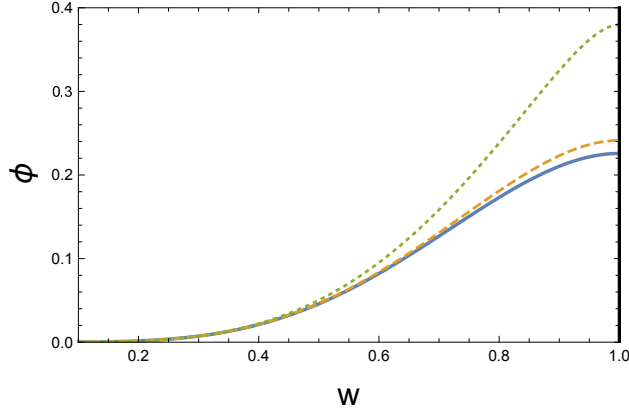


Figure 7: The functional modes associated with the ground state scalar as a function of w for three values of $z_h = 2.0$ (dotted) , 1.5 (dashed), 1.1 (solid).

is again low. One could proceed by studying excitations and the tensor components but the behavior of the mode function would be similar as before, only the magnitudes would change.

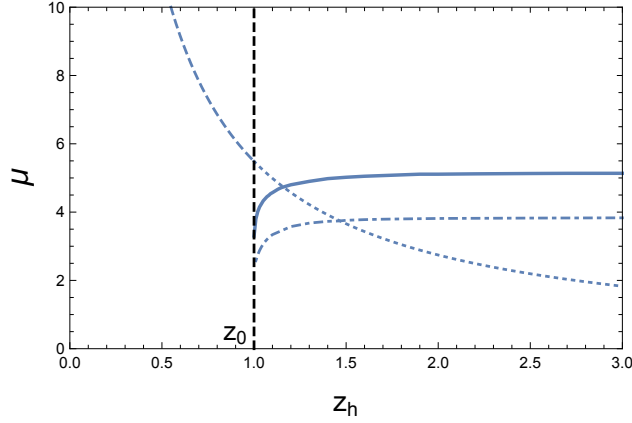


Figure 8: The energy modes associated with the scalar glueball as a function of z_h , for the Dirichlet (dotdashed) and Neumann (solid) at low temperature and in the BH scenario (dashed), which is equal in both scenarios. We also signal the unphysical crossover phenomenon by a dotted curve.

5 Analysis of the transition

Let us analyze the obtained phase transition from the perspective of a non relativistic model of two heavy gluons of mass m coupled by a confining potential of the form [22]

$$V(r) = 2m(1 - e^{-r/r_s}). \quad (13)$$

By introducing this potential we are assuming that the glueball is confined bellow $2m$. In this case the reduced Schödinger equation can be written as

$$\frac{d^2\chi}{dr^2} = m(V(r) - E)\chi, \quad (14)$$

where the wave function Ψ is related to the reduced wave function χ by $\Psi = \frac{\chi}{r}$. This equation will provide the glueball masses for each temperature by relating the potential to z_h by equating the glueball masses obtained from the solution of the Schrödinger equation to to the AdS_5 model modes via the scale L . We do this analysis for Dirichlet boundary conditions only. To be more specific, we take for z_h the corresponding mode value and transform it into a gluon mass M_G dividing by $L^{-1} = 250$ MeV. We solve Eq.(14) for different values of r_s until $E = M_G$. In this way we find a functional form of the potential parameter r_s in terms of z_h . We assume that the gluon mass m does not change with temperature and take the value $m = 1$ GeV used in ref. [22]. In Fig. 9 we show the functional relation of r_s on z_h both for the Hawking-Page transition model (HP) [9, 12] (dotted)

and for the present model (BHD) (solid). The HP model has a phase transition at $z_{HP} = \frac{z_0}{2^{1/4}}$, while the BHD model the transition at $z_h = z_0$, as proven. However, the two models coincide beyond the Herzog temperature [12] (dotdashed).

In Fig. 10 we describe how the confinement potential of the Cornwall model is altered as we increase the temperature. To this aim, we plot the potential for four values of z_h : AdS Thermal (solid), $z_h = 1.05z_0$ slightly to the right of the transition temperature (dotdashed), $z_h = 0.95$ slightly to the left of the transition point (dashed), and finally for very high temperature (dotted). As we approach the transition temperature from below the binding becomes stronger and the glueball mass decreases. At the transition temperature there is a jump and the mass of the glueball increases above the thermal value and from then on keeps on increasing until for very high temperature the binding becomes vanishingly small and the mass of the glueball become $2m$, that of two free gluons. The potential becomes wider before the phase transition increasing the binding energy, and narrower after the phase transition decreasing the binding energy, until the mass of the glueball becomes that of two free gluons.

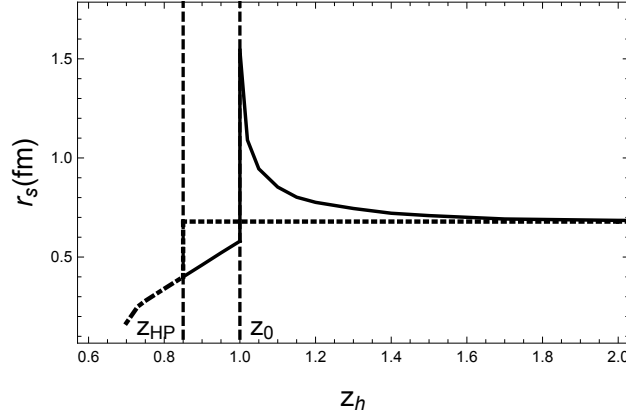


Figure 9: The dependence of the potential strength parameter r_s as a function of z_h for the HP (dotted) before the phase transition for the CM (dashed) and for both models when they are equal (dotdashed).

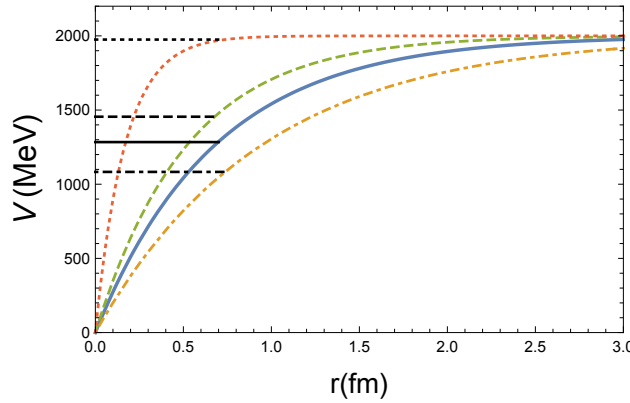


Figure 10: We show the confinement potential for four temperatures. For zero temperature (solid), slightly below the transition point (dotdashed), slightly above the phase transition (dashed) and for very large temperature with small binding energy (dotted). The lines represent the glueball masses for each potential with the same symbols.

Let us try to understand this deconfinement behavior in terms of a lattice string tension, i.e., two gluons kept together by a flux tube. We define the string tension in this potential model as

$$\sigma = \frac{|E_B|}{R}, \quad (15)$$

where E_B is the binding energy and R the mean square radius of the system. In Fig. 11 we plot the string tension as a function of z_h . In the BHD model the string tension decreases after the transition temperature and coincides with that of the HP model after the Herzog temperature. The string tension is discontinuous at the transition temperature, decreasing thereafter and vanishing after total deconfinement.

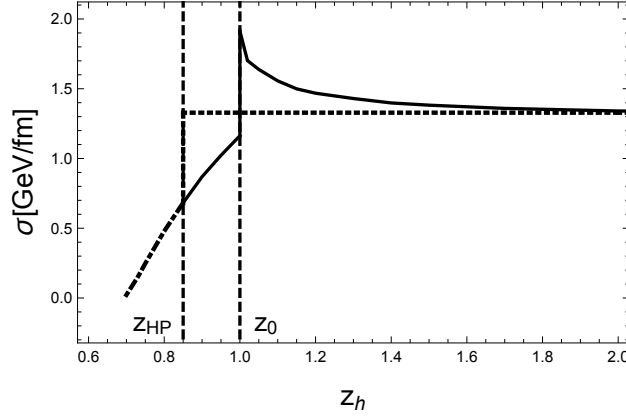


Figure 11: The behavior of the string tension for the HM (dotted) and CO (dashed) models when they differ and (dotdashed) when they coincide.

It is important to point out that in the potential model the Schrödinger equation ceases to have solutions for values of the glueball mass above $2m$, as expected in this simple non relativistic approach. Therefore, in defining the shape of the potential, Eq.(13), we have introduced a cutoff in the AdS high temperature spectrum to eliminate the glueballs with masses above $2m$, which appear in our formalism. In fact, the holographic model has glueball solutions for temperatures above the transition temperature both the HP and the BHD in line with the arguments of Shuryak and Zahed [17].

To recapitulate, we can conclude that to this order in the $1/N$ expansion, the AdS model leads to an infinite bound potential, without any possible $2m$ cut-off. We can interpret these results as the creation of 3, 4, n gluon glueballs at high temperatures without deconfinement, and therefore, this specific holographic mode does not allow to reach the Quark Gluon Plasma.

6 Conclusions

Holographic models describe the QCD deconfinement transition as a Hawking-Page transition from AdS thermal to a BH phase [12]. We recently investigated how this phase transition affects the glueball spectrum in the HW model where the scalar and tensor glueballs are described as gravitons [9]. We found that the glueball mass grows rapidly as we increase the temperature above the phase transition temperature. In our approach the bound state structure does not disappear, and the mass of the glueballs becomes higher than that of a fixed number of free valence gluons. The model thus requires the implementation of a second phase transition to describe the Quark Gluon Plasma. The resulting scenario is similar to a phase transition ala Shuryak-Zahed where massive, even colored states could appear before total deconfinement [17]. These HP models lead to a first order phase transition to deconfinement, with no temperature dependence before the phase transition.

In this work we have followed the same approach as in our previous investigation by studying the behavior of the glueball states as we increase temperature. We use again an HW type model because it simplifies the study considerably and is very indicative of how holography describes the transition, despite the fact that they are qualitatively not very successful. The main difference with respect to our previous calculation [9] is that we use the BH metric for all values of the temperature. For the BH radius z_h greater than the confinement radius z_0 , i.e. for small temperatures, we force the solution to be secluded into the physical volume $0 < z < z_0$ by imposing on the BH solution Dirichlet or Neumann boundary conditions at z_0 . In this way we introduce temperature dependence in the confining region. For $z_h < z_0$ we solve the BH solution up to the BH radius z_h , however the BH solution exists also beyond z_0 . Recall that $T \sim \frac{1}{\pi z_h}$.

The solution for the first scenario coincides asymptotically, for $z_h \rightarrow \infty$, with the AdS thermal solution. When the temperature increases the mass of the glueballs decrease very slowly until $z_h = z_0$ where they reach a finite value (see Fig. 4). On the other hand the BH energy mode diverges at the origin $z_h \rightarrow 0$ and decreases towards zero at $z_h \rightarrow \infty$. At z_0 there is a phase transition which we have proven is first order.

In the new scheme we see the same phenomenon arising as in our previous calculation, namely an increase in the glueball masses associated with the reduction of the gluon interaction that leads to higher glueball masses. Since our model is equivalent to a rising potential the glueball masses tend to infinity at very high temperature. It is clear that the softening of the potential and the deconfinement of the gluons is not contemplated in the model. The model points, as in our previous calculation, to a complicated bound state scenario after the transition temperature leading to QGP at higher temperatures. The gluons at some temperature are escaping the well as their glueball masses become larger than the constituent gluon masses. The higher the initial glueball

masses the sooner the gluons will be liberated.

In order to understand the AdS models in physical terms we have introduced a potential model to determine the mass of a glueball formed by two valence gluons. The potential model is constructed to produce deconfinement at $2m$ [22]. We have forced the AdS glueball masses into this potential shape finding in this way the dependence of the potential parameter with temperature. We have described in this way the HP and the BH transitions for the string tension, which vanishes at deconfinement. We see that glueballs still exist beyond the transition temperatures only ceasing to exist when they reach the deconfinement cut-off. Thus in this way of proceeding we have generated a model with two transitions, one governed by the AdS dynamics and a second by the imposed cut-off.

Acknowledgements

This work was supported in part by *i*) Ministerio de Ciencia e Innovación and Agencia Estatal de Investigación of Spain MCIN/AEI/10.13039/501100011033, European Regional Development Fund Grant No. PID2019-105439 GB-C21 and by GVA PROMETEO/2021/083; *ii*) the European Union's Horizon 2020 research and innovation programme under grant agreement STRONG - 2020 - No 824093. VV would like to thank the hospitality of the INFN-Perugia during the development of this investigation.

References

- [1] Juan Martin Maldacena. The Large N limit of superconformal field theories and supergravity. Int. J. Theor. Phys., 38:1113–1133, 1999. [Adv. Theor. Math. Phys.2,231(1998)].
- [2] Edward Witten. Anti-de Sitter space, thermal phase transition, and confinement in gauge theories. Adv. Theor. Math. Phys., 2:505–532, 1998.
- [3] Joseph Polchinski and Matthew J. Strassler. The String dual of a confining four-dimensional gauge theory. 2000.
- [4] Stanley J. Brodsky and Guy F. de Téramond. Light-front hadron dynamics and AdS/CFT correspondence. Phys. Lett., B582:211–221, 2004.
- [5] Joshua Erlich, Emanuel Katz, Dam T. Son, and Mikhail A. Stephanov. QCD and a holographic model of hadrons. Phys. Rev. Lett., 95:261602, 2005.
- [6] Leandro Da Rold and Alex Pomarol. Chiral symmetry breaking from five dimensional spaces. Nucl. Phys., B721:79–97, 2005.
- [7] Henrique Boschi-Filho, Nelson R. F. Braga, and Hector L. Carrion. Glueball Regge trajectories from gauge/string duality and the Pomeron. Phys. Rev., D73:047901, 2006.
- [8] Matteo Rinaldi and Vicente Vento. Scalar and Tensor Glueballs as Gravitons. Eur. Phys. J., A54:151, 2018.
- [9] Matteo Rinaldi and Vicente Vento. Meson and glueball spectroscopy within the graviton soft wall model. Phys. Rev. D, 104(3):034016, 2021.
- [10] Y. Aoki, G. Endrodi, Z. Fodor, S. D. Katz, and K. K. Szabo. The Order of the quantum chromodynamics transition predicted by the standard model of particle physics. Nature, 443:675–678, 2006.
- [11] Jana N. Guenther. Overview of recent lattice QCD results: phase diagram, fluctuations and strangeness. EPJ Web Conf., 259:02002, 2022.
- [12] Christopher P. Herzog. A Holographic Prediction of the Deconfinement Temperature. Phys. Rev. Lett., 98:091601, 2007.
- [13] K. Kajantie, T. Tahkokallio, and Jung-Tay Yee. Thermodynamics of AdS/QCD. JHEP, 01:019, 2007.
- [14] Pietro Colangelo, Floriana Giannuzzi, and Stefano Nicotri. Holographic Approach to Finite Temperature QCD: The Case of Scalar Glueballs and Scalar Mesons. Phys. Rev. D, 80:094019, 2009.
- [15] Nelson R. F. Braga and Luiz F. Ferreira. Thermal spectrum of pseudo-scalar glueballs and Debye screening mass from holography. Eur. Phys. J. C, 77(10):662, 2017.

- [16] Matteo Rinaldi and Vicente Vento. Glueballs at high temperature within the hard-wall holographic model. Eur. Phys. J. C, 82(2):140, 2022.
- [17] Edward V. Shuryak and Ismail Zahed. Rethinking the properties of the quark gluon plasma at T approximately $T(c)$. Phys. Rev. C, 70:021901, 2004.
- [18] David Mateos, Robert C. Myers, and Rowan M. Thomson. Holographic phase transitions with fundamental matter. Phys. Rev. Lett., 97:091601, 2006.
- [19] Henrique Boschi-Filho, Nelson R. F. Braga, and Cristine N. Ferreira. Heavy quark potential at finite temperature from gauge/string duality. Phys. Rev. D, 74:086001, 2006.
- [20] Neil R. Constable and Robert C. Myers. Spin two glueballs, positive energy theorems and the AdS / CFT correspondence. JHEP, 10:037, 1999.
- [21] Richard C. Brower, Samir D. Mathur, and Chung-I Tan. Glueball spectrum for QCD from AdS supergravity duality. Nucl. Phys. B, 587:249–276, 2000.
- [22] J. M. Cornwall and A. Soni. Glueballs as Bound States of Massive Gluons. Phys. Lett. B, 120:431, 1983.