

Risk Sensitive Filtering with Randomly Delayed Measurements [★]

Ranjeet Kumar Tiwari^{* a}, Shovan Bhaumik^a

^a*Department of Electrical Engg., Indian Institute of Technology Patna, Patna, India*

Abstract

Conventional Bayesian estimation requires an accurate stochastic model of a system. However, this requirement is not always met in many practical cases where the system is not completely known or may differ from the assumed model. For such a system, we consider a scenario where the measurements are transmitted to a remote location using a common communication network and due to which, a delay is introduced while receiving the measurements. The delay that we consider here is random and one step maximum at a given time instant. For such a scenario, this paper develops a robust estimator for a linear Gaussian system by minimizing the risk sensitive error criterion that is defined as an expectation of the accumulated exponential quadratic error. The criteria for the stability of the risk sensitive Kalman filter (RSKF) are derived and the results are used to study the stability of the developed filter. Further, it is assumed that the latency probability related to delay is not known and it is estimated by maximizing the likelihood function. Simulation results suggest that the proposed filter shows acceptable performance under the nominal conditions, and it performs better than the Kalman filter for randomly delayed measurements and the RSKF in presence of both the model uncertainty and random delays.

Key words: Risk sensitive filtering; randomly delayed measurements; optimal filtering.

1 Introduction

An optimal solution which is popularly known as the Kalman filter (KF) is available to estimate the state of a linear Gaussian system [1]. However, it needs to be modified if the measurements are received with random delays [19]. Consequently, a considerable amount of research work is reported in literature for estimating the states of a linear Gaussian system with randomly delayed measurements [24,16,15]. An unbiased minimum variance filtering solution is discussed in [19] for a linear Gaussian system with one step random delay in measurements. For the system with bounded measurements delay and packet drops, a minimum variance filter with the state augmentation approach is proposed in [22]. The authors of [11] used the linear temporal coding technique to design an optimal linear estimator for a networked system with packet dropping events. The works in [28] and [23] dealt with the measurements which are randomly delayed but time stamped. The authors in [28]

has adopted a method of measurement reorganization for designing the optimal estimator, whereas [23] has used the state augmentation method. Note that none of the above works entertains the model uncertainty in its process dynamics.

Many a time in real practice, the system does not adhere to the assumed model, and the value of its model parameters deviates from the nominal. For such systems, several robust estimators based on different cost functions have been reported in literature [9,10,27,7,3,20]. A study on the state estimation of a linear Gaussian system with exponential performance criteria is carried out in [13] to tackle a deterministic model uncertainty. The dynamic programming method with the same performance criterion is proposed in [21] to provide the required robustness. The authors in [8] and [4] considered the risk sensitive filtering solutions to handle such uncertainty in system. However, none of these works has addressed the simultaneous presence of random delays in measurements and the uncertainty in system model while designing a state estimator.

[★] This paper was not presented at any IFAC meeting. Corresponding author R. K. Tiwari.

Email addresses: ranjeet.pee16@iitp.ac.in (Ranjeet Kumar Tiwari^{*}), shovan.bhaumik@iitp.ac.in (Shovan Bhaumik).

The model uncertainty that we are entertaining in this work is a part of the plant dynamics and implies that the values of one or more process parameters deviate from

the nominal ones and are not known correctly. These uncertainties in their values are deterministic, arbitrary, and unknown. This should not be confused with the process noise, which is a random sequence with known distribution. The measurements are randomly delayed with one step maximum at a given time instant, and it is modeled with help of the Bernoulli random variables. This work considers the exponential of the squared estimation errors, both the past and the present, as a cost function and presents a framework to obtain a general solution. Subsequently, the cost function is minimized for a linear Gaussian system with above descriptions and we receive a closed form recursive solution.

Further, it is assumed that the latency probability of the random delays is not known, and we propose a method to estimate it based on the joint density of the received measurements. This paper also establishes the stability of the RSKF using the uniformly complete controllability and observability condition. This result is further utilized to analyze the stability of the proposed method and presented in the form a conjecture. The developed estimator converges to the RSKF in absence of random delays in measurements and becomes the KF in absence of both the random delays and the model uncertainty.

The proposed filter is applied to two linear estimation problems and its performance is compared with that of the RSKF [4] and the Kalman filter for randomly delayed measurements (KF-RD) [19]. The simulation results suggest that the proposed filter shows acceptable performance (comparable to the Kalman filter) under the nominal conditions and performs better than the KF-RD and the RSKF when the system deviates from the nominal attributions.

The specific contributions of this paper over the existing works can be summarized as follows:

- (i) It derives a closed form solution for a linear Gaussian system in presence of the model uncertainty in process dynamics and single step random delays in the measurements.
- (ii) The latency probability in measurement model is also estimated by maximizing the likelihood of the received measurements.
- (iii) Further, it establishes the stability criteria of the RSKF and then utilize the result to justify the stability of the proposed filter.

The rest of the paper is organized as follows. A recursive Bayesian framework using the information state and the risk sensitive error criteria for a system with the model uncertainty and random delays in measurements is presented in Section 2. Section 3 uses the framework developed in the previous section and derives the recursive algorithm of the proposed filter. Section 4 discusses the stability of both the RSKF and the proposed filter. The estimation of latency parameter for randomly delayed

measurements is presented in Section 5. In Section 6, the simulations results are listed. Finally, the paper ends with a brief conclusion.

2 Risk sensitive filtering with randomly delayed measurements

Let us consider a discrete time nonlinear system, modeled with the following process and measurement equation:

$$x_k = f_{k-1}(x_{k-1}) + w_{k-1}, \quad (1)$$

$$z_k = h_k(x_k) + v_k, \quad (2)$$

where the state $x_k \in \mathbb{R}^{n_x}$, the measurement $z_k \in \mathbb{R}^{n_z}$, $f_k : \mathbb{R}^{n_x} \rightarrow \mathbb{R}^{n_x}$, and $h_k : \mathbb{R}^{n_x} \rightarrow \mathbb{R}^{n_z}$. The process noise w_{k-1} and the measurement noise v_k are independent and identically distributed (i.i.d.) random processes with arbitrary but known probability density function (pdf). We consider that the actual system differs from the assumed model and follows the following process dynamics:

$$x_k = f_{k-1}(x_{k-1}) + \Delta f_{k-1}(x_{k-1}) + w_{k-1}, \quad (3)$$

where $\Delta f_{k-1}(x_{k-1})$ represents an arbitrary, deterministic and unknown process modeling error.

The measurements are assumed to be transmitted over a common communication channel to a remotely located estimation center and owing to the limited bandwidth of the channel, a delay is introduced during the transmission. We assume that the delays are random in nature and the maximum extent of it is one step. The received measurement, y_k , can be modeled as [19]

$$y_k = (1 - \beta_k)z_k + \beta_k z_{k-1}, \quad (4)$$

where β_k are the i.i.d. random sequences that follow the Bernoulli distribution with $\mathbb{E}[\beta_k] = \alpha_k$, and $\mathbb{E}[\beta_i \beta_j^\top] = \mathbb{E}[\beta_i] \mathbb{E}[\beta_j]$, $\forall i \neq j$.

2.1 Approach

Our objective is to find an optimal posterior estimate $\hat{x}_{k|k}^*$ recursively from the remotely received measurements $y_{1:k}$ for the underlying system described in (1-4). We consider a risk sensitive cost criterion given by

$$J_k(\hat{x}_{k|k}|y_{1:k}) = \mathbb{E}_\beta \mathbb{E}_x \left[\exp \left(\sum_{i=1}^{k-1} \mu_{1,i} e_{i|i}^{\top} e_{i|i}^* + \mu_{2,k} e_{k|k}^{\top} e_{k|k} \right) \right], \quad (5)$$

where the posterior estimation error is $e_{i|i}^* = (x_i - \hat{x}_{i|i}^*)$. $\hat{x}_{i|i}$ denotes the posterior estimated state at time step i .

$\mu_{1,i} \geq 0$ and $\mu_{2,i} > 0$ are two time varying risk parameters used for scaling the past errors and the present error, respectively. \mathbb{E}_x and \mathbb{E}_β denote the expectations over the posterior density of x_k , and the statistics of β_k , respectively. Hereafter, for simplicity $\mathbb{E}_\beta \mathbb{E}_x[\cdot]$ will be written as $\mathbb{E}[\cdot]$. We seek the state estimate at each time step which minimizes the cost function expressed in (5), that is

$$\hat{x}_{k|k}^* = \arg \min_{\hat{x}_{k|k}} J_k(\hat{x}_{k|k}|y_{1:k}). \quad (6)$$

Remark 1. Note that the posterior density of the state is $p(x_k|y_{1:k}) \propto p(y_k|x_k, x_{k-1})p(x_k|x_{k-1})$, where the densities, $p(y_k|x_k, x_{k-1})$ and $p(x_k|x_{k-1})$, are constructed using the process and measurement equations, and the pdf of v_k and w_{k-1} .

2.2 General framework

In this subsection, we work out a general framework for the solution of (6) by using the two step Bayesian framework for the risk sensitive error criterion. The joint posterior density with the delayed measurements, $y_{1:k}$, can be written as:

$$\begin{aligned} p(x_{0:k}|y_{1:k}) &= \frac{p(x_{0:k}, y_{1:k})}{p(y_{1:k})} \\ &= \frac{p(y_k|x_{0:k}, y_{1:k-1})p(x_{0:k}, y_{1:k-1})}{p(y_k|y_{1:k-1})p(y_{1:k-1})} \\ &= \frac{p(y_k|x_{0:k}, y_{1:k-1})p(x_{0:k}|y_{1:k-1})p(y_{1:k-1})}{p(y_k|y_{1:k-1})p(y_{1:k-1})} \\ &= \gamma_k p(y_k|x_{0:k}, y_{1:k-1})p(x_{0:k}|y_{1:k-1}), \end{aligned} \quad (7)$$

where $\gamma_k = 1/p(y_k|y_{1:k-1})$, and $p(y_k|y_{1:k-1}) = \int p(y_k|x_{0:k}, y_{1:k-1})p(x_{0:k}|y_{1:k-1})dx_{0:k}$ is a normalizing constant. From (2) and (4), it is clear that the current measurement y_k is correlated with the current state x_k as well as previous state x_{k-1} . Thus, assuming y_k , conditioned on x_k and x_{k-1} , is independent of the previous measurements, $y_{1:k-1}$, and the states, $x_{0:k-1}$, we can write $p(y_k|x_{0:k}, y_{1:k-1}) = p(y_k|x_k, x_{k-1})$. Assuming $\hat{x}_{0|0}^*, \dots, \hat{x}_{k-1|k-1}^*$ are already known at the time step k in (7), we write the marginal density of state as

$$p(x_k|y_{1:k}) = \gamma_k p(y_k|x_k, x_{k-1})p(x_k|y_{1:k-1}). \quad (8)$$

Again, using the Chapman-Kolmogorov integral for $p(x_k|y_{1:k-1})$, Eq. (8) can be rewritten as

$$\begin{aligned} p(x_k|y_{1:k}) &= \gamma_k p(y_k|x_k, x_{k-1}) \int p(x_k|x_{k-1}) \\ &\quad \times p(x_{k-1}|y_{1:k-1})dx_{k-1}. \end{aligned} \quad (9)$$

Information state: Consider a set of information, $\mathcal{I}_k = \{y_{1:k}, e_{1|1}, \dots, e_{k-1|k-1}\}$ [2], is available at any time step

k . The information state is defined as

$$\sigma_k \triangleq p(x_k|I_k) = \exp\left(\sum_{i=0}^{k-1} \mu_{1,i} e_{i|i}^\top e_{i|i}\right) p(x_k|y_{1:k}), \quad (10)$$

where $\sigma_0 = p(x_0)$. Now, substituting (9) into (10) yields

$$\begin{aligned} \sigma_k &= \gamma_k p(y_k|x_k, x_{k-1}) \\ &\quad \times \int p(x_k|x_{k-1}) \exp(\mu_{1,k-1} e_{k-1|k-1}^\top e_{k-1|k-1}) \\ &\quad \times \exp\left(\sum_{i=0}^{k-2} \mu_{1,i} e_{i|i}^\top e_{i|i}\right) p(x_{k-1}|y_{1:k-1}) dx_{k-1}, \\ &= \gamma_k p(y_k|x_k, x_{k-1}) \int p(x_k|x_{k-1}) \\ &\quad \times \exp(\mu_{1,k-1} e_{k-1|k-1}^\top e_{k-1|k-1}) \sigma_{k-1} dx_{k-1}. \end{aligned} \quad (11)$$

We define the predicted information state density, $p(x_k|\mathcal{I}_{k-1}, e_{k-1|k-1})$, as

$$\begin{aligned} p(x_k|\mathcal{I}_{k-1}, e_{k-1|k-1}) &= \int p(x_k|x_{k-1}) \\ &\quad \times \exp(\mu_{1,k-1} e_{k-1|k-1}^\top e_{k-1|k-1}) \sigma_{k-1} dx_{k-1}. \end{aligned} \quad (12)$$

From (11), we can write the posterior density for the information state as

$$\sigma_k \triangleq p(x_k|\mathcal{I}_k) = \gamma_k p(y_k|x_k, x_{k-1}) p(x_k|\mathcal{I}_{k-1}, e_{k-1|k-1}). \quad (13)$$

Further, the cost function defined in (5) can be written as

$$\begin{aligned} J_k(\hat{x}_{k|k}|y_{1:k}) &= \int \exp\left(\sum_{i=1}^{k-1} \mu_{1,i} e_{i|i}^\top e_{i|i} + \mu_{2,k} e_{k|k}^\top e_{k|k}\right) \\ &\quad \times p(x_k|y_{1:k}) dx_k, \end{aligned}$$

and by (10), the above equation reduces to

$$J_k(\hat{x}_{k|k}|y_{1:k}) = \int \exp(\mu_{2,k} e_{k|k}^\top e_{k|k}) \sigma_k dx_k. \quad (14)$$

When the Eq. (6) is solved recursively with the help of (12)-(14), we receive risk sensitive estimates for the randomly delayed measurements. Note that the Eq. (14) is an exponential quadratic cost function that explicitly considers only the present error. If the underlying system is linear and the noises are Gaussian, a closed form solution can be obtained. However, for a nonlinear system, the posterior density often becomes numerically intractable and usually, an approximate solution is approached.

Remark 2. Although $p(x_k|\mathcal{I}_k)$ is an unnormalized density, it doesn't change the value of estimate $\hat{x}_{k|k}$ for which (14) is minimum [4].

Remark 3. It can be observed that for a risk neutral case, $\mu_{1,k-1} = 0$, and $\mu_{2,k} > 0$, $p(x_k|\mathcal{I}_k)$ equals the $p(x_k|y_{1:k})$, and the cost function $J_k(\hat{x}_{k|k}|y_{1:k})$ reduces to a standard exponential quadratic function.

3 Risk sensitive filtering for a linear Gaussian system with randomly delayed measurements

In this section, we use the general framework presented in previous section for a linear Gaussian system with randomly delayed measurements and derive a closed form solution of the estimate. A discrete time linear system with model uncertainty is given by:

$$x_k = (A_{k-1} + \Delta A_{k-1})x_{k-1} + w_{k-1}, \quad (15)$$

$$z_k = C_k x_k + v_k, \quad (16)$$

where w_{k-1} and v_k are zero mean, white Gaussian and mutually independent noise sequences with covariances Q_{k-1} and R_k , respectively. The delayed measurement, y_k , is the same as defined in (4). The initial state x_0 is also assumed to follow a Gaussian distribution and mutually independent of w_{k-1} , v_k and β_k . A_{k-1} is the matrix for transitioning x_{k-1} to x_k and is considered to be invertible. ΔA_{k-1} is an arbitrary, deterministic and unknown modeling uncertainty. We further assume that if A_k^{-1} exists, then, $(A_k + \Delta A_k)^{-1}$ also exists for all permissible values of ΔA_k . Moreover, the matrices A_k , $A_k + \Delta A_k$ and C_k are assumed to be bounded for all $k \geq 0$, i.e. they hold the following inequalities:

$$\begin{aligned} 0 \leq (A_k + \Delta A_k)^\top (A_k + \Delta A_k) &\leq \kappa_1 \mathbf{I}, \\ \text{and } 0 \leq C_k^\top C_k &\leq \kappa_2 \mathbf{I}, \end{aligned} \quad (17)$$

where κ_1 and κ_2 are real positive constants.

Remark 4. The ΔA_{k-1} represents the deviation of the process model from its nominal one. Note that, since ΔA_{k-1} is unknown to the estimator, the estimator works only with the nominal process dynamics (i.e. A_{k-1}) for transitioning the states.

3.1 Risk sensitive estimate with delayed measurements

In order to obtain the state estimate, $\hat{x}_{k|k}$, for a linear and Gaussian system, Eqs. (12) and (13) are realized and the cost function $J_k(\hat{x}_{k|k}|y_{1:k})$ is minimized. We assume that σ_k is an unnormalized Gaussian distribution, provided $\mu_{1,k-1}$ is a sufficiently small non-negative number [4]. This assumption can be justified as $\sigma_0 = p(x_0)$ follows the Gaussian distribution and at the end of this subsection, it is established that σ_k is Gaussian if σ_{k-1}

is taken as a Gaussian density. The prior risk sensitive estimate for the linear system described by (15) and (4) is derived below.

Theorem 1 *The predicted mean and the error covariance for the system described by Eqs. (15) and (4) are given by*

$$\begin{aligned} \hat{x}_{k|k-1} &= A_{k-1} \hat{x}_{k-1|k-1}, \\ \Sigma_{k|k-1} &= A_{k-1} (\Sigma_{k-1|k-1}^{-1} - 2\mu_{1,k-1} \mathbf{I})^{-1} A_{k-1}^\top + Q_{k-1}, \end{aligned} \quad (18)$$

where $\Sigma_{k-1|k-1}$ is the posterior error covariance at the time step $k-1$.

Proof. To compute the predicted estimate, we use the framework of the predicted information state density given in Eq. (12). Considering σ_{k-1} is a Gaussian density, we have

$$\begin{aligned} \sigma_{k-1} &= \gamma_{k-1|k-1} (2\pi)^{-n_x/2} |\Sigma_{k-1|k-1}|^{-1/2} \exp \left(-\frac{1}{2} \times \right. \\ &\quad \left. (x_{k-1} - \hat{x}_{k-1|k-1})^\top \Sigma_{k-1|k-1}^{-1} (x_{k-1} - \hat{x}_{k-1|k-1}) \right). \end{aligned} \quad (19)$$

Substituting (19) in (12) yields

$$\begin{aligned} p(x_k|\mathcal{I}_{k-1}, e_{k-1|k-1}) &= \gamma_{k-1|k-1} (2\pi)^{-n_x/2} |\Sigma_{k-1|k-1}|^{-1/2} \int p(x_k|x_{k-1}) \\ &\quad \times \exp \left[-\frac{1}{2} \left((x_{k-1} - \hat{x}_{k-1|k-1})^\top \Sigma_{k-1|k-1}^{-1} \right. \right. \\ &\quad \times (x_{k-1} - \hat{x}_{k-1|k-1}) + (x_{k-1} - \hat{x}_{k-1|k-1})^\top (-2\mu_{1,k-1} \mathbf{I}) \\ &\quad \left. \left. \times (x_{k-1} - \hat{x}_{k-1|k-1}) \right) \right] dx_{k-1}. \end{aligned}$$

Using the distributive property of matrices on the terms inside the exp[·], we can rewrite the above equation as

$$\begin{aligned} p(x_k|\mathcal{I}_{k-1}, e_{k-1|k-1}) &= \gamma_{k-1|k-1} (2\pi)^{-n_x/2} |\Sigma_{k-1|k-1}|^{-1/2} \int p(x_k|x_{k-1}) \\ &\quad \times \exp \left[-\frac{1}{2} \left((x_{k-1} - \hat{x}_{k-1|k-1})^\top (\Sigma_{k-1|k-1}^{-1} - 2\mu_{1,k-1} \mathbf{I}) \right. \right. \\ &\quad \left. \left. \times (x_{k-1} - \hat{x}_{k-1|k-1}) \right) \right] dx_{k-1}, \end{aligned} \quad (20)$$

where $\mu_{1,k-1}$ is a non-negative real number with $|\Sigma_{k-1|k-1}^{-1} - 2\mu_{1,k-1} \mathbf{I}| > 0$ or $2\mu_{1,k-1} \Sigma_{k-1|k-1} < \mathbf{I}$ for every k . Clearly, the exponential part of (20) represents a Gaussian distribution and any factor required to make it a normalized distribution can be adjusted into the

constant outside the integral. Eq. (20) can be rewritten as

$$p(x_k|I_{k-1}, e_{k-1|k-1}) = \gamma_{k|k-1} \int p(x_k|x_{k-1}) \times \mathcal{N}(x_{k-1}; \hat{x}_{k-1|k-1}, (\Sigma_{k-1|k-1}^{-1} - 2\mu_{1,k-1}\mathbf{I})^{-1}) dx_{k-1}. \quad (21)$$

Using the assumed process dynamics given in (15), we have $p(x_k|x_{k-1}) = \mathcal{N}(x_k; A_{k-1}x_{k-1}, Q_{k-1})$ [12]. Now, substituting this in (21) and applying the Gaussian product theorem (see Theorem 2.1 of [5]), we can write

$$p(x_k|I_{k-1}, e_{k-1|k-1}) = \gamma_{k|k-1} \int \mathcal{N}(x_k; \mathbf{M}, \mathbf{S}) \times \mathcal{N}(x_{k-1}; \mathbf{M}_1, \mathbf{S}_1) dx_{k-1}, \quad (22)$$

where

$$\begin{aligned} \mathbf{M} &= A_{k-1}\hat{x}_{k-1|k-1}, \\ \mathbf{S} &= A_{k-1}(\Sigma_{k-1|k-1}^{-1} - 2\mu_{1,k-1}\mathbf{I})^{-1}A_{k-1}^\top + Q_{k-1}, \\ G &= (\Sigma_{k-1|k-1}^{-1} - 2\mu_{1,k-1}\mathbf{I})^{-1}A_{k-1}^\top\mathbf{S}^{-1}, \\ \mathbf{M}_1 &= \hat{x}_{k-1|k-1} + G(x_k - A_{k-1}\hat{x}_{k-1|k-1}), \\ \mathbf{S}_1 &= (\Sigma_{k-1|k-1}^{-1} - 2\mu_{1,k-1}\mathbf{I})^{-1} \\ &\quad - GA_{k-1}(\Sigma_{k-1|k-1}^{-1} - 2\mu_{1,k-1}\mathbf{I})^{-1}. \end{aligned}$$

The Gaussian distribution $\mathcal{N}(x_k; \cdot)$ is a function of x_k and can be kept outside the integral. Using the property of the normalized distribution, $\int \mathcal{N}(x_{k-1}; \cdot) dx_{k-1} = 1$, $p(x_k|\mathcal{I}_{k-1}, e_{k-1|k-1})$ in (22) can be obtained up to a normalizing constant as

$$p(x_k|\mathcal{I}_{k-1}, e_{k-1|k-1}) \sim \mathcal{N}(x_k; A_{k-1}\hat{x}_{k-1|k-1}, A_{k-1}(\Sigma_{k-1|k-1}^{-1} - 2\mu_{1,k-1}\mathbf{I})^{-1}A_{k-1}^\top + Q_{k-1}). \quad (23)$$

The mean and covariance of the above distribution establish the expressions given in (18). \square

To compute the posterior information state, we need to derive the conditional expectation, $\mathbb{E}[y_k|\mathcal{I}_{k-1}, e_{k-1|k-1}]$, the covariance, Σ_k^{yy} , and the cross covariance, Σ_k^{xy} . To carry out these derivations, some useful relations are as follows:

- (i) $\mathbb{E}[w_{k-1}w_{k-1}^\top|\mathcal{I}_k] = \mathbb{E}[w_{k-1}^\top w_{k-1}] = Q_{k-1}$,
 $\mathbb{E}[v_k v_k^\top|\mathcal{I}_k] = \mathbb{E}[v_k v_k^\top] = R_k$ and $\mathbb{E}[w_i v_j^\top|\mathcal{I}_k] = 0$.
- (ii) $\mathbb{E}[(x_k - \hat{x}_{k|k-1})] = 0$.
- (iii) $\mathbb{E}_\beta[\beta_k^2] = \text{var}(\beta_k) + (\mathbb{E}_\beta[\beta_k])^2 = \alpha_k, \mathbb{E}_\beta[(1 - \beta_k)^2] = 1 - \alpha_k$ and $\mathbb{E}_\beta[\beta_k(1 - \beta_k)] = 0$.
- (iv) $\mathbb{E}_\beta[(\beta_k - \alpha_k)] = 0, \mathbb{E}_\beta[(\beta_k - \alpha_k)^2] = \mathbb{E}_\beta[((1 - \beta_k) - (1 - \alpha_k))^2] = \alpha_k(1 - \alpha_k)$.

$$(v) \mathbb{E}[e_{k|k-1}w_{k-1}^\top|\mathcal{I}_k] = \mathbb{E}[(A_{k-1}x_{k-1} + w_{k-1} - \hat{x}_{k|k-1})w_{k-1}^\top|\mathcal{I}_k] = Q_{k-1}.$$

Lemma 2 *The conditional expectation of the measurement, y_k , is given as*

$$\mathbb{E}[y_k|\mathcal{I}_{k-1}, e_{k-1|k-1}] = (1 - \alpha_k)C_k\hat{x}_{k|k-1} + \alpha_k C_{k-1}\hat{x}_{k-1|k-1}, \quad (24)$$

and the conditional covariance of y_k, Σ_k^{yy} , is expressed as

$$\begin{aligned} \Sigma_k^{yy} &= (1 - \alpha_k)C_k\Sigma_{k|k-1}C_k^\top + \alpha_k\theta_{k-1}\Sigma_{k|k-1}\theta_{k-1}^\top \\ &\quad + \alpha_k R_{k-1} + (1 - \alpha_k)R_k - \alpha_k\theta_{k-1}Q_{k-1}\theta_{k-1}^\top + \alpha_k \\ &\quad \times (1 - \alpha_k)(\theta_{k-1} - C_k)\hat{x}_{k|k-1}\hat{x}_{k|k-1}^\top(\theta_{k-1} - C_k)^\top, \end{aligned} \quad (25)$$

where $\theta_{k-1} = C_{k-1}A_{k-1}^{-1}$.

Proof. The measurement, y_k , is independent of the past errors $e_{1|1}, \dots, e_{k-1|k-1}$. By using (4), we can write

$$\begin{aligned} \mathbb{E}[y_k|\mathcal{I}_{k-1}, e_{k-1|k-1}] &= \mathbb{E}[\left((1 - \beta_k)(C_k x_k + v_k) + \beta_k(C_{k-1}x_{k-1} + v_{k-1})\right)|y_{1:k-1}] \\ &= \mathbb{E}_\beta[(1 - \beta_k)]\mathbb{E}_x[C_k x_k + v_k] \\ &\quad + \mathbb{E}_\beta[\beta_k]\mathbb{E}_x[C_{k-1}x_{k-1} + v_{k-1}] \\ &= (1 - \alpha_k)C_k\hat{x}_{k|k-1} + \alpha_k C_{k-1}\hat{x}_{k-1|k-1}. \end{aligned}$$

Next, the covariance, Σ_k^{yy} , can be calculated as

$$\begin{aligned} \Sigma_k^{yy} &= \mathbb{E}\left[\left(y_k - \mathbb{E}[y_k|\mathcal{I}_{k-1}, e_{k-1|k-1}]\right) \times \left(y_k - \mathbb{E}[y_k|\mathcal{I}_{k-1}, e_{k-1|k-1}]\right)^\top\right] \\ &= \mathbb{E}\left[\left((1 - \beta_k)(C_k x_k + v_k) + \beta_k(C_{k-1}x_{k-1} + v_{k-1}) - (1 - \alpha_k)C_k\hat{x}_{k|k-1} - \alpha_k C_{k-1}\hat{x}_{k-1|k-1}\right) \left(\ast\right)^\top\right], \end{aligned} \quad (26)$$

where (\ast) denotes the same terms given in the parenthesis left to it. Now, using the backward evolution of the state, $x_{k-1} = A_{k-1}^{-1}(x_k - w_{k-1})$, and rearranging the terms of (26), we have

$$\begin{aligned} \Sigma_k^{yy} &= \mathbb{E}\left[\left((1 - \beta_k)C_k(x_k - \hat{x}_{k|k-1}) + (1 - \beta_k)C_k\hat{x}_{k|k-1} + \beta_k C_{k-1}A_{k-1}^{-1}(x_k - \hat{x}_{k|k-1}) + \beta_k C_{k-1}A_{k-1}^{-1}\hat{x}_{k|k-1} - \beta_k C_{k-1}A_{k-1}^{-1}w_{k-1} + \beta_k v_{k-1} + (1 - \beta_k)v_k - (1 - \alpha_k) \times C_k\hat{x}_{k|k-1} - \alpha_k C_{k-1}A_{k-1}^{-1}\hat{x}_{k|k-1}\right) \left(\ast\right)^\top\right], \end{aligned}$$

or, Σ_k^{yy}

$$= \mathbb{E} \left[\left((1 - \beta_k)C_k e_{k|k-1} + \beta_k C_{k-1} A_{k-1}^{-1} e_{k|k-1} + \beta_k v_{k-1} \right. \right. \\ \left. \left. + (1 - \beta_k)v_k - \beta_k C_{k-1} A_{k-1}^{-1} w_{k-1} + (\beta_k - \alpha_k) \right) \right. \\ \left. \times (C_{k-1} A_{k-1}^{-1} - C_k) \hat{x}_{k|k-1} \right] \left(* \right)^\top. \quad (27)$$

Now, multiplying the terms in the two parenthesis and applying the expectation operator with help of the relationships (i)-(v) mentioned before Lemma 2, Eq. (27) reduces to (25). \square

Lemma 3 *The cross covariance, Σ_k^{xy} , can be expressed as*

$$\Sigma_k^{xy} = \Sigma_{k|k-1} [(1 - \alpha_k)C_k + \alpha_k \theta_{k-1}]^\top - \alpha_k Q_{k-1} \theta_{k-1}^\top. \quad (28)$$

Proof. By definition, we can write

$$\Sigma_k^{xy} = \mathbb{E} \left[\left(x_k - \hat{x}_{k|k-1} \right) \left(y_k - \mathbb{E}[y_k | \mathcal{I}_{k-1}, e_{k-1|k-1}] \right)^\top \right].$$

Carrying out the operations similar to Lemma 2 on the second term of the above expectation, we have

$$\Sigma_k^{xy} = \mathbb{E} \left[\left(e_{k|k-1} \right) \left((1 - \beta_k)C_k e_{k|k-1} + \beta_k C_{k-1} A_{k-1}^{-1} \right. \right. \\ \left. \left. \times e_{k|k-1} + \beta_k v_{k-1} + (1 - \beta_k)v_k - \beta_k C_{k-1} A_{k-1}^{-1} w_{k-1} \right. \right. \\ \left. \left. + (\beta_k - \alpha_k)(C_{k-1} A_{k-1}^{-1} - C_k) \hat{x}_{k|k-1} \right)^\top \right]. \quad (29)$$

Again, rearranging the terms and using the relationship, $\mathbb{E}[e_{k|k-1} w_{k-1}^\top | \mathcal{I}_k] = Q_{k-1}$, Eq. (29) can be further reduced as

$$\Sigma_k^{xy} = (1 - \alpha_k) \Sigma_{k|k-1} C_k^\top + \alpha_k \Sigma_{k|k-1} (C_{k-1} A_{k-1}^{-1})^\top \\ - \alpha_k Q_{k-1} \theta_{k-1}^\top \\ = \Sigma_{k|k-1} [(1 - \alpha_k)C_k + \alpha_k \theta_{k-1}]^\top - \alpha_k Q_{k-1} \theta_{k-1}^\top. \quad \square$$

Theorem 4 *The posterior estimate and error covariance for the system described in (15) and (4) can be obtained as*

$$\hat{x}_{k|k} = \hat{x}_{k|k-1} + \Sigma_k^{xy} (\Sigma_k^{yy})^{-1} (y_k - (1 - \alpha_k)C_k \hat{x}_{k|k-1} \\ - \alpha_k C_{k-1} \hat{x}_{k-1|k-1}), \\ \Sigma_{k|k} = \Sigma_{k|k-1} - \Sigma_k^{xy} (\Sigma_k^{yy})^{-1} \Sigma_k^{xy \top}. \quad (30)$$

Proof. The posterior information state, $p(x_k | \mathcal{I}_k)$, can be calculated in terms of the predicted information state,

$p(x_k | \mathcal{I}_{k-1}, e_{k-1|k-1})$, and the current measurement, y_k . From (13), we can write

$$p(x_k | \mathcal{I}_k) = \gamma_k p(x_k, y_k | \mathcal{I}_{k-1}, e_{k-1|k-1}, x_{k-1}) \\ = \gamma_k p(x_k, y_k | \mathcal{I}_{k-1}, e_{k-1|k-1}), \quad (31)$$

where x_{k-1} is the redundant information if $e_{k-1|k-1}$ is known. Assuming that $p(y_k | \mathcal{I}_{k-1}, e_{k-1|k-1})$ is Gaussian and given as $p(y_k | \mathcal{I}_{k-1}, e_{k-1|k-1}) \sim \mathcal{N}(y_k; \mathbb{E}[y_k | \mathcal{I}_{k-1}, e_{k-1|k-1}], \Sigma_k^{yy})$, where $\mathbb{E}[y_k | \mathcal{I}_{k-1}, e_{k-1|k-1}]$ is derived in Lemma 2. Also, by (18) and (23), we can write $p(x_k | \mathcal{I}_{k-1}, e_{k-1|k-1}) \sim \mathcal{N}(x_k; \hat{x}_{k|k-1}, \Sigma_{k|k-1})$. Hence, writing for the joint Gaussian density, $p(x_k, y_k | \mathcal{I}_{k-1}, e_{k-1|k-1})$, we have

$$p(x_k | \mathcal{I}_k) \\ = \gamma_k \mathcal{N} \left(\begin{bmatrix} y_k \\ x_k \end{bmatrix}; \begin{bmatrix} \mathbb{E}[y_k | \mathcal{I}_{k-1}, e_{k-1|k-1}] \\ \hat{x}_{k|k-1} \end{bmatrix}, \begin{bmatrix} \Sigma_k^{yy} & \Sigma_k^{yx} \\ \Sigma_k^{xy} & \Sigma_k^{xx} \end{bmatrix} \right), \quad (32)$$

where the covariance, $\Sigma_k^{xx} = \Sigma_{k|k-1}$. Rearranging the terms of (32) and performing the square operation for determination of the $p(x_k | \mathcal{I}_k)$ as given in the Appendix A, we obtain

$$p(x_k | \mathcal{I}_k) = \gamma_{k|k} \exp \left[-\frac{1}{2} \left(x_k - \hat{x}_{k|k-1} - \Sigma_k^{xy} (\Sigma_k^{yy})^{-1} \right. \right. \\ \left. \left. \times (y_k - \mathbb{E}[y_k | \mathcal{I}_{k-1}, e_{k-1|k-1}]) \right)^\top \left(\Sigma_k^{xx} - \Sigma_k^{xy} (\Sigma_k^{yy})^{-1} \right. \right. \\ \left. \left. \times (\Sigma_k^{xy})^\top \right)^{-1} \left(x_k - \hat{x}_{k|k-1} - \Sigma_k^{xy} (\Sigma_k^{yy})^{-1} \right. \right. \\ \left. \left. \times (y_k - \mathbb{E}[y_k | \mathcal{I}_{k-1}, e_{k-1|k-1}]) \right) \right]. \quad (33)$$

Eq. (33) is a Gaussian density, provided all the covariance matrices are invertible and $\mu_{1,k-1}$ is a sufficiently small positive number with $2\mu_{1,k-1} \Sigma_{k-1|k-1} < \mathbf{I}$. Hence, the posterior estimate and error covariance are the mean and covariance of the density, $p(x_k | \mathcal{I}_k)$. Finally, Eqs. (24) and (33) establish (30). \square

Remark 5. If $\mu_{2,k} > 0$ and $\mu_{1,k-1} \geq 0$ with $2\mu_{1,k-1} \Sigma_{k-1|k-1} < \mathbf{I}$, $\hat{x}_{k|k}$ is the optimal estimate with respect to the cost function $J_k(\hat{x}_{k|k} | y_{1:k})$.

Remark 6. It is straightforward to prove that if measurements are not delayed (i.e. $\alpha_k = 0, \forall k$), the proposed filter converges to the RSKF given in [4], [8] and [17].

Remark 7. Note that if $\mu_{1,k-1} = 0$ and $\alpha_k = 0, \forall k$, the cost function (14) becomes a standard exponential-quadratic function with no past error, and the proposed filter coincides with the Kalman filter.

Remark 8. If we rewrite the posterior estimate as $\hat{x}_{k|k} = L_k \hat{x}_{k|k-1} + K_k y_k$, where $L_k = \mathbf{I} - K_k((1 - \alpha_k)C_k + \alpha_k C_{k-1} A_{k-1}^{-1})$ and $K_k = \Sigma_k^{xy} (\Sigma_k^{yy})^{-1}$, then, using Proposition 1 of [19], the proposed estimator can be shown unbiased, i.e. $\mathbb{E}[x_k - \hat{x}_{k|k}] = \mathbb{E}[e_{k|k}] = 0$, provided $\mu_{2,k} > 0$, and $\mu_{1,k-1}$ is a small non-negative real number with $2\mu_{1,k-1} \Sigma_{k-1|k-1} < \mathbf{I}$, $\forall k$.

3.2 Selection of risk sensitive parameter

In previous works [8], [4], the risk sensitive parameters are assumed to be time invariant, however, such restriction is unnecessary and we relaxed that assumption. The risk sensitive parameter, $\mu_{2,k}$, does not affect the optimization of the cost function (14) as long as it is a positive real number. Also, the expressions for the posterior estimate and covariance are independent of $\mu_{2,k}$. But, the selection of the risk sensitive parameter, $\mu_{1,k-1}$, is of main concern as it determines the contribution of past errors in calculating the current estimate. From Eq. (20), imposing the fact that the predicted covariance, $\Sigma_{k|k-1}$, must be positive definite, the parameter $\mu_{1,k-1}$ must satisfy $|\Sigma_{k-1|k-1}^{-1} - 2\mu_{1,k-1} \mathbf{I}| < 0$. Further, solving the inequality, we obtain an upper limit of $\mu_{1,k-1}$ and then select a value of it by keeping a safe tolerance from the upper limit to avoid the ill-conditioning of the resultant covariance. Note that calculating $\mu_{1,k-1}$ at each time step increases the computational cost slightly.

4 Stability of the delayed risk sensitive Kalman filter

At first, we establish the stability criteria for the RSKF in the mean square sense and then utilize it to comment on the stability of the proposed filter.

4.1 Stability of the risk sensitive Kalman filter

The RSKF is an optimal filter [4], however, the optimality doesn't imply the stability [14]. We assume that the state of the nominal system is bounded and define the observability and controllability matrices for the stochastic system (15), (16) as [14]

$$\begin{aligned} \mathcal{O}_{k,k-l} &= \sum_{i=k-l}^k (A_{i,k} + \Delta A_{i,k})^\top C_i^\top R_i^{-1} C_i (A_{i,k} + \Delta A_{i,k}) \\ \mathcal{C}_{k,k-l} &= \sum_{i=k-l}^{k-1} (A_{k,i+1} + \Delta A_{k,i+1})^\top Q_i \\ &\quad \times (A_{k,i+1} + \Delta A_{k,i+1}); \quad \forall k \geq l, \end{aligned} \quad (34)$$

where l is a positive integer. $(A_{i,k} + \Delta A_{i,k})$ is the backward transition matrix for transitioning of the state from time step k to i , and $(A_{k,i} + \Delta A_{k,i})$ is the forward transition matrix for transitioning the state from time step i

to k . The transition matrices for the actual system (15) are defined as below:

$$\begin{aligned} (A_{i,k} + \Delta A_{i,k}) &= \prod_{j=1}^{k-i} (A_{k-j} + \Delta A_{k-j})^{-1}, \\ (A_{k,i} + \Delta A_{k,i}) &= \prod_{j=i}^{k-1} (A_j + \Delta A_j); \quad 0 \leq i < k, \end{aligned} \quad (35)$$

where $A_{k-1,k} = A_{k,k-1}^{-1} = A_{k-1}^{-1}$, $\Delta A_{i,k} = \prod_{j=1}^{k-i} (A_{k-j} + \Delta A_{k-j})^{-1} - \prod_{j=1}^{k-i} A_{k-j}^{-1}$, $\Delta A_{k,i} = \prod_{j=i}^{k-1} (A_j + \Delta A_j) - \prod_{j=i}^{k-1} A_j$, and $A_{k,k} = (A_{k,k} + \Delta A_{k,k}) = \mathbf{I}$. Now, the system described by (15) and (16) is said to be uniformly completely observable and uniformly completely controllable if the observability matrix, $\mathcal{O}_{k,k-l}$, and controllability matrix, $\mathcal{C}_{k,k-l}$, are positive definite and bounded[14], i.e.

$$\begin{aligned} 0 < \kappa_3 \mathbf{I} &\leq \mathcal{O}_{k,k-l} \leq \kappa_4 \mathbf{I}, \\ 0 < \kappa_5 \mathbf{I} &\leq \mathcal{C}_{k,k-l} \leq \kappa_6 \mathbf{I}, \end{aligned} \quad (36)$$

where $\kappa_3, \kappa_4, \kappa_5$, and κ_6 are real positive constants.

Remark 9. Since the nominal system is a special case of the actual system (when $\Delta A_k = 0$), the observability matrix and the controllability matrix of the nominal system, represented by $\mathcal{O}_{k,k-l}$ and $\mathcal{C}_{k,k-l}$, respectively, are also positive definite and bounded if $\mathcal{O}_{k,k-l}$ and $\mathcal{C}_{k,k-l}$ are positive definite and bounded.

Now, we represent the posterior error covariance of the RSKF with $\mathbf{P}_{k|k}$ and it is needless to mention that it will remain positive definite [14], i.e. $\mathbf{P}_{k|k} > 0$, $k \geq 0$, provided $\mathbf{P}_0 > 0$ and $2\mu_{1,k-1} \mathbf{P}_{k-1|k-1} < \mathbf{I}$. The results of stability analysis are presented in following theorem.

Theorem 5 *If the system (15), (16) is uniformly completely observable and uniformly completely controllable, and if $\mathbf{P}_0 > 0$, and $2\mu_{1,k-1} \mathbf{P}_{k-1|k-1} < \mathbf{I}$, then $\mathbf{P}_{k|k}$ is uniformly bounded for all $k \geq l$, provided $-\mathbf{I} < \mathcal{O}_{k,k-l}^{-1} \Delta \mathcal{O}_{k,k-l} < \mathbf{I}$, where*

$$\Delta \mathcal{O}_{k,k-l} = \sum_{i=k-l}^k A_{i,k}^\top C_i^\top R_i^{-1} C_i \Delta A_{i,k}.$$

Proof. Please see Appendix B. \square

Remark 10. One of the possible cases where $\mathbf{P}_{k|k}$ tends to infinity (which means the RSKF becomes unstable) is when the magnitude of $\Delta \mathcal{O}_{k,k-l}$ is greater or equal to that of $\mathcal{O}_{k,k-l}$, i.e., the uncertainty in the transition

matrix, $\Delta A_{j,k} \geq A_{j,k}$ for $\Delta A_{j,k} > 0$ or, $\Delta A_{j,k} \leq -A_{j,k}$ for $\Delta A_{j,k} < 0$.

Remark 11. If there is no uncertainty in the model, i.e. if $\Delta O_{k,k-l} = 0$, the inequality in (B.6) reduces to $\mathbf{P}_{k|k} \leq O_{k,k-l}^{-1} + \cup_{k,k-l}$ as established in [14] for the Kalman filter.

4.2 Stability of the risk sensitive Kalman filter with randomly delayed measurements

For a system with non-delayed measurements, i.e. $\alpha_k = 0$, the proposed filter reduces to the RSKF and in Theorem 5 we showed that it is stable under certain conditions if the system is uniformly completely controllable and observable. It is obvious that the delay in measurements does not alter the controllability of the system, therefore, the delayed risk sensitive filter will be stable if the observability of the system is preserved in presence of random delay in measurements.

Now, we augment the state of the system (15) with previous step state vector, i.e. $X_k = [x_k^\top x_{k-1}^\top]^\top$, and the augmented system becomes

$$\begin{aligned} X_k &= (\phi_{k,k-1} + \Delta\phi_{k,k-1})X_{k-1} + W_{k-1}, \\ y_k &= \mathbf{C}_k + v'_k, \end{aligned} \quad (37)$$

where

$$\phi_{k,k-1} + \Delta\phi_{k,k-1} = \begin{bmatrix} A_{k-1} + \Delta A_{k-1} & 0 \\ 0 & A_{k-2} + \Delta A_{k-2} \end{bmatrix},$$

$W_{k-1} = [w_{k-1}^\top w_{k-2}^\top]^\top$, $\mathbf{C}_k = [(1 - \beta_k)C_k \ \beta_k C_{k-1}]$, and $v'_k = (1 - \beta_k)v_k + \beta_k v_{k-1}$. The covariance of the modified noise can be calculated as $R'_k = \mathbb{E}[v'_k v'^{\top}_k] = (1 - \alpha_k)R_k + \alpha_k R_{k-1}$. Clearly, the value of R'_k lies between R_{k-1} and R_k for any $\alpha_k \in [0, 1]$. Note that at a given time step k , there is $\alpha_{k-1}(1 - \alpha_k)$ probability that v'_k is not white and it becomes so when the filter use the same measurement data at two consecutive time steps. In such a scenario, the notion of observability defined in (34) is violated and a formal proof of the stability of the proposed filter is far to achieve. Therefore, we justify the stability in the form of a conjecture where we assume the noise, v'_k , is white.

Conjecture 6 *If the system (4), (15) is uniformly completely observable with no delay in measurements ($\alpha_k = 0$), then, the underlying system is also uniformly completely observable for $\alpha_k \in [0, 1 - \epsilon]$, where $0 < \epsilon \leq 1$.*

Justification. Assuming the modified noise, v'_k , is white, the observability matrix for the system (4), (15)

is defined as

$$\mathbf{O}_{k,k-l} = \sum_{i=k-l}^k \mathbb{E}_\beta [(\phi_{i,k} + \Delta\phi_{i,k})^\top \mathbf{C}_i^\top R_i'^{-1} \mathbf{C}_i \times (\phi_{i,k} + \Delta\phi_{i,k})]. \quad (38)$$

Now, using (37) and the relationship (iii) given in Section 3, we write $\mathbf{O}_{k,k-l} = \begin{bmatrix} \mathbf{O}_{11} & 0 \\ 0 & \mathbf{O}_{22} \end{bmatrix}$, where

$$\begin{aligned} \mathbf{O}_{11} &= \sum_{i=k-l}^k (1 - \alpha_i)(A_{i,k} + \Delta A_{i,k})^\top \mathbf{C}_i^\top R_i'^{-1} \mathbf{C}_i \\ &\quad \times (A_{i,k} + \Delta A_{i,k}), \\ \mathbf{O}_{22} &= \sum_{i=k-l}^k \alpha_i (A_{i-1,k} + \Delta A_{i-1,k})^\top \mathbf{C}_{i-1}^\top R_{i-1}'^{-1} \\ &\quad \times \mathbf{C}_{i-1} (A_{i-1,k} + \Delta A_{i-1,k}). \end{aligned}$$

Since we seek to find the observability of x_k in the augmented state, $X_k = [x_k^\top x_{k-1}^\top]^\top$, only \mathbf{O}_{11} of $\mathbf{O}_{k,k-l}$ needs to be established as a positive definite and finite matrix [6]. Given that $\alpha_j \in [0, 1 - \epsilon]$, the bounds of \mathbf{O}_{11} can be expressed as

$$\epsilon \mathcal{O}'_{k,k-l} \leq \mathbf{O}_{11} \leq \mathcal{O}'_{k,k-l}, \quad (39)$$

where $\mathcal{O}'_{k,k-l}$ is the observability matrix of (34) with the covariance, R'_i . Since R'_i always lies in between R_{i-1} and R_i , the observability matrix, $\mathcal{O}'_{k,k-l}$, follows the same bound as given in (36). Hence, \mathbf{O}_{11} is a positive definite and bounded matrix for $0 < \epsilon \leq 1$, and the system (4), (15) is uniformly completely observable. \square

Remark 12. If $\epsilon = 0$ (i.e. $\alpha_k = 1$), which means all the measurements are one step delayed, the observability matrix, \mathbf{O}_{11} , becomes positive semidefinite, and hence, the system is not uniformly completely observable.

5 Estimation of latency probability

In practice, the latency probability, α_k , can be unknown to the user for a given system. In such a case, it must be identified before the estimation. In this section, we present a method to estimate the latency parameter assuming it is stationary i.e., $\alpha_k = \alpha$, $\forall k$, using the maximum likelihood (ML) criterion on the received measurements. It involves the maximization of the joint density $p_\alpha(y_{1:m})$ with respect to the latency parameter α , which can be represented as [29,25]

$$\hat{\alpha} = \arg \max_{\alpha \in [0,1]} p_\alpha(y_1, \dots, y_m),$$

where m is the total number of measurements used to estimate the latency parameter. Using the chain rule, the above joint density can be rewritten as

$$p_\alpha(y_1, \dots, y_m) = p(y_1) \prod_{k=2}^m p_\alpha(y_k | y_{1:k-1}), \quad (40)$$

where the first received measurement, y_1 , is considered to be non-delayed and independent of α . For computational simplicity, we can take the logarithmic of (40) as below:

$$\begin{aligned} L_\alpha(y_{1:m}) &= \log p_\alpha(y_{1:m}) \\ &= \log p(y_1) + \sum_{k=2}^m \log p_\alpha(y_k | y_{1:k-1}). \end{aligned} \quad (41)$$

Considering the fact that the current measurement, y_k , is correlated with both the current state x_k and the previous state x_{k-1} , and using the Bayes' Theorem for the likelihood $p_\alpha(y_k | y_{1:k-1})$ of (41), we can write

$$\begin{aligned} p_\alpha(y_k | y_{1:k-1}) &= \int \int p_\alpha(y_k | x_k, x_{k-1}) p(x_k | x_{k-1}) \\ &\quad \times p_\alpha(x_{k-1} | y_{1:k-1}) dx_k dx_{k-1}. \end{aligned} \quad (42)$$

Again, rewriting the received measurement as

$$\begin{aligned} y_k &= (1 - \beta_k)h_k(x_k) + \beta_k h_{k-1}(x_{k-1}) \\ &\quad + (1 - \beta_k)v_k + \beta_k v_{k-1} \\ &= \psi_k(x_k, x_{k-1}) + v'_k, \end{aligned} \quad (43)$$

where $\psi_k(\cdot) = (1 - \beta_k)h_k(x_k) + \beta_k h_{k-1}(x_{k-1})$, and $v'_k = (1 - \beta_k)v_k + \beta_k v_{k-1}$. Considering that the modified measurement noise v'_k , conditioned on v_k and v_{k-1} , is an independent sequence over time, and by using (43), the state likelihood, $p_\alpha(y_k | x_k, x_{k-1})$, can be defined as

$$p_\alpha(y_k | x_k, x_{k-1}) = p_{v'_k}(y_k - \psi_k(x_k, x_{k-1})), \quad (44)$$

where $p_{v'_k}(\cdot)$ is the pdf for the modified measurement noise. Using the marginalization of the joint pdf of v'_k and β_k , $p_{v'_k}(\cdot)$ can be constructed as

$$\begin{aligned} p(v'_k) &= p(v'_k, \beta_k = 0) + p(v'_k, \beta_k = 1) \\ &= p(v'_k | \beta_k = 0) p(\beta_k = 0) + p(v'_k | \beta_k = 1) p(\beta_k = 1). \end{aligned} \quad (45)$$

From the eqn. (43), we can write $p(v'_k | \beta_k = 0) = p(v_k)$ and $p(v'_k | \beta_k = 1) = p(v_{k-1})$. Hence, the eqn. (45) reduces to

$$p(v'_k) = (1 - \alpha_k)p_{v_k} + \alpha_k p_{v_{k-1}}. \quad (46)$$

Substituting (46) into (44), we can rewrite the Eq. (44) as

$$\begin{aligned} p_\alpha(y_k | x_k, x_{k-1}) &= (1 - \alpha_k)p_{v_k}(y_k - h_k(x_k)) + \alpha_k p_{v_{k-1}} \\ &\quad \times (y_k - h_{k-1}(x_{k-1})). \end{aligned} \quad (47)$$

Now, the likelihood function of (42) can be rewritten as

$$\begin{aligned} p_\alpha(y_k | y_{1:k-1}) &= \int \int p_\alpha(y_k | x_k, x_{k-1}) \\ &\quad \times p_\alpha(x_k, x_{k-1} | y_{1:k-1}) dx_k dx_{k-1} \\ &= \mathbb{E}[p_\alpha(y_k | x_k, x_{k-1})]. \end{aligned} \quad (48)$$

Substituting (48) into the log likelihood expression in (41) and using (47) yields

$$\begin{aligned} L_\alpha(y_{1:m}) &= \sum_{k=2}^m \log [\mathbb{E}[(1 - \alpha_k)p_{v_k}(y_k - h_k(x_k)) \\ &\quad + \alpha_k p_{v_{k-1}}(y_k - h_{k-1}(x_{k-1}))]], \end{aligned} \quad (49)$$

where the measurement y_1 is ignored as it is not the function of parameter α . Since in (49), both the latency parameter and the states are unknown, the analytical maximization of the log likelihood is certainly complicated, and thus approximation is necessary. Eq. (49) can be maximized numerically over $\alpha \in [0, 1]$ while we use sequential Monte Carlo (SMC) approximation for the computation of log likelihood.

5.1 Computation of log likelihood

Considering the SMC approximation to compute the expectation, we can write the log likelihood function for the linear system as

$$\begin{aligned} L_\alpha(y_{1:m}) &= \sum_{k=2}^m \log \left[\frac{1}{N} \sum_{i=1}^N (1 - \alpha_k) p_{v_k}(y_k - C_k x_k^i) \right. \\ &\quad \left. + \alpha_k p_{v_{k-1}}(y_k - C_{k-1} x_{k-1}^i) \right], \end{aligned} \quad (50)$$

where x_{k-1}^i are sampled from the density, $p_\alpha(x_{k-1} | y_{1:k-1}) = \mathcal{N}(x_{k-1}; \hat{x}_{k-1|k-1}, \Sigma_{k-1|k-1})$, x_k^i are sampled from the density, $p(x_k | x_{k-1}) = \mathcal{N}(x_k; A_{k-1} \hat{x}_{k-1|k-1}, A_{k-1} \times (\Sigma_{k-1|k-1}^{-1} - 2\mu_{1,k-1} \mathbf{I})^{-1} A_{k-1}^\top + Q_{k-1})$, and N is the total number of samples. Algorithm 1 outlines the steps that can be used to estimate the latency parameter.

6 Simulation Results

In this section, two numerical problems are simulated to demonstrate the effectiveness of the proposed filter over the existing RSKF [4] and the KF-RD [19]. Considering the stationary statistics for the random delays in

Algorithm 1 Estimation of latency parameter

- (1) Select the values for step length (l), and number of measurements (m).
 - (2) Calculate the log likelihood, L_α for $\alpha = 0$, and set $L_{max} = L_0$.
 - (3) for $\alpha = 0 : l : 1$
 - for $k = 2 : m$
 - Calculate the posterior estimate, $\hat{x}_{k-1|k-1}$ and covariance, $\Sigma_{k-1|k-1}$ using eq. (18) and (30).
 - Sample $x_{k-1}^i \sim \mathcal{N}(x_{k-1}; \hat{x}_{k-1|k-1}, \Sigma_{k-1|k-1})$
 - Resample x_{k-1}^i according to its likelihood and obtain $\tilde{x}_{k-1|k-1}^i$.
 - Compute $x_k^i = A_{k-1} \tilde{x}_{k-1|k-1}^i$.
 - Calculate the state likelihood, $p_\alpha(y_k|x_k, x_{k-1})$ using the SMC approximation and (47).
 - Calculate $L_\alpha = L_\alpha + \log(p_\alpha(y_k|x_k, x_{k-1}))$
 - end for
 - if $L_\alpha > LL$
 - $L_{max} = L_\alpha, \hat{\alpha} = \alpha$
 - end if
 - (4) end for
-

measurements, first, the latency probability is estimated by maximizing the likelihood described in Eq. (50) over $\alpha \in [0, 1]$. Subsequently, the estimated latency probability, α , is used in implementing the proposed filter for given problems.

6.1 Problem: 1

Consider a two dimensional linear stochastic system [27]

$$\begin{aligned} x_k &= \begin{bmatrix} 0 & -0.5 \\ 1 & 1 \end{bmatrix} x_{k-1} + \begin{bmatrix} -6 \\ 1 \end{bmatrix} w_{k-1}, \\ z_k &= [-10 \ 1] x_k + v_k, \end{aligned} \quad (51)$$

where w_{k-1} is a white Gaussian sequence with zero mean and unity covariance, v_k is a white Gaussian sequence with zero mean and covariance, $R = 3.6$. w_{k-1} and v_k are uncorrelated sequences. The uncertainty in system

modeling is represented by $\Delta A = \begin{bmatrix} 0 & 0 \\ 0 & \delta \end{bmatrix}$. The truth is

initialized with $x_0 \sim \mathcal{N}(0, \Sigma_0)$, where $\Sigma_0 = \begin{bmatrix} 1 & 0 \\ 0 & 5 \end{bmatrix}$.

Assuming that the measurement delay statistics is stationary, i.e. $\mathbb{E}[\beta_k] = \alpha, \forall k$, the estimation of latency parameter (with the help of Algorithm 1) is carried out for each ensemble and plotted in Fig. 1. From the figure it can be seen that at each ensemble the estimated value is near to its truth. The average of the estimated values over 50 ensembles is 0.291 when the true latency

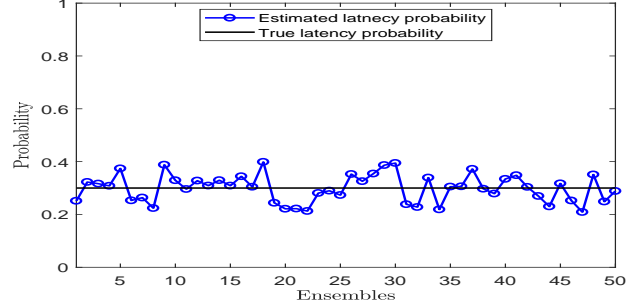


Fig. 1. Estimated latency probability.

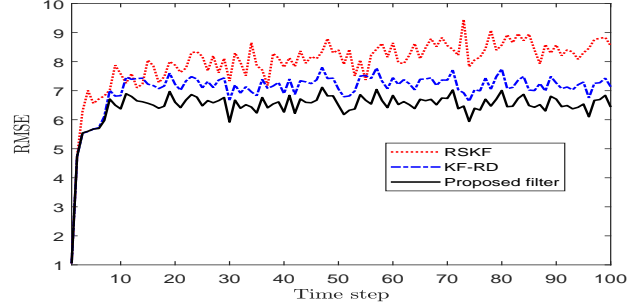


Fig. 2. RMSE of state-1 with $\delta = 0.35$ and $\alpha = 0.60$.

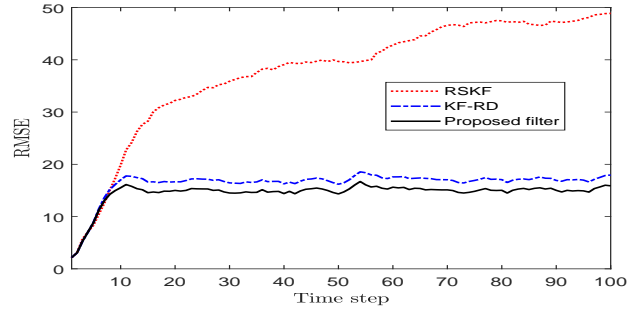


Fig. 3. RMSE of state-2 with $\delta = 0.35$ and $\alpha = 0.60$.

parameter considered is 0.3. The proposed filter is implemented along with the estimated value of the latency probability and its performance is compared with that of the RSKF and the KF-RD. The metrics used for evaluating the performance of different filters are the root mean square error (RMSE) and the time averaged mean square error (Avg-MSE), which are calculated over 500 Monte Carlo runs. The risk sensitive parameter, $\mu_{1,k-1}$, is selected such that its value is less than the real and positive roots of the equation $|\Sigma_{k-1|k-1}^{-1} - 2\mu_{1,k-1}\mathbf{I}| = 0$. Figs. 2 and 3 show the RMSE of states when the uncertainty is taken, $\delta = 0.35$, and the true latency probability, $\alpha = 0.5$. It can be seen that the proposed filter outperforms the other two filters in presence of the modeling uncertainty and the random delay in measurements.

A parametric study is carried out by varying the uncertainty parameter, δ , and the probability, α . Table 1 displays the Avg-MSE of state-1 from the different filters for various set of the parameters. Similar results are

Table 1
The Avg-MSE of different filters for various α and δ .

δ		α				
		0	0.20	0.40	0.60	0.80
0	RSKF	0.072	17.872	34.025	49.263	64.474
	KF-RD	0.068	13.217	23.102	31.241	36.889
	Proposed filter	0.072	13.294	23.332	31.636	37.616
0.15	RSKF	0.724	18.282	34.322	50.109	64.203
	KF-RD	1.008	13.393	24.201	33.102	40.001
	Proposed filter	0.724	13.171	23.710	32.510	39.141
0.25	RSKF	3.130	20.901	37.007	53.416	67.712
	KF-RD	4.880	15.152	26.910	37.713	48.360
	Proposed filter	3.130	14.105	25.001	35.130	43.925
0.35	RSKF	13.802	30.601	48.404	64.205	80.101
	KF-RD	23.401	20.681	35.593	52.791	71.702
	Proposed filter	13.802	16.901	29.595	51.893	55.796

obtained for state-2 and not shown here. Some observations that can be made from this parametric study are as follows:

- i. Without any uncertainty in process dynamics ($\delta = 0$), the proposed filter with a nonzero risk parameter performs better than the RSKF and is comparable to the KF-RD. This follows the fact that the risk sensitive parameter, $\mu_{1,k-1}$, which scales the accumulated past errors, is not set to zero in the RSKF, despite there being no need to minimize the exponential of past errors, whereas, the KF-RD works in a risk neutral way.
- ii. With the increase in α , the Avg-MSE increases for all the filters.
- iii. It is also to be observed that in presence of the random delay in measurements, the KF-RD, which is designed to handle the random delays, is more effective than the RSKF.
- iv. In the presence of uncertainty in the process model, the proposed filter always performs better than the other two filters irrespective of the value of delay probability, α . Also, the improvement in the performance of the proposed estimator over the other filters becomes more prominent when the actual process dynamics deviate more from the nominal one, and the random delay in measurements is more likely.

6.2 Problem: 2

Consider a constant turn rate model for an aircraft that executes a maneuvering turn in a two dimensional plane with a fixed, but uncertain turn rate Ω . The four dimensional state vector for the kinematics of aircraft is considered as $x_k = [\eta_k \ \nu_k \ \dot{\eta}_k \ \dot{\nu}_k]^\top$, where η_k and ν_k represent positions, and $\dot{\eta}_k$ and $\dot{\nu}_k$ represent velocities along the X and Y coordinates, respectively. The discrete time system model is given as

$$\begin{aligned} x_k &= A_{k-1}x_{k-1} + Bw_{k-1} \\ z_k &= C_kx_k + v_k, \end{aligned}$$

where

$$A_{k-1} = \begin{bmatrix} 1 & 0 & \frac{\sin \Omega T}{\Omega} & \frac{\cos \Omega T - 1}{\Omega} \\ 0 & 1 & \frac{1 - \cos \Omega T}{\Omega} & \frac{\sin \Omega T}{\Omega} \\ 0 & 0 & \cos \Omega T & -\sin \Omega T \\ 0 & 0 & \sin \Omega T & \cos \Omega T \end{bmatrix},$$

T is sampling period, and the noise gain, $B = aT^2[\frac{1}{2}\mathbf{I}_{2 \times 2} \ \mathbf{I}_{2 \times 2}]^\top$. The measurement is given as the noise corrupted X and Y coordinate of the target, therefore, $C_k = [\mathbf{I}_{2 \times 2} \ 0_{2 \times 2}]$. w_{k-1} and v_k are uncorrelated zero mean white Gaussian sequences with covariances $Q = \text{diag}([0.3^2 \ 0.3^2 \ 0.05^2])$ and $R = \text{diag}([12 \ 12])$, respectively. Initial values are taken as $x_0 = [200 \ 200 \ 15 \ 15]^\top$, and $\Sigma_0 = \text{diag}([10^2 \ 10^2 \ 4^2 \ 4^2])$. The value of parameters are chosen as $a = 1$, the sampling period, $T = 0.2\text{s}$, and the nominal value of the turn rate, $\Omega = 3^\circ/\text{s}$. In this problem, the uncertainty in the assumed process model is incorporated in the turn rate values.

The latency probability is estimated using Algorithm 1 and plotted in Fig. 4 for each ensemble. The average of the estimated values of latency probability is 0.481, whereas the true value of α is taken as 0.50. The performance metrics used for this problem to compare the different filters are RMSE and Avg-MSE in position and velocity. The RMSE in position at any time step k , can be defined as $RMSE_{pos_k} = \sqrt{\sum_{m=1}^M (\{(\eta_k - \hat{\eta}_k)^2\}_m + \{(\nu_k - \hat{\nu}_k)^2\}_m)}$, where M denotes the total number of Monte Carlo runs. 500 Monte Carlo runs are used to calculate the RMSE and Avg-MSE in position and velocity. As mentioned earlier, the risk sensitive parameter, $\mu_{1,k}$ is calculated at each step, which converges at the value of 0.0013.

The RMSE in position and velocity are plotted in Figs. 5 and 6, respectively, and the uncertainty in turn rate is considered, $\delta\Omega = 2\Omega/3$, when the unknown latency probability is taken as $\alpha = 0.6$. From the plots, it can be observed that the proposed filter is better than the

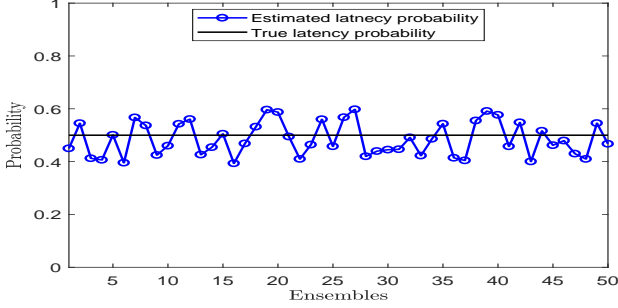


Fig. 4. Estimated latency probability.

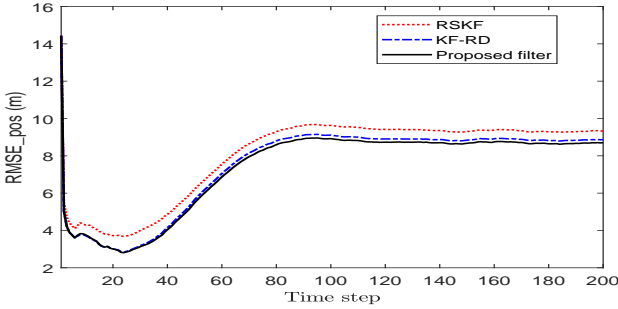


Fig. 5. RMSE in position with $\delta\Omega = 2\Omega/3$ and $\alpha = 0.60$.

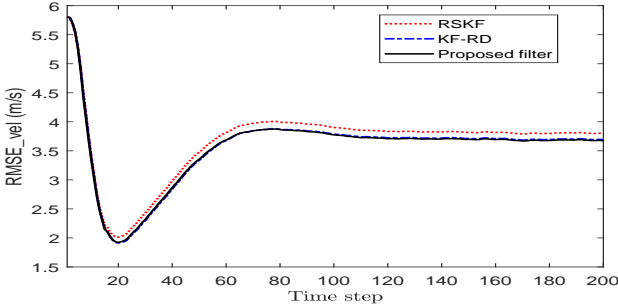


Fig. 6. RMSE in velocity with $\delta\Omega = 2\Omega/3$ and $\alpha = 0.60$.

other two existing filters, and the KF-RD performs better than the RSKF. It should also be noted that the nature of the plots are similar because all implemented filters are variants of the Kalman filter and the system is linear. Once the filters settle at some values, they remain almost there as the system parameters considered in the simulation are time invariant.

From Table 2, where a parametric study is presented, it can be observed that the proposed filter performs comparable to the Kalman filter under no uncertainty in turn rate and without any random delays in measurements, whereas it performs better than the KF-RD and RSKF in presence of the same. It can also be noted that the Avg-MSE values of the proposed filter and the RSKF are equal in absence of the random delay ($\alpha_k = 0$) in measurements.

Table 2

The Avg-MSE of different filters for various α and $\delta\Omega$.

$\delta\Omega$		α				
		0	0.20	0.40	0.60	0.80
0	RSKF	3.60	5.19	7.84	11.48	16.35
	KF-RD	3.59	4.50	5.02	5.13	4.92
	Proposed filter	3.60	4.52	5.05	5.15	4.94
$\frac{\Omega}{3}$	RSKF	15.70	18.16	22.04	27.03	32.68
	KF-RD	16.22	17.37	18.51	19.35	19.32
	Proposed filter	15.70	16.85	17.97	18.79	18.74
$\frac{\Omega}{2}$	RSKF	30.79	34.48	39.15	44.52	51.61
	KF-RD	31.96	34.07	35.68	36.41	37.36
	Proposed filter	30.79	32.86	34.40	35.10	35.99
$\frac{2\Omega}{3}$	RSKF	51.99	56.38	62.05	68.99	76.93
	KF-RD	54.12	56.57	58.96	61.04	62.66
	Proposed filter	51.99	54.38	56.69	58.67	60.18

7 Conclusion

This paper has presented a general framework of the Bayesian estimation for a system with a modeling uncertainty and random delays in measurements. A closed form solution for a linear Gaussian system is reached by following the derived general framework. Since the probability related to the random delays may not be known to the estimator in practice, a method based on maximizing the likelihood of the received measurement is illustrated to estimate the latency probability. Further, using the uniformly complete observability and controllability criteria, the impact of random delay in measurements on the stability of the proposed risk sensitive estimator is also studied. The simulation results confirm that the proposed filter performs comparable to the Kalman filter under the nominal conditions and it is superior to the RSKF and the KF-RD when the system has model uncertainty and one step random delay in measurements. In one sentence, we conclude that the proposed filter would be an appropriate choice when the underlying system is likely to have the simultaneous presence of the model uncertainty and random delays.

Acknowledgements

The authors are grateful to Prof. Thia Kirubaran, Department of Electrical and Computer Engineering, McMaster University, Canada, for his useful suggestions in

carrying out this work. The authors are also thankful to the anonymous reviewers for their valuable suggestions which helped to uplift the quality of the paper significantly.

A Simplification of Eq. (32)

Consider the following matrix equivalence (see Appendix A of [26]):

$$\begin{bmatrix} \Sigma_k^{yy} & \Sigma_k^{yx} \\ \Sigma_k^{xy} & \Sigma_k^{xx} \end{bmatrix}^{-1} = \begin{bmatrix} V_k^{yy} & V_k^{yx} \\ V_k^{xy} & V_k^{xx} \end{bmatrix}, \quad (\text{A.1})$$

where

$$\begin{aligned} V_k^{yy} &= (\Sigma_k^{yy} - \Sigma_k^{yx}(\Sigma_k^{xx})^{-1}\Sigma_k^{xy})^{-1}, \\ V_k^{yx} &= -(\Sigma_k^{yy} - \Sigma_k^{yx}(\Sigma_k^{xx})^{-1}\Sigma_k^{xy})^{-1}\Sigma_k^{yx}(\Sigma_k^{xx})^{-1}, \\ V_k^{xy} &= -(\Sigma_k^{xx})^{-1}\Sigma_k^{xy}(\Sigma_k^{yy} - \Sigma_k^{yx}(\Sigma_k^{xx})^{-1}\Sigma_k^{xy})^{-1}, \\ V_k^{xx} &= (\Sigma_k^{xx} - \Sigma_k^{xy}(\Sigma_k^{yy})^{-1}\Sigma_k^{yx})^{-1}, \end{aligned}$$

and all the matrices are assumed to be invertible. Using (A.1), we expand (32) into the following:

$$\begin{aligned} & p(x_k, y_k | \mathcal{I}_{k-1}, e_{k-1|k-1}) \\ &= \exp - \left[\frac{1}{2} (y_k - \mathbb{E}[y_k | \mathcal{I}_{k-1}, e_{k-1|k-1}])^\top V_k^{yy} (y_k - \mathbb{E}[y_k | \mathcal{I}_{k-1}, e_{k-1|k-1}]) + \frac{1}{2} (y_k - \mathbb{E}[y_k | \mathcal{I}_{k-1}, e_{k-1|k-1}])^\top \right. \\ & \times V_k^{yx} (x_k - \hat{x}_{k|k-1}) + \frac{1}{2} (x_k - \hat{x}_{k|k-1})^\top V_k^{xy} \times \\ & \left. (y_k - C_k \hat{x}_{k|k-1}) + \frac{1}{2} (x_k - \hat{x}_{k|k-1})^\top V_k^{xx} (x_k - \hat{x}_{k|k-1}) \right]. \end{aligned} \quad (\text{A.2})$$

For an arbitrary symmetric matrix, F , and the vectors, g , D , and c , consider the following identity [18]:

$$\begin{aligned} \frac{1}{2} g^\top F g + g^\top D + c &= \frac{1}{2} (g + F^{-1} D)^\top F (g + F^{-1} D) \\ &+ c - \frac{1}{2} D^\top F^{-1} D. \end{aligned} \quad (\text{A.3})$$

Now, take $g = x_k - \hat{x}_{k|k-1}$, $F = V_k^{xx}$, $D = V_k^{xy} (y_k - \mathbb{E}[y_k | \mathcal{I}_{k-1}, e_{k-1|k-1}])$, $c = \frac{1}{2} (y_k - \mathbb{E}[y_k | \mathcal{I}_{k-1}, e_{k-1|k-1}])^\top \times V_k^{yy} (y_k - \mathbb{E}[y_k | \mathcal{I}_{k-1}, e_{k-1|k-1}])$, and process (A.2) in accordance with (A.3). After absorbing the terms which do not contain x_k into the normalizing constant, $\gamma_{k|k}$, and using equivalence of matrices from (A.1), we obtain (33). Note that in the final expressions, Σ_k^{yx} is replaced with Σ_k^{xy} .

B Proof of Theorem 5

The least square estimate of x_k , based on recent l observations after ignoring the process noise and considering the nominal process model, can be given as (see Lemma 7.1 of [14])

$$\bar{x}_{k|k-l:k} = O_{k,k-l}^{-1} \sum_{i=k-l}^k A_{i,k}^\top C_i^\top R_i^{-1} z_i, \quad k \geq l. \quad (\text{B.1})$$

The estimate, $\bar{x}_{k|k-l:k}$, is suboptimal [14] and, consequently,

$$\mathbf{P}_{k|k} \leq \mathbb{E}[(x_k - \bar{x}_{k|k-l:k})(x_k - \bar{x}_{k|k-l:k})^\top]. \quad (\text{B.2})$$

To compute the covariance in (B.2), from (15) and (35), we can write

$$\begin{aligned} x_i &= (A_{i,k} + \Delta A_{i,k}) x_k - (A_{i,k} + \Delta A_{i,k}) \\ & \times \sum_{j=i}^{k-1} (A_{k,j+1} + \Delta A_{k,j+1}) w_j, \end{aligned} \quad (\text{B.3})$$

and substituting the expression of z_i , obtained from (B.3) and (16), into (B.1), we can write

$$\begin{aligned} (x_k - \bar{x}_{k|k-l:k}) &= x_k - O_{k,k-l}^{-1} \sum_{i=k-l}^k A_{i,k}^\top C_i^\top R_i^{-1} C_i \\ & \times (A_{i,k} + \Delta A_{i,k}) x_k + O_{k,k-l}^{-1} \sum_{i=k-l}^k A_{i,k}^\top C_i^\top R_i^{-1} C_i \\ & \times (A_{i,k} + \Delta A_{i,k}) \sum_{j=i}^{k-1} (A_{k,j+1} + \Delta A_{k,j+1}) w_j \\ & - O_{k,k-l}^{-1} \sum_{i=k-l}^k A_{i,k}^\top C_i^\top R_i^{-1} v_i. \end{aligned}$$

Using the definitions of $\Delta O_{k,k-l}$, the above expression can be reduced as

$$\begin{aligned} (x_k - \bar{x}_{k|k-l:k}) &= -O_{k,k-l}^{-1} \Delta O_{k,k-l} x_k \\ & + O_{k,k-l}^{-1} \sum_{i=k-l}^k A_{i,k}^\top C_i^\top R_i^{-1} C_i (A_{i,k} + \Delta A_{i,k}) \times \\ & \sum_{j=i}^{k-1} (A_{k,j+1} + \Delta A_{k,j+1}) w_j - O_{k,k-l}^{-1} \sum_{i=k-l}^k A_{i,k}^\top C_i^\top R_i^{-1} v_i, \end{aligned}$$

and

$$\begin{aligned}
& \mathbb{E}[(x_k - \bar{x}_{k|k-l:k})(x_k - \bar{x}_{k|k-l:k})^\top] \\
&= O_{k,k-l}^{-1} \Delta O_{k,k-l} \mathbb{E}[x_k x_k^\top] \Delta O_{k,k-l}^\top O_{k,k-l}^{-1\top} \\
&+ \mathbb{E}\left[\left(O_{k,k-l}^{-1} \sum_{i=k-l}^k A_{i,k}^\top C_i^\top R_i^{-1} C_i (A_{i,k} + \Delta A_{i,k})\right.\right. \\
&\quad \left.\left. \times \sum_{j=i}^{k-1} (A_{k,j+1} + \Delta A_{k,j+1}) w_j\right) \left(\ast\right)^\top\right] \\
&+ \mathbb{E}\left[\left(O_{k,k-l}^{-1} \sum_{i=k-l}^k A_{i,k}^\top C_i^\top R_i^{-1} v_i\right) \left(\ast\right)^\top\right] \\
&\leq O_{k,k-l}^{-1} \Delta O_{k,k-l} \mathbb{E}[x_k x_k^\top] \Delta O_{k,k-l}^\top O_{k,k-l}^{-1\top} \\
&+ \mathbb{E}\left[\left(O_{k,k-l}^{-1} \sum_{i=k-l}^k A_{i,k}^\top C_i^\top R_i^{-1} C_i (A_{i,k} + \Delta A_{i,k})\right.\right. \\
&\quad \left.\left. \times \sum_{j=k-l}^{k-1} (A_{k,j+1} + \Delta A_{k,j+1}) w_j\right) \left(\ast\right)^\top\right] \\
&+ \mathbb{E}\left[\left(O_{k,k-l}^{-1} \sum_{i=k-l}^k A_{i,k}^\top C_i^\top R_i^{-1} v_i\right) \left(\ast\right)^\top\right],
\end{aligned}$$

where (\ast) represents the same terms that are given in the parenthesis left to it. Now, using the relation $\mathbb{E}[x_k x_k^\top] = \mathbf{P}_{k|k} + \hat{x}_{k|k} \hat{x}_{k|k}^\top$ and (B.2), and rearranging the terms, we have

$$\begin{aligned}
& \mathbf{P}_{k|k} - O_{k,k-l}^{-1} \Delta O_{k,k-l} \mathbf{P}_{k|k} \Delta O_{k,k-l}^\top O_{k,k-l}^{-1\top} \\
&\leq O_{k,k-l}^{-1} \Delta O_{k,k-l} \hat{x}_{k|k} \hat{x}_{k|k}^\top \Delta O_{k,k-l}^\top O_{k,k-l}^{-1\top} \\
&\quad + (\mathbf{I} + O_{k,k-l}^{-1} \Delta O_{k,k-l}) \mathcal{C}_{k,k-l} (\mathbf{I} + O_{k,k-l}^{-1} \Delta O_{k,k-l})^\top \\
&\quad + O_{k,k-l}^{-1}.
\end{aligned} \tag{B.4}$$

Taking the Euclidean norm ($\|\cdot\|$) on the both sides of (B.4) and writing the relation for the left hand side of it, we have

$$\begin{aligned}
& \|\mathbf{P}_{k|k}\| - \|O_{k,k-l}^{-1} \Delta O_{k,k-l} \mathbf{P}_{k|k} \Delta O_{k,k-l}^\top O_{k,k-l}^{-1\top}\| \\
&\leq \|O_{k,k-l}^{-1} \Delta O_{k,k-l} \hat{x}_{k|k} \hat{x}_{k|k}^\top \Delta O_{k,k-l}^\top O_{k,k-l}^{-1\top}\| \\
&\quad + \|(\mathbf{I} + O_{k,k-l}^{-1} \Delta O_{k,k-l}) \mathcal{C}_{k,k-l} (\mathbf{I} + O_{k,k-l}^{-1} \Delta O_{k,k-l})^\top\| \\
&\quad + \|O_{k,k-l}^{-1}\|.
\end{aligned} \tag{B.5}$$

Again, using the relation

$$\begin{aligned}
& \|O_{k,k-l}^{-1} \Delta O_{k,k-l} \mathbf{P}_{k|k} \Delta O_{k,k-l}^\top O_{k,k-l}^{-1\top}\| \\
&\leq \|O_{k,k-l}^{-1} \Delta O_{k,k-l}\| \|\mathbf{P}_{k|k}\| \|\Delta O_{k,k-l}^\top O_{k,k-l}^{-1\top}\|
\end{aligned}$$

in (B.5) and substituting it in (B.4) with the norm, we can write

$$\begin{aligned}
\|\mathbf{P}_{k|k}\| &\leq \|O_{k,k-l}^{-1} \Delta O_{k,k-l} \hat{x}_{k|k} \hat{x}_{k|k}^\top \Delta O_{k,k-l}^\top O_{k,k-l}^{-1\top}\| \\
&\quad + (\mathbf{I} + O_{k,k-l}^{-1} \Delta O_{k,k-l}) \mathcal{C}_{k,k-l} (\mathbf{I} + O_{k,k-l}^{-1} \Delta O_{k,k-l})^\top \\
&\quad + O_{k,k-l}^{-1} \|/(1 - \|O_{k,k-l}^{-1} \Delta O_{k,k-l}\|^2).
\end{aligned} \tag{B.6}$$

Recalling the assumption that the states are bounded and using the Eq. (36), it is evident that if the uncertainty in process model is finite and follows the condition, $-\mathbf{I} < O_{k,k-l}^{-1} \Delta O_{k,k-l} < \mathbf{I}$, $\mathbf{P}_{k|k}$ in (B.6) is bounded for all $k \geq l$.

References

- [1] Brian DO Anderson and John B Moore. *Optimal filtering*. Courier Corporation, 2012.
- [2] Yaakov Bar-Shalom, X Rong Li, and Thiagalingam Kirubarajan. *Estimation with applications to tracking and navigation: theory algorithms and software*. John Wiley & Sons, 2004.
- [3] S Bhaumik, S Sadhu, and TK Ghoshal. Risk-sensitive formulation of unscented kalman filter. *IET control theory & applications*, 3(4):375–382, 2009.
- [4] Rene K Boel, Matthew R James, and Ian R Petersen. Robustness and risk-sensitive filtering. *IEEE Transactions on Automatic Control*, 47(3):451–461, 2002.
- [5] Subhash Challa, Mark R Morelande, Darko Mušicki, and Robin J Evans. *Fundamentals of object tracking*. Cambridge University Press, 2011.
- [6] Chi-Tsong Chen. *Linear System Theory and Design*. Oxford University Press, 1999.
- [7] Subhrakanti Dey. Topics in robust nonlinear estimation and control. 1995.
- [8] Subhrakanti Dey and John B Moore. Risk-sensitive filtering and smoothing via reference probability methods. *IEEE Transactions on Automatic Control*, 42(11):1587–1591, 1997.
- [9] Wassim M Haddad and Dennis S Bernstein. The optimal projection equations for reduced-order, discrete-time state estimation for linear systems with multiplicative white noise. *System & control letters*, 8(4):381–388, 1987.
- [10] Wassim M Haddad, Dennis S Bernstein, and Dennis Mustafa. Mixed-norm H_2/H_∞ regulation and estimation: The discrete-time case. *System & Control Letters*, 16(4):235–247, 1991.
- [11] Lidong He, Dongfang Han, Xiaofan Wang, and Ling Shi. Optimal linear state estimation over a packet-dropping network using linear temporal coding. *Automatica*, 49(4):1075–1082, 2013.
- [12] YC Ho and Robert Lee. A Bayesian approach to problems in stochastic estimation and control. *IEEE Transactions on Automatic Control*, 9(4):333–339, 1964.
- [13] David Jacobson. Optimal stochastic linear systems with exponential performance criteria and their relation to deterministic differential games. *IEEE Transactions on Automatic Control*, 18(2):124–131, 1973.
- [14] Andrew H Jazwinski. *Stochastic processes and filtering theory*. Courier Corporation, 2007.

- [15] Jing Ma and Shuli Sun. Optimal linear estimators for systems with random sensor delays, multiple packet dropouts and uncertain observations. *IEEE Transactions on Signal Processing*, 59(11):5181–5192, 2011.
- [16] Jing Ma and Shuli Sun. Distributed fusion filter for networked stochastic uncertain systems with transmission delays and packet dropouts. *Signal Processing*, 130:268–278, 2017.
- [17] John B Moore, Robert J Elliott, and Subhrakanti Dey. Risk sensitive generalization of minimum variance estimation and control. In *Nonlinear Control Systems Design 1995*, pages 423–428. Elsevier, 1995.
- [18] Kaare Brandt Petersen, Michael Syskind Pedersen, et al. The matrix cookbook. *Technical University of Denmark*, 7(15):510, 2008.
- [19] A Ray, LW Liou, and JH Shen. State estimation using randomly delayed measurements. *Journal of Dynamic Syst, Measurement, and Control*, 115(1):19–26, 1993.
- [20] Smita Sadhu, Shovan Bhaumik, Arnaud Doucet, and Tapan Kumar Ghoshal. Particle-method-based formulation of risk-sensitive filter. *Signal Processing*, 89(3):314–319, 2009.
- [21] Jason L Speyer, C-H Fan, and Ravi N Banavar. Optimal stochastic estimation with exponential cost criteria. In *[1992] Proc of the 31st IEEE Conf on Decision and Control*, pages 2293–2299. IEEE, 1992.
- [22] Shuli Sun. Linear minimum variance estimators for systems with bounded random measurement delays and packet dropouts. *Signal processing*, 89(7):1457–1466, 2009.
- [23] Shuli Sun. Optimal linear filters for discrete-time systems with randomly delayed and lost measurements with/without time stamps. *IEEE Transactions on Automatic Control*, 58(6):1551–1556, 2012.
- [24] Shuli Sun and Guanghui Wang. Modeling and estimation for networked systems with multiple random transmission delays and packet losses. *Systems & Control Letters*, 73:6–16, 2014.
- [25] Ranjeet Kumar Tiwari, Shovan Bhaumik, Thiagalingam Kirubarajan, et al. Particle filter for randomly delayed measurements with unknown latency probability. *Sensors*, 20(19):5689, 2020.
- [26] Xiaoxu Wang, Yan Liang, Quan Pan, and Chunhui Zhao. Gaussian filter for nonlinear systems with one-step randomly delayed measurements. *Automatica*, 49(4):976–986, 2013.
- [27] Lihua Xie, Yeng Chai Soh, and Carlos E De Souza. Robust kalman filtering for uncertain discrete-time systems. *IEEE Transactions on Automatic Control*, 39(6):1310–1314, 1994.
- [28] Huanshui Zhang, Gang Feng, and Chunyan Han. Linear estimation for random delay systems. *Systems & Control Letters*, 60(7):450–459, 2011.
- [29] Yonggang Zhang, Yulong Huang, Ning Li, and Lin Zhao. Particle filter with one-step randomly delayed measurements and unknown latency probability. *International Journal of Systems Science*, 47(1):209–221, 2016.