

Hilbert space multireference coupled clusters tailored by matrix product states

Ondřej Demel,^{†,⊥} Jan Brandejs,^{†,‡,⊥} Jakub Lang,^{†,¶,⊥} Jiří Brabec,[†] Libor Veis,[†]
Örs Legeza,^{§,||} and Jiří Pittner^{*,†}

[†]*J. Heyrovský Institute of Physical Chemistry, Academy of Sciences of the Czech Republic, v.v.i., Dolejškova 3, 18223 Prague 8, Czech Republic*

[‡]*Faculty of Mathematics and Physics, Charles University, Prague, Czech Republic*

[¶]*Faculty of Science, Charles University, Prague, Czech Republic*

[§]*Strongly Correlated Systems “Lendület” Research group, Wigner Research Centre for Physics, H-1525, Budapest, Hungary*

^{||}*Institute for Advanced Study, Technical University of Munich, Germany, Lichtenbergstrasse 2a, 85748 Garching, Germany*

[⊥]*Contributed equally to this work*

E-mail: jiri.pittner@jh-inst.cas.cz

Abstract

In the last decade, the quantum chemical version of the density matrix renormalization group (DMRG) method has established itself as the method of choice for calculations of strongly correlated molecular systems. However, despite its favorable scaling, it is in practice not suitable for computations of dynamic correlation. Several approaches to include that in post-DMRG methods exist; in our group we focused on the tailored-CC (TCC) approach, which employs T_1 and T_2 amplitudes from the DMRG active space to externally correct the single-reference CC method. This method works well in

many situations, however, in exactly degenerate cases (with two or more determinants of equal weight), it exhibits a bias towards the reference determinant representing the Fermi vacuum. Although in some cases it is possible to use a compensation scheme to avoid this bias for energy differences, as we did in a previous work on the singlet-triplet gap in the tetramethylenethane (TME) molecule, it is certainly a drawback.

In order to overcome the single-reference bias of the TCC method, we have developed a Hilbert-space multireference version of tailored CC, which can treat several determinants on an equal footing. We have employed a multireference analysis of the DMRG wave function in the matrix product state form to get the active amplitudes for each reference determinant and their constant contribution to the effective Hamiltonian. We have implemented and compared the performance of three Hilbert-space MRCC variants - the state universal one, and the Brillouin-Wigner and Mukherjee's state specific ones. We have assessed these approaches on the cyclobutadiene and tetramethylenethane (TME) molecules, which are both diradicals with exactly degenerate determinants at a certain geometry. Two DMRG active spaces have been selected based on orbital entropies, while the MRCC active space comprised the HOMO and LUMO orbitals needed for description of the diradical. We have also investigated the sensitivity of the results on orbital rotation of the HOMO-LUMO pair, as it is well known that Hilbert-space MRCC methods are not invariant to such transformations.

1 Introduction

Quantum chemical computations became an indispensable part of the basic as well as applied research in chemistry during the last decades. An effect of crucial importance for the accuracy of quantum chemical computations is the electron correlation. As long as one Slater determinant dominates the wave function, only so-called dynamic correlation plays a role, and the single-reference coupled cluster (CC) theory,¹ originally introduced to quantum chemistry by Čížek,² converges very fast with the excitation rank, already CCSD(T)³

being accurate enough for many purposes. However, the situation is dramatically different for strongly correlated systems, where no single Slater determinant dominates the wave function and the usual single reference approaches become inaccurate or completely break down. Since there are many chemically interesting compounds and reaction intermediates, which owing to their quasidegenerate (and consequently multiconfigurational) nature belong to this class, the development of methods capable to treat such systems is an important task. Similarly, when one targets excited states, the widely used methods like TDDFT or single-reference EOMCC become unreliable, when the ground state is not dominated by a single Slater determinant. An accurate description of such excited states is a challenging task, which requires new methodological progress and has many important applications.⁴

One category of methods that aim at a balanced description of static and dynamic correlation are multireference coupled cluster methods, which generalize the CC exponential parameterization of the wave function. Many approaches how to formulate the coupled cluster method for multireference problems have been suggested, which cannot be all listed here, so we cite only several reviews.⁵⁻⁸ Considerable effort has been put also into MRCC methods targeting excited states,⁴ however, even the advanced methods for excited states like icMRCC-LR⁹ and MR-EOMCC¹⁰ are limited to relatively small active spaces.⁴ Our group has focused on development of Hilbert space MRCC methods, mainly the state-specific ones — Brillouin-Wigner MRCC (BWCC) and Mukherjee’s MRCC (MkCC). We have implemented the MkCC method with iteratively and perturbatively included triexcitations.¹¹⁻¹³ In a collaboration with the group of J. Noga (Bratislava), we have developed explicitly correlated versions of the state-specific MRCC methods, which have the advantage of accelerated basis set convergence.¹⁴⁻¹⁶ In order to compute large molecules and exploit modern supercomputer architectures, in collaboration with K. Kowalski we have developed and applied massively parallelized implementations of BWCC and MkCC methods¹⁷⁻²¹ We have developed USS-based corrections to BWCC in a posteriori and iterative forms,^{22,23} which perform considerably better than the previously used a posteriori BWCC correction.²⁴ In

a collaboration with F. Neese (Muelheim), who revived interest in the local pair natural orbital (LPNO) approaches and developed LPNO-based CC method.²⁵ We have generalized his ORCA implementation to the multireference MkCC and BWCC methods at singles and doubles level²⁶ and later developed also the near-linearly scaling DLPNO-based implementation of Hilbert-space MRCCSD²⁷ and MRCCSD(T).²⁸

Externally corrected coupled cluster methods, based on the single reference CC ansatz, represent another possible approach to strongly correlated systems. They extract information about the most important higher excitations or active space mono- and biexcitations from an external calculation by a different method like CASSCF, MRCI, or DMRG.^{29–45} Recently, Piecuch et al. combined the active space and method-of-moments based CC methods^{46,47} with input of a subset of higher amplitudes from the stochastic FCIQMC method by Alavi et al.,^{48–51} resulting in an externally corrected CC approach,^{52–54} which has been extended to excited states.⁵⁵

DMRG is a very powerful approach suitable for treatment of strongly correlated systems, which has originally been developed by S.R. White in solid state physics^{56–58} and aimed mainly on treatment of one-dimensional model systems (chain of sites with interactions between neighbors). The success of DMRG in this field motivated its application to quantum chemical problems,⁵⁹ where it has outperformed traditional CASSCF for large active spaces. In spite of the algorithmic progress in DMRG, it is computationally prohibitive to brute-force DMRG to treat the dynamic correlation by including all virtual orbitals into the active space. Since the dynamic correlation in general has a very significant chemical impact, development of “post-DMRG” methods aimed at describing this effect is an important topic and still a major challenge. In Ref.⁵⁹ an overview of various post-DMRG approaches is given. Several competing approaches have been proposed: methods based on second order perturbation theory,^{60–64} internally contracted MRCI,⁶⁵ random phase approximation (RPA),⁶⁶ the canonical transformation method,^{67–70} the adiabatic connection approach,^{71–73} as well as the DMRG-tailored CC approach pursued in our group^{40–43} and recently also by

others.^{74,75} The TCC method did yield promising results, also for large systems employing the DLPNO-based implementation,⁴⁴ and for molecules containing heavy atoms employing the relativistic four-component implementation.⁴⁵

However, TCC has also its disadvantages, probably the largest one being its single-reference bias, which particularly manifests itself in situations when two (or more) determinants have almost degenerate weights. In some situations of this kind it is possible to devise an error-compensation scheme for energy difference quantities like e.g. the singlet-triplet gap, but in general it seems advantageous to develop a multireference version of the TCC method, which is the topic of this work.

We first present the multireference DMRG-tailored CC based on the Hilbert-space MRCC approach and then also discuss the use of single-reference TCC in multiconfigurational situations, in particular in the case of biradicals. Numerical assessment of the newly developed methods on two interesting biradical molecules — cyclobutadiene and tetramethyleneethane — is then performed.

2 Methods

Before describing the newly developed multireference DMRG-tailored CC method we will give a brief overview of the single reference DMRG-tailored CC and Hilbert-space MRCC methods, which are its two essential ingredients. Finally, we add some notes on using the single-reference tailored CC method in low spin open shell cases, explaining the error compensation scheme for the singlet-triplet energy gap.

2.1 The DMRG method and MPS wave function

When applied to quantum chemical Hamiltonians, the DMRG method^{76–83} runs on a “lattice” of active molecular orbitals, where each orbital (“site”) has a 4-dimensional state space (0, α -electron, β -electron, electron pair). As shown by Rommer and Östlund,⁸⁴ the DMRG

sweep algorithm corresponds to energy minimization with a wave function ansatz in the matrix product state (MPS) form. If there were no restrictions on the dimension of the matrices involved (bond dimension), DMRG would eventually converge to the FCI energy (at an exponential cost).

A practical version of DMRG for quantum chemistry is the two-site algorithm, which, in contrast to the one-site approach, is less prone to get stuck in local minimum.⁷⁶ It provides the wave function in the two-site MPS form⁷⁷

$$|\Psi_{\text{MPS}}\rangle = \sum_{\{\alpha\}} \mathbf{A}^{\alpha_1} \mathbf{A}^{\alpha_2} \dots \mathbf{W}^{\alpha_i \alpha_{i+1}} \dots \mathbf{A}^{\alpha_n} |\alpha_1 \alpha_2 \dots \alpha_n\rangle, \quad (1)$$

where $\alpha_i \in \{|0\rangle, |\downarrow\rangle, |\uparrow\rangle, |\downarrow\uparrow\rangle\}$ and for a given pair of adjacent indices $[i, (i+1)]$, \mathbf{W} is a four index tensor, which corresponds to the eigenfunction of the electronic Hamiltonian expanded in the tensor product space of four tensor spaces defined on an ordered orbital chain, so-called *left block* (M_l dimensional tensor space), *left site* (four dimensional tensor space of i^{th} orbital), *right site* (four dimensional tensor space of $(i+1)^{\text{th}}$ orbital), and *right block* (M_r dimensional tensor space). The MPS matrices \mathbf{A} are obtained by successive application of the singular value decomposition (SVD) with truncation on \mathbf{W} 's and iterative optimization by going through the ordered orbital chain from *left* to *right* and then sweeping back and forth. When employing the two-site MPS wave function (Eq. 1) for the purposes of the TCCSD method, the CI expansion coefficients c_i^a and c_{ij}^{ab} for $a, b, i, j \in \text{CAS}$, as well as coefficients of higher excitations can be efficiently calculated by contractions of MPS matrices.^{85,86}

2.2 The single-reference DMRG-TCC method

The tailored CC (TCC) approach pioneered by Kinoshita et al.⁸⁷ belongs to the class of so called externally corrected CC methods. The TCC wave function assumes the split-

amplitude exponential form introduced previously by Piecuch et al.^{88,89}

$$|\Psi_{\text{TCC}}\rangle = e^T|\Phi_0\rangle = e^{T_{\text{ext}}+T_{\text{CAS}}}|\Phi_0\rangle = e^{T_{\text{ext}}}e^{T_{\text{CAS}}}|\Phi_0\rangle, \quad (2)$$

i.e. the cluster operator is split up into its active space part (T_{CAS}) and the remaining external part (T_{ext}). Since $|\Phi_0\rangle$ is a single-determinant reference wave function, both of the aforementioned cluster operators mutually commute, which keeps the methodology very simple. The T_{CAS} amplitudes are supposed to be responsible for a proper description of the static correlation. They are computed from the MPS wave function, first obtaining the CI coefficients and then performing a ‘‘cluster analysis’’ using the well known relations between the linear CI and exponential CC expansions.

$$T_{\text{CAS}}^{(1)} = C^{(1)}, \quad (3)$$

$$T_{\text{CAS}}^{(2)} = C^{(2)} - \frac{1}{2}[C^{(1)}]^2. \quad (4)$$

The T_{CAS} amplitudes are kept frozen during the CC iterations, while the T_{ext} part, which is responsible for a proper description of the dynamic correlation, is being optimized.

2.3 A brief overview of the Hilbert-space MRCC methods

The Hilbert-space MRCC methods⁵⁻⁷ are based on the Jeziorski-Monkhorst (JM) Ansatz⁹⁰

$$\Omega_\alpha = \sum_{\mu=1}^M e^{T_\alpha(\mu)}|\Phi_\mu\rangle\langle\Phi_\mu| \quad (5)$$

for the wave operator Ω_α , which maps a model-space projection of the exact wave function of state α back to the exact wave function

$$\Psi_\alpha = \Omega_\alpha\Psi_\alpha^P \equiv P\Psi_\alpha = \sum_{\mu=1}^M c_\mu^\alpha|\Phi_\mu\rangle \quad (6)$$

Here M is the dimension of the model (reference) space spanned by the Slater determinants $|\Phi_\mu\rangle$ and P is a projector on this space. In most formulations one requires the wave operator to obey the intermediate normalization, which translates to the condition

$$P\Omega_\alpha P = P\Omega_\alpha = P \quad (7)$$

Using the wave operator (6) it is possible to introduce an effective Hamiltonian

$$H_\alpha^{\text{eff}} = PH\Omega_\alpha P \quad (8)$$

This Hamiltonian operates on wave functions from the model space, but shares eigenvalue(s) with the full Hamiltonian

$$H_\alpha^{\text{eff}}\Psi_\alpha^P = E_\alpha\Psi_\alpha^P \quad (9)$$

If this holds for all eigenvalues, the resulting method is called state-universal, otherwise it is called state-specific for state no. α . The state-universal MRCC method (SUMRCC) can be derived by inserting the JM Ansatz into the Bloch equation

$$H\Omega P = \Omega PH\Omega P \equiv \Omega H^{\text{eff}} \quad (10)$$

which is derived from Schrödinger equation but eliminates the explicit appearance of the energy. On the other hand, the state-specific methods are derived directly from the Schrödinger equation. Since they only target one state, their derivation leads to an underdetermined set of equations, which has to be augmented by “sufficiency conditions” to yield equations for the individual amplitudes in the JM Ansatz (5). Depending on the details of these conditions, different state-specific methods can be obtained.

The resulting amplitude equations for the state-universal method⁹⁰ read

$$\langle \Phi_{\vartheta} | H_N(\mu) e^{T(\mu)} | \Phi_{\mu} \rangle_C \equiv \langle \Phi_{\vartheta} | e^{-T(\mu)} H_N(\mu) e^{T(\mu)} | \Phi_{\mu} \rangle = \sum_{\nu \neq \mu} \langle \Phi_{\vartheta} | e^{-T(\mu)} e^{T(\nu)} | \Phi_{\nu} \rangle H_{\nu\mu}^{\text{eff}} \quad (11)$$

where Φ_{ϑ} is an excited determinant with respect to the Φ_{μ} Fermi vacuum and the subscript C indicates that only connected diagrams are taken into account. An alternative formulation derived by Kucharski and Bartlett⁹¹ exists, which is equivalent to (11) if the model space is complete.

The simplest state-specific method is the Brillouin-Wigner one (BWCC)⁹²⁻⁹⁷ where the amplitude equations for different reference are coupled via the energy

$$(E_{\alpha} - H_{\mu\mu}^{\text{eff}}) \langle \Phi_{\vartheta} | e^{T(\mu)} | \Phi_{\mu} \rangle = \langle \Phi_{\vartheta} | H_N(\mu) e^{T(\mu)} | \Phi_{\mu} \rangle_{C+DC,L} \quad (12)$$

where the subscript $C+DC,L$ indicates inclusion of both connected and disconnected but linked diagrams. The disadvantage of the BWCC method is its lack of size-extensivity, which requires a correction.^{24,98} This issue has been addressed by Mukherjee et al.,⁹⁹ who derived a size-extensive state specific MRCC version (MkCC) with amplitude equations

$$\langle \Phi_{\vartheta}(\mu) | e^{-T(\mu)} H e^{T(\mu)} | \Phi_{\mu} \rangle c_{\mu}^{\alpha} + \sum_{\nu \neq \mu} H_{\mu\nu}^{\text{eff}} c_{\nu}^{\alpha} \langle \Phi_{\vartheta}(\mu) | e^{-T(\mu)} e^{T(\nu)} | \Phi_{\mu} \rangle = 0 \quad (13)$$

The last possibility was derived by Mahapatra and Chattopadhyay^{100,101} under the name H2E2 MRCC with amplitude equations

$$\begin{aligned} \langle \Phi_{\vartheta}(\mu) | e^{-T(\mu)} H e^{T(\mu)} | \Phi_{\mu} \rangle c_{\mu}^{\alpha} + \sum_{\nu (\neq \mu)} [\langle \Phi_{\vartheta}(\mu) | e^{-T(\mu)} e^{T(\nu)} | \Phi_{\mu} \rangle H_{\mu\nu}^{\text{eff}} c_{\nu}^{\alpha} - \\ - \langle \Phi_{\vartheta}(\mu) | e^{-T(\mu)} e^{T(\nu)} | \Phi_{\nu} \rangle H_{\nu\mu}^{\text{eff}} c_{\mu}^{\alpha}] = 0. \end{aligned} \quad (14)$$

The relationship between different Hilbert-space MRCC methods has been studied by Kong.¹⁰²

2.4 Multireference DMRG-tailored CC

The TCC method is based on the single-reference CC ansatz and exhibits thus a bias if the wave function is dominated by two or more determinants with a comparable weight. To ameliorate this we propose to combine the tailored CC idea with the Jeziorski-Monkhorst MRCC ansatz

$$|\Psi^\alpha\rangle = \sum_{\mu \in \mathcal{M}} C_\mu^\alpha |\Psi_\mu\rangle = \sum_{\mu \in \mathcal{M}} C_\mu^\alpha e^{T(\mu)} |\Phi_\mu\rangle \quad (15)$$

$$T(\mu) = T_{\text{CAS}}(\mu) + T_{\text{ext}}(\mu) \quad (16)$$

where the orbital set used to build the M -dimensional Jeziorski-Monkhorst model space \mathcal{M} is a subset of the (substantially) larger CAS in which DMRG is performed and used as the external source of amplitudes.

In order to uniquely obtain $T_{\text{CAS}}(\mu)$ amplitudes for all μ from the CASCI/MPS wave function one has to consider M states Ψ_α and perform a MR generalization of the CC analysis of a CI wave function.¹⁰³ Then the coefficients C_μ^α will form an invertible matrix $\mathbf{C} = \|\|C_\mu^\alpha\|\|$ and

$$|\Psi_\mu\rangle \equiv e^{T(\mu)} |\Phi_\mu\rangle = \sum_{\alpha=1}^M (\mathbf{C}^{-1})_\mu^\alpha |\Psi^\alpha\rangle \quad (17)$$

Expanding the MRCC wave function $|\Psi_\mu\rangle$ in determinants from the model space and its orthogonal complement yields

$$|\Psi^\alpha\rangle = \sum_{\mu \in \mathcal{M}} C_\mu^\alpha |\Phi_\mu\rangle + \sum_{\vartheta \notin \mathcal{M}} D_\vartheta^\alpha |\Phi_\vartheta\rangle \quad (18)$$

Multiplying the vector of $\{|\Psi^\alpha\rangle\}_{\alpha=1}^M$ by the inverse matrix \mathbf{C}^{-1} we get

$$|\Psi_\mu\rangle = |\Phi_\mu\rangle + \sum_{\vartheta \notin \mathcal{M}} B_\vartheta^\mu |\Phi_\vartheta\rangle \quad (19)$$

where the coefficient matrix $\mathbf{B} \equiv \|\|B_\vartheta^\mu\|\| = \mathbf{C}^{-1} \mathbf{D}$. The reference-specific wave function $|\Psi_\mu\rangle$

has a single-reference-like structure and can be analyzed in the usual way comparing the CI coefficients and products of amplitudes resulting from the exponential

$$T_{\text{CAS},1}(\mu) = B_1(\mu) \quad (20)$$

$$T_{\text{CAS},2}(\mu) = B_2(\mu) - 1/2T_{\text{CAS},1}(\mu)^2 \quad (21)$$

$$T_{\text{CAS},3}(\mu) = B_3(\mu) - T_{\text{CAS},1}(\mu)T_{\text{CAS},2}(\mu) - 1/6T_{\text{CAS},1}(\mu)^3 \quad (22)$$

...

The DMRG calculation yields wave functions in the matrix product state (MPS) form, from which CI coefficients with a limited excitation rank can be obtained efficiently by performing contractions of the virtual indices in MPS for selected values of physical indices. In particular, the *efficient* MRCC analysis takes advantage of the compressed MPS form of the DMRG wave functions. All the targeted states indeed share the MPS matrices except for the two active sites (two-site DMRG). Moreover, these two-site tensors are for the purposes of diagonalization internally stored in the form of vectors, which can be easily rotated with the inverted matrix of reference coefficients in all targeted states. The CI coefficients and subsequently CC amplitudes for all the references are then obtained analogously to the single reference case from these rotated MPS wave functions.^{40,41}

From this point onward, all $T_{\text{CAS}}(\mu)$ amplitudes are kept fixed in the tailored CC spirit, while $T_{\text{ext}}(\mu)$ are obtained iteratively using one of the Hilbert-space MRCC schemes (Mukherjee's, Brillouin-Wigner, or state-universal).

However, in contrast to the single-reference TCC, there is a slight complication with the effective Hamiltonian

$$H_{\nu\mu}^{\text{eff}} = \langle \Phi_\nu | H_N(\mu) e^{T_{\text{CAS}}(\mu) + T_{\text{ext}}(\mu)} | \Phi_\mu \rangle_C \quad (23)$$

where $H_N(\mu)$ is the Hamiltonian in normal order form with respect to Φ_μ Fermi vacuum and the C subscript indicates that only connected diagrams contribute (for complete model space). Its diagonal elements, being diagrammatically analogous to the single-reference CC

energy formula, depend explicitly only on $T_1(\mu)$ and $T_2(\mu)$, regardless of the truncation of T and mutual excitation rank between Φ_ν and Φ_μ and are thus straightforward. On the other hand, higher $T_{\text{CAS}}(\mu)$ than biexcitations contribute in general to the off-diagonal elements, even if T_{ext} is truncated to SD, and we have to account for this contribution. Otherwise, the MRTCC energy obtained by the diagonalization of H^{eff} , would not recover the DMRG (CASCI) energy for $T_{\text{ext}}(\mu) = 0$, which is a sensible consistency requirement that is fulfilled in the single-reference case. Rather than performing the MRCC analysis for $T_{\text{CAS},3}(\mu)$, $T_{\text{CAS},4}(\mu)$, \dots and computing explicitly their contribution to $H_{\nu\mu}^{\text{eff}}$, we use the fact that $T_{\text{CAS}}(\mu)$ are fixed during the MRTCC iterations. They thus contribute to $H_{\nu\mu}^{\text{eff}}$ by a constant additive term, and in general also by terms mixing $T_{\text{CAS}}(\mu)$ and $T_{\text{ext}}(\mu)$, which however vanish for $T_{\text{ext}}(\mu) = 0$. The constant contribution of $T_{\text{CAS},n}(\mu)$, ($n > 2$) can be expressed as

$$H_{\nu\mu}^{\text{eff,corr}} = \langle \Phi_\nu | H_N(\mu) e^{T_{\text{CAS}}(\mu)} | \Phi_\mu \rangle_C - \langle \Phi_\nu | H_N(\mu) e^{T_{\text{CAS},1}(\mu) + T_{\text{CAS},2}(\mu)} | \Phi_\mu \rangle_C \quad (24)$$

where the second term can be easily obtained in the first MRTCCSD iteration when $T_{\text{ext}}(\mu) = 0$. To obtain the first term from DMRG/CASCI calculation, not much additional effort is needed, since

$$\langle \Phi_\nu | H_N(\mu) e^{T_{\text{CAS}}(\mu)} | \Phi_\mu \rangle_C = \langle \Phi_\nu | H_N(\mu) | \Psi_\mu^{\text{CAS}} \rangle_C \quad (25)$$

and the wave function $|\Psi_\mu^{\text{CAS}}\rangle \equiv e^{T_{\text{CAS}}(\mu)} |\Phi_\mu\rangle$ is needed for the MRCC analysis (19-22) anyway. The effective Hamiltonian is then computed during the MRTCCSD iterations as

$$H_{\nu\mu}^{\text{eff}} = H_{\nu\mu}^{\text{eff,corr}} + \langle \Phi_\nu | H_N(\mu) e^{T_{\text{CAS},12}(\mu) + T_{\text{ext},12}(\mu)} | \Phi_\mu \rangle_C \quad (26)$$

The correction (24) lacks some terms combining $T_{\text{ext}}(\mu)$ and $T_{\text{CAS}}(\mu)$ which become nonzero during the MRTCC iterations; for example for mutually biexcited Φ_ν and Φ_μ , the term $\langle \Phi_\nu | H_{N,2} T_{\text{CAS},3}(\mu) T_{\text{ext},1}(\mu) | \Phi_\mu \rangle$ is missing. Such terms will, however, not affect the limiting

cases where MRTCC should reproduce CASCI or FCI energies, for $T_{\text{ext}} = 0$ or for the CAS space spanning all orbitals, respectively. We think that it is thus a justified approximation to neglect them.

2.5 A note on the use of single-reference tailored CC in low-spin open shell cases

The single-reference tailored CC method (as well as standard CC) exhibits a bias, energetically favoring systems where there is one dominant determinant used as its reference compared to systems where two (or more) determinants have an equal weight. As a consequence, it breaks the energy degeneracy of the individual components of a triplet state with different M_S . However, this feature can be used to devise an error compensation scheme for calculations of energy differences. In the simplest case of a diradical, which can be described by the CAS(2,2) space consisting of two electrons in the HOMO-LUMO pair (ϕ_H, ϕ_L) , the singlet-triplet energy gap can be reliably computed as a difference of the energy of the singlet and the energy of the $M_S = 0$ component of the triplet, since both states are then described “equally poorly” by the single-reference method. Use of $M_S = 1$ triplet energy might on the other hand yield even a wrong sign of the ST gap with triplet too low.⁴²

The $M_S = 0$ triplet component is dominated by two “low-spin” Slater determinants

$$\Psi_{S=1, M_S=0} = \frac{1}{\sqrt{2}} (\det|\phi_H\alpha, \phi_L\beta| - \det|\phi_H\beta, \phi_L\alpha|) \quad (27)$$

Henceforth, we will abbreviate such a wavefunction as $(ab - ba)$ or $(\dots 2ab - \dots 2ba)$ if the preceding inactive electrons should be emphasized. It is possible to compute such a state using a standard CC code, which assumes either a closed shell or a high-spin open shell reference, as long as the code has a spin-unrestricted implementation supporting different spatial orbitals for α and β spins. One can then exchange the β spinorbitals of HOMO and

LUMO, $\phi'_H = \phi_L$, $\phi'_L = \phi_H$ so that the wave function (27) will be transformed to

$$\Psi_{S=1, M_S=0} = \frac{1}{\sqrt{2}} (\det|\phi_H\alpha, \phi'_H\beta| - \det|\phi'_L\beta, \phi_L\alpha|) \quad (28)$$

abbreviated as (20 – 02). Clearly one can then use the single reference method with the Fermi vacuum 20, although the description of the state is poor if the two determinants are quasidegenerate.

Actually, this technique can be generalized for treatment of any wave function with $M_S \geq 0$. One chooses the (low-spin) reference determinant and then performs separate permutations of both α and β spinorbitals which bring the chosen determinant to the form ($\dots 22a \dots a00 \dots$). In the tailored CC approach, this can be sometimes used to target both ground and excited state, as exemplified below.

Since the single-reference CC and TCC methods are not invariant to rotations between HOMO and LUMO and the Hilbert space MRCC methods are not invariant with respect to rotations among the active orbitals, it is interesting also to investigate the influence of such rotations on the resulting energies. We have investigated the particularly interesting $\pi/4$ mixing angle, when

$$\begin{aligned} \phi_H &= \frac{1}{\sqrt{2}}(\tilde{\phi}_H + \tilde{\phi}_L) \\ \phi_L &= \frac{1}{\sqrt{2}}(\tilde{\phi}_H - \tilde{\phi}_L) \end{aligned} \quad (29)$$

Such an orbital rotation of course transforms also the many-electron reference wave function and one has to account for this in the computational setup. For example, the singlet wave function which in the original orbitals had the character (20 – 02)

$$\Psi_{S=0, M_S=0} = \frac{1}{\sqrt{2}} (\det|\phi_H\alpha, \phi_H\beta| - \det|\phi_L\alpha, \phi_L\beta|) \quad (30)$$

will after inserting the transformation (29) become $(ab + ba)$

$$\Psi_{S=0, M_S=0} = \frac{1}{\sqrt{2}}(\det|\tilde{\phi}_H\alpha, \tilde{\phi}_L\beta| + \det|\tilde{\phi}_H\beta, \tilde{\phi}_L\alpha|) \quad (31)$$

This transformation can also be combined with the aforementioned swap of β spinorbitals to bring the transformed wave function into a form suitable for calculation with a code assuming a high-spin reference determinant.

Table 1: Wave function character of the lowest singlet and triplet states in a CAS(2,2) space subject to $\pi/4$ orbital mixing and swap of β spinorbitals

Transformation	none	rotation	swap	rotation+swap
Singlet	$(20 - 02)$	$(ab + ba)$	$(ab - ba)$	$(20 + 02)$
Triplet	$(ab - ba)$	$(ab - ba)$	$(20 - 02)$	$(20 - 02)$

We have performed a systematic investigation of the influence of the orbital rotation on the single- as well as multireference tailored CC energies. In Table 1 we list the resulting characters of the wave functions of the lowest singlet and triplet states in the CAS(2,2) space subject to the aforementioned transformations. Notice, in particular, the interesting fact that when the $\pi/4$ rotation is combined with the β HOMO-LUMO spinorbital swap, both singlet and triplet state acquire a formally closed shell character (with different orbitals for different spins, of course). This has the interesting side effect, that the single-reference tailored CC method with closed shell reference 20 can be employed to compute both states, because the double excitation amplitude which corresponds to the other dominant determinant is frozen during the TCC calculation, and (due to the intermediate normalization) is approximately +1 or -1, respectively. Standard single-reference CC, which iterates this amplitude, converged to the $M_S = 0$ triplet component, although this behavior might depend on numerical details.

3 Numerical results

3.1 Automerization of cyclobutadiene

Cyclobutadiene is a fascinating molecule that over the years attracted a lot of attention of theoretical as well as experimental chemists. It undergoes an automerization reaction, see Figure 1, for which the carbon atom tunneling mechanism has been proposed.^{104–106} It is also important for its anti-aromatic character and alleged aromatic character of its first excited triplet state, which makes it particularly interesting.^{107,108} The automerization reaction of cyclobutadiene is indeed a perfect benchmark for multireference methods^{37,109–112} as the D_{2h} ground state ($1A_{1g}$) is a closed-shell system, but the D_{4h} transition state is an open-shell system with degenerate orbitals, thus requiring a proper multireference treatment.¹⁰⁸ The experimental values for the automerization barrier vary considerably within the range 1.6–12 kcal/mol.¹¹³ We hope that our results will shed more light on this delicate property and eventually help to determine its value more accurately. The aforementioned degeneracy in case of the transition state is a perfect test bed for the multireference tailored CC methods. In what follows, we will abbreviate the spectroscopic labeling of electronic states in the following (and usual) way: $1^1A_g \rightarrow S_0$, $1^3B_{1g} \rightarrow T_1$, $1^1B_{1g} \rightarrow S_1$, $2^1A_g \rightarrow S_2$.

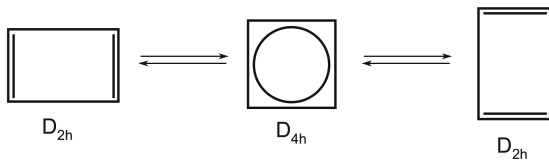


Figure 1: Automerization reaction of cyclobutadiene.

3.1.1 Computational details

The geometries were taken from¹¹⁴ and correspond to the MR AQCC/cc-pVTZ methodology with state averaged CASSCF(4,4) orbitals. In particular, the rectangular ground state geometry with $r_{C=C} = 1.349$ Å and $r_{C-C} = 1.562$ Å was linearly interpolated to the

square transition state geometry with $r_{C-C} = 1.447 \text{ \AA}$ (by means of λ parameter). We have employed the CASPT2(4,4)/cc-pVTZ natural orbitals state averaged over all the states in study (S_0 , T_1 , S_1 , S_2). The active space contained two π and two π^* orbitals. Based on the occupation numbers of CASPT2(4,4) natural orbitals, we have selected two DMRG active spaces: CAS(20,14) (occupation numbers larger than 0.015) and CAS(20,19) (occupation numbers larger than 0.01). For CASPT2 calculations, we have employed the MOLPRO package,¹¹⁵ DMRG calculations were carried out with Budapest QCDMRG code¹¹⁶ and TCC and MRTCC calculations were performed with our implementation in ORCA.¹¹⁷

3.1.2 Results and Discussion

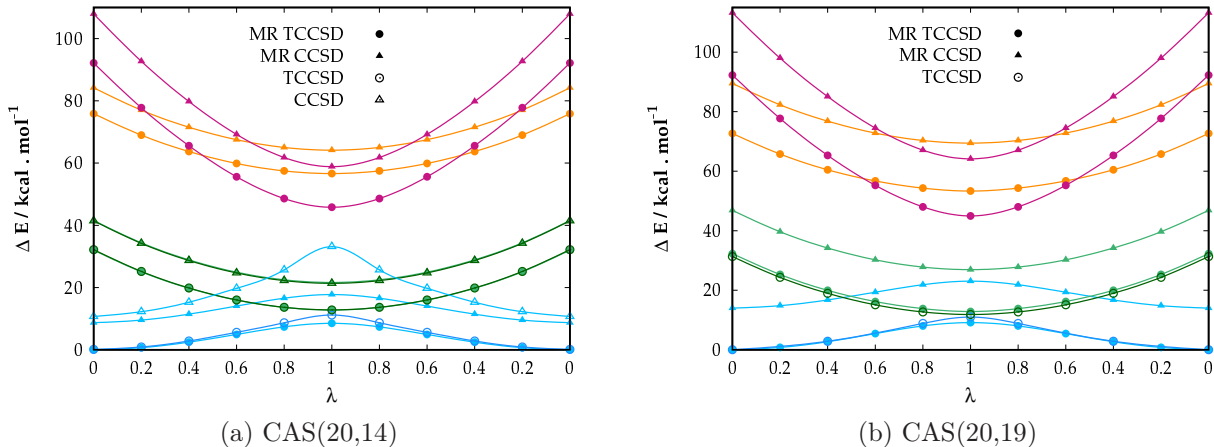


Figure 2: The potential energy surfaces of the four lowest lying states: S_0 (blue), T_1 (green), S_1 (orange), and S_2 (purple) along the automerization path. The left subfigure corresponds to the DMRG active spaces containing 14 orbitals, whereas the right to the active spaces containing 19 orbitals.

The automerization potential energy surfaces of the four lowest lying states (S_0 , T_1 , S_1 , and S_2) are depicted in Figure 2. The automerization path corresponds to the linear interpolation between the S_0 optimized structure of cyclobutadiene and the S_0 optimized structure of its transition state. Figure 2a contains the results of TCCSD and MR TCCSD methods with CAS(20,14), Figure 2b results with CAS(20,19). Numerical values of the S_0 automerization energy barriers for all the employed methods plus the MR AQCC results

Table 2: The MR CCSD, MR TCCSD, and MR AQCC¹¹⁴ automerization energy barriers in kcal mol⁻¹. All the results correspond to the cc-pVTZ basis.¹¹⁸

	ΔE_{el}
MR AQCC ¹¹⁴	8.4
CCSD	22.46
MR CCSD	9.06
TCCSD(20,14)	11.04
MR TCCSD(20,14)	8.52
TCCSD(20,19)	10.99
MR TCCSD(20,19)	9.13

Table 3: The MR CCSD, MR TCCSD, and MR AQCC¹¹⁴ energy gaps in kcal mol⁻¹ between the transition state and the lowest three excited states optimized at MR AQCC level.¹¹⁴ All the results correspond to the cc-pVTZ basis.¹¹⁸

	$S_0 \rightarrow T_1$	$S_0 \rightarrow S_1$	$S_0 \rightarrow S_2$
MR AQCC ¹¹⁴	5.5	31.5	43.3
MR CCSD	3.8	48.2	46.4
MR TCCSD(20,14)	4.3	37.5	48.1
MR TCCSD(20,19)	3.7	36.0	44.1

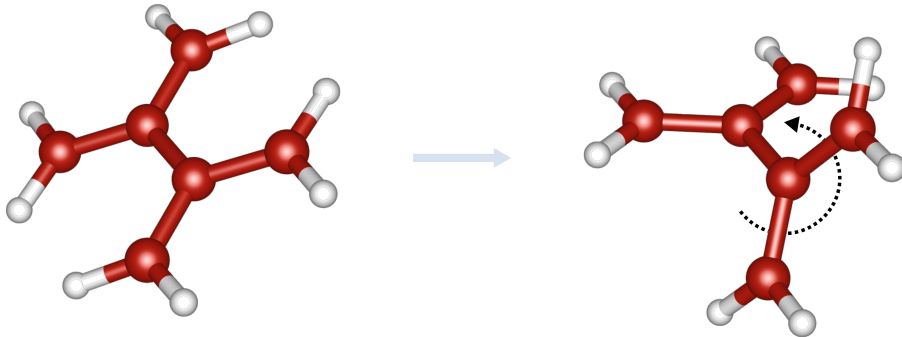
of Eckert-Maksic *et al.*¹¹⁴ are collected in Table 2. The adiabatic (i.e. with respect to the optimized geometries of excited states taken from Ref. 114) energy gaps between the S_0 transition state and the lowest lying excited states (T_1 , S_1 , and S_2) are presented in Table 3.

Since the description of the ground state automerization is a CAS(2,2) problem (two degenerate orbitals for the transition state), we expect MR CCSD method to work well. On the other hand, single reference CCSD fails in the description by dramatically overshooting the energy barrier, which can be seen in Table 2. In Figure 2, one can observe that MR CCSD and MR TCCSD potential energy curves are very parallel, with MR TCCSD ones shifted towards lower energies. This energy decrease is what is expected (and desired), since the exact (within the given DMRG space) single and double CC amplitudes are employed for the DMRG active spaces in case of the MR TCCSD method. It is also more pronounced for the larger 19-orbital DMRG active space (see Figure 2b). The TCCSD S_0 potential energy curves copy the MR TCCSD counterparts in the λ region from 0 to 0.6. They, however, differ for the transition state ($\lambda = 1.0$) and also for $\lambda = 0.8$, where the bias of the results towards

the choice of a reference from equally important determinants is expected for TCCSD. The S_0 TCCSD relative energies are less sensitive to the size of the DMRG active space than MR TCCSD energies. For the 19-orbital DMRG space, the difference between TCCSD and MR TCCSD energy barriers equals 1.9 kcal/mol. Our best result [MR TCCSD(20,19)] on the S_0 energy barrier corresponds to 9.13 kcal/mol and is slightly higher than the best MR AQCC result of Eckert-Maksic *et al.*¹¹⁴ (8.8 kcal/mol). When adding the MR AQCC ZPV correction (2.5 kcal/mol¹¹⁴), we end up with 6.63 kcal/mol, i.e somewhere in the middle of the experimental range (1.6 - 12 kcal/mol¹¹³). Interestingly, the differences between the T_1 TCCSD ($M_S = 1$ component) and MR TCCSD ($M_S = 0$ component) energies are more pronounced for the larger DMRG active space (roughly 1 kcal/mol). The situation is, however, quite different for the adiabatic excitation energies (Table 3). Correct description of the excited states requires larger than CAS(2,2) space. As can be seen in the Table 3, MR CCSD gives roughly 17 kcal/mol difference when compared to the reference MR(4,4) AQCC data in case of S_2 state. MR TCCSD results are very consistent and the maximum difference with respect to MR AQCC is roughly 4 kcal/mol. One can also observe rather significant improvement of the $S_0 \rightarrow S_1$ MR TCCSD excitation energy when going from CAS(20,14) to CAS(20,19).

3.2 Torsion of tetramethyleneethane

Figure 3: Torsion reaction coordinate in the TME molecule.



Tetramethyleneethane (TME) is the simplest disjoint non-Kekulé diradical, which was

first synthesized by Dowd.¹¹⁹ Due to its complex electronic structure, which requires a balanced description of both static and dynamic correlation, it has been often used as a benchmark system for the state-of-the-art multireference computational methods.^{120–124} Its complexity comes out of the fact that it contains a nearly degenerate pair of frontier orbitals, which tend to be localized on separate allyl subunits¹²³ and are occupied by two electrons. Moreover, TME possesses a degree of freedom corresponding to the rotation about the central C-C bond (maintaining D_2 symmetry, see Figure 3) and the energetic ordering of these two frontier orbitals and consequently their occupation in the lowest singlet state changes along the rotation. As a result, determining the relative stability of the lowest singlet and triplet states and the rotation barrier in the singlet state turns out to be a big challenge for both experimental and theoretical methods.

3.2.1 Computational

As noted by Pozun et al.,¹²³ a relatively large basis with f functions on the C atoms is needed to reproduce the maximum on the singlet PES at 45 degrees, cc-pVTZ being the required minimum. In our previous study⁴² where we performed a FCIQMC benchmark calculation of TME, we employed the cc-pVTZ basis set and then constructed a set of 60 CASPT2(6,6) natural orbitals to which the FCIQMC calculation was confined due to its computational limitations.

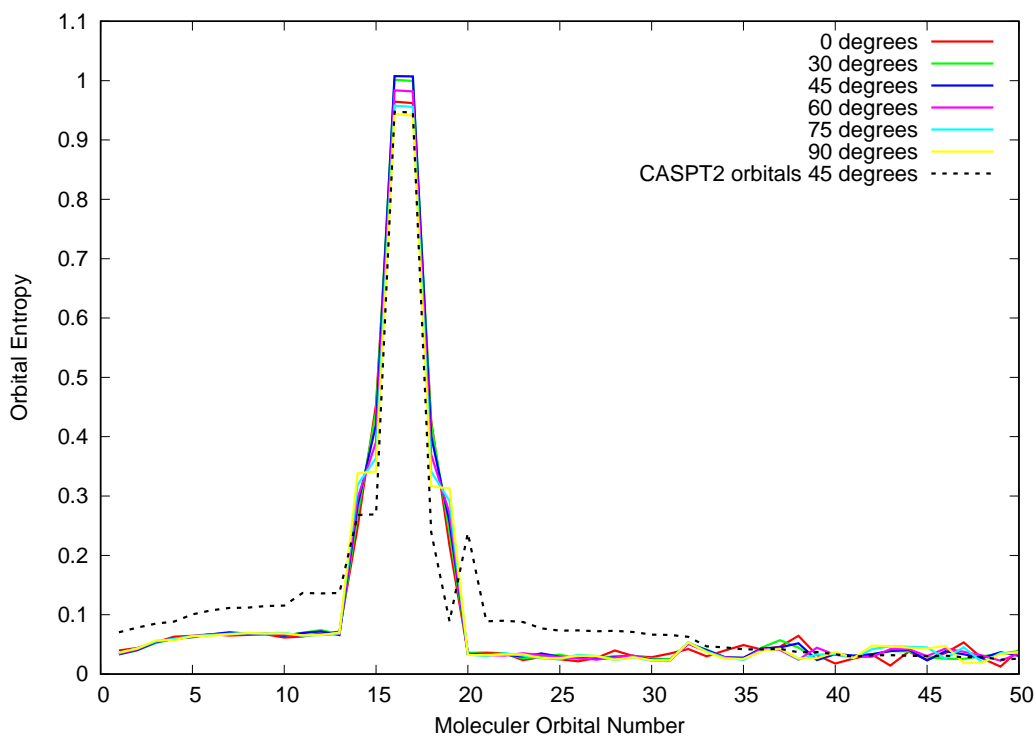
In this work, we keep using the cc-pVTZ basis set, however, we do not employ the CASPT2 orbitals from the previous work, for several reasons. Firstly, we did not aim to repeat a FCI-quality benchmarking which would require such a severe limitation of the virtual orbital space. Secondly, we aimed to test the multireference methods in a simpler computational setup that better corresponds to the workflow of their intended use in applications and which would be unnecessarily complicated by the CASPT2 step. Finally, it turned out that in the orbitals from the previous study, which were computed using ORCA without a symmetry adaptation to the abelian point group, it was rather difficult to analyze the character

of excited states resulting from the DMRG calculations. Since such an analysis is essential to determine which states to use in the multireference CC analysis for the MR tailored CC method, in this work we computed symmetry-adapted CASSCF(6,6) orbitals using Molpro and transformed them to a form suitable for ORCA and NWChem programs for subsequent calculations. The DMRG calculations were carried out with Budapest QCDMRG code,¹¹⁶ while TCC and MRTCC calculations were performed with our implementation in ORCA.¹¹⁷ The MkCCSDT reference calculations were performed by our local version of NWChem. We have excluded the 1s orbital of carbon atoms from the correlation treatment. In the MkCCSDT calculations, the highest 150 virtual orbitals have been excluded too, due to the extreme computational cost. As described above, we performed calculation for both canonical orbitals as obtained from the CASSCF and for a “rotated” set where HOMO and LUMO were rotated about $\pi/4$.

In order to determine suitable active spaces for the DMRG calculations, we first computed the orbital entropies in a window of 50 orbitals using DMRG with a modest bond dimension. The results are displayed in Fig. 4. It can be seen that (i) the entropies are almost independent on the torsion angle, (ii) the two frontier orbitals with entropy close to one are form a minimal (2,2) model space for the Hilbert-space MRCC treatment, (iii) orbitals with large entropies form a minimum DMRG active space (6,6), while other orbitals have rather small entropy values. Selection of orbitals with entropy greater than 0.05 did yield the DMRG active space (22,14). Note also, that the CASPT2 orbitals from the previous study had somewhat larger entropies than the presently used CASSCF ones — cf. the dashed line in Fig. 4. This can be explained by the “compression” of the dynamic correlation into the CASPT2 natural orbitals. In all production DMRG calculations (those used for generation of the active space CC amplitudes), we have employed the dynamical block state selection (DBSS) procedure^{125,126} with the truncation error criterion set to $5 \cdot 10^{-6}$, which resulted in bond dimensions varying in the range of 1000 – 8000. In order to select excited states dominated by excitations in the MRCC model space (2,2), it was necessary to

compute up to 12 excited states and to perform this selection by hand at each value of the angle, since the order of the excited states was not constant, however, the selection could be done unambiguously. These states were then subject to the MRCC amplitude analysis (17), which yielded the active CC amplitudes for each reference configuration for the subsequent MRTCC treatment. The Brillouin-Wigner MRCC and MRTCC calculations employed the a posteriori size-extensivity correction.²⁴

Figure 4: Entropies of the CASSCF(6,6) orbitals in the TME molecule as computed by DMRG.



3.2.2 Results and Discussion

We first performed single-reference calculations employing the CASSCF(6,6) orbitals (both canonical and rotated ones). The results can be seen in Fig. 5 and Table 4. For the convenience of the reader, this table summarizes also the results of our previous work on TME.⁴² Somewhat surprisingly, even the standard CCSD method did yield qualitative correct singlet-triplet gap as well as the shape of the singlet state with a maximum at 45°, provided the $M_S = 0$ triplet component has been considered. The $M_S = 1$ triplet curve as well as $M_S = 0$ triplet in rotated orbitals are rather flat and lying lower in energy. With standard CCSD it was not possible to converge to the singlet in rotated orbitals. The single-reference TCC method in both (6,6) and (22,14) DMRG spaces did yield qualitatively correct ST gap both in canonical and rotated orbitals, but the singlet barrier was correctly reproduced only in the canonical ones. This is a consistent behavior to what we observed in the previous study,⁴² where CASPT2 natural orbitals were employed, but the HOMO-LUMO rotation was not investigated. However, in contrast to the CASPT2 orbitals, here the TCC results were almost independent on the size of the DMRG active space, which is probably due to substantially lower orbital entropies of the CASSCF orbitals outside the minimal (6,6) space.

Next, we performed a systematic study at the multireference CCSD level, employing three variants of the MRCC treatment (BW, Mk, SU), both canonical and rotated orbitals, and comparing the “plain” MRCC method and its tailored variants with DMRG(6,6) and DMRG(22,14) spaces. The results can be seen in Fig. 6 and Table 4. As can be seen, the ST gap is qualitatively correct in all cases, although the absolute energy of the curves depends on the particular treatment, the orbital rotation having a considerable influence. However, the singlet barrier is clearly more difficult to describe. In the canonical orbitals, none of the multireference methods (at the SD level) captures the shape of the singlet curve correctly. In the rotated orbitals, BWCC yields the most prominent maximum in the middle of the curve, regardless whether it was tailored or not. MkCC and SUMRCC yield much flatter singlet PES curves even in the rotated orbitals. It is interesting that this situation is opposite to

the single reference CCSD, which did yield the right shape in the canonical orbitals. In any case, it seems that at the singles and doubles level, the methods are not reliable enough to give the right shape of the singlet independently on the orbitals employed. Overall, for this molecule the tailored MRCC methods do not yield any big advantage over the original MRCC. It also turns out that the error cancellation scheme for the single-reference bias of the original TCC method works in this case exceptionally well, so that the main advantage of the multireference tailored treatment, i.e. being able to describe several states on the same footing, did not come to expression. However, this might be a peculiarity present only in some molecules.

Finally, we performed a benchmark calculation employing the MkCCSDT method, cf. Fig. 7 and Table 4. The full iterative inclusion of triexcitations did improve the results in the canonical orbitals, yielding a well shaped maximum on the singlet curve and minimum on the triplet. The singlet barrier is very close to the FCIQMC value, while the ST gaps are only a slightly higher than the DMC benchmark and the experimental value.

Figure 5: Singlet and triplet states of TME along the torsion curve computed using single reference CC and tailored CC methods.

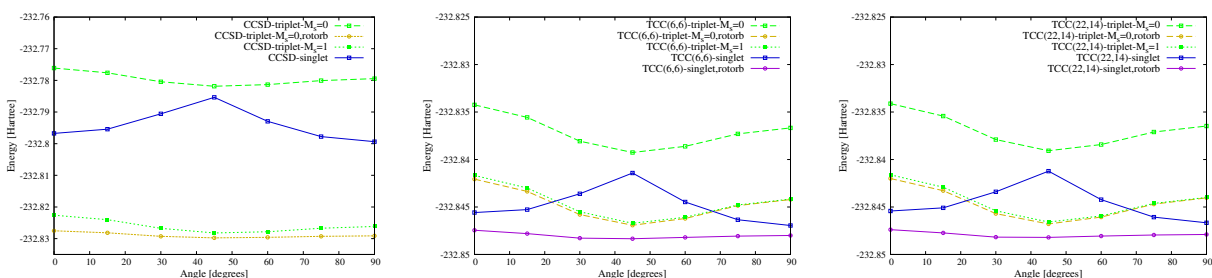


Figure 6: Singlet and triplet states of TME along the torsion curve computed using three variants of MRCC and MRTCC methods.

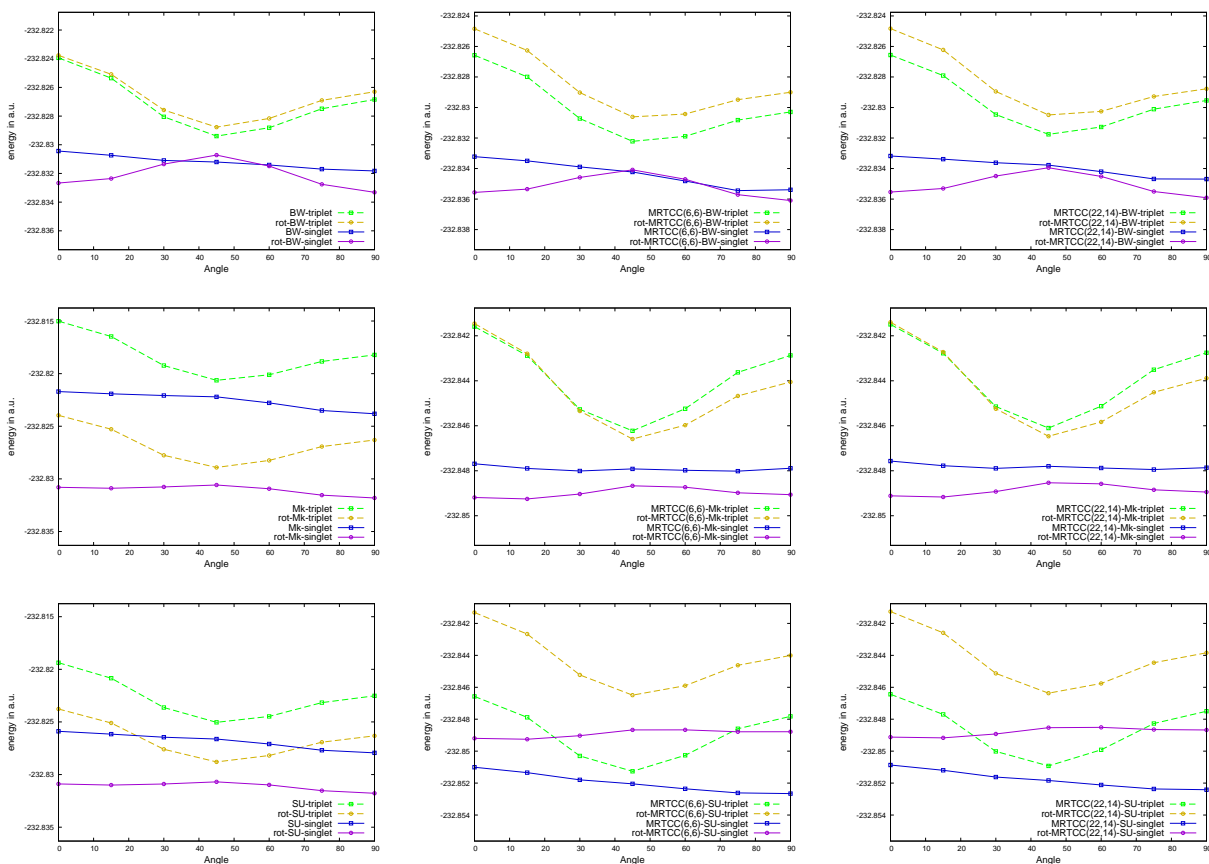


Figure 7: Singlet and triplet states of TME along the torsion curve computed using the MkCCSDT method.

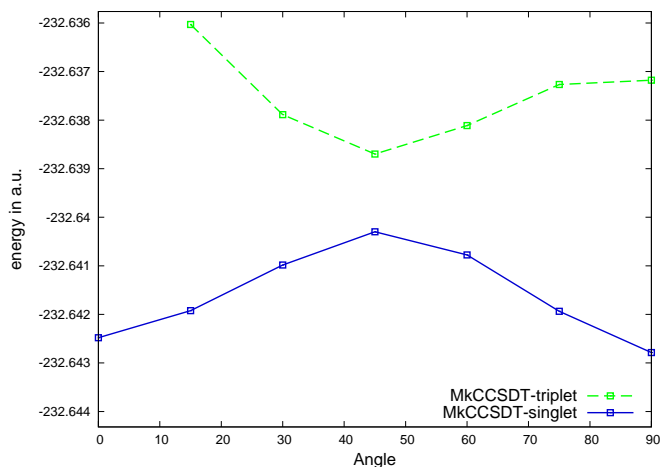


Table 4: Singlet-triplet gaps ($E_T - E_S$) and rotation barrier in the singlet state ($E_S(45^\circ) - E_S(0^\circ)$) in the TME molecule obtained by single- and multireference methods in the cc-pVTZ basis set. In single-reference methods the $M_S = 0$ triplet component has been used. See text for details on the employed orbitals. All values are in mE_h .

Method	Canonical orbitals			Rotated orbitals		
	singlet barrier	$E_{ST} 45^\circ$	$E_{ST} 90^\circ$	singlet barrier	$E_{ST} 45^\circ$	$E_{ST} 90^\circ$
TCCSD(6,6)	4.16	2.16	10.28	-0.89	1.42	3.79
TCCSD(22,14)	4.19	2.15	10.18	-0.82	1.41	3.86
MRTCCSD(6,6)-BW	-1.00	2.01	5.10	1.48	3.47	7.10
MRTCCSD(6,6)-Mk	-0.23	1.69	5.02	0.52	2.08	5.01
MRTCCSD(6,6)-SU	-1.04	0.78	5.02	0.53	2.18	4.77
MRTCCSD(22,14)-BW	-0.60	2.01	5.15	1.59	3.46	7.13
MRTCCSD(22,14)-Mk	-0.23	1.70	5.11	0.58	2.07	5.06
MRTCCSD(22,14)-SU	-0.97	0.91	4.92	0.59	2.16	4.83
MRCCSD-BW	-0.76	1.81	4.98	1.95	1.95	7.02
MRCCSD-Mk	-0.50	1.57	5.59	0.22	1.66	5.51
MRCCSD-SU	-0.73	1.59	5.42	0.20	1.90	5.46
MRCCSDT-Mk	2.18	1.60	5.60			
	60 CASPT2 orbitals					
MkCCSD ^a		4.4	-1.1			
MkCCSDT ^a		2.6	5.5			
DMRG(24,25) ^a		1.8	4.8			
TCCSD(6,6) ^a	4.03					
TCCSD(12,12) ^a	2.51					
TCCSD(24,25) ^a	1.80	2.6	7.3			
FCIQMC ^a	1.84	0.37	4.8			
benchmark		0.7 ^b	4.8 \pm 0.5 ^c			

^a Our previous results from⁴²

^bDiffusion MC result from¹²³

^cPhoto-electron spectroscopy result from¹²⁷

4 Conclusions

We have extended the tailored CC idea to the Hilbert-space multireference CC, where a small CAS1 space employed in the MRCC contains the most strongly contributing determinants, while a relatively large CAS2 space is treated at the DMRG level. The resulting DMRG-tailored MRCCSD avoids the single-reference bias of tailored CCSD, yielding more robust results in exactly or almost degenerate situations. For the cyclobutadiene automerization barrier, the MRTCCSD method was able to yield better result than the single-reference TCC, where the single-reference bias leads to a too high value. However, the improvement given by MRTCCSD with respect to MRCCSD was marginal, since the MRCC performs already good enough in this case. Concerning the TME molecule, it turned out that here the error compensation scheme for the single-reference tailored CC works extremely well, so that the MR tailored methods at the SD level did not yield significantly better results of singlet-triplet energy gaps. Moreover, it turned out that the ST energy gap is much easier to describe than the shape of the singlet PES. The latter is at the CCSD level strongly dependent on the underlying orbitals and on the particular version of the multireference method. This suggests an increase of the excitation level is needed. The multireference CCSDT calculation did yield results in agreement with the FCIQMC benchmark and experiment, confirming the importance of triexcitations. However, it is too expensive to be practicable and we thus plan to include perturbative triples correction to the DMRG-tailored MRCC methods, as this might improve the shape of the singlet potential energy curve in TME and better include the dynamic correlation in general.

Acknowledgments

The work of the Czech team has been supported by the *Czech Science Foundation* Grant No. 18-24563S and 19-01897S. We also highly appreciate the generous admission to computing facilities owned by parties and projects contributing to the National Grid Infrastructure MetaCentrum provided under the program “Projects of Large Infrastructure for Research, Development, and Innovations” (no. LM2010005) and by the project "e-Infrastruktura CZ" (e-INFRA CZ LM2018140) supported by the Ministry of Education, Youth and Sports of the Czech Republic. J. Brandejs was supported by the Charles University in Prague (grant no. CZ.02.2.69/0.0/0.0/19_073/0016935). Ö. Legeza has been supported by the Hungarian National Research, Development and Innovation Office (NKFIH) through Grant Nos. K134983 and TKP2021-NVA-04, by the Quantum Information National Laboratory of Hungary, and by the Hans Fischer Senior Fellowship programme funded by the Technical University of Munich – Institute for Advanced Study. Authors also acknowledge support by the Center for Scalable and Predictive methods for Excitation and Correlated phenomena (SPEC), funded as part of the Computational Chemical Sciences Program by the U.S. Department of Energy (DOE), Office of Science, Office of Basic Energy Sciences, Division of Chemical Sciences, Geosciences, and Biosciences at Pacific Northwest National Laboratory. M. Mihály has been supported by the ÚNKP-19-3 New National Excellence Program of the Ministry for Innovation and Technology.

References

- (1) Shavitt, I.; Bartlett, R. J. *Many-Body Methods in Chemistry and Physics: MBPT and Coupled-Cluster Theory*; Cambridge University Press: Cambridge, 2009.
- (2) Čížek, J. On the Correlation Problem in Atomic and Molecular Systems. Calculation of Wavefunction Components in Ursell-Type Expansion Using Quantum-Field Theoretical Methods. *The Journal of Chemical Physics* **1966**, *45*, 4256–4266.

- (3) Raghavachari, K.; Trucks, G. W.; Pople, J. A.; Head-Gordon, M. *Chem. Phys. Lett.* **1989**, *157*, 479.
- (4) Lischka, H.; Nachtigallova, D.; Aquino, A. J. A.; Szalay, P. G.; Plasser, F.; Machado, F. B. C.; Barbatti, M. Multireference Approaches for Excited States of Molecules. *Chem. Rev.* **2018**, *118*, 7293–7361.
- (5) Bartlett, R. J.; Musial, M. Coupled-cluster theory in quantum chemistry. *Rev. Mod. Phys.* **2007**, *79*, 291.
- (6) Čársky, P., Paldus, J., Pittner, J., Eds. *Recent Progress in Coupled Cluster Methods*; Springer: Berlin, 2010.
- (7) Lyakh, D. I.; Musial, M.; Lotrich, V. F.; Bartlett, R. J. Multireference Nature of Chemistry: The Coupled-Cluster View. *Chem. Rev.* **2012**, *112*, 182–243.
- (8) Evangelista, F. A. Perspective: Multireference coupled cluster theories of dynamical electron correlation. *J. Chem. Phys.* **2018**, *149*, 030901.
- (9) Samanta, P. K.; Mukherjee, D.; Hanauer, M.; Kohn, A. Excited states with internally contracted multireference coupled-cluster linear response theory. *J. Chem. Phys.* **2014**, *140*, 134108.
- (10) Datta, D.; Nooijen, M. Multireference Equation-of-Motion Coupled Cluster Theory. *J. Chem. Phys.* **2012**, *137*, 204107.
- (11) Bhaskaran-Nair, K.; Demel, O.; Pittner, J. Multireference State-Specific Mukherjee’s coupled cluster method with non-iterative triexcitations. *J. Chem. Phys.* **2008**, *129*, 184105.
- (12) Demel, O.; Bhaskaran-Nair, K.; Pittner, J. Uncoupled multireference state-specific Mukherjee’s coupled cluster method with triexcitations. *J. Chem. Phys.* **2010**, *133*, 134106.
- (13) Bhaskaran-Nair, K.; Demel, O.; Šmydke, J.; Pittner, J. Multireference state-specific Mukherjee’s coupled cluster method with noniterative triexcitations using uncoupled approximation. *The Journal of Chemical Physics* **2011**, *134*, 154106.

- (14) Kedžuch, S.; Demel, O.; Pittner, J.; Ten-no, S.; Noga, J. *Chem. Phys. Lett.* **2011**, *511*, 418–423.
- (15) Demel, O.; Kedzuch, S.; Svana, M.; Ten-no, S.; Pittner, J.; Noga, J. An explicitly correlated Mukherjee’s state specific coupled cluster method: development and pilot applications. *Phys. Chem. Chem. Phys.* **2012**, *14*, 4753–4762.
- (16) Demel, O.; Kedžuch, S.; Noga, J.; Pittner, J. *Mol. Phys.* **2013**, *111*, 2477–2488.
- (17) Brabec, J.; Krishnamoorthy, S.; van Dam, H.; Kowalski, K.; Pittner, J. Massively parallel implementation of the Brillouin-Wigner MRCCSD method. *Chem. Phys. Lett.* **2011**, *514*, 347–351.
- (18) Bhaskaran-Nair, K.; Brabec, J.; Apra, E.; van Dam, H. J. J.; Pittner, J.; Kowalski, K. Implementation of the multireference Brillouin-Wigner and Mukherjee’s coupled cluster methods with non-iterative triple excitations utilizing reference-level parallelism. *J. Chem. Phys.* **2012**, *137*, 094112.
- (19) Brabec, J.; Bhaskaran-Nair, K.; Kowalski, K.; Pittner, J.; van Dam, H. J. J. Towards large-scale calculations with State-Specific Multireference Coupled Cluster methods: Studies on dodecane, naphthynes, and polycarbenes. *Chem. Phys. Lett.* **2012**, *542*, 128–133.
- (20) Brabec, J.; Pittner, J.; van Dam, H. J. J.; Aprà, E.; Kowalski, K. Parallel Implementation of Multireference Coupled-Cluster Theories Based on the Reference-Level Parallelism. *Journal of Chemical Theory and Computation* **2012**, *8*, 487–497, PMID: 26596599.
- (21) Brabec, J.; Bhaskaran-Nair, K.; Govind, N.; Pittner, J.; Kowalski, K. Communication: Application of state-specific multireference coupled cluster methods to core-level excitations. *J. Chem. Phys.* **2012**, *137*, 171101.
- (22) Brabec, J.; van Dam, H. J. J.; Pittner, J.; Kowalski, K. Universal state-selective corrections to multi-reference coupled-cluster theories with single and double excitations. *J. Chem. Phys.* **2012**, *136*, 124102.

- (23) Banik, S.; Ravichandran, L.; Brabec, J.; Hubac, I.; Kowalski, K.; Pittner, J. Iterative universal state selective correction for the Brillouin-Wigner multireference coupled-cluster theory. *J. Chem. Phys.* **2015**, *142*, 114106.
- (24) Hubač, I.; Pittner, J.; Čársky, P. Size-extensivity correction for the state-specific multireference Brillouin-Wigner coupled-cluster theory. *J. Chem. Phys.* **2000**, *112*, 8779–8784.
- (25) Neese, F.; Hansen, A.; Liakos, D. G. *J. Chem. Phys.* **2009**, *131*, 064103.
- (26) Demel, O.; Pittner, J.; Neese, F. A Local Pair Natural Orbital-Based Multireference Mukherjee’s Coupled Cluster Method. *Journal of Chemical Theory and Computation* **2015**, *11*, 3104–3114, PMID: 26575747.
- (27) Brabec, J.; Lang, J.; Saitow, M.; Pittner, J.; Neese, F.; Demel, O. Domain-Based Local Pair Natural Orbital Version of Mukherjee’s State-Specific Coupled Cluster Method. *J. Chem. Theory Comput.* **2018**, *14*, 1370–1382.
- (28) Lang, J.; Brabec, J.; Saitow, M.; Pittner, J.; Neese, F.; Demel, O. Perturbative Triples Correction to Domain-based Local Pair Natural Orbital version of Mukherjee’s state specific coupled cluster method. *Phys. Chem. Chem. Phys.* **2019**, *21*, 5022–5038.
- (29) Li, X.; Paldus, J. Reduced multireference CCSD method: An effective approach to quasidegenerate states. *J. Chem. Phys.* **1997**, *107*, 6257.
- (30) Li, X.; Paldus, J. Benchmark study of potential energies and vibrational levels using the reduced multireference coupled cluster method. The HF molecule. *J. Molec. Struct. (Theochem)* **2001**, *547*, 69–81.
- (31) Li, X.; Paldus, J. Energy versus amplitude corrected coupled-cluster approaches. I. *J. Chem. Phys.* **2001**, *115*, 5759–5773.
- (32) Li, X.; Paldus, J. Energy versus amplitude corrected coupled-cluster approaches. II. Breaking the triple bond. *J. Chem. Phys.* **2001**, *115*, 5774–5783.
- (33) Paldus, J.; Planelles, J. *Theor. Chim. Acta* **1994**, *89*, 13.
- (34) Piecuch, P.; Tobol/a, R.; Paldus, J. Approximate account of connected quadruply

- excited clusters in single-reference coupled-cluster theory via cluster analysis of the projected unrestricted Hartree-Fock wave function. *Phys. Rev. A* **1996**, *54*, 1210–1241.
- (35) Li, X.; Peris, G.; Planelles, J.; Rajadell, F.; Paldus, J. *J. Chem. Phys.* **1997**, *107*, 90.
- (36) Kinoshita, T.; Hino, O.; Bartlett, R. J. Coupled-cluster method tailored by configuration interaction. *J. Chem. Phys.* **2005**, *123*, 074106.
- (37) Lyakh, D. I.; Lotrich, V. F.; Bartlett, R. J. The tailored CCSD(T) description of the automerization of cyclobutadiene. *Chem. Phys. Lett.* **2011**, *501*, 166–171.
- (38) Melnichuk, A.; Bartlett, R. J. Relaxed active space: Fixing tailored-CC with high order coupled cluster. I. *J. Chem. Phys.* **2012**, *137*, 214103.
- (39) Melnichuk, A.; Bartlett, R. J. Relaxed active space: Fixing tailored-CC with high order coupled cluster. II. *J. Chem. Phys.* **2014**, *140*, 064113.
- (40) Veis, L.; Antalík, A.; Brabec, J.; Neese, F.; Legeza, O.; Pittner, J. Coupled Cluster Method with Single and Double Excitations Tailored by Matrix Product State Wave Functions. *J. Phys. Chem. Lett.* **2016**, *7*, 4072.
- (41) Veis, L.; Antalík, A.; Brabec, J.; Neese, F.; Legeza, Ö.; Pittner, J. *J. Phys. Chem. Lett.* **2017**, *8*, 291.
- (42) Veis, L.; Antalík, A.; Örs Legeza,; Alavi, A.; Pittner, J. The Intricate Case of Tetramethyleneethane: A Full Configuration Interaction Quantum Monte Carlo Benchmark and Multireference Coupled Cluster Studies. *J. Chem. Theory Comput.* **2018**, *14*, 2439–2445.
- (43) Antalík, A.; Veis, L.; Brabec, J.; Demel, O.; Örs Legeza,; Pittner, J. Toward the efficient local tailored coupled cluster approximation and the peculiar case of oxo-Mn(Salen). *J. Chem. Phys.* **2019**, *151*, 084112.
- (44) Lang, J.; Antalík, A.; Veis, L.; Brandejs, J.; Brabec, J.; Legeza, O.; Pittner, J. Near-Linear Scaling in DMRG-Based Tailored Coupled Clusters: An Implementation of

- DLPNO-TCCSD and DLPNO-TCCSD(T). *J. Chem. Theory Comput.* **2020**, *16*, 3028–3040.
- (45) Brandejs, J.; Višňák, J.; Veis, L.; Máté, M.; Örs Legeza,; Pittner, J. Towards DMRG-tailored coupled cluster method in the 4c-relativistic domain. *J. Chem. Phys.* **2020**, *152*, 174107.
- (46) Kowalski, K.; Piecuch, P. The method of moments of coupled-cluster equations and the renormalized CCSD[T], CCSD(T), CCSD(TQ), and CCSDT(Q) approaches. *J. Chem. Phys.* **2000**, *113*, 18–35.
- (47) Bauman, N. P.; Shen, J.; Piecuch, P. Combining active-space coupled-cluster approaches with moment energy corrections via the CC(P;Q) methodology: connected quadruple excitations. *Mol. Phys.* **2017**, *115*, 2860–2891.
- (48) Booth, G. H.; Thom, A. J. W.; Alavi, A. Fermion Monte Carlo without fixed nodes: A game of life, death, and annihilation in Slater determinant space. *The Journal of Chemical Physics* **2009**, *131*, 054106.
- (49) Cleland, D.; Booth, G. H.; Alavi, A. Communications: Survival of the fittest: Accelerating convergence in full configuration-interaction quantum Monte Carlo. *The Journal of Chemical Physics* **2010**, *132*, 041103.
- (50) Petruzielo, F. R.; Holmes, A. A.; Changlani, H. J.; Nightingale, M. P.; Umrigar, C. J. *Phys. Rev. Lett.* **2012**, *109*, 230201.
- (51) Overy, C.; Booth, G.; Blunt, N. S.; Shepherd, J.; Cleland, D.; Alavi, A. *J. Chem. Phys.* **2015**, *141*, 244117.
- (52) Deustua, J. E.; Shen, J.; Piecuch, P. Converging High-Level Coupled-Cluster Energetics by Monte Carlo Sampling and Moment Expansions. *Phys. Rev. Lett.* **2017**, *119*, 223003.
- (53) Deustua, J. E.; Magoulas, I.; Shen, J.; Piecuch, P. Communication: Approaching exact quantum chemistry by cluster analysis of full configuration interaction quantum Monte Carlo wave functions. *J. Chem. Phys.* **2018**, *149*, 151101.

- (54) Deustua, J. E.; Shen, J.; Piecuch, P. High-level coupled-cluster energetics by Monte Carlo sampling and moment expansions: Further details and comparisons. *J. Chem. Phys.* **2021**, *154*, 124103.
- (55) Deustua, J. E.; Yuwono, S. H.; Shen, J.; Piecuch, P. Accurate excited-state energetics by a combination of Monte Carlo sampling and equation-of-motion coupled-cluster computations. *J. Chem. Phys.* **2019**, *150*, 111101.
- (56) White, S. R.; Noack, R. M. Real-space quantum renormalization groups. *Phys. Rev. Lett.* **1992**, *68*, 3487–3490.
- (57) White, S. R. Density matrix formulation for quantum renormalization groups. *Phys. Rev. Lett.* **1992**, *69*, 2863–2866.
- (58) White, S. R. Density-matrix algorithms for quantum renormalization groups. *Phys. Rev. B* **1993**, *48*, 10345–10356.
- (59) Baiardi, A.; Reiher, M. The density matrix renormalization group in chemistry and molecular physics: Recent developments and new challenges. *J. Chem. Phys.* **2020**, *152*, 040903.
- (60) Kurashige, Y.; Yanai, T. Second-order perturbation theory with a density matrix renormalization group self-consistent field reference function: Theory and application to the study of chromium dimer. *The Journal of Chemical Physics* **2011**, *135*, 094104.
- (61) Sharma, S.; Chan, G. A flexible multi-reference perturbation theory by minimizing the Hylleraas functional with matrix product states. *The Journal of Chemical Physics* **2014**, *141*, 111101.
- (62) Freitag, L.; Knecht, S.; Angeli, C.; Reiher, M. Multireference Perturbation Theory with Cholesky Decomposition for the Density Matrix Renormalization Group. *J. Chem. Theory Comput.* **2017**, *13*, 451.
- (63) Sharma, S.; Knizia, G.; Guo, S.; Alavi, A. Combining Internally Contracted States and Matrix Product States To Perform Multireference Perturbation Theory. *J. Chem. Theory Comput.* **2017**, *13*, 488.

- (64) Sokolova, A. Y.; Guo, S.; Ronca, E.; Chan, G. K.-L. Time-dependent N-electron valence perturbation theory with matrix product state reference wavefunctions for large active spaces and basis sets: Applications to the chromium dimer and all-trans polyenes. *J. Chem. Phys.* **2017**, *146*, 244102.
- (65) Saitow, M.; Kurashige, Y.; Yanai, T. Multireference configuration interaction theory using cumulant reconstruction with internal contraction of density matrix renormalization group wave function. *The Journal of Chemical Physics* **2013**, *139*, 044118.
- (66) Wouters, S.; Nakatani, N.; Van Neck, D.; Chan, G. K.-L. Thouless theorem for matrix product states and subsequent post density matrix renormalization group methods. *Phys. Rev. B* **2013**, *88*, 075122.
- (67) Yanai, T.; Chan, G. K.-L. *J. Chem. Phys.* **2006**, *124*, 194106.
- (68) Yanai, T.; Chan, G. K.-L. *J. Chem. Phys.* **2007**, *127*, 104107.
- (69) Neuscamman, E.; Yanai, T.; Chan, G. K.-L. *J. Chem. Phys.* **2010**, *132*, 024106.
- (70) Neuscamman, E.; Yanai, T.; Chan, G. K.-L. A review of canonical transformation theory. *Int. Rev. Phys. Chem.* **2010**, *29*, 231–271.
- (71) Beran, P.; Matousek, M.; Hapka, M.; Pernal, K.; Veis, L. Density Matrix Renormalization Group with Dynamical Correlation via Adiabatic Connection. *J. Chem. Theory Comput.* **2021**, *17*, 7575–7585.
- (72) Drwal, D.; Beran, P.; Hapka, M.; Modrzejewski, M.; Sokol, A.; Veis, L.; Pernal, K. Efficient Adiabatic Connection Approach for Strongly Correlated Systems: Application to Singlet-Triplet Gaps of Biradicals. *J. Phys. Chem. Lett.* **2022**, *13*, 4570–4578.
- (73) Matousek, M.; Hapka, M.; Veis, L.; Pernal, K. Toward more accurate adiabatic connection approach for multireference wavefunctions. *J. Chem. Phys.* **2023**, *158*, 054105.
- (74) Morchen, M.; Freitag, L.; Reiher, M. Tailored coupled cluster theory in varying correlation regimes. *J. Chem. Phys.* **2020**, *153*, 244113.
- (75) Leszczyk, A.; Mate, M.; Legeza, O.; Boguslawski, K. Assessing the accuracy of tailored coupled cluster methods corrected by electronic wave functions of polynomial cost.

- (76) Schollwöck, U. *Rev. Mod. Phys.* **2005**, *77*, 259–315.
- (77) Schollwöck, U. The density-matrix renormalization group in the age of matrix product states. *Ann. Phys.* **2011**, *326*, 96 – 192.
- (78) Legeza, O.; Noack, R.; Sólyom, J.; Tincani, L. In *Computational Many-Particle Physics*; Fehske, H., Schneider, R., Weisse, A., Eds.; Lecture Notes in Physics; Springer: Berlin, Heidelberg, 2008; Vol. 739; pp 653–664.
- (79) Marti, K. H.; Reiher, M. *Z. Phys. Chem.* **2010**, *224*, 583–599.
- (80) Chan, G. K.-L.; Sharma, S. The Density Matrix Renormalization Group in Quantum Chemistry. *Ann. Rev. Phys. Chem.* **2011**, *62*, 465–481.
- (81) Wouters, S.; Van Neck, D. The density matrix renormalization group for ab initio quantum chemistry. *Eur. Phys. J. D* **2014**, *68*.
- (82) Szalay, S.; Pfeffer, M.; Murg, V.; Barcza, G.; Verstraete, F.; Schneider, R.; Legeza, O. *Int. J. Quant. Chem.* **2015**, *115*, 1342.
- (83) Yanai, T.; Kurashige, Y.; Mizukami, W.; Chalupský, J.; Lan, T. N.; Saitow, M. *Int. J. Quant. Chem.* **2015**, *115*, 283–299.
- (84) Östlund, S.; Rommer, S. Thermodynamic Limit of Density Matrix Renormalization. *Phys. Rev. Lett.* **1995**, *75*, 3537–3540.
- (85) Moritz, G.; Reiher, M. *J. Chem. Phys.* **2007**, *126*, 244109.
- (86) Boguslawski, K.; Marti, K. H.; Reiher, M. *J. Chem. Phys.* **2011**, *134*, 224101.
- (87) Kinoshita, T.; Hino, O.; Bartlett, R. J. Coupled-cluster method tailored by configuration interaction. *J. Chem. Phys.* **2005**, *123*, 074106.
- (88) Piecuch, P.; Oliphant, N.; Adamowicz, L. *J. Chem. Phys.* **1993**, *99*, 1875.
- (89) Piecuch, P.; Adamowicz, L. *J. Chem. Phys.* **1994**, *100*, 5792.
- (90) Jeziorski, B.; Monkhorst, H. J. Coupled-cluster method for multideterminantal reference states. *Phys. Rev. A* **1981**, *24*, 1668–1681.
- (91) Kucharski, S. A.; Bartlett, R. J. Hilbert space multireference coupled-cluster methods. I. The single and double excitation model. *J. Chem. Phys.* **1991**, *95*, 8227–8238.

- (92) Hubač, I. In *New Methods in Quantum Theory*; Tsipis, A., Popov, V. S., Herschbach, D. R., Avery, J. S., Eds.; NATO ASI Series 3: High Technology; Kluwer: Dordrecht, 1996; Vol. 8; pp 183–202.
- (93) Hubač, I.; Neogrady, P. Size-consistent Brillouin-Wigner perturbation theory with an exponentially parametrized wave function: Brillouin-Wigner coupled-cluster theory. *Phys. Rev. A* **1994**, *50*, 4558–4564.
- (94) Mášik, J.; Hubač, I. Comparison of the Brillouin-Wigner coupled cluster theory with the standard coupled cluster theory. Cancellation of disconnected terms in the Brillouin-Wigner coupled cluster theory. *Collect. Czech. Chem. Commun.* **1997**, *62*, 829–842.
- (95) Mášik, J.; Hubač, I. Multireference Brillouin-Wigner coupled-cluster theory. Single-root approach. *Adv. Quant. Chem.* **1998**, *31*, 75–104.
- (96) Mášik, J.; Hubač, I. In *Quantum Systems in Chemistry and Physics: Trends in Methods and Applications*; McWeeny, R., Maruani, J., Smeyers, Y. G., Wilson, S., Eds.; Kluwer Academic Publishers: Dordrecht, 1997; pp 283–308.
- (97) Pittner, J.; Nachtigall, P.; Čársky, P.; Mášik, J.; Hubač, I. Assessment of the single-root multireference Brillouin-Wigner coupled cluster method. Test calculations on CH₂, SiH₂, and twisted ethylene. *J. Chem. Phys.* **1999**, *110*, 10275–10282.
- (98) Pittner, J. Continuous transition between Brillouin-Wigner and Rayleigh-Schrödinger perturbation theory, generalized Bloch equation, and Hilbert space multireference coupled cluster. *J. Chem. Phys.* **2003**, *118*, 10876–10889.
- (99) Mahapatra, U. S.; Datta, B.; Mukherjee, D. A size-consistent state-specific multireference coupled cluster theory: Formal developments and molecular applications. *J. Chem. Phys.* **1999**, *110*, 6171–6188.
- (100) Mahapatra, U. S.; Chattopadhyay, S. Potential energy surface studies via a single root multireference coupled cluster theory. *J. Chem. Phys.* **2010**, *133*, 074102.
- (101) Mahapatra, U. S.; Chattopadhyay, S. Evaluation of the performance of single root mul-

- tireference coupled cluster method for ground and excited states, and its application to geometry optimization. *J. Chem. Phys.* **2011**, *134*, 044113.
- (102) Kong, L. Connection Between a Few Jeziorski-Monkhorst Ansatz-Based Methods. *Int. J. Quant. Chem.* **2009**, *109*, 441.
- (103) Paldus, J.; Li, X. Analysis of the multireference state-universal coupled-cluster ansatz. *J. Chem. Phys.* **2003**, *118*, 6769–6783.
- (104) Arnold, B. R.; Michl, J. In *Kinetics and spectroscopy of carbenes and biradicals*; Platz, M., Ed.; Plenum Press: New York, 1990.
- (105) Arnold, B. R.; Radziszewski, J. G.; Campion, A.; Perry, S. S.; Michl, J. The Raman spectrum of matrix-isolated cyclobutadiene. Evidence for environmental hindrance to heavy-atom tunneling? *Journal of the American Chemical Society* **1991**, *113*, 692–694.
- (106) Arnold, B. R.; Michl, J. Ultraviolet and polarized infrared spectroscopy of matrix-isolated cyclobutadiene and its isotopomers. *The Journal of Physical Chemistry* **1993**, *97*, 13348–13354.
- (107) Borden, W. T.; Davidson, E. R.; Feller, D. *J. Am. Chem. Soc.* **1981**, *103*, 5725.
- (108) Szalay, P. G.; Müller, T.; Gidofalvi, G.; Lischka, H.; Shepard, R. Multiconfiguration Self-Consistent Field and Multireference Configuration Interaction Methods and Applications. *Chemical Reviews* **2011**, *112*, 108–181.
- (109) Balková, A.; Bartlett, R. J. A multireference coupled-cluster study of the ground state and lowest excited states of cyclobutadiene. *J. Chem. Phys.* **1994**, *101*, 8972–8987.
- (110) Sancho-García, J. C.; Pittner, J.; Čársky, P.; Hubač, I. Multireference coupled-cluster calculations on the energy of activation in the automerization of cyclobutadiene: assessment of the state-specific multireference Brillouin-Wigner theory. *J. Chem. Phys.* **2000**, *112*, 8785–8788.
- (111) Li, X.; Paldus, J. Accounting for the exact degeneracy and quasidegeneracy in the au-

- tomeration of cyclobutadiene via multireference coupled-cluster methods. *J. Chem. Phys.* **2009**, *131*, 114103.
- (112) Eckert-Maksić, M.; Vazdar, M.; Barbatti, M.; Lischka, H.; Maksić, Z. M. Automerization reaction of cyclobutadiene and its barrier height: An ab initio benchmark multireference average-quadratic coupled cluster study. *J. Chem. Phys.* **2006**, *125*, 064310.
- (113) Whitman, D. W.; Carpenter, B. K. Limits on the activation parameters for automerization of cyclobutadiene-1, 2-d2. *Journal of the American Chemical Society* **1982**, *104*, 6473–6474.
- (114) Eckert-Maksić, M.; Vazdar, M.; Barbatti, M.; Lischka, H.; Maksić, Z. B. Automerization reaction of cyclobutadiene and its barrier height: An ab initio benchmark multireference average-quadratic coupled cluster study. *The Journal of Chemical Physics* **2006**, *125*, 064310.
- (115) MOLPRO is a package of ab initio programs written by H.-J. Werner and P. J. Knowles, with contributions from J. Almlöf, R. D. Amos, A. Berning, D. L. Cooper, M. J. O. Deegan, A. J. Dobbyn, F. Eckert, S. T. Elbert, C. Hampel, R. Lindh, A. W. Lloyd, W. Meyer, A. Nicklass, K. Peterson, R. Pitzer, A. J. Stone, P. R. Taylor, M. E. Mura, P. Pulay, M. Schütz, H. Stoll, and T. Thorsteinsson.
- (116) Legeza, Ö.; Veis, L.; Mosoni, T. QC-DMRG-Budapest, a program for quantum chemical DMRG calculations.
- (117) Neese, F. *WIREs Comput. Mol. Sci.* **2012**, *2*, 73–78.
- (118) Dunning, T. H. Gaussian basis sets for use in correlated molecular calculations. I. The atoms boron through neon and hydrogen. *J. Chem. Phys.* **1989**, *90*, 1007–1023.
- (119) Dowd, P. Tetramethyleneethane. *J. Am. Chem. Soc.* **1970**, *92*, 1066–1068.
- (120) Pittner, J.; Nachtigall, P.; Čárský, P.; Hubač, I. State-specific Brillouin-Wigner multireference coupled cluster study of the singlet-triplet separation in the tetramethyleneethane diradical. *J. Phys. Chem. A* **2001**, *105*, 1354–1356.

- (121) Bhaskaran-Nair, K.; Demel, O.; Šmydke, J.; Pittner, J. Multireference state-specific Mukherjee’s coupled cluster method with noniterative triexcitations using uncoupled approximation. *J. Chem. Phys.* **2011**, *134*, 154106.
- (122) Chattopadhyay, S.; Chaudhuri, R. K.; Mahapatra, U. S. Ab Initio Multireference Investigation of Disjoint Diradicals: Singlet versus Triplet Ground States. *ChemPhysChem* **2011**, *12*, 2791–2797.
- (123) Pozun, Z. D.; Su, X.; Jordan, K. D. Establishing the Ground State of the Disjoint Diradical Tetramethylethane with Quantum Monte Carlo. *J. Am. Chem. Soc.* **2013**, *135*, 13862–13869.
- (124) Demel, O.; Pittner, J.; Neese, F. A Local Pair Natural Orbital-Based Multireference Mukherjee’s Coupled Cluster Method. *J. Chem. Theory Comput.* **2015**, *11*, 3104–3114.
- (125) Legeza, Ö.; Röder, J.; Hess, B. Controlling the accuracy of the density-matrix renormalization-group method: The dynamical block state selection approach. *Phys. Rev. B* **2003**, *67*, 125114.
- (126) Legeza, Ö.; Sólyom, L. Quantum data compression, quantum information generation, and the density-matrix renormalization-group method. *Phys. Rev. B* **2004**, *70*, 205118.
- (127) Clifford, E. P.; Wenthold, P. G.; Lineberger, W. C.; Ellison, G. B.; Wang, C. X.; Grabowski, J. J.; Vila, F.; Jordan, K. D. Properties of tetramethylethane (TME) as revealed by ion chemistry and ion photoelectron spectroscopy. *J. Chem. Soc., Perkin Trans.* **1998**, *2*, 1015–1022.

This figure "cb_reaction.png" is available in "png" format from:

<http://arxiv.org/ps/2304.01625v1>