

# What You See is Not What You Get: The Role of Email Presentation in Phishing Susceptibility

Sijie Zhuo  
*University of Auckland*

Robert Biddle  
*University of Auckland*

Lucas Betts  
*University of Auckland*

Nalin Asanka Gamagedara Arachchilage  
*University of Auckland*

Yun Sing Koh  
*University of Auckland*

Danielle Lottridge  
*University of Auckland*

Giovanni Russello  
*University of Auckland*

## Abstract

Phishing is one of the most prevalent social engineering attacks that targets both organizations and individuals. It is crucial to understand how email presentation impacts users' reactions to phishing attacks. We speculated that the device and email presentation may play a role, and, in particular, that how links are shown might influence susceptibility. Collaborating with the IT Services unit of a large organization doing a phishing training exercise, we conducted a study to explore the effects of the device and the presentation of links. Our findings indicate that mobile device and computer users were equally likely to click on unmasked links, however mobile device users were more likely to click on masked links compared to computer users. These findings suggest that link presentation plays a significant role in users' susceptibility to phishing attacks.

## 1 Introduction

Phishing attacks have become a common method of cyber-attack in recent years. Even with the existence of phishing filters and countermeasures, the end users are still the last line of defense against such attacks. Once a phishing email passes all the technical defenses and reaches the users' inbox, the users themselves have to make the right judgment. Users' phishing susceptibility can be influenced by many factors, including their level of education, knowledge and experience. Their ability to detect phishing emails and making good decisions is also influenced by their awareness, mood, beliefs and

involvement in reading the email. The characteristics of the email can also influence users' decision-making [14, 25, 43].

Various human-centered solutions have been developed to help reduce users' phishing susceptibility. Phishing training is one of the most common approaches to educating about phishing and how to prevent it. Different training tools have been developed to help users identify phishing cues, including text-based materials, video-based training [37], and game-based training solutions [32, 40]. There is no doubt that phishing training can reduce users' susceptibility to phishing [5, 22], but periodic follow-up training is then necessary to help them maintain the level of knowledge and awareness [18, 29]. In practice, when checking emails, users usually focus on the email content and treat the emails as legitimate by default. Only when some cues in the email make them feel suspicious, do users change their mindset to validate the legitimacy of the email [39]. When reading emails, what the user sees is how their email client renders the email. We speculate that email clients also play a role in influencing users' phishing susceptibility.

The device used for checking emails may impact the email's presentation and how users interact with it. One common difference between computer and smartphone involves links. Phishers usually manipulate the phishing link to look trustworthy; they often hide the link behind a button or text to ensure their phishy URL is less visible to the user. On computers, users can easily view the landing page URL of an embedded link by hovering over it. However, on smartphones, users have to tap and hold the link to view the URL. This interaction is less familiar and more complicated for the users, making them more likely to click on phishing links directly, and thus take the first step in being phished. Further, the limited physical size of smartphones leads to certain design choices in email clients, such as hiding certain details of the email (e.g. the sender's email address and utility function buttons), which may bias users' judgment. These issues suggest that users may be more susceptible to phishing when using mobile devices.

In this paper, we report on a study conducted with the

Copyright is held by the author/owner. Permission to make digital or hard copies of all or part of this work for personal or classroom use is granted without fee.

*USENIX Symposium on Usable Privacy and Security (SOUPS) 2022.*  
August 7–9, 2022, Boston, MA, United States.

IT service unit of a large organization while it conducted a regular phishing training exercise. The study had two main aims: a) to investigate whether the use of different devices can influence users' tendency of clicking on phishing links; b) to study whether the visual presentation of phishing links influences users clicking behavior and thus their susceptibility to phishing. To the best of our knowledge, we are the first paper that explores these topics on a large scale.

The rest of this paper is organized as follows. In Section 2, we provide relevant background on the influence of UI design on users' behavior, and the differences in UI design of existing email clients. In Section 3, we explain our methodology, and how our study was conducted as part of a large-scale phishing training exercise. In Section 4, we present the results of our study and our analyses. Then in Section 5, we discuss our findings and suggest the implications. Lastly, in Section 6, we present our conclusions and suggest future directions.

## 2 Related Work

This section first recalls evidence from the research literature on how user interface (UI) design can influence user behaviors, and how design in email clients can affect security risks. Then we discuss the differences between computers and mobile devices for checking email, including the differences in the devices' physical characteristics, interaction methods, and users' security awareness. Finally, we give an overview of past research on the impact of phishing link presentation on user behavior and susceptibility to phishing.

### Influence of UI design

Many studies have shown that UI design can influence users' behavior and choices [2, 4, 23, 30, 31]. For instance, Schneider et al.'s research [31] shows that UI designers can nudge users into making certain choices unconsciously through the designs of interfaces. These nudging techniques have been used widely in commercial websites to attract customers. For example, one can increase the attractiveness of an option by placing it next to an unattractive option.

UI designs not only influence users' selection of options, but also their perceptions and attitudes toward the interfaces. Both Anwar et al.'s study [4] and Rendell et al.'s study [30] show that an appropriate selection of images, styles, and color schemes will encourage users' engagement with the website. In the example of online shopping websites, this would greatly increase users' purchase intentions and revisit intentions. In addition, Stojmenović et al. show that visual appeal influences the perception of security [34]. Users are more likely to trust a website that is beautifully designed.

The impact of UI design on users can differ from individual to individual. Alves et al.'s review [2] shows that users with different personalities have different preferences for UI designs and aesthetics, and these differences can affect their task

performance and information-seeking. It has been found that users tend to be more efficient when the interface is designed to match their personality [20].

The impact of UI design can also apply to email clients. Users' security awareness and ability to detect phishing emails can be improved by manipulating the UI elements in the email client. Anderson's study [3] explored the design of phishing warnings and shows that users gradually ignore warning messages after several occurrences. The use of polymorphic warning messages can slow down the forming of such habituation, which can help users stay alert longer. Petelka et al. [27] modified the embedded links in emails to help users pay more attention to the landing page URL. In their study, the most effective approach was to deactivate the link, and force the users to interact with the raw URL in the hover box to reach the landing page. These studies demonstrate the potential in improving users' security performance through changes in email client design.

### Computers vs. mobile devices

In recent years, the ubiquity of smartphones and tablets has led to a rising trend of using them for checking emails [9]. Due to the differences in functionality and characteristics, the interaction mode is different when using different devices. For instance, users interact with smartphones by directly tapping and swiping on the screen. In contrast, when using a computer, the interaction is done by controlling the cursor or typing keys on the keyboard. Besides, smartphones have smaller screens than computers, meaning smartphones can only display a limited amount of content at one time. When designing email clients for mobile devices, designers need to carefully choose important content to be displayed on the small screen, meanwhile supporting utility components for interaction and usability. This sometimes leads to hiding some details, such as the sender's full email address. From the security perspective, hiding the email address means that users would have one fewer cue which might help them identify malicious emails, and thus would lead to higher phishing susceptibility.

Moreover, the mobility of smartphones means that they are often used during casual situations or outdoor environments, which usually involve more distractions than using a computer. User performance can worsen in a distracting environment, since users have to spend additional working memory to suppress the distractions so that they can focus on their tasks [6]. When checking emails, less cognitive effort and attention spent on the email may lead to careless behaviors and a lower chance of detecting phishing emails, thus under higher risk of falling for phishing [25, 43].

Research has found that users' mindsets when using different devices are different. Breitingner et al.'s study [11] shows that users are more concerned about protecting their smartphones from attackers getting physical access, so they tend

to focus more on password security and messaging security when using their phones. Whereas for their computers, they tend to focus more on secure detection and virus scanners to protect their data and privacy. Further, users tend to have lower information security awareness (ISA) when using smartphones than computers [8, 11, 13, 21, 24]. Many users install security software on their computer, but only about one-third of users may consider it as necessary for their smartphone [11].

Most phishing-related training primarily focuses on computer users, including training materials and solutions. Thus, educated users usually have the mindset of how to deal with emails when using their computer, such as hovering over links before clicking. However, there is a large population of users who check their email using their smartphones or tablets. Due to the lack of specific training targeting mobile device users, these users could have less willingness and knowledge of how to view the URL of the link without opening the link.

### Visual presentation of phishing links

There has been some research on phishing email visual presentation. For example, users are more likely to trust emails with professional-looking visual presentation, including the presence of logos, copyright statements and other seemingly authentic cues [10, 41]. The same phishing message may display differently across clients because email clients have different ways of presenting messages. Some email clients have settings that disallow downloading of images, and in this case, logos are not shown to users. The presentation of an email in a desktop email client may be different from a mobile device email client because of the screen size.

The phishing link is one of the most important parts of phishing mail. For attackers, users clicking on the phishing link can be considered as an indicator of the potential success of phishing, and the link may allow the attacker to identify the email address of the user. The attractiveness of the phishing link plays an essential part in the success of the attack. There have been studies that focus on identifying techniques that have been used to manipulate phishing URLs to make them look legitimate to users [1, 15], and studies on developing tools to help users pay attention to links [36]. Attackers will often not display the full phishing URL directly in the email. The link is usually masked with text or buttons, so unless users hover over the link on a desktop or tap and hold the link on a smartphone, they will not see the actual phishing URL.

## 3 Method

In this section, we first introduce the research questions and our hypotheses. Then we explain our study setting, the materials used, and the data collection process.

### 3.1 Research Questions and Hypotheses

Our study aims to answer two research questions. The first one is **RQ1: is user phishing susceptibility influenced by the devices they use when checking emails?** Our hypothesis is *H1: Users are more likely to click on phishing links when using email clients on mobile devices than on computers.*

The second research question is **RQ2: Does the presentation of email phishing links influence users' phishing susceptibility?** We hypothesize that *H2: Users are more likely to click on phishing links when masked with buttons or hypertext than when shown as URLs.*

Both buttons and hypertext are common in websites and emails. Both can be designed to look more visually attractive to the user than raw URLs. But in general, there is more flexibility in designing the visual presentation of a button than hypertext, hence users may be more likely to distinguish a button from the surrounding non-link content than hypertext. Also, buttons have more affordance for pushing and clicking, which may further motivate users to click. Hence, we formed an additional last hypothesis: *H3: Users are more likely to click on phishing links if they are hidden with HTML buttons, compared with being hidden with hypertext.*

Our data is categorical, indicating counts of users opening the email, clicking on links, and on which devices. We therefore use chi-squared tests to determine the significance of differences, and Pearson's phi ( $\phi$ ) coefficient for effect size; our tests have one degree of freedom, so a value of .1 is considered a small effect size, .3 is moderate, and .5 is large [17]. Our hypotheses are directional, and with the 2x2 structure of the contingencies we can use the chi-squared residuals to test whether any difference is in the direction we hypothesize.

### 3.2 Study Setting

In order to understand how users realistically interact with phishing emails, we need to study how users react to real emails received via their real email addresses. To do this, we collaborated with a large organization that regularly conducts cybersecurity training and phishing simulations to educate employees. The organization's IT services unit sends a simulated phishing email to all their employees, where those clicking on a simulated phishing link are directed to a webpage with training material about phishing.

We collaborated with the IT services unit to conduct our study within their training exercise. We collaborated with the organization's cybersecurity team and scheduled the training for November 2022, in which they sent out one phishing email to each staff member in the organization. We helped the team design the phishing email templates and the landing pages. At the end of the campaign, we received anonymous data from the cybersecurity team for further analysis. Our study protocol was reviewed and approved by our Human Participants Ethics Committee and by the organization's Chief

Information Security Officer.

Before the actual campaign, we pilot tested the phishing simulation with 12 members of the organization’s cybersecurity team. We then tested within the whole IT service unit of 374 users to test with a larger, more diverse group. All this was to pilot test our process, and we do not present any data for these steps in the results. The main campaign was sent to over 12,000 employee email addresses in the organization.

### 3.3 Study Materials

To study the second research question, we crafted three variations of a phishing email using the same sender address, subject, and main text. The email claims that the user has waiting email messages that must be checked and released from an online system. This mimics notifications sometimes sent in this organization. The organization is using the NIST phish scale [33] in phishing training exercises to assess the detection difficulty of phishing emails, which limits our choices of phishing emails and difficulty. For this campaign, we were asked by the IT service unit of the organization to use a phishing email template with a detection difficulty of moderate difficulty.

The three versions differ only in the visual presentation of the phishing link, as follows:

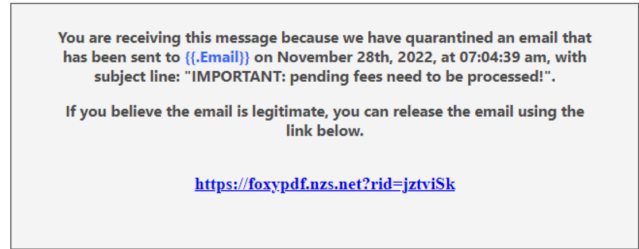
- Version 1 (raw URL): Display the real (simulated) phishing link “https://foxypdf.nzs.net” as clickable in the email. Note that we have slightly modified the domain name of the URL to keep the organization anonymized.
- Version 2 (button with text): Display the phishing link as a button, with the text “Release held emails”. In HTML, this is done by placing a button tag inside a hyperlink tag.
- Version 3 (hypertext): Display as the clickable anchor text “Release held emails”, instead of the real URL.

In Figure 1, we show how the three versions of the email appeared. In all three versions, the header details were the same. The sender was: **Security Gateway Notification <security-gateway@onlinesecurity.net>**, and the subject line: was **You have new on hold emails**. The actual URL and landing page were the same. The landing page itself, if users did open it, explained that this was a phishing simulation, and led to phishing education material.

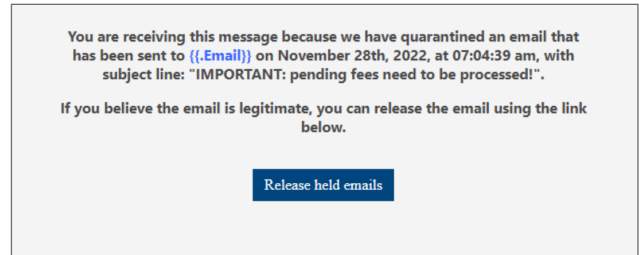
In the campaign, we separated the users randomly into three groups, and members of each group received one of the variations of the phishing email.

### 3.4 Data Collection

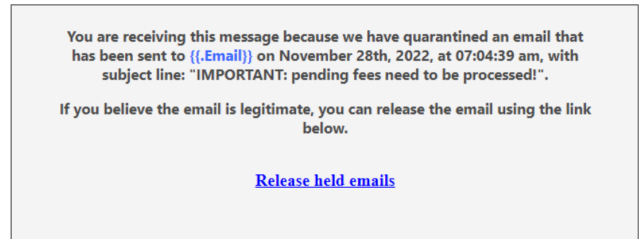
Working with the organization’s cybersecurity team, we managed the simulated phishing email and collected data, using



(a) Raw URL version



(b) Button version



(c) Hypertext version

Figure 1: The three campaign emails: raw URL, button, and anchor text

the open-source phishing framework GoPhish<sup>1</sup>. The GoPhish installation was installed and managed by the cybersecurity team.

Each email address used with GoPhish is given a unique anonymous ID. GoPhish then records three types of events: email sent, email opened, and link clicked. The email opened event data is collected by attaching a tracking image in the email that requires access to the GoPhish server, and the tracking image can be related to the tracking ID. The link clicked event is generated by the user clicking on the link in the email (via the raw URL, or button, or anchor text) that contacts the GoPhish server, and again can be related to the tracking ID. For each of these open and click events, GoPhish is able to record the timestamp of the event, the IP address, and the user-agent string. The user-agent string can then be used to identify the application, operating system, vendor, and/or version of the application that sends the user-agent request [12].

The data produced by GoPhish was first pre-processed to remove non-user actions. Due to the complexities in the email

<sup>1</sup>GoPhish, Open-Source Phishing Framework by Jordan Wright: <https://getgophish.com/>

transferring system and the use of different email systems, some open/click attempts are generated before reaching the recipient’s inbox, which creates additional noise in the data. Some email clients (such as Gmail and Apple Mail) route their emails through proxy servers or caching servers before the users receive the emails, which can generate open/click events that are not performed by the user. We filtered this noise by checking the IP address associated with the events, and removed the ones that came from hosting service companies. If the Autonomous System Number (ASN) of the IP address belongs to the organization of the email client or some hosting service companies instead of the user’s local network provider, we determined it is likely that this event was not actually the result of the user activity.

Both the open and clicked events recorded by GoPhish include user-agent data, but the click event will indicate the client software, typically a web browser, used to display the landing page. For our analysis, we therefore used the user-agent string of the open event when classifying the platform used both to open the email, and to click the link: typically an email client.

The image tracking system used by GoPhish to determine email openings is not perfect. As mentioned earlier, some email clients allow users to block images within emails, either optionally or by default. As also mentioned above, email systems (laudably) include measures to obfuscate email access in other ways. Moreover, user-agent strings are not always reliable, and are sometimes made vague for privacy and security reasons. We acknowledge that these issues constitute limitations in our study. However, we have no reason to believe that users who block images or are impacted by other security measures would be differently distributed across our three email version groups. We therefore propose that while our overall numbers may be affected, the differences in our conditions are worthy of notice.

## 4 Results

### 4.1 Campaign Overview

The campaign started on a workday Monday at noon, and emails with sent to 12,639 email addresses. We received data until Wednesday afternoon, for a duration of just over two days. The data showed that between two and three thousand users opened the email. This number is much lower than the number of emails sent for several reasons. While the organization has several thousand current full-time employees, it provides email addresses to many part-time staff, and even maintains email addresses for former staff, and many of these people likely never read their emails. It is also possible some users may have seen the subject line and simply ignored the email as irrelevant. Moreover, we only received data for about two days, so there will have been users who opened the email after we received the data. Since most users who open email

do so within the first few hours after receiving [26], we would only expect a small number of activities after two days, so we believe our results were not overly affected. This bounded timeline is utilized by the IT security team in order to scope the workload of the IT support teams who receive reported phishing emails and questions from employees.

We first inspected the data for unusual activity, as we expect usual user behavior to be at most a few clicks from a single email client. Thus we removed 27 users from the dataset who performed more than 20 interactions (including both email open activities and link click activities), and 22 users who clicked on the phishing link from multiple email clients; both these made it difficult to determine a single device and sequence of behavior. We also became uncertain of presentation issues relating to “web mail” clients, i.e., email clients running in a web browser. In particular, we learned that the organization configured their web mail service’s default setting to disallow the automatic downloading of images, which prevented valid counts of email opening. We therefore decided to focus on email-specific application software, and filtered out results where email was opened within web browsers.

After filtering, the data showed 2,375 users who opened our email, about 20% of the total number sent. Of these, 285 clicked on the link, so about 12% of those who opened the email. These users generated 3,921 open actions, so many opened the email more than once, and there were 304 click actions, which means a few people clicked more than once using the same platform.

### 4.2 Device Use

By processing the user-agent string of each event, we extracted the platform, operating system and email client used to perform the event. We grouped our data based on the device used for viewing the email: computers, mobile devices, and unclassified. The unclassified category mainly contains users who use Apple Mail and other email clients where it is not possible to identify the platform based on the user-agent string. Due to Apple Mail’s mail privacy protection mechanism, the device used to open the email is not identified<sup>2</sup>. From our observation, all platforms (Mac, iPad or iPhone) use the same user-agent at the time of writing (“Mozilla/5.0”). The distribution of the groups is shown in Table 1. The overall total count is slightly larger than the number of users who opened the email, this is because some users can open the email using multiple devices and email clients, but since these users at most clicked on one type of email client, our data is not affected.

#### 4.2.1 H1 Testing

The data allows us to test Hypothesis H1: *Users are more likely to click on phishing links when using mobile devices*

<sup>2</sup><https://www.apple.com/legal/privacy/data/en/mail-privacy-protection/>

Table 1: Distribution of the campaign users’ clicking actions using different devices

	Computer	Mobile	Unclassified	Sum
<b>Users clicked</b>	88	135	62	285
<b>Users not clicked</b>	538	591	1200	2339
<b>Sum</b>	626	726	1262	2614

than on computers.

A chi-squared test was performed to examine if there was a connection between users link clicking behaviors and the device used for checking emails. For this chi-squared test, we removed the unclassified group because of the uncertainty of which kind of device was used. The result was significant,  $\chi^2(1, N = 1352) = 5.02, p = .025$  (Pearson residual: +1.4). Here, and below, we give the residual for clicks in the first stated condition – mobile devices, in this case. The positive value shows that mobile devices had more than the expected number of clicks were the categories the same. We thus conclude H1 is supported, and user behavior is significantly different when using different devices for checking emails. However, we calculated the phi coefficient for effect size as  $\phi = .06$ , showing only a very small effect, so we conclude that the difference in clicking behavior attributable to the device used is quite minor.

These results are also shown in the first row of Table 2.

We further carried out tests to explore whether the use of different devices might have an influence on users’ clicking behavior. We compared the data for mobile devices and for computers, looking at each link presentation group. For the raw URL, the result was:  $\chi^2(1, N = 396) < .01, p = .93$  (Pearson residual: -0.1), so no significant difference. In other words, when the raw URL is presented, the device does not matter.

For the button group, the result was:  $\chi^2(1, N = 371) = 5.39, p = .02, \phi = .12$  (Pearson residual: +1.3), and similarly for the hypertext group, it was:  $\chi^2(1, N = 585) = 5.98, p = .01, \phi = .10$  (Pearson residual: +1.6). These results broadly align with our findings above, that it is link presentation, more than device type, that shows different behavior. These results are also shown in Table 2.

We observed that for the raw URL group, out of the 163 users who opened the email using a computer email client, 8.0% of them clicked, and for those who opened it with mobile devices, out of 233 users, 7.7% clicked; these two click rates are reasonably close. However, we observed a difference when the phishing link is hidden from the user. For the button group, 10.9% out of the 138 computer users clicked on the link, whereas for mobile device users, 20.2% out of 233 users clicked. A similar difference can be observed for the hypertext group, out of the 325 computer users, 18.5% of them clicked

Table 2: Click behavior for mobile devices vs. computers: chi-squared test results; residual shown for mobile device clicks

Condition	$\chi^2(1)$ p-value	Effect size $\phi$	Pearson Residual
All click behavior	.025	0.06	+1.4
Raw URL click behavior	.93	< .01	-0.1
Button click behavior	.02	.12	+1.3
Hypertext click behavior	.01	.10	+1.6

on the link, and out of the 260 mobile device users, 26.9% of them clicked. These results add to our findings above, that link presentation interacts with device type to further shape users’ behavior.

### 4.3 Link Presentation

We further categorized our data into three groups based on the specific phishing email users received. During the campaign, we also observed that for the button version, the Windows Outlook application would display the button as hypertext. From the user’s perspective, they are seeing the hypertext version, which is the same as if the user is been grouped in the hypertext group. Therefore, we decided to move the Windows Outlook application data from the button version, and add it to the hypertext version. Table 3 shows the number of users who opened and clicked on the phishing link using computers and mobile devices in each condition. Based on these data, we performed a series of chi-squared tests, including tests within the group between devices, and users clicking behavior between groups, as shown in Table 4.

#### 4.3.1 H2 Testing

Hypothesis H2 stated: *Users are more likely to click on phishing links when masked with buttons or hypertext than when shown as URLs.*

To test H2, we combined the button group and hypertext group into a combined masked text group, and compared it with the raw URL group, across all platforms, as shown in Table 5. We then performed a chi-squared test, and also calculated the effect size, with result:  $\chi^2(1, N = 2614) = 34.8, p < .001, \phi = .12$  (Pearson residual: +3.1). H2 is thus supported, and with a small to moderate effect size. We therefore conclude that there is a difference in user behavior when seeing a raw link vs. a link concealed by a button or hypertext.

The interpretation of the effect size of .12 is small to moderate, but we note that the difference is between the raw link

Table 3: Distribution of the campaign users' clicking actions using different devices

	Computer	Mobile	Unclassified	Sum
Raw URL clicked	13	18	11	42
Raw URL not clicked	150	215	377	742
Button clicked	15	47	29	91
Button not clicked	123	186	401	710
Hypertext clicked	60	70	22	152
Hypertext not clicked	265	190	422	877
Sum	626	726	1262	2614

Table 4: Click behavior over all platforms: chi-squared test results; residual shown for first condition shown

Conditions	$\chi^2(1)$ p-value	Effect size $\phi$	Pearson Residual for clicks
Masked vs. Raw URL	< .001	.12	+3.1
Button vs. Raw URL	< .001	.10	+2.8
Hypertext vs. Raw URL	< .001	.15	+4.0
Hypertext vs Button	.02	.05	+1.4

case of 42 clicked vs. 742 non-clicked (5% of total) and the masked link case of 152 vs. 877 (14% of total). In practice, this could be a substantial difference in phishing susceptibility.

We also performed a chi-squared test between each of the two masked text variations, the button version, and the hypertext version, with the raw URL version. Both resulted in significant results. For the button variation,  $\chi^2(1, N = 1585) = 17.4, p < .001, \phi = .10$  (Pearson residual: = +2.8), and for the hypertext version,  $\chi^2(1, N = 1813) = 41.27, p < .001, \phi = .15$  (Pearson residual: = +4.0).

### 4.3.2 H3 Testing

Hypothesis H3 stated: *Users are more likely to click on phishing links if they are hidden with HTML buttons, compared with being hidden with hypertext.*

Table 5: Contingency table for raw URL vs. masked text

	Raw URL	Masked URL	Sum
clicked	42	243	285
not clicked	742	1587	2329
Sum	784	1830	2614

To test H3, we compared the hypertext group data with the button group, across all platforms. We then performed a chi-squared test, and also calculated the effect size, with result:  $\chi^2(1, N = 1830) = 5.2, p = .02, \phi = .05$  (Pearson residual: +1.3). The result is significant, but the residuals show the opposite to what we hypothesized. Users are slightly more likely to click on the hypertext version compared with the button version. H3 is thus not supported.

The above results are also shown in Table 4.

## 4.4 Summary

As shown in Table 6, out of the three hypotheses we propose, all were significant at an alpha of .05, but only H2 had a non-negligible effect size. Users are more likely to click on the phishing link if it is displayed as a button or masked as text, compared with the raw phishing URL. We observed an important difference in users' behavior when the phishing link is been visually obscured. If the link is obvious, users' behavior is consistent regardless of the device. Whereas if the link is masked with a button or text, users are more likely to click on the link when using mobile devices than using computers. Among these two visual techniques, we hypothesized that the button version would make users more likely to click than the hypertext version, because of its affordance and visual appearance. However, in the study we observed a significant but opposite and very small effect.

Table 6: Summary of hypothesis testing

	Hypothesis statement	Support
H1	Users are more likely to click on phishing links when using email clients on mobile devices, than when using computers.	Supported, but very small effect size
H2	Users are more likely to click on phishing links when they are hidden using buttons or hypertext, than when shown as URLs.	Supported, with small to moderate effect size
H3	Users are more likely to click on phishing links if they are hidden with HTML buttons, compared with being hidden with hypertext.	Not supported

## 5 Discussion

As pointed out in Steves et al.'s study [33], "not all cues are created equally". Different phishing cues have different levels of detection difficulty and effect. For instance, displaying phishing links as raw URLs is a very obvious cue that could help users determine that the email is phishing. Our study shows that regardless of the device people use for checking emails, they are less likely to click when seeing the raw URL version. The ease of identifying such a cue is partially because users are able to see the raw phishing link without any interaction with the interface (e.g., hovering). The same phishing cue can be much more difficult to identify if it is masked with a button or hypertext. When no obvious cues are visible to the users, they may process the email normally as if it is legitimate. And only when they see some cue, such as a link with an unfamiliar URL, might they become suspicious, might the change their mindset to be careful about potential phishing attacks. The extra step of expecting users to hover over the link is a danger. Our study found that more users clicked on the link when it was displayed as a button or hypertext. The process whereby suspicion is raised can be explained by the concept of the human mind as a dual process system [19], which has been applied in the domain of phishing susceptibility [16, 35, 38, 42]. This theory proposes that our mind has two reasoning systems, one is fast, effortless and based on heuristics, and the other is slow and requires systematic reasoning. When users see the raw phishing URL, their heuristic system is more likely to quickly raise a red flag and intuitively sense that something is wrong. This then triggers the systematic reasoning system to examine the email with more awareness, so they are less likely to click on the URL. Without visibility, Kahneman explains the conclusion is often WYSIATI: "What you see is all there is".

The use of different devices makes the problem of phishing presentation more complex. Our study reveals that mobile device users were more likely to click on the link than computer users. This is in line with the literature [8, 11, 21, 24]. Moreover, our findings add nuance to the literature: phishing link presentation matters — mobile users were not more susceptible for the raw URL but were for the masked URL. This suggests that the dangers of masked presentation are exacerbated for mobile users. Factors such as screen size, the interaction mechanics of viewing the full URL, and the external environment may contribute.

Detection of phishing cues may vary among individual users, as their prior knowledge and experience influence their identification of cues. Across organizations, users will have varying knowledge about URLs and web domains. This type of knowledge will shape users' ability to determine the legitimacy of links.

It was anticipated that the button presentation would result in a higher number of clicks due to its affordance and visual design. However, we found that the hypertext presentation

of the link elicited more clicks. The legitimate security notification sent by the organization also uses hypertext links for releasing quarantined emails, which may make hyperlinks more familiar and trustworthy. It is possible that buttons are typically utilized for actions that affect a current web page, while hyperlinks are used for redirecting users to a different web page. Since users are not expecting to release quarantined emails within the email itself, they may be less likely to expect a button compared to a hyperlink that redirects them to a website. It is also possible that the click rates of phishing buttons and hyperlinks may be context-specific and depend on the topic of the phishing message.

The nature of the masking text may impact susceptibility. In our main study, we used 'Release held emails'. In our pilot study, we tested a different approach: we masked the phishing URL as a legitimate-looking URL from an internal domain that was familiar to all staff in the organization. We compared this approach with the raw URL version. This was piloted with 374 members of the IT service unit who were randomly divided into two groups for each variation. We observed a large difference in the number of user clicks between the two groups. The raw URL version resulted in a 3.8% click rate (3 clicks out of 79 users who opened the email), whereas the masked URL version resulted in a 19.6% click rate (11 clicks out of 56 users who opened the email). These users were from the IT service unit and were expected to have more experience in dealing with phishing emails, yet we still observed a substantial difference in the click rate. Our pilot study suggests that masking with a legitimate URL would be dangerous and would persuade users to click on the link. We chose not to include this 'legitimate URL' variation in the main campaign as we are focusing on generic phishing. Knowing the internal legitimate domains that the users are trusted and familiar with would be considered as tailored phishing, which is outside the scope of the current paper. In addition, both we and the IT service unit thought this variation was too difficult for the general population. We will consider this in future campaigns.

The presentation of the same phishing email can vary depending on the email client used. We observed that the button (created using a button tag inside a hyperlink tag) is displayed as a normal hypertext in Windows Outlook client. Windows Outlook client can display buttons normally through other methods, such as modifying the CSS style of the hyperlink. If hyperlinks are more effective in attracting clicks compared to buttons, as we found in our study, this means that Windows Outlook users may be more susceptible than users of other clients, as they may see more hyperlinks rather than buttons.

Masked links increase susceptibility, and the display of those masked links differs by device and by platform. When computer web mail users hover over the link, the landing page URL appears in the bottom left corner of the browser. In contrast, when computer application users hover, the landing page URL generally would be displayed next to the mouse cursor.



In some email clients, such as Outlook, the URL also appears on the bottom left corner of the application. The placement of URLs may impact the readability of the URL and cause a difference in the click rate. Moreover, hyperlink tags in HTML can be configured to include a tooltip with customizable content. While the tooltip attribute generally has no effect on the presentation of links in email client applications, it can mimic a hover box for web clients when a link is hovered. Attackers can exploit this technique to display the “real landing page URL” next to the phishing link, thereby tricking web client users into believing the link is genuine. In an extreme case, a web client may display three different URLs when hovering over a single link: the link is visually displayed as one link, then the tooltip displays a second link, and the browser displays the real URL (could be a third URL) at the bottom left corner.

Users’ susceptibility to phishing can be reduced when the raw URL is easily visible. However, presenting raw URLs sacrifices usability for security. HTML rendering can make the text easier to understand, and can make the purpose of links clear, but it can also make text and links more deceptive. In particular, allowing links to be concealed is a gift to attackers.

Our research was not able to record hovering activities. It would be interesting to assess whether the users hovered over the link or not and how this impacts susceptibility. Others have used eye trackers to examine where people look when reading emails [28]. Unfortunately, eye-trackers are not yet feasible for the scale of organization-level field studies.

The design elements in email clients deserve more attention in future phishing research. For example, email service providers such as Gmail<sup>3</sup> hide the sender’s email address when a user has replied to them. Given that most phishing emails are sent by unknown senders, highlighting the difference between known and unknown senders in the email client could serve as a helpful cue for identifying phishing emails. In light of the results of our study, a potential solution could be to display the raw URLs when the sender is unknown. Future research could manipulate design elements in email clients to demonstrate the potential in helping users protect themselves from phishing.

## 5.1 Limitations

The findings of our study may seem obvious, but our study provides evidence using a large-scale phishing campaign to validate that users are more susceptible to phishing when using mobile devices, and when seeing phishing links as masked text. This represents a danger that suggests a need for specific training or changes to email clients.

Our study has a number of limitations. First, the GoPhish framework uses invisible tracking images to determine email

opening. If the email client does not allow the automatic downloading of pictures, this tracking method will fail. Therefore, we expect that we would have had more open attempts than are shown in our data. In our analysis, we discarded all the link clicks if they did not map to any open events. In reality, these click events were potentially legitimate user actions, but since we can not identify the corresponding open attempt, we can not determine the user-agent associated with the action. Hence this portion of the data is lost in our study.

Second, the classification of email clients and devices relies on the user-agent string, which is not always reliable. For instance, for Apple Mail users, by default, the user-agent associated with their actions would be “Mozilla/5.0” across all devices, and the users can manually select which user-agent to be used when sending messages. We are pleased to see the benefit of using such an approach to protect users’ privacy, but at the same time, it creates extra difficulties for us in verifying the applications and devices.

Third, in our study, we assume that none of the emails are forwarded. We acknowledge that there will be a small group of users who may automatically forward their emails to a different account, but we are unable to separate these users from the rest. For these users, the sender of the forwarded email will be the users themselves, which could potentially influence their behavior because users may pay less attention to the original sender of the email. We assume that these users would be evenly distributed in the three groups, so our results would not be affected.

Fourth, we should note that the URL used in our study was not specially crafted to resemble one that the users would recognize and trust. Instead, we chose one that attackers adopted or hijacked for general use. Domain names for phishing are now used and abandoned frequently, typically less than 24 hours, to avoid blocklisting [7]. We therefore suggest our URL is realistic for many attacks, though not representative of specialized and targeted campaigns.

Finally, in our study, we moved the Windows Outlook application users from the button version to the hypertext version because the Outlook Windows application consistently displays the phishing URL as hypertext in both groups. To ensure that this migration of data will not affect the findings we present, we also performed the same test with Windows Outlook application users being removed from all conditions and recomputed our tests to compare the results. As shown in Table 7, the results are very similar.

Further investigations into this area will aid in the development of more robust solutions that can aid users in identifying and avoiding phishing scams. We encourage researchers to replicate our study and build upon the knowledge gathered to contribute to the ongoing efforts of improving online security.

<sup>3</sup><https://support.google.com/mail/answer/1311182?hl=en>

Table 7: Comparison of hypothesis test results for the **Mov** case (moving Windows Outlook data from button to hypertext) and the **Del** case (deleting the Windows Outlook data from all conditions).

Case	Hypothesis	$\chi^2$	p value	$\phi$	resi
Mov	H1: all	5.0	.025	.06	1.39
Del	H1: all	6.5	.011	.08	1.32
Mov	H1: raw only	<.01	0.927	<.01	-0.06
Del	H1: raw only	.6	.424	.04	0.39
Mov	H1: button only	5.4	.02	.12	1.29
Del	H1: button only	5.4	.02	.12	1.29
Mov	H1: hypertext only	6.0	.014	.10	1.61
Del	H1: hypertext only	3.1	.08	.09	.86
Mov	H2: masked vs. raw	34.8	<.001	.12	3.05
Del	H2: masked vs. raw	32.8	<.001	.12	2.98
Mov	H2: button vs. raw	17.4	<.001	.10	2.81
Del	H2: button vs. raw	20.6	<.001	.12	2.97
Mov	H2: hypertext vs. raw	41.3	<.001	.15	3.99
Del	H2: hypertext vs. raw	36.6	<.001	.15	3.89
Mov	H3: button vs. hypertext	5.2	.023	.05	1.40
Del	H3: button vs. hypertext	2.8	.092	.04	1.10

## 6 Conclusions

In this paper we presented the results of a phishing campaign study conducted in a large organization. Our study focuses on the visual presentation of emails, and how it influences users' behavior. Our result shows that users are somewhat more susceptible to phishing when using mobile devices, compared to using computers. More importantly, we found that masking phishing links with buttons or hypertext has a greater impact in persuading users to click on the phishing link, as opposed to displaying the raw URL. With these masked URL conditions, mobile users were more susceptible compared to computer users. Our study identified novel link presentation variables that contribute to users' susceptibility to phishing. We recommend that future research further explore the presentation of phishing emails and how email clients can be designed to assist them in protecting themselves.

## Acknowledgments

T.B.A.

## References

- [1] Kholoud Althobaiti, Nicole Meng, and Kami Vaniea. I don't need an expert! making url phishing features human comprehensible. In *Proceedings of the 2021 CHI Conference on Human Factors in Computing Systems*, pages 1–17, 2021.
- [2] Tomás Alves, Joana Natálio, Joana Henriques-Calado, and Sandra Gama. Incorporating personality in user interface design: A review. *Personality and Individual Differences*, 155:109709, 2020.
- [3] Bonnie Anderson, Anthony Vance, C Brock Kirwan, David Eargle, and Jeffrey L Jenkins. How users perceive and respond to security messages: a neurois research agenda and empirical study. *European Journal of Information Systems*, 25(4):364–390, 2016.
- [4] Aizza Anwar, Ali Waqas, Hafiz Muhammad Zain, and Daisy Mui Hung Kee. Impact of music and colour on customers' emotional states: An experimental study of online store. *Asian Journal of Business Research*, 10(1):104–125, 2020.
- [5] Aurélien Baillon, Jeroen De Bruin, Aysil Emirmahmutoglu, Evelien Van De Veer, and Bram Van Dijk. Informing, simulating experience, or both: A field experiment on phishing risks. *PloS one*, 14(12):e0224216, 2019.
- [6] Lisa Feldman Barrett, Michele M Tugade, and Randall W Engle. Individual differences in working memory capacity and dual-process theories of the mind. *Psychological bulletin*, 130(4):553, 2004.
- [7] Simon Bell and Peter Komisarczuk. An analysis of phishing blacklists: Google safe browsing, openphish, and phishtank. In *Proceedings of the Australasian Computer Science Week Multiconference, ACSW '20*, New York, NY, USA, 2020. Association for Computing Machinery.
- [8] Ron Bitton, Andrey Finkelshtein, Lior Sidi, Rami Puzis, Lior Rokach, and Asaf Shabtai. Taxonomy of mobile users' security awareness. *Computers & Security*, 73:266–293, 2018.
- [9] Email Blaster. Desktop vs mobile - which is best for your email marketing campaign? <https://www.emailblasteruk.com/blog/desktop-vs-mobile-which-is-best/>.

- [10] Mark Blythe, Helen Petrie, and John A Clark. F for fake: four studies on how we fall for phish. In *Proceedings of the SIGCHI Conference on Human Factors in Computing Systems*, pages 3469–3478, 2011.
- [11] Frank Breiting, Ryan Tully-Doyle, and Courtney Hasenfeldt. A survey on smartphone user’s security choices, awareness and education. *Computers & Security*, 88:101647, 2020.
- [12] MDN contributors. User-agent. <https://developer.mozilla.org/en-US/docs/Web/HTTP/Headers/User-Agent>.
- [13] Adrienne Porter Felt and David Wagner. Phishing on mobile devices. 2011.
- [14] Anjuli Franz, Verena Zimmermann, Gregor Albrecht, Katrin Hartwig, Christian Reuter, Alexander Benlian, and Joachim Vogt. Sok: Still plenty of phish in the sea—a taxonomy of user-oriented phishing interventions and avenues for future research. In *Seventeenth Symposium on Usable Privacy and Security (SOUPS 2021)*, pages 339–358, 2021.
- [15] Sujata Garera, Niels Provos, Monica Chew, and Aviel D Rubin. A framework for detection and measurement of phishing attacks. In *Proceedings of the 2007 ACM workshop on Recurring malware*, pages 1–8, 2007.
- [16] Brynne Harrison, Arun Vishwanath, Yu Jie Ng, and Raghav Rao. Examining the impact of presence on individual phishing victimization. In *2015 48th Hawaii International Conference on System Sciences*, pages 3483–3489. IEEE, 2015.
- [17] James F Hemphill. Interpreting the magnitudes of correlation coefficients. *The American psychologist*, 58(1), 2003.
- [18] Daniel Jampen, Gürkan Gür, Thomas Sutter, and Bernhard Tellenbach. Don’t click: towards an effective anti-phishing training. a comparative literature review. *Human-centric Computing and Information Sciences*, 10(1):1–41, 2020.
- [19] Daniel Kahneman. *Thinking, fast and slow*. Farrar, Straus and Giroux, New York, 2011.
- [20] Valho Kostov and S Fukuda. Development of man-machine interfaces based on user preferences. In *Proceedings of the 2001 IEEE International Conference on Control Applications (CCA’01)(Cat. No. 01CH37204)*, pages 1124–1128. IEEE, 2001.
- [21] Murat Koyuncu and Tolga Pusatli. Security awareness level of smartphone users: An exploratory case study. *Mobile Information Systems*, 2019, 2019.
- [22] Daniele Lain, Kari Kostiaainen, and Srdjan Capkun. Phishing in organizations: Findings from a large-scale and long-term study. *arXiv preprint arXiv:2112.07498*, 2021.
- [23] Caroll P Lau, Joanne L Harbluk, Peter C Burns, and Yue El-Hage. The influence of interface design on driver behavior in automated driving. *CARSP (The Canadian Association of Road Safety Professionals): Victoria, BC, Canada*, 2018.
- [24] Tanya McGill and Nik Thompson. Old risks, new challenges: exploring differences in security between home computer and mobile device use. *Behaviour & Information Technology*, 36(11):1111–1124, 2017.
- [25] Gareth Norris, Alexandra Brookes, and David Dowell. The psychology of internet fraud victimisation: A systematic review. *Journal of Police and Criminal Psychology*, 34(3):231–245, 2019.
- [26] Adam Oest, Penghui Zhang, Brad Wardman, Eric Nunes, Jakub Burgis, Ali Zand, Kurt Thomas, Adam Doupé, and Gail-Joon Ahn. Sunrise to sunset: Analyzing the end-to-end life cycle and effectiveness of phishing attacks at scale. In *29th USENIX Security Symposium*, 2020.
- [27] Justin Petelka, Yixin Zou, and Florian Schaub. Put your warning where your link is: Improving and evaluating email phishing warnings. In *Proceedings of the 2019 CHI Conference on Human Factors in Computing Systems*, pages 1–15, 2019.
- [28] Kevin Pfeffel, Philipp Ulsamer, and Nicholas H Müller. Where the user does look when reading phishing mails—an eye-tracking study. In *International Conference on Human-Computer Interaction*, pages 277–287. Springer, 2019.
- [29] Benjamin Reinheimer, Lukas Aldag, Peter Mayer, Mattia Mossano, Reyhan Duezguen, Bettina Lofthouse, Tatiana Von Landesberger, and Melanie Volkamer. An investigation of phishing awareness and education over time: When and how to best remind users. In *Proceedings of the Sixteenth USENIX Conference on Usable Privacy and Security*, pages 259–284, 2020.
- [30] Ashlea Rendell, Marc TP Adam, Ami Eidels, and Timm Teubner. Nature imagery in user interface design: The influence on user perceptions of trust and aesthetics. *Behaviour & Information Technology*, pages 1–17, 2021.
- [31] Christoph Schneider, Markus Weinmann, and Jan Vom Brocke. Digital nudging: guiding online user choices through interface design. *Communications of the ACM*, 61(7):67–73, 2018.

- [32] Steve Sheng, Bryant Magnien, Ponnurangam Kumaraguru, Alessandro Acquisti, Lorrie Faith Cranor, Jason Hong, and Elizabeth Nunge. Anti-phishing phil: the design and evaluation of a game that teaches people not to fall for phish. In *Proceedings of the 3rd symposium on Usable privacy and security*, pages 88–99, 2007.
- [33] Michelle Steves, Kristen Greene, and Mary Theofanos. Categorizing human phishing difficulty: a phish scale. *Journal of Cybersecurity*, 6(1), 2020.
- [34] Milica Stojmenović, Eric Spero, Miloš Stojmenović, and Robert Biddle. What is beautiful is secure. *ACM Transactions on Privacy and Security*, 25(4):1–30, 2022.
- [35] Arun Vishwanath, Brynne Harrison, and Yu Jie Ng. Suspicion, cognition, and automaticity model of phishing susceptibility. *Communication Research*, 45(8):1146–1166, 2018.
- [36] Melanie Volkamer, Karen Renaud, Benjamin Reinheimer, and Alexandra Kunz. User experiences of torpedo: Tooltip-powered phishing email detection. *Computers & Security*, 71:100–113, 2017.
- [37] Melanie Volkamer, Karen Renaud, Benjamin Reinheimer, Philipp Rack, Marco Ghiglieri, Peter Mayer, Alexandra Kunz, and Nina Gerber. Developing and evaluating a five minute phishing awareness video. In *Trust, Privacy and Security in Digital Business: 15th International Conference, TrustBus 2018, Regensburg, Germany, September 5–6, 2018, Proceedings 15*, pages 119–134. Springer, 2018.
- [38] Jingguo Wang, Yuan Li, and H Raghav Rao. Coping responses in phishing detection: an investigation of antecedents and consequences. *Information Systems Research*, 28(2):378–396, 2017.
- [39] Rick Wash. How experts detect phishing scam emails. *Proceedings of the ACM on Human-Computer Interaction*, 4(CSCW2):1–28, 2020.
- [40] Zikai Alex Wen, Zhiqiu Lin, Rowena Chen, and Erik Andersen. What. hack: engaging anti-phishing training through a role-playing phishing simulation game. In *Proceedings of the 2019 CHI Conference on Human Factors in Computing Systems*, pages 1–12, 2019.
- [41] Emma J Williams and Danielle Polage. How persuasive is phishing email? the role of authentic design, influence and current events in email judgements. *Behaviour & Information Technology*, 38(2):184–197, 2019.
- [42] Ryan T Wright, Matthew L Jensen, Jason Bennett Thatcher, Michael Dinger, and Kent Marett. Research note—influence techniques in phishing attacks: an examination of vulnerability and resistance. *Information systems research*, 25(2):385–400, 2014.
- [43] Sijie Zhuo, Robert Biddle, Yun Sing Koh, Danielle Lottridge, and Giovanni Russello. Sok: Human-centered phishing susceptibility. *ACM Trans. Priv. Secur.*, dec 2022.