

Natural optical activity from density-functional perturbation theory

Asier Zabalo¹ and Massimiliano Stengel^{1,2}

¹*Institut de Ciència de Materials de Barcelona (ICMAB-CSIC), Campus UAB, 08193 Bellaterra, Spain*

²*ICREA-Institució Catalana de Recerca i Estudis Avançats, 08010 Barcelona, Spain*

(Dated: April 4, 2023)

We present an accurate and computationally efficient first-principles methodology to calculate the natural optical activity. Our approach is based on the long-wave density-functional perturbation theory and includes self-consistent field (SCF) terms naturally in the formalism, which are found to be of crucial importance. The final result is expressed exclusively in terms of response functions to uniform field perturbations and avoids troublesome summations over empty states. Our strategy is validated by computing the natural optical activity tensor in representative chiral crystals (trigonal Se, α -HgS and α -SiO₂) and molecules (C₄H₄O₂), finding excellent agreement with experiment and previous theoretical calculations.

Natural optical activity (NOA) refers to the first-order spatial dispersion of the macroscopic dielectric tensor [1]. Empirically, it manifests as optical rotation (OR), which is a property of certain structures to rotate the plane of the polarization of light that travels through them [2, 3]; at difference with the Faraday effect, NOA is reciprocal and doesn't require magnetism to be present [4]. It was first measured in quartz crystals back in 1811 by Arago, and historically, most of the studied optically active materials turned out to be chiral. In fact, chirality is a sufficient but not necessary condition for NOA to be present, as optically active achiral systems also exist [5]. Since its discovery, natural optical activity has been attracting increasing research interest, and reliable experimental measurements now exist for many materials, both in molecular [6–10] and crystalline form [11–17].

Parallel to the experiments, there have been considerable advances in the theoretical understanding of optical rotation as well [2, 11, 18–20]. *Ab-initio* methods like Hartree-Fock (HF), [9] coupled-cluster (CC) [21] and density functional theory (DFT) [6, 7, 22] have recently become popular in the context of NOA. While most of the available literature is about small molecules, notable attempts at calculating optical activity in solids do exist. It is worth mentioning, for example, the pioneering works by Zhong, Levine, Allan and Wilkins, [19, 20] based on a numerical long-wavelength expansion of the electromagnetic response function. Later, Malashevich and Souza [10] and Pozo and Souza [24] derived analytical expressions for the NOA, thus reviving the interest in the field; their formalism has been implemented very recently within an *ab initio* context [25]. The agreement between theory and experiment achieved in these works is quite good, e.g., for trigonal Se [10, 24], α -quartz [19, 20] and trigonal Te [26].

In spite of the remarkable progress, however, a systematic, first-principles-based and computationally efficient methodology to compute the NOA has not been established yet. The first issue concerns the treatment of the self-consistent (SCF) fields. These were accounted for in Ref. [27] and found to be of crucial importance, but the

numerical differentiations with respect to the wave vector \mathbf{q} that were used therein have limited a widespread application of their method. The existing analytical expressions [10, 24] for the NOA are, in principle, better suited to an *ab initio* implementation [25], but the SCF contributions are systematically neglected therein. Another disadvantage with the existing techniques lies in that they require cumbersome sums over empty states; this introduces an additional potential source of error, as the convergence with respect to the number of bands tends to be slow. There are additional technical subtleties that have not been considered in the context of the NOA, for example regarding the correct treatment of the current-density response in presence of nonlocal pseudopotentials [28]. It is unquestionable that the current limitations rule out the study of many systems of outstanding interest (e.g., electrotoroidic compounds [29, 30]), which are hardly accessible to the currently available schemes.

Here we present, within the framework of first-principles long-wave density functional perturbation theory (DFPT), a method to calculate the natural optical activity that overcomes the aforementioned limitations and is equally valid for molecules and extended solids. Building on Ref. [7], we express the natural optical activity tensor as the first-order spatial dispersion (i.e., derivative with respect to the wave vector \mathbf{q}) of the macroscopic dielectric function. Crucially, the capabilities of the recently implemented long-wave module [32] of ABINIT [33, 34] allow for an efficient calculation by combining response functions that are already available in the code (e.g., \mathbf{k} -derivatives, electric and orbital magnetic field perturbations). This way, summations over excited states are entirely avoided, and the effect of local fields is automatically included without the need for an ad-hoc treatment. We validate our methodology by computing the NOA tensor for well known chiral structures, including trigonal crystals (Se, α -HgS and α -SiO₂) and the C₄H₄O₂ molecule. Our numerical results show fast convergence with respect to the main computational parameters, and are in excellent agreement with experiment and earlier theoretical calculations.

Our starting point is the double Fourier transform in frequency ω and wave vector \mathbf{q} of the permittivity function, $\epsilon_{\alpha\beta}(\omega, \mathbf{q})$. By expanding $\epsilon_{\alpha\beta}(\omega, \mathbf{q})$ in powers of the wave vector \mathbf{q} , around $\mathbf{q} = \mathbf{0}$, we obtain

$$\epsilon_{\alpha\beta}(\omega, \mathbf{q}) = \epsilon_{\alpha\beta}(\omega, \mathbf{q} = \mathbf{0}) + iq_\gamma \eta_{\alpha\beta\gamma}(\omega) + \dots, \quad (1)$$

where $\eta_{\alpha\beta\gamma}(\omega)$ is the natural optical activity tensor [1]. (From now on, we adopt Einstein summation conventions for the Cartesian indices $\alpha\beta\gamma$.) In absence of dissipation (i.e., in the transparent regime), $\epsilon_{\alpha\beta}(\omega, \mathbf{q})$ is a 3×3 Hermitian matrix, which at $\mathbf{q} = \mathbf{0}$ becomes real symmetric in crystals with time-reversal (TR) symmetry. The frequency-dependent natural optical activity tensor is then also real and satisfies $\eta_{\alpha\beta\gamma}(\omega) = -\eta_{\beta\alpha\gamma}(\omega)$, which means that only 9 of the 27 components of $\eta_{\alpha\beta\gamma}$ are independent. As a consequence, $\eta_{\alpha\beta\gamma}$ is often rearranged into the second-rank *gyration* or *gyrotropic* tensor, $g_{\alpha\beta}$, [1]

$$g_{\alpha\beta}(\omega) = \frac{1}{2} \epsilon_{\gamma\delta\alpha} \eta_{\gamma\delta\beta}(\omega), \quad (2)$$

where $\epsilon_{\gamma\alpha\delta}$ is the Levi-Civita symbol. Assuming a crystal structure with the point group 32 (trigonal Se, α -HgS and α -SiO₂ belong to this crystal class), and considering that the optical axis is oriented along the z Cartesian direction [19],

$$\mathbf{g}(\omega) = \begin{pmatrix} g_{11}(\omega) & 0 & 0 \\ 0 & g_{11}(\omega) & 0 \\ 0 & 0 & g_{33}(\omega) \end{pmatrix}, \quad (3)$$

where $g_{11} = \eta_{231}$ and $g_{33} = \eta_{123}$. The optical rotatory power ρ is then given by [19]

$$\rho(\omega) = \frac{\omega^2}{2c^2} g_{33}(\omega), \quad (4)$$

where c is the speed of light. In this work, we shall focus on the $\omega \rightarrow 0$ limit, where the components of both \mathbf{g} and $\boldsymbol{\eta}$ tend to a finite constant,

$$\eta_{\alpha\beta\gamma} = \eta_{\alpha\beta\gamma}(\omega \rightarrow 0), \quad g_{\alpha\beta} = g_{\alpha\beta}(\omega \rightarrow 0). \quad (5)$$

At leading order in the frequency, this yields a rotatory power of

$$\rho(\omega) \simeq (\hbar\omega)^2 \bar{\rho}, \quad \bar{\rho} = \frac{g_{33}}{2(\hbar c)^2}, \quad (6)$$

where \hbar is the reduced Planck constant. The constant $\bar{\rho}$ is usually expressed in the units of $\text{deg}/[\text{mm} (\text{eV})^2]$ and can be directly compared to experimental measurements.

To make further progress, we shall express the dielectric function in the low-frequency limit as a second derivative of the ground state energy with respect to two spatially modulated electric fields (\mathcal{E}) [35]

$$\epsilon_{\alpha\beta}(\mathbf{q}) = \delta_{\alpha\beta} - \frac{4\pi}{\Omega} E_{\mathbf{q}}^{\mathcal{E}\alpha} E_{\mathbf{q}}^{\mathcal{E}\beta}. \quad (7)$$

This allows us to write the natural optical activity tensor as the first derivative of $\epsilon_{\alpha\beta}(\mathbf{q})$ with respect to q_γ ,

$$\eta_{\alpha\beta\gamma} = -\frac{4\pi}{\Omega} \text{Im} E_{\gamma}^{\mathcal{E}\alpha} E_{\beta}, \quad E_{\gamma}^{\mathcal{E}\alpha} E_{\beta} = \left. \frac{\partial E_{\mathbf{q}}^{\mathcal{E}\alpha} E_{\beta}}{\partial q_{\gamma}} \right|_{\mathbf{q}=\mathbf{0}}, \quad (8)$$

where Ω is the volume of the unit cell. By virtue of the “ $2n + 1$ ” theorem [7], $E_{\gamma}^{\mathcal{E}\alpha} E_{\beta}$ can be written in terms of uniform-field response functions, which are already available in public first-principles packages like ABINIT. More specifically, we find

$$E_{\gamma}^{\mathcal{E}\alpha} E_{\beta} = E_{\text{elst},\gamma}^{\mathcal{E}\alpha} E_{\beta} + 2s \int_{\text{BZ}} [d^3k] E_{\mathbf{k},\gamma}^{\mathcal{E}\alpha} E_{\beta}, \quad (9)$$

where $s = 2$ is the spin multiplicity, and the shorthand notation $[d^3k] = \Omega/(2\pi)^3 d^3k$ is used for the Brillouin-zone (BZ) integral. (We assume that the system under study is a time-reversal (TR) symmetric insulator.) The electrostatic (elst) term is defined as

$$E_{\text{elst},\gamma}^{\mathcal{E}\alpha} E_{\beta} = \int_{\Omega} \int n^{\mathcal{E}\alpha}(\mathbf{r}) K_{\gamma}(\mathbf{r}, \mathbf{r}') n^{\mathcal{E}\beta} d^3r d^3r', \quad (10)$$

where $n^{\mathcal{E}\beta}$ is the first-order charge density response to \mathcal{E}_{β} , and $K_{\gamma}(\mathbf{r}, \mathbf{r}')$ is the first \mathbf{q} -derivative of the Hartree exchange and correlation (Hxc) kernel. The wave function term of Eq. (9), in turn, can be written as

$$E_{\mathbf{k},\gamma}^{\mathcal{E}\alpha} E_{\beta} = \mathcal{X}_{\mathbf{k}}^{\mathcal{E}\alpha k_{\gamma} \mathcal{E}\beta} + \mathcal{Y}_{\mathbf{k}}^{\mathcal{E}\alpha \mathcal{E}\beta k_{\gamma}} + \mathcal{Y}_{\mathbf{k}}^{k_{\gamma} \mathcal{E}\alpha \mathcal{E}\beta} + \mathcal{W}_{\mathbf{k}}^{\alpha, \beta\gamma} + \left(\mathcal{W}_{\mathbf{k}}^{\beta, \alpha\gamma} \right)^*, \quad (11)$$

We shall explain Eq. (11) term by term in the following.

For three generic perturbations, λ_1 , λ_2 and λ_3 , the calligraphic symbols in the first line are defined as

$$\mathcal{X}_{\mathbf{k}}^{\lambda_1 \lambda_2 \lambda_3} = \sum_m \langle u_{m\mathbf{k}}^{\lambda_1} | \hat{\mathcal{H}}_{\mathbf{k}}^{\lambda_2} | u_{m\mathbf{k}}^{\lambda_3} \rangle \quad (12)$$

and

$$\mathcal{Y}_{\mathbf{k}}^{\lambda_1 \lambda_2 \lambda_3} = - \sum_{mn} \langle u_{m\mathbf{k}}^{\lambda_1} | u_{n\mathbf{k}}^{\lambda_3} \rangle \langle u_{n\mathbf{k}}^{(0)} | \hat{\mathcal{H}}_{\mathbf{k}}^{\lambda_2} | u_{m\mathbf{k}}^{(0)} \rangle. \quad (13)$$

(The band indices m, n run over the occupied states only.) Here, $|u_{m\mathbf{k}}^{\lambda}\rangle$ are the first-order wave functions and the first-order calligraphic Hamiltonian is given by $\hat{\mathcal{H}}_{\mathbf{k}}^{\lambda} = \hat{H}_{\mathbf{k}}^{\lambda} + \hat{V}^{\lambda}$, where $\hat{H}_{\mathbf{k}}^{\lambda}$ is the external perturbation and \hat{V}^{λ} is the self-consistent field (SCF) potential response. Note that $\hat{\mathcal{H}}_{\mathbf{k}}^{k_{\gamma}} = \hat{H}_{\mathbf{k}}^{k_{\gamma}}$ as there is no SCF contribution to the derivative in \mathbf{k} -space, and $\hat{\mathcal{H}}_{\mathbf{k}}^{\mathcal{E}\alpha} = \hat{V}^{\mathcal{E}\alpha}$ in the above equations since the “external potential” is a purely cross-gap operator in the electric-field case [7].

The third line is defined as

$$\mathcal{W}_{\mathbf{k}}^{\alpha, \beta\gamma} = \sum_m i \langle u_{m\mathbf{k}}^{\mathcal{E}\alpha} | u_{m\mathbf{k},\gamma}^{A_{\beta}} \rangle, \quad (14)$$

where $|u_{m\mathbf{k},\gamma}^{A_\beta}\rangle$ indicates the wave function response to an electromagnetic vector potential at first order in the modulation vector \mathbf{q} . (See Sec. IV of Ref. [36] for more details.) We can write \mathcal{W} as a sum of two contributions that are, respectively, symmetric ($\mathcal{S}_{\mathbf{k}}^{\alpha,\beta\gamma}$) and an anti-symmetric ($\mathcal{A}_{\mathbf{k}}^{\alpha,\beta\gamma}$) with respect to $\beta \leftrightarrow \gamma$ exchange,

$$\mathcal{W}_{\mathbf{k}}^{\alpha,\beta\gamma} = \mathcal{S}_{\mathbf{k}}^{\alpha,\beta\gamma} + \mathcal{A}_{\mathbf{k}}^{\alpha,\beta\gamma}. \quad (15)$$

These objects are given by

$$\mathcal{S}_{\mathbf{k}}^{\alpha,\beta\gamma} = \frac{i}{2} \sum_m \langle u_{m\mathbf{k}}^{\mathcal{E}_\alpha} | \partial_{\beta\gamma}^2 u_{m\mathbf{k}}^{(0)} \rangle \quad (16)$$

and

$$\mathcal{A}_{\mathbf{k}}^{\alpha,\beta\gamma} = \frac{1}{2} \sum_m \epsilon_{\delta\beta\gamma} \langle u_{m\mathbf{k}}^{\mathcal{E}_\alpha} | u_{m\mathbf{k}}^{B_\delta} \rangle. \quad (17)$$

In Eq. (16), $\partial_{\beta\gamma}^2$ represents a second derivative in \mathbf{k} -space. The $|\partial_{\beta\gamma}^2 u_{m\mathbf{k}}^{(0)}\rangle$ functions in \mathcal{S} are the well known $d^2/dk_\beta dk_\gamma$ wave functions [7, 8, 38]; whereas in Eq. (17), $|u_{m\mathbf{k}}^{B_\delta}\rangle$ is the wave function response to a uniform orbital magnetic field, B_δ , as defined in Refs. [9, 40].

For finite systems, the above theory nicely recovers the established formulas that are used in quantum chemistry calculations (more details can be found in Sec. VI of Ref. [36]). Our formulation, however, presents many crucial advantages. First, Eq. (9) has been derived within a DFPT framework, and hence avoids the cumbersome summations over unoccupied states that are required by other methods. Second, all contributions to Eq. (11) are individually independent of the choice of the origin, and equally valid for both molecules and extended crystals; this implies that our formulas are free of cancellation errors due to incomplete basis sets. Third, all the aforementioned terms are independent of the choice of the wave function gauge by construction, as they are all expressed as parametric derivatives (with respect to \mathbf{q}) of multiband gauge-invariant quantities. Fourth, the treatment of the current-density response in presence of non-local pseudopotentials complies with the prescriptions of Ref. [28]. Finally, and most importantly, SCF terms naturally appear in our formalism, both directly in E_{elst} and \mathcal{Y} (both terms vanish if local fields are neglected), and indirectly in the other terms via the first-order wave functions $|u_{m\mathbf{k}}^{\mathcal{E}_\alpha}\rangle$ (see Sec. V. of Ref. [36]).

A natural question to ask at this point is whether Eq. (11) is unique, or whether there other combinations of the same ingredients that yield the same result. Two inequivalent definitions of $E_{\mathbf{k},\gamma}^{\mathcal{E}_\alpha^* \mathcal{E}_\beta}$ can, at most, differ by a vanishing Brillouin-zone integral; so the question boils down to asking whether we can combine the individual pieces in Eq. (11) in such a way that the result is the total \mathbf{k} -derivative of some function $f(\mathbf{k})$. An obvious choice for $f(\mathbf{k})$ consists in identifying it with the \mathbf{k} -derivative of the

macroscopic dielectric tensor. Indeed, by applying the “ $2n+1$ ” theorem to the stationary expression [35, 41, 42] for $E_{\mathbf{k},\mathbf{q}=0}^{\mathcal{E}_\alpha^* \mathcal{E}_\beta}$, we find

$$\begin{aligned} \frac{\partial E_{\mathbf{k},\mathbf{q}}^{\mathcal{E}_\alpha^* \mathcal{E}_\beta}}{\partial k_\gamma} \Big|_{\mathbf{q}=0} &= \mathcal{X}_{\mathbf{k}}^{\mathcal{E}_\alpha \mathcal{E}_\beta k_\gamma} + \mathcal{X}_{\mathbf{k}}^{k_\gamma \mathcal{E}_\alpha \mathcal{E}_\beta} + \mathcal{X}_{\mathbf{k}}^{\mathcal{E}_\alpha k_\gamma \mathcal{E}_\beta} \\ &+ \mathcal{Y}_{\mathbf{k}}^{\mathcal{E}_\alpha \mathcal{E}_\beta k_\gamma} + \mathcal{Y}_{\mathbf{k}}^{\mathcal{E}_\alpha k_\gamma \mathcal{E}_\beta} + \mathcal{Y}_{\mathbf{k}}^{k_\gamma \mathcal{E}_\alpha \mathcal{E}_\beta} \\ &+ 2\mathcal{S}_{\mathbf{k}}^{\alpha,\beta\gamma} + 2\left(\mathcal{S}_{\mathbf{k}}^{\beta,\alpha\gamma}\right)^*. \end{aligned} \quad (18)$$

Then, by subtracting the latter expression from Eq. (11), we obtain another equally valid formula for the NOA,

$$\begin{aligned} \left[E_{\mathbf{k},\gamma}^{\mathcal{E}_\alpha \mathcal{E}_\beta} \right]' &= - \left(\mathcal{X}_{\mathbf{k}}^{\mathcal{E}_\alpha \mathcal{E}_\beta k_\gamma} + \mathcal{X}_{\mathbf{k}}^{k_\gamma \mathcal{E}_\alpha \mathcal{E}_\beta} + \mathcal{Y}_{\mathbf{k}}^{\mathcal{E}_\alpha k_\gamma \mathcal{E}_\beta} \right) \\ &- \mathcal{W}_{\mathbf{k}}^{\alpha,\gamma\beta} - \left(\mathcal{W}_{\mathbf{k}}^{\beta,\gamma\alpha} \right)^*. \end{aligned} \quad (19)$$

Numerical tests confirm the consistency of Eq. (11) and (19) to a very high degree of accuracy. We therefore conclude that Eq. (9) is not unique; on the contrary, there are infinite possible definition of the gyrotropy tensor, differing from our Eq. (9) by a dimensionless constant times Eq. (18).

This arbitrariness can be regarded a direct consequence of the *electromagnetic* (EM) gauge freedom. Indeed, the last lines in both Eq. (11) and Eq. (19) have the physical meaning of Berry curvatures in the parameter space spanned by a uniform magnetic field (\mathbf{B}) and an electric field. Such curvatures are, as we said, insensitive to the choice of the coordinate origin and the wave function gauge. This result was achieved by expressing the \mathbf{B} -field response function in a cell-periodic form, consistent with the density-operator theory of Essin et al. [9]. Notwithstanding these undeniable advantages, the aforementioned Berry curvatures retain an inherent dependence on the EM-gauge [43]. More specifically, the symbol $\mathcal{W}^{\alpha,\beta\gamma}$ is expressed in a Landau gauge where the β component of the \mathbf{A} -field increases linearly along γ ; so when going from Eq. (11) to Eq. (19) we have essentially switched between two Landau gauges in the last term, and collected the leftovers in the form of \mathcal{X} and \mathcal{Y} . (It is, of course, possible to define a third variant of Eq. (11), where the contribution of \mathcal{S} cancels out, at the expense of having a slightly longer list of \mathcal{X} - and \mathcal{Y} -symbols.) Ideally, one would like to exploit this freedom to obtain a physically intuitive separation between well-defined (and possibly individually measurable) physical effects; whether such a choice exists is an interesting open question, which we shall defer to a later work.

Our first principles calculations are performed with the open-source ABINIT [33, 34] package. (Details of the computational parameters are provided in Sec. I of Ref. [36].) Overall, our approach displays a remarkably fast convergence with respect to the main computational parameters (plane-wave energy cutoff and number of \mathbf{k} points,

TABLE I. Calculated independent components of the gyration tensor (in bohr) and the optical rotatory power $\bar{\rho}$ defined in Eq. (6) (in deg/[mm (eV)²] units). Values in brackets are computed neglecting the SCF terms.

	g_{11}	g_{33}	$\bar{\rho}$
Se	-1.307 (-1.547)	-1.913 (-0.458)	-74.5 (-17.8)
α -HgS	0.775 (0.554)	-1.861 (-1.274)	-72.5 (-49.6)
α -SiO ₂	-0.071 (-0.001)	0.125 (0.019)	4.9 (0.7)

see Ref. [36], Sec. III). In Table I we show the converged numerical values for the independent components of the gyration tensor and the optical rotatory power in our test set of trigonal crystals: trigonal Se, α -HgS and α -SiO₂ (numerical values in brackets are obtained neglecting SCF terms). Our results are in fairly good agreement with literature values, even if a scissor operator was applied in Ref. [27] to correct the LDA band gap. (Trigonal Se is an interesting exception, in that Ref. [27] reports an opposite sign to ours for the non-SCF value of the g_{33} component; although the reason for this discrepancy is unclear, we remain confident in the accuracy of our results, as other values nicely agree with ours in both magnitude and sign.) Overall, our results confirm the crucial importance of local-field SCF contributions, consistent with the conclusions of Ref. [27].

Given the large impact of SCF fields on the results, we decided to repeat our calculations within the PBE [6] parametrization of the GGA. The corresponding values are reported in Table II. (Further details can be found in Ref. [36], Sec. II.) Interestingly, for a given crystal structure the choice between LDA and GGA seems to have a relatively small influence on the calculated coefficients, except for the g_{33} component of Se where such deviation reaches $\sim 50\%$. Conversely, the structural parameters do appear to have a significant impact on the final result. To account for this fact, we have tested various models for the crystal structure, either using the experimental (exp)

TABLE II. Comparison between LDA and GGA for the independent components of the gyration tensor for Se, α -HgS and α -SiO₂, for different structures. In the Structure column, “exp” refers to the experimental structure, while Se (LDA) means that the structure was relaxed with LDA, for example.

Structure	g_{11} (bohr)		g_{33} (bohr)	
	LDA	GGA	LDA	GGA
Se(exp)	-1.306	-1.301	-1.910	-1.329
Se(GGA)	-1.408	-1.431	-1.802	-1.216
α -HgS (LDA)	0.775	0.663	-1.861	-1.645
α -HgS (GGA)	-0.716	-0.692	-0.065	-0.065
α -SiO ₂ (LDA)	-0.071	-0.071	0.125	0.125
α -SiO ₂ (GGA)	-0.085	-0.085	0.168	0.167

TABLE III. Calculated independent components of the gyration tensor times the volume of the simulation cell (Ω) for C₄H₄O₂. Values are given in Hartree atomic units.

	Ωg_{11}	Ωg_{22}	Ωg_{33}	$\frac{\Omega}{2}(g_{12} + g_{21})$	β
With SCF	-69.69	-68.12	-33.98	-267.32	-2.28
Without SCF	-72.52	-56.18	144.90	-629.35	0.21

one, or relaxed to mechanical equilibrium (either within LDA or GGA). Our analysis shows that the fundamental gap depends on the volume of the unit cell, and such a dependence has a strong impact on the calculated \mathbf{g} -tensor components. For example, in the LDA equilibrium structure of Se the electronic band gap is so small that we were unable to converge g_{11} and g_{33} to meaningful values. While GGA displays the usual overcorrection of the equilibrium volume, it yields results that are in much closer agreement with the experiment. It is also interesting to note that the NOA, unlike other linear-response properties (e.g. the dielectric tensor), has a nontrivial dependence on the structure (and hence on the amplitude of the gap). The final result originates from the mutual cancellation of several terms, not all of which are expected to diverge in the metallic limit. This means that some components of \mathbf{g} may change rather dramatically with structure, while others remain essentially unaltered (see Sec. II of Ref. [36] for more details).

We now focus on the isolated molecule C₄H₄O₂. Table III shows our computed gyration tensor (multiplied by the volume of the simulation cell Ω), with and without SCF terms; as in crystals, the latter have a huge impact on some components. We also report the optical rotatory parameter β , which in molecular systems relates to the rotatory power $\alpha(\omega)$ via [45, 46]

$$\alpha(\omega) = \frac{N_A \omega^2}{M c^2} \beta, \quad \beta = \frac{\Omega}{4\pi} \frac{1}{2} \sum_a \frac{1}{3} g_{aa}. \quad (20)$$

Here N_A is the Avogadro number and M is the molar mass of the molecule. Our computed value of β almost exactly matches the value of $\beta = -2.29$ that was reported in Ref. [47]. Although such a level of agreement gives us confidence in the correctness of our implementation, it may be to some extent coincidental, given the differences in our respective approximations and computational schemes.

In summary, we have presented a formulation of optical dispersion within the framework of density-functional perturbation theory. Our methodology brings the first-principles calculation of the gyration tensor to the same level of accuracy and computational ease as standard linear-response properties, e.g., the dielectric tensor. We have also discussed some formal aspects of the theory, e.g., the non-uniqueness of Eq. (9), which we relate to the gauge freedom of electromagnetism. As an

outlook, a natural step forward consists in generalizing our method to finite frequencies, and to magnetic materials with broken time-reversal symmetry; progress along these lines will be presented in a forthcoming publication.

We acknowledge support from Ministerio de Ciencia e Innovación (MICINN-Spain) through Grant No. PID2019-108573GB-C22; from Severo Ochoa FUNFUTURE center of excellence (CEX2019-000917-S); from Generalitat de Catalunya (Grant No. 2021 SGR 01519); and from the European Research Council (ERC) under the European Union's Horizon 2020 research and innovation program (Grant Agreement No. 724529).

-
- [1] L. D. Landau and E. M. Lifshitz, *Electrodynamics of continuous media, Landau and Lifshitz course of theoretical physics, vol. 8* (Pergamon Press, 1984).
- [2] E. U. Condon, *Rev. Mod. Phys.* **9**, 432 (1937).
- [3] S. F. Mason and S. F. Mason, *Molecular optical activity and the chiral discriminations* (Cambridge University Press, 1982).
- [4] D. B. Melrose and R. C. McPhedran, *Electromagnetic processes in dispersive media* (Cambridge University Press, 1991).
- [5] P. S. Halasyamani and K. R. Poeppelmeier, *Chem. Mater.* **10**, 2753 (1998).
- [6] P. J. Stephens, F. J. Devlin, J. R. Cheeseman, and M. J. Frisch, *J. Phys. Chem. A* **105**, 5356 (2001).
- [7] J. Autschbach, T. Ziegler, S. J. A. van Gisbergen, and E. J. Baerends, *J. Chem. Phys.* **116**, 6930 (2002).
- [8] J. Autschbach, S. Patchkovskii, T. Ziegler, S. J. A. van Gisbergen, and E. Jan Baerends, *J. Chem. Phys.* **117**, 581 (2002).
- [9] P. L. Polavarapu, *Mol. Phys.* **91**, 551 (1997).
- [10] B. C. Mort and J. Autschbach, *J. Phys. Chem. A* **109**, 8617 (2005).
- [11] J. Jerphagnon and D. S. Chemla, *J. Chem. Phys.* **65**, 1522 (1976).
- [12] S. Ades and C. H. Champness, *J. Opt. Soc. Am.* **65**, 217 (1975).
- [13] K. Stadnicka, A. Glazer, and J. Moxon, *J. Appl. Cryst.* **18**, 237 (1985).
- [14] S. Fukuda, T. Shiosaki, and A. Kawabata, *Phys. Status Solidi B* **68**, K107.
- [15] K. C. Nomura, *Phys. Rev. Lett.* **5**, 500 (1960).
- [16] G. W. Day, *Appl. Phys. Lett.* **18**, 347 (1971).
- [17] V. Devarajan and A. M. Glazer, *Acta Crystallogr. A* **42**, 560 (1986).
- [18] L. D. Barron, *Molecular light scattering and optical activity* (Cambridge University Press, 2009).
- [19] H. Zhong, Z. H. Levine, D. C. Allan, and J. W. Wilkins, *Phys. Rev. B* **48**, 1384 (1993).
- [20] H. Zhong, Z. H. Levine, D. C. Allan, and J. W. Wilkins, *Phys. Rev. Lett.* **69**, 379 (1992).
- [21] M. C. Tam, N. J. Russ, and T. D. Crawford, *J. Chem. Phys.* **121**, 3550 (2004).
- [22] P. Norman, K. Ruud, and T. Helgaker, *J. Chem. Phys.* **120**, 5027 (2004).
- [10] A. Malashevich and I. Souza, *Phys. Rev. B* **82**, 245118 (2010).
- [24] Ó. Pozo and I. Souza, arXiv preprint arXiv:2211.10183 (2022).
- [25] X. Wang and Y. Yan, *Phys. Rev. B* **107**, 045201 (2023).
- [26] S. S. Tsirkin, P. A. Puente, and I. Souza, *Phys. Rev. B* **97**, 035158 (2018).
- [27] L. Jönsson, Z. H. Levine, and J. W. Wilkins, *Phys. Rev. Lett.* **76**, 1372 (1996).
- [28] C. E. Dreyer, M. Stengel, and D. Vanderbilt, *Phys. Rev. B* **98**, 075153 (2018).
- [29] S. Prosdandeev, A. Malashevich, Z. Gui, L. Louis, R. Walter, I. Souza, and L. Bellaïche, *Phys. Rev. B* **87**, 195111 (2013).
- [30] I. I. Naumov, L. Bellaïche, and H. Fu, *Nature* **432**, 737 (2004).
- [7] M. Royo and M. Stengel, *Phys. Rev. X* **9**, 021050 (2019).
- [32] A. H. Romero, D. C. Allan, B. Amadon, G. Antonius, T. Applencourt, L. Baguet, J. Bieder, F. Bottin, J. Bouchet, E. Bousquet, *et al.*, *J. Chem. Phys.* **152**, 124102 (2020).
- [33] X. Gonze, B. Amadon, G. Antonius, F. Arnardi, L. Baguet, J.-M. Beuken, J. Bieder, F. Bottin, J. Bouchet, E. Bousquet, *et al.*, *Comput. Phys. Commun.* **248**, 107042 (2020).
- [34] X. Gonze, B. Amadon, P.-M. Anglade, J.-M. Beuken, F. Bottin, P. Boulanger, F. Bruneval, D. Caliste, R. Caracas, M. Côté, *et al.*, *Comput. Phys. Commun.* **180**, 2582 (2009).
- [35] X. Gonze and C. Lee, *Phys. Rev. B* **55**, 10355 (1997).
- [36] See Supplemental Material at <http://link> for more information about theoretical derivations, computational details and results.
- [8] A. Zabalo, C. E. Dreyer, and M. Stengel, *Phys. Rev. B* **105**, 094305 (2022).
- [38] K. Miwa, *Phys. Rev. B* **84**, 094304 (2011).
- [9] A. M. Essin, A. M. Turner, J. E. Moore, and D. Vanderbilt, *Phys. Rev. B* **81**, 205104 (2010).
- [40] X. Gonze and J. W. Zwanziger, *Phys. Rev. B* **84**, 064445 (2011).
- [41] X. Gonze, *Phys. Rev. A* **52**, 1096 (1995).
- [42] X. Gonze, *Phys. Rev. A* **52**, 1086 (1995).
- [43] R. Resta, *J. Chem. Phys.* **158**, 024105 (2023).
- [6] J. P. Perdew, K. Burke, and M. Ernzerhof, *Phys. Rev. Lett.* **77**, 3865 (1996).
- [45] *Chem. Phys. Lett.* **339**, 380 (2001).
- [46] J. Autschbach, S. Patchkovskii, T. Ziegler, S. J. A. van Gisbergen, and E. Jan Baerends, *J. Chem. Phys.* **117**, 581 (2002).
- [47] S. Pelloni and P. Lazzeretti, *J. Chem. Phys.* **140**, 074105 (2014).

**SUPPLEMENTARY NOTES FOR “NATURAL OPTICAL ACTIVITY FROM DENSITY-FUNCTIONAL
PERTURBATION THEORY”**

Asier Zabalo¹ and Massimiliano Stengel^{1,2}

¹*Institut de Ciència de Materials de Barcelona (ICMAB-CSIC), Campus UAB, 08193 Bellaterra, Spain*

²*ICREA-Institució Catalana de Recerca i Estudis Avançats, 08010 Barcelona, Spain*

I. COMPUTATIONAL DETAILS

Our numerical results of the main text are obtained using the DFT and DFPT implementations of the ABINIT package with the Perdew-Wang [1] parametrization of the LDA. We use norm-conserving pseudopotentials from the Pseudo Dojo [2] website and we regenerate them without exchange-correlation nonlinear core corrections using the ONCVSP [3] software. Spin-orbit coupling (SOC) is neglected in our first-principles calculations. All the materials studied in this work, trigonal Se and α -HgS and α -SiO₂, belong to the point group 32, but they may crystalize in two enantiomorphic structures with space groups $P3_121$ and $P3_221$. These structures with opposite handedness have the same rotatory power in magnitude, but with opposite sign. In this work, we shall consider the $P3_121$ space group structure for the three crystals under study. The crystal structure is either set to the experimental one (Ref. [4] for Se), or relaxed to mechanical equilibrium until the forces are smaller than 10^{-6} Ha/bohr. We use a plane-wave cutoff of 50 Ha for Se and α -SiO₂ and 40 Ha for α -HgS. We find that the results are remarkably sensitive to this choice, and on the exchange-correlation functional that is used in the structural relaxation; details are provided in the next Section.

Regarding C₄H₄O₂, a box with sides of $a = 35$ bohr ($\Omega = a^3$) is used in order to simulate an isolated molecule, with a plane-wave energy cutoff of 50 Ha. The non-relaxed coordinates are taken from Ref. [5].

TABLE S1. Cartesian coordinates (in bohr) of the C₄H₄O₂ molecule, from Ref. [5].

C ₄ H ₄ O ₂	x	y	z
O ₁	0.643397	1.236357	-2.077495
O ₂	-0.643397	-1.236357	-2.077495
C ₁	-0.120062	1.373532	2.331775
C ₂	0.120062	2.555671	0.116615
C ₃	0.120062	-1.373532	2.331775
C ₄	-0.120062	-2.555671	0.116615
H ₁	0.117087	4.574339	-0.221634
H ₂	-0.496036	2.427108	4.040414
H ₃	-0.117087	-4.574339	-0.221634
H ₄	0.496036	-2.427108	4.040414

**II. EFFECT OF THE STRUCTURAL PARAMETERS AND EXCHANGE AND CORRELATION
FUNCTIONALS (LDA vs GGA)**

The aim of this section is to examine how the exchange and correlation functional affects the structural characteristics of the solids being analyzed. We shall see how going from LDA to GGA changes the structural parameters and the electronic band structure of Se, α -HgS and α -SiO₂ and see how this affects the dielectric tensor, and hence, the natural optical activity. Table shows the structural parameters for different cases. As expected, GGA gives a larger unit cell when the forces are relaxed and, in general, a larger electronic band gap (the only exception here is α -SiO₂). Fig. S1, S2 and S3 show the electronic band structure of Se, α -HgS and α -SiO₂, respectively. For Se, we study four cases: the non-relaxed structure and the relaxed structure, both with LDA and GGA. When the structure is relaxed with LDA, the band gap drastically decreases and, in fact, it becomes so small (around 0.2 eV) that even

TABLE S2. Structural parameters and electronic band gap of Se, α -HgS and α -SiO₂, with LDA and GGA. In the Structure column, “exp” refers to the experimental structure, while Se (LDA) means that the structure was relaxed with LDA, for example. The Functional column specifies the exchange and correlation functional used for computing the electronic band structure.

Structure	Functional	a (bohr)	c (bohr)	Ω (bohr ³)	band gap (eV)
Se (exp)	LDA	8.201	9.354	544.894	0.850
Se (exp)	GGA	8.201	9.354	544.894	0.948
Se (LDA)	LDA	7.431	9.695	463.605	0.225
Se (GGA)	GGA	8.463	9.564	593.187	0.961
α -HgS (LDA)	LDA	7.629	17.530	883.498	0.995
α -HgS (GGA)	GGA	8.434	18.430	1135.414	1.829
α -SiO ₂ (LDA)	LDA	9.174	10.110	736.974	5.987
α -SiO ₂ (GGA)	GGA	9.489	10.411	811.792	5.768

standard DFPT calculations, e.g. the quadrupoles, fail to converge. In general, we observe that the larger the band gap, the faster the convergence is, which might explain the slightly faster convergence of the natural optical activity with GGA, in contrast to LDA, that is shown in Sec. III. The most intriguing discovery arises when examining the impact of structural parameters on the dielectric tensor, as shown in Table S3. Surprisingly, the choice of the exchange and correlation functional has minimal effect on the independent components of the dielectric tensor. However, the structural parameters play a significant role here, particularly evident in the case of α -HgS. Although the effect is less dramatic for Se and α -SiO₂, it becomes more pronounced when calculating the natural optical activity tensor, which is just the first-order derivative of the dielectric tensor with respect to \mathbf{q} (see Table II of main text). To gain further insight into the effect of the structural parameters, in Table S4 we show the individual contributions to the NOA tensor for different structures. In general, the effect of the structure is clearly noticeable in the individual terms, which can be easily appreciated for α -HgS. However, even if the individual contributions differ to a large degree (see the \mathcal{Y} and \mathcal{W} terms in Se), an accidental cancellation of several terms can lead to a similar final result for the NOA tensor components.

TABLE S3. Comparison between LDA and GGA for the independent components of the dielectric permittivity tensor for Se, α -HgS and α -SiO₂, for different structures, in Hartree atomic units. In the Structure column, “exp” refers to the experimental structure, while Se (LDA) means that the structure was relaxed with LDA, for example.

Structure	ϵ_{11}		ϵ_{33}	
	LDA	GGA	LDA	GGA
Se (exp)	9.05817	8.44465	14.66883	13.89905
Se (GGA)	9.19622	8.53039	14.77391	13.92631
α -HgS (LDA)	10.07620	9.40749	12.10559	11.23652
α -HgS (GGA)	5.89176	5.56827	8.21707	7.72728
α -SiO ₂ (LDA)	2.48932	2.45577	2.52075	2.48670
α -SiO ₂ (GGA)	2.42803	2.39744	2.45630	2.42505

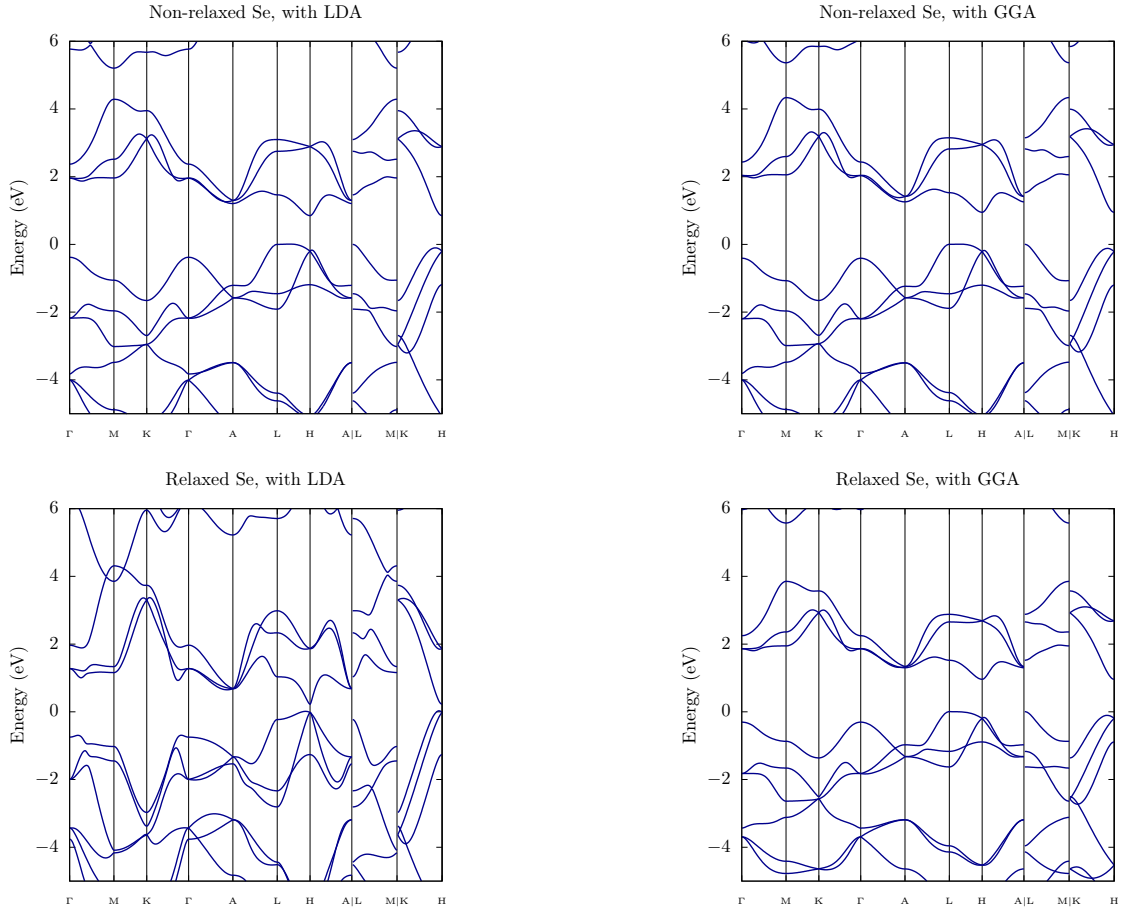


FIG. S1. Band structure of trigonal Se, computed with LDA and GGA.

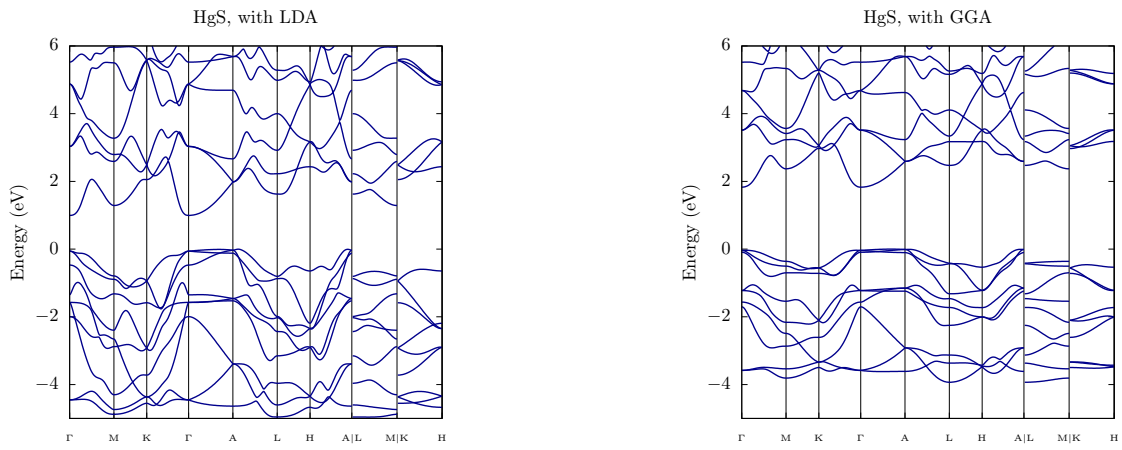


FIG. S2. Band structure of α -HgS, computed with LDA and GGA.

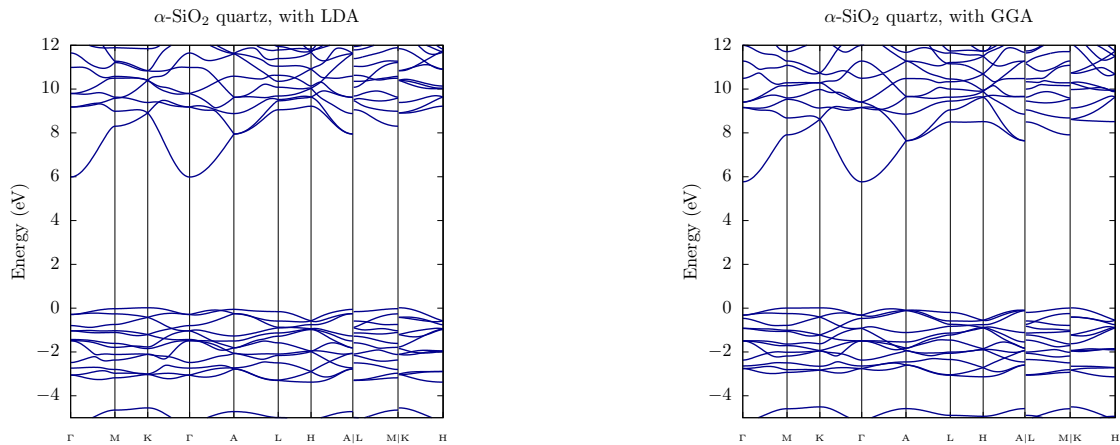


FIG. S3. Band structure of α -SiO₂, computed with LDA and GGA.

TABLE S4. Contribution to the g_{33} tensor component (in bohr) from different terms of Eq. (10) and Eq. (11) of the main text. We are showing the results obtained with the LDA exchange and correlation functional for the computation of the NOA, in all cases.

Structure	E_{elst}	\mathcal{X}	\mathcal{Y}	\mathcal{W}	g_{33}
Se (exp)	-0.164	-0.836	-1.884	0.973	-1.910
Se (GGA)	-0.169	-0.729	-2.482	1.578	-1.802
α -HgS (LDA)	-0.095	-1.106	-0.801	0.149	-1.861
α -HgS (GGA)	-0.204	-0.054	-0.479	0.672	-0.065
α -SiO ₂ (LDA)	0.010	0.020	0.099	-0.005	0.125
α -SiO ₂ (GGA)	0.016	0.029	0.118	0.006	0.168

III. CONVERGENCE STUDY OF THE NATURAL OPTICAL ACTIVITY TENSOR

As a further step for the validation of our method, we plot the independent components of the gyration tensor, g_{11} and g_{33} , for trigonal Se, α -HgS and α -SiO₂. Fig. S4, S5 and S6 show the obtained numerical results as a function of the plane-wave cutoff energy and the \mathbf{k} points mesh resolution. For comparison purposes, we also compute the natural optical activity with the PBE [6] parametrization of the GGA. (For trigonal Se, the experimental structure is used both for LDA and GGA; whereas for α -HgS and α -SiO₂, the structure is relaxed until the forces are smaller than 10^{-6} Ha/bohr, either with LDA or GGA.)

Trigonal Se

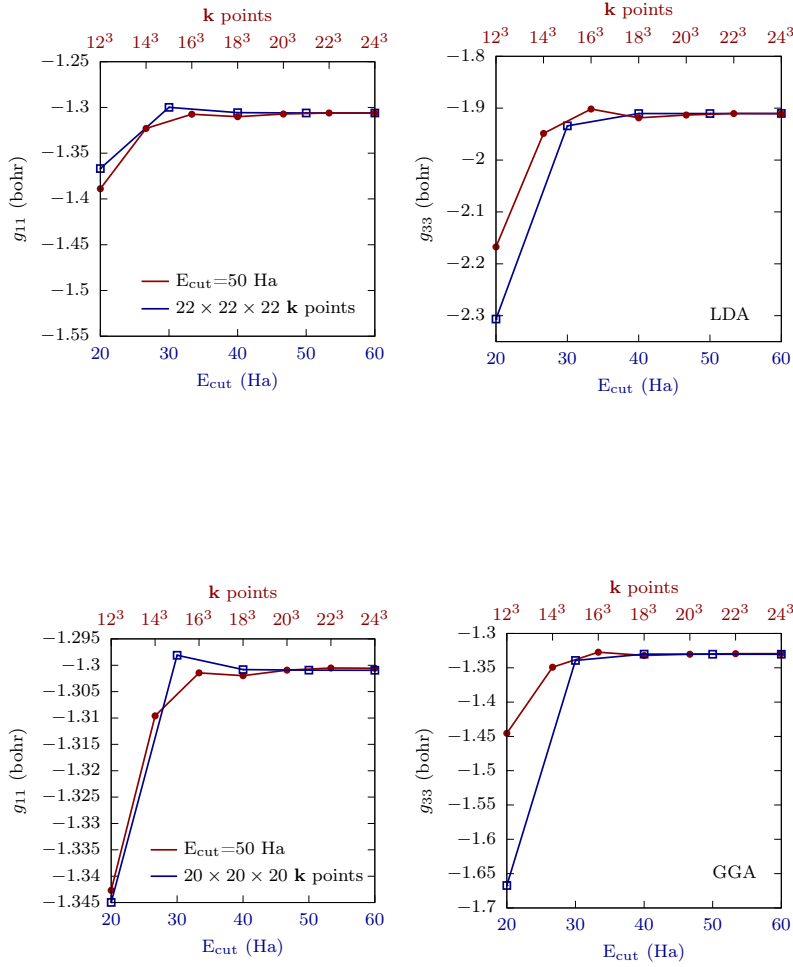


FIG. S4. Convergence of the independent components of the gyration tensor, g_{11} and g_{33} , of non-relaxed trigonal Se, with respect to the plane-wave cutoff and the density of the \mathbf{k} -point mesh. The top panel shows the obtained results with LDA, whereas the bottom panel shows the results obtained with GGA.

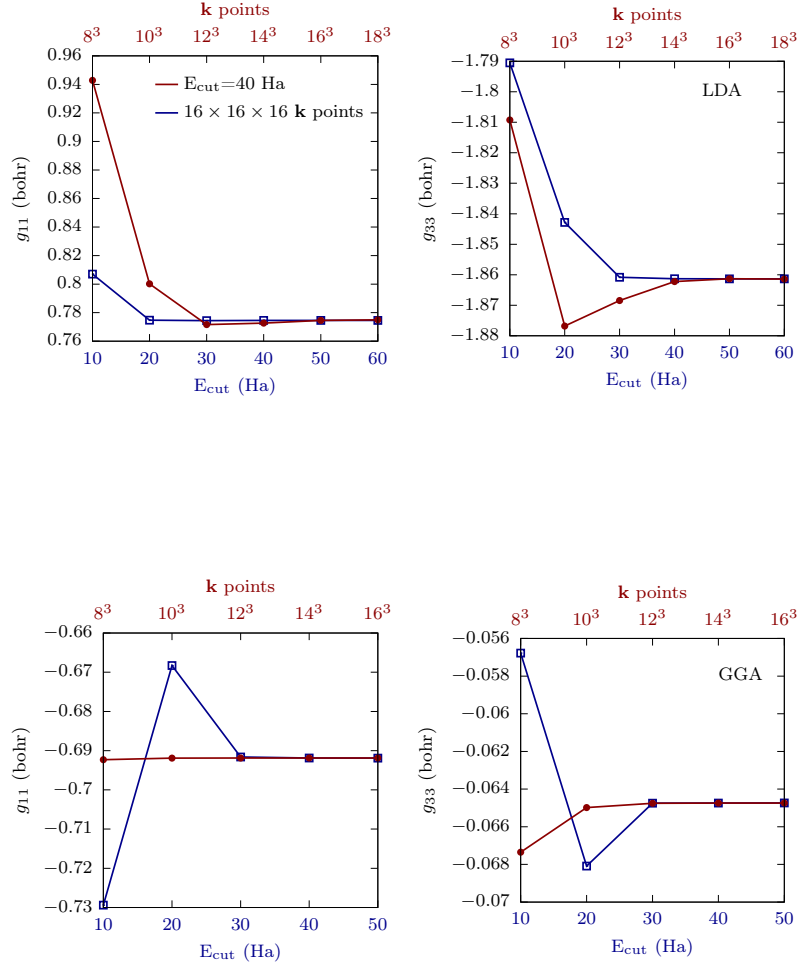
α -HgS

FIG. S5. Convergence of the independent components of the gyration tensor, g_{11} and g_{33} , of α -HgS, with respect to the plane-wave cutoff and the density of the \mathbf{k} -point mesh. The top panel shows the obtained results with LDA, whereas the bottom panel shows the results obtained with GGA.

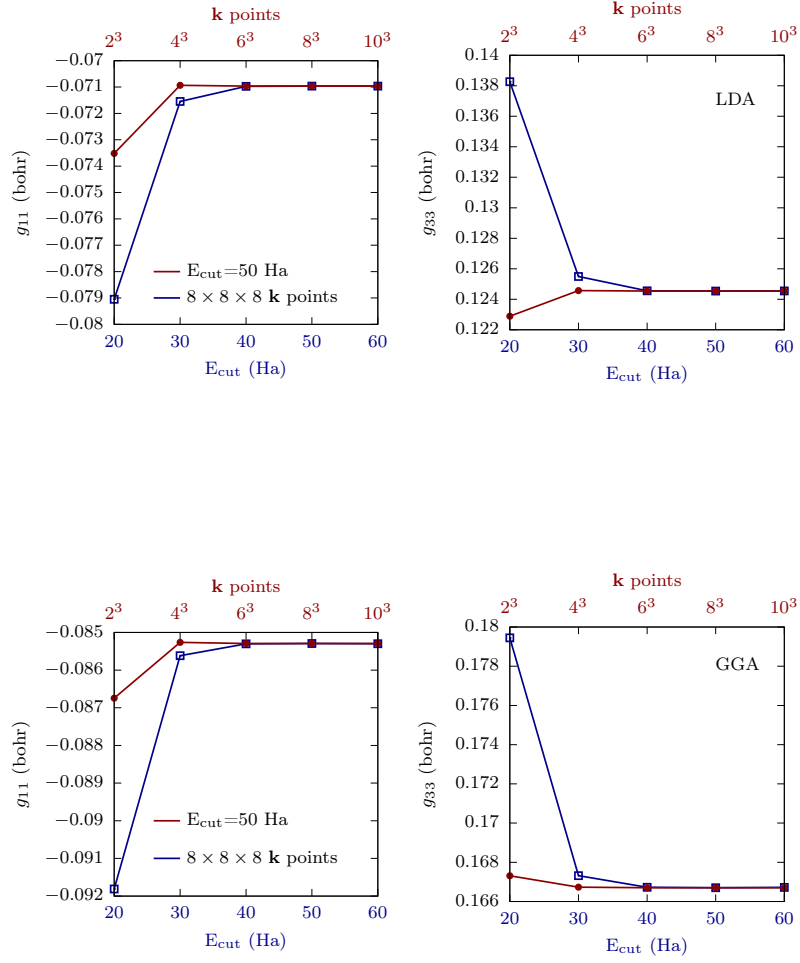
α -SiO₂

FIG. S6. Convergence of the independent components of the gyration tensor, g_{11} and g_{33} , of α -SiO₂, with respect to the plane-wave cutoff and the density of the k -point mesh. The top panel shows the obtained results with LDA, whereas the bottom panel shows the results obtained with GGA.

IV. RESPONSE TO A LONG-WAVELENGTH MAGNETIC VECTOR POTENTIAL FIELD

The wave-function response to a long-wavelength magnetic vector potential field is given by the following Sternheimer equation [7, 8]

$$(\hat{H}_{\mathbf{k}}^{(0)} + a\hat{P}_{\mathbf{k}} - \epsilon_{\mathbf{k}}^{(0)}) |u_{m\mathbf{k},\gamma}^{A\beta}\rangle = -\hat{Q}_{\mathbf{k}}\hat{O}_{\mathbf{k}}^{\alpha\gamma} |u_{m\mathbf{k}}^{(0)}\rangle, \quad (21)$$

where $\hat{H}_{\mathbf{k}}^{(0)}$ is the ground state Hamiltonian, $\epsilon_{m\mathbf{k}}^{(0)}$ is an unperturbed energy eigenvalue and $\hat{Q}_{\mathbf{k}} = 1 - \hat{P}_{\mathbf{k}}$ is the conduction-band projector with $\hat{P}_{\mathbf{k}} = \sum_n |u_{n\mathbf{k}}^{(0)}\rangle \langle u_{n\mathbf{k}}^{(0)}|$. In Eq. (21), a is a parameter with the dimension of energy that ensures stability [7]. The perturbing operator $\hat{O}_{\mathbf{k}}^{\alpha\gamma}$ is given by

$$\hat{O}_{\mathbf{k}}^{\alpha\gamma} = \partial_{\gamma}\hat{H}_{\mathbf{k}}^{(0)}\partial_{\alpha}\hat{P}_{\mathbf{k}} - \partial_{\gamma}\hat{P}_{\mathbf{k}}\partial_{\alpha}\hat{H}_{\mathbf{k}}^{(0)} + \frac{1}{2}\partial_{\alpha\gamma}^2\hat{H}_{\mathbf{k}}^{(0)}, \quad (22)$$

where $\partial_{\gamma\alpha}^2 \equiv \partial^2/\partial k_{\alpha}\partial k_{\gamma}$ is a second derivative in \mathbf{k} space. (Notice that Eq. (22) gives the correct response to a long-wavelength magnetic vector potential field. There is a typo in Ref. [8], which makes Eq. (22) differ from the expression given in Ref. [8] by a half factor.)

The perturbing operator $\hat{O}_{\mathbf{k}}^{\beta\gamma}$ can be expressed as a sum of a symmetric $\hat{O}_{\mathbf{k}}^{S,\beta\gamma}$ and an antisymmetric $\hat{O}_{\mathbf{k}}^{A,\beta\gamma}$ part with respect to $\beta \leftrightarrow \gamma$ exchange, in a way that the symmetric part recovers the usual $d^2/dkdk$ wave functions, $|\partial_{\beta\gamma}^2 u_{m\mathbf{k}}^{(0)}\rangle$, and the antisymmetric part recovers the wave function response to a uniform orbital \mathbf{B} field, $|u_{m\mathbf{k}}^{B\delta}\rangle$, such that

$$\hat{O}_{\mathbf{k}}^{\beta\gamma} = \frac{1}{2}(\hat{O}_{\mathbf{k}}^{S,\beta\gamma} + \hat{O}_{\mathbf{k}}^{A,\beta\gamma}), \quad (23)$$

where $\hat{O}_{\mathbf{k}}^{S,\beta\gamma}$ is the perturbing operator that enters the Sternheimer equation for the $|\partial_{\beta\gamma}^2 u_{m\mathbf{k}}^{(0)}\rangle$ wave functions,

$$\hat{O}_{\mathbf{k}}^{S,\beta\gamma} = \partial_{\gamma}\hat{H}_{\mathbf{k}}^{(0)}\partial_{\beta}\hat{P}_{\mathbf{k}} + \partial_{\beta}\hat{H}_{\mathbf{k}}^{(0)}\partial_{\gamma}\hat{P}_{\mathbf{k}} - \partial_{\gamma}\hat{P}_{\mathbf{k}}\partial_{\beta}\hat{H}_{\mathbf{k}}^{(0)} - \partial_{\beta}\hat{P}_{\mathbf{k}}\partial_{\gamma}\hat{H}_{\mathbf{k}}^{(0)} + \partial_{\beta\gamma}^2\hat{H}_{\mathbf{k}}^{(0)}, \quad (24)$$

and $\hat{O}_{\mathbf{k}}^{A,\beta\gamma}$ is intimately related to the perturbing operator that enters the Sternheimer equation for the wave function response to a uniform orbital magnetic field, $\hat{O}_{\mathbf{k}}^{B\delta}$, as defined by Essin *et al.* [9],

$$\hat{O}_{\mathbf{k}}^{B\delta} = \frac{i}{2}\epsilon_{\delta\beta\gamma}\hat{O}_{\mathbf{k}}^{A,\beta\gamma}, \quad (25)$$

where

$$\hat{O}_{\mathbf{k}}^{A,\beta\gamma} = \partial_{\gamma}\hat{H}_{\mathbf{k}}^{(0)}\partial_{\beta}\hat{P}_{\mathbf{k}} - \partial_{\beta}\hat{H}_{\mathbf{k}}^{(0)}\partial_{\gamma}\hat{P}_{\mathbf{k}} - \partial_{\gamma}\hat{P}_{\mathbf{k}}\partial_{\beta}\hat{H}_{\mathbf{k}}^{(0)} + \partial_{\beta}\hat{P}_{\mathbf{k}}\partial_{\gamma}\hat{H}_{\mathbf{k}}^{(0)}. \quad (26)$$

Using the above relations one can readily verify that Eq. (15), (16) and (17) of the main text are nicely fulfilled.

V. NATURAL OPTICAL ACTIVITY WITHOUT SCF TERMS

We shall use tilded symbols to indicate that SCF terms are excluded. Without self-consistency, the natural optical activity tensor reads as

$$\tilde{\eta}_{\alpha\beta\gamma} = -\frac{4\pi}{\Omega}\text{Im}\tilde{E}_{\gamma}^{\mathcal{E}_{\alpha}^*}\mathcal{E}_{\beta}, \quad (27)$$

where

$$\tilde{E}_{\gamma}^{\mathcal{E}_{\alpha}^*}\mathcal{E}_{\beta} = 2s \int_{\text{BZ}} [d^3k] \tilde{E}_{\mathbf{k},\gamma}^{\mathcal{E}_{\alpha}^*}\mathcal{E}_{\beta}. \quad (28)$$

The wave function term is given by

$$\begin{aligned} \tilde{E}_{\mathbf{k},\gamma}^{\mathcal{E}_{\alpha}^*}\mathcal{E}_{\beta} &= \tilde{\chi}_{\mathbf{k}}^{\mathcal{E}_{\alpha}k_{\gamma}\mathcal{E}_{\beta}} + \tilde{\mathcal{W}}_{\mathbf{k}}^{\alpha,\beta\gamma} + [\tilde{\mathcal{W}}_{\mathbf{k}}^{\beta,\alpha\gamma}]^* \\ &= \sum_m \left(\langle \tilde{u}_{m\mathbf{k}}^{\mathcal{E}_{\alpha}} | \hat{H}_{\mathbf{k}}^{k_{\gamma}} | \tilde{u}_{m\mathbf{k}}^{\mathcal{E}_{\beta}} \rangle + \langle \tilde{u}_{m\mathbf{k}}^{\mathcal{E}_{\alpha}} | iu_{m\mathbf{k},\gamma}^{A\beta} \rangle + \langle iu_{m\mathbf{k},\gamma}^{A\alpha} | \tilde{u}_{m\mathbf{k}}^{\mathcal{E}_{\beta}} \rangle \right). \end{aligned} \quad (29)$$

In general, when self-consistency is taken into account, the first-order wave functions $|u_{m\mathbf{k}}^{\mathcal{E}\alpha}\rangle$ are obtained by solving the following Sternheimer equation,

$$(\hat{H}_{\mathbf{k}}^{(0)} + a\hat{P}_{\mathbf{k}} - \epsilon_{m\mathbf{k}}^{(0)}) |u_{m\mathbf{k}}^{\mathcal{E}\alpha}\rangle = -\hat{Q}_{\mathbf{k}} \hat{\mathcal{H}}_{\mathbf{k}}^{\mathcal{E}\alpha} |u_{m\mathbf{k}}^{(0)}\rangle, \quad (30)$$

where $\hat{\mathcal{H}}_{\mathbf{k}}^{\mathcal{E}\alpha} = i\partial_{\alpha}\hat{P}_{\mathbf{k}} + \hat{V}^{\mathcal{E}\alpha}$, which includes self-consistency via the usual SCF potential $\hat{V}^{\mathcal{E}\alpha}$. The tilded first-order wave functions $|\tilde{u}_{m\mathbf{k}}^{\mathcal{E}\alpha}\rangle$ are obtained from Eq. (30), once the $\hat{V}^{\mathcal{E}\alpha}$ term is excluded,

$$(\hat{H}_{\mathbf{k}}^{(0)} + a\hat{P}_{\mathbf{k}} - \epsilon_{m\mathbf{k}}^{(0)}) |\tilde{u}_{m\mathbf{k}}^{\mathcal{E}\alpha}\rangle = -i |u_{m\mathbf{k}}^{k\alpha}\rangle. \quad (31)$$

VI. RECOVERING THE FORMULAS OF “BAND THEORY OF SPATIAL DISPERSION IN MAGNETOELECTRICS” FOR FINITE SAMPLES

This section is devoted to establish a formal link between our long-wave DFPT-based expression for the natural optical activity and the formulas obtained in Ref. [10] for finite systems. First of all, we note that our *tilded* (see Sec. V) natural optical activity tensor, $\tilde{\eta}_{\alpha\beta\gamma}$, is directly related to the \mathcal{T} -even part (where \mathcal{T} represents time-reversal symmetry) of the first \mathbf{q} gradient of the *effective conductivity tensor* computed in Ref. [10], $\sigma_{\alpha\beta\gamma}$,

$$\tilde{\eta}_{\alpha\beta\gamma} = \frac{4\pi}{\omega} \sigma_{\alpha\beta\gamma}^A(\omega) \Big|_{\omega \rightarrow 0}. \quad (32)$$

Our starting point is our Eq. (27). In full generality, one can express the first-order wave functions as follows,

$$|\tilde{u}_{m\mathbf{k}}^{\mathcal{E}\alpha}\rangle = \sum_{m,l}^{o,e} |u_{l\mathbf{k}}^{(0)}\rangle \frac{\langle u_{l\mathbf{k}}^{(0)} | \hat{H}_{\mathbf{k}}^{\mathcal{E}\alpha} | u_{m\mathbf{k}}^{(0)} \rangle}{\epsilon_{m\mathbf{k}}^{(0)} - \epsilon_{l\mathbf{k}}^{(0)}}, \quad (33)$$

where the m and l indices run over the occupied (o) and empty (e) bands, respectively. For finite samples

$$\hat{H}_{\mathbf{k}}^{\mathcal{E}\alpha} \longrightarrow r_{\alpha}, \quad |u_{n\mathbf{k}}^{(0)}\rangle \longrightarrow |n\rangle, \quad \epsilon_{n\mathbf{k}}^{(0)} \longrightarrow \epsilon_n. \quad (34)$$

(Also, and to simplify the notation, we shall use $\hat{H}^{(0)} \rightarrow \hat{H}$.) Along the same lines, it is useful to recall that

$$\partial_{\gamma} \hat{H}_{\mathbf{k}}^{(0)} \longrightarrow i[\hat{H}, r_{\gamma}], \quad \partial_{\gamma} \hat{P}_{\mathbf{k}} \longrightarrow i[\hat{P}, r_{\gamma}]. \quad (35)$$

Computing $\tilde{\chi}_{\mathbf{k}}^{\mathcal{E}\alpha k_{\gamma} \mathcal{E}\beta}$

$$\begin{aligned} \tilde{\chi}_{\mathbf{k}}^{\mathcal{E}\alpha k_{\gamma} \mathcal{E}\beta} &= \sum_m^o \langle \tilde{u}_{m\mathbf{k}}^{\mathcal{E}\alpha} | \hat{H}_{\mathbf{k}}^{k_{\gamma}} | \tilde{u}_{m\mathbf{k}}^{\mathcal{E}\beta} \rangle \\ &= i \sum_{m,ls}^{o,e} \left[\frac{\langle m | r_{\alpha} | l \rangle \langle l | [\hat{H}, r_{\gamma}] | s \rangle \langle s | r_{\beta} | m \rangle}{(\epsilon_l - \epsilon_m)(\epsilon_s - \epsilon_m)} \right] \\ &= i \sum_{m,ls}^{o,e} \left[\frac{\langle m | r_{\alpha} | l \rangle \langle l | \hat{H} r_{\gamma} | s \rangle \langle s | r_{\beta} | m \rangle}{(\epsilon_l - \epsilon_m)(\epsilon_s - \epsilon_m)} - \frac{\langle m | r_{\alpha} | l \rangle \langle l | r_{\gamma} \hat{H} | s \rangle \langle s | r_{\beta} | m \rangle}{(\epsilon_l - \epsilon_m)(\epsilon_s - \epsilon_m)} \right] \\ &= i \sum_{m,ls}^{o,e} \left[(\epsilon_l - \epsilon_s) \frac{\langle m | r_{\alpha} | l \rangle \langle l | r_{\gamma} | s \rangle \langle s | r_{\beta} | m \rangle}{(\epsilon_l - \epsilon_m)(\epsilon_s - \epsilon_m)} \right] \\ &= i \sum_{m,ls}^{o,e} \left[(\epsilon_l - \epsilon_m) \frac{\langle m | r_{\alpha} | l \rangle \langle l | r_{\gamma} | s \rangle \langle s | r_{\beta} | m \rangle}{(\epsilon_l - \epsilon_m)(\epsilon_s - \epsilon_m)} + (\epsilon_m - \epsilon_s) \frac{\langle m | r_{\alpha} | l \rangle \langle l | r_{\gamma} | s \rangle \langle s | r_{\beta} | m \rangle}{(\epsilon_l - \epsilon_m)(\epsilon_s - \epsilon_m)} \right] \\ &= i \sum_{m,ls}^{o,e} \left[\frac{\langle m | r_{\alpha} | l \rangle \langle l | r_{\gamma} | s \rangle \langle s | r_{\beta} | m \rangle}{(\epsilon_s - \epsilon_m)} - \frac{\langle m | r_{\alpha} | l \rangle \langle l | r_{\gamma} | s \rangle \langle s | r_{\beta} | m \rangle}{(\epsilon_l - \epsilon_m)} \right] \\ &= i \sum_{m,l}^{o,e} \left[\frac{\langle m | r_{\alpha} \hat{Q} r_{\gamma} | l \rangle \langle l | r_{\beta} | m \rangle}{(\epsilon_l - \epsilon_m)} - \frac{\langle m | r_{\alpha} | l \rangle \langle l | r_{\gamma} \hat{Q} r_{\beta} | m \rangle}{(\epsilon_l - \epsilon_m)} \right], \end{aligned} \quad (36)$$

where m runs over the occupied states (o) only and s and l run over the empty states (e). We have used $\epsilon_l - \epsilon_s = (\epsilon_l - \epsilon_m) + (\epsilon_m - \epsilon_s)$ in the fifth line and $\hat{Q} = \sum_l |l\rangle \langle l|$.

Computing $\tilde{\mathcal{W}}_{\mathbf{k}}^{\alpha,\beta\gamma}$

$$\begin{aligned}\tilde{\mathcal{W}}_{\mathbf{k}}^{\alpha,\beta\gamma} &= i \sum_m^o \langle \tilde{u}_{m\mathbf{k}}^{\mathcal{E}_\alpha} | u_{m\mathbf{k},\gamma}^{A_\beta} \rangle \\ &= i \sum_{m,l}^{o,e} \frac{\langle m | r_\alpha | l \rangle \langle l | u_{m\mathbf{k},\gamma}^{A_\beta} \rangle}{\epsilon_m - \epsilon_l} \\ &= i \sum_{m,l}^{o,e} \frac{\langle m | r_\alpha | l \rangle \langle l | \hat{O}^{\beta\gamma} | m \rangle}{(\epsilon_m - \epsilon_l)^2},\end{aligned}\tag{37}$$

where we have used Eq. (21) in order to write

$$\langle l | u_{m\mathbf{k},\gamma}^{A_\beta} \rangle \longrightarrow \frac{\langle l | \hat{O}^{\beta\gamma} | m \rangle}{\epsilon_m - \epsilon_l}.\tag{38}$$

We shall now focus on computing

$$\langle l | \hat{O}^{\beta\gamma} | m \rangle = \frac{1}{2} \langle l | (\hat{O}^{S,\beta\gamma} + \hat{O}^{A,\beta\gamma}) | m \rangle.\tag{39}$$

Symmetric part

$$\begin{aligned}\langle l | \hat{O}^{S,\beta\gamma} | m \rangle &= - \underbrace{\langle l | [\hat{H}, r_\gamma][\hat{P}, r_\beta] | m \rangle - \langle l | [\hat{H}, r_\beta][\hat{P}, r_\gamma] | m \rangle - \langle l | [[\hat{H}, r_\beta], r_\gamma] | m \rangle}_{S_1} \\ &\quad + \underbrace{\langle l | [\hat{P}, r_\beta][\hat{H}, r_\gamma] | m \rangle + \langle l | [\hat{P}, r_\gamma][\hat{H}, r_\beta] | m \rangle}_{S_2}.\end{aligned}\tag{40}$$

Let us first focus on the S_1 term,

$$S_1 = - \underbrace{\langle l | [\hat{H}, r_\gamma] r_\beta | m \rangle + \langle l | [\hat{H}, r_\beta] r_\gamma | m \rangle - \langle l | [[\hat{H}, r_\beta], r_\gamma] | m \rangle}_{S_1^{(a)}} - \underbrace{\langle l | [\hat{H}, r_\gamma] \hat{P} r_\beta | m \rangle - \langle l | [\hat{H}, r_\beta] \hat{P} r_\gamma | m \rangle}_{S_1^{(b)}}.\tag{41}$$

The $S_1^{(a)}$ term can be simplified as follows

$$\begin{aligned}S_1^{(a)} &= \langle l | \hat{H} r_\beta r_\gamma | m \rangle - \langle l | r_\beta \hat{H} r_\gamma | m \rangle + \langle l | \hat{H} r_\beta r_\gamma | m \rangle - \langle l | r_\gamma \hat{H} r_\beta | m \rangle - \langle l | [\hat{H}, r_\beta] r_\gamma | m \rangle + \langle l | r_\gamma [\hat{H}, r_\beta] | m \rangle \\ &= \langle l | \hat{H} r_\gamma r_\beta | m \rangle - \langle l | r_\gamma r_\beta | m \rangle \\ &= \langle l | [\hat{H}, r_\beta r_\gamma] | m \rangle.\end{aligned}\tag{42}$$

In the same way, we can simplify the $S_1^{(b)}$ term, where only two terms survive, as we have a conduction-band state on the left,

$$\begin{aligned}S_1^{(b)} &= \langle l | [\hat{P}, r_\beta][\hat{H}, r_\gamma] | m \rangle + \langle l | [\hat{P}, r_\gamma][\hat{H}, r_\beta] | m \rangle \\ &= - \langle l | r_\beta \hat{P} [\hat{H}, r_\gamma] | m \rangle - \langle l | r_\gamma \hat{P} [\hat{H}, r_\beta] | m \rangle.\end{aligned}\tag{43}$$

Collecting all terms, $S_1^{(a)} + S_1^{(b)} + S_2$, we obtain

$$\begin{aligned}
\langle l | \hat{O}^{S,\beta\gamma} | m \rangle &= \langle l | [\hat{H}, r_\beta r_\gamma] | m \rangle - \langle l | [\hat{H}, r_\gamma] \hat{P} r_\beta | m \rangle - \langle l | [\hat{H}, r_\beta] \hat{P} r_\gamma | m \rangle - \langle l | r_\beta \hat{P} [\hat{H}, r_\gamma] | m \rangle - \langle l | r_\gamma \hat{P} [\hat{H}, r_\beta] | m \rangle \\
&= \langle l | [\hat{H}, r_\beta r_\gamma] | m \rangle - \langle l | \hat{H} r_\gamma \hat{P} r_\beta | m \rangle + \langle l | r_\gamma \hat{H} \hat{P} r_\beta | m \rangle - \langle l | \hat{H} r_\beta \hat{P} r_\gamma | m \rangle + \langle l | r_\beta \hat{H} \hat{P} r_\gamma | m \rangle \\
&\quad - \langle l | r_\beta \hat{P} \hat{H} r_\gamma | m \rangle + \langle l | r_\beta \hat{P} r_\gamma \hat{H} | m \rangle - r_\gamma \hat{H} r_\beta | m \rangle + \langle l | r_\gamma \hat{P} r_\beta \hat{H} | m \rangle \\
&= \langle l | [\hat{H}, r_\beta r_\gamma] | m \rangle - \langle l | \hat{H} r_\gamma \hat{P} r_\beta | m \rangle - \langle l | \hat{H} r_\beta \hat{P} r_\gamma | m \rangle + \langle l | r_\beta \hat{P} r_\gamma \hat{H} | m \rangle + \langle l | r_\gamma \hat{P} r_\beta \hat{H} | m \rangle.
\end{aligned} \tag{44}$$

Thus the symmetric part yields a purely geometric contribution to the wave function response,

$$\langle l | \hat{O}^{S,\beta\gamma} | m \rangle = (\epsilon_l - \epsilon_m) \langle l | (r_\beta r_\gamma - r_\beta \hat{P} r_\gamma - r_\gamma \hat{P} r_\beta) | m \rangle. \tag{45}$$

Antisymmetric part

$$\begin{aligned}
\langle l | \hat{O}^{A,\beta\gamma} | m \rangle &= \langle l | (\partial_\gamma \hat{H} \partial_\beta \hat{P} - \partial_\beta \hat{H} \partial_\gamma \hat{P} - \partial_\gamma \hat{P} \partial_\beta \hat{H} + \partial_\beta \hat{P} \partial_\gamma \hat{H}) | m \rangle \\
&= - \underbrace{\langle l | [\hat{H}, r_\gamma] [\hat{P}, r_\beta] | m \rangle + \langle l | [\hat{H}, r_\beta] [\hat{P}, r_\gamma] | m \rangle}_{A_1} + \underbrace{\langle l | [\hat{P}, r_\gamma] [\hat{H}, r_\beta] | m \rangle - \langle l | [\hat{P}, r_\beta] [\hat{H}, r_\gamma] | m \rangle}_{A_2}.
\end{aligned} \tag{46}$$

Regarding the A_1 term, we have

$$\begin{aligned}
A_1 &= - \langle l | (\hat{H} r_\gamma - r_\gamma \hat{H}) (\hat{P} r_\beta - r_\beta \hat{P}) | m \rangle + \langle l | (\hat{H} r_\beta - r_\beta \hat{H}) (\hat{P} r_\gamma - r_\gamma \hat{P}) | m \rangle \\
&= - \langle l | \hat{H} r_\gamma \hat{P} r_\beta | m \rangle + \langle l | \hat{H} r_\gamma r_\beta | m \rangle + \langle l | r_\gamma \hat{H} \hat{P} r_\beta | m \rangle - \langle l | r_\gamma \hat{H} r_\beta | m \rangle + \langle l | \hat{H} r_\beta \hat{P} r_\gamma | m \rangle \\
&\quad - \langle l | \hat{H} r_\beta r_\gamma | m \rangle - \langle l | r_\beta \hat{H} \hat{P} r_\gamma | m \rangle + \langle l | r_\beta \hat{H} r_\gamma | m \rangle \\
&= - \epsilon_l \langle l | r_\gamma \hat{P} r_\beta | m \rangle + \langle l | r_\gamma \hat{H} \hat{P} r_\beta | m \rangle - \langle l | r_\gamma \hat{H} r_\beta | m \rangle + \epsilon_m \langle l | r_\beta \hat{P} r_\gamma | m \rangle - \langle l | r_\beta \hat{H} \hat{P} r_\gamma | m \rangle \\
&\quad + \langle l | r_\beta \hat{H} r_\gamma | m \rangle.
\end{aligned} \tag{47}$$

For A_2 some terms identically vanish, as we have a conduction-band state on the left,

$$\begin{aligned}
A_2 &= \langle l | [\hat{P}, r_\gamma] [\hat{H}, r_\beta] | m \rangle - \langle l | [\hat{P}, r_\beta] [\hat{H}, r_\gamma] | m \rangle \\
&= \langle l | (\hat{P} r_\gamma - r_\gamma \hat{P}) (\hat{H} r_\beta - r_\beta \hat{H}) | m \rangle - \langle l | (\hat{P} r_\beta - r_\beta \hat{P}) (\hat{H} r_\gamma - r_\gamma \hat{H}) | m \rangle \\
&= - \langle l | r_\gamma \hat{P} \hat{H} r_\beta | m \rangle + \langle l | r_\gamma \hat{P} r_\beta \hat{H} | m \rangle + \langle l | r_\beta \hat{P} \hat{H} r_\gamma | m \rangle - \langle l | r_\beta \hat{P} r_\gamma \hat{H} | m \rangle \\
&= - \langle l | r_\gamma \hat{P} \hat{H} r_\beta | m \rangle + \epsilon_m \langle l | r_\gamma \hat{P} r_\beta | m \rangle + \langle l | r_\beta \hat{P} \hat{H} r_\gamma | m \rangle - \epsilon_m \langle l | r_\beta \hat{P} r_\gamma | m \rangle.
\end{aligned} \tag{48}$$

Everything together,

$$\langle l | \hat{O}^{A,\beta\gamma} | m \rangle = (\epsilon_l - \epsilon_m) \langle l | (r_\beta \hat{P} r_\gamma - r_\gamma \hat{P} r_\beta) | m \rangle + \langle l | (r_\beta \hat{H} r_\gamma - r_\gamma \hat{H} r_\beta) | m \rangle. \tag{49}$$

For convenience, we shall write the second term as

$$\begin{aligned}
\langle l | (r_\beta \hat{H} r_\gamma - r_\gamma \hat{H} r_\beta) | m \rangle &= \langle l | (r_\beta [\hat{H}, r_\gamma] - r_\gamma [\hat{H}, r_\beta]) | m \rangle \\
&= -i \langle l | (r_\beta v_\gamma - r_\gamma v_\beta) | m \rangle,
\end{aligned} \tag{50}$$

where we have used $v_\alpha = i[\hat{H}, r_\alpha]$. Therefore, the antisymmetric contribution reads as

$$\langle l | \hat{O}^{A,\beta\gamma} | m \rangle = -i \langle l | (r_\beta v_\gamma - r_\gamma v_\beta) | m \rangle + (\epsilon_l - \epsilon_m) \langle l | (r_\beta \hat{P} r_\gamma - r_\gamma \hat{P} r_\beta) | m \rangle. \tag{51}$$

Symmetric + Antisymmetric contribution

We can now compute the $\tilde{\mathcal{W}}_{\mathbf{k}}^{\alpha,\beta\gamma}$ term given by Eq. (37),

$$\begin{aligned}
\tilde{\mathcal{W}}_{\mathbf{k}}^{\alpha,\beta\gamma} &= \frac{i}{2} \sum_{m,l}^{o,e} \frac{\langle m|r_\alpha|l\rangle \langle l|(\hat{O}^{S,\beta\gamma} + \hat{O}^{A,\beta\gamma})|m\rangle}{(\epsilon_m - \epsilon_l)^2} \\
&= \frac{i}{2} \sum_{m,l}^{o,e} \frac{\langle m|r_\alpha|l\rangle}{(\epsilon_m - \epsilon_l)^2} \left[(\epsilon_l - \epsilon_m) \langle l|(r_\beta r_\gamma - r_\beta \hat{P} r_\gamma - r_\gamma \hat{P} r_\beta)|m\rangle \right. \\
&\quad \left. + (\epsilon_l - \epsilon_m) \langle l|(r_\beta \hat{P} r_\gamma - r_\gamma \hat{P} r_\beta)|m\rangle - i \langle l|(r_\beta v_\gamma - r_\gamma v_\beta)|m\rangle \right] \\
&= \frac{i}{2} \sum_{m,l}^{o,e} \frac{\langle m|r_\alpha|l\rangle}{(\epsilon_l - \epsilon_m)} \langle l|(r_\beta r_\gamma - 2r_\gamma \hat{P} r_\beta)|m\rangle + \frac{1}{2} \sum_{m,l}^{o,e} \frac{\langle m|r_\alpha|l\rangle}{(\epsilon_l - \epsilon_m)^2} \langle l|(r_\beta v_\gamma - r_\gamma v_\beta)|m\rangle.
\end{aligned} \tag{52}$$

All terms together: computing $\tilde{\eta}_{\alpha\beta\gamma}$

$$\begin{aligned}
\tilde{\eta}_{\alpha\beta\gamma} &= -\frac{4\pi}{\Omega} 2s \operatorname{Im} \left(\tilde{\chi}_{\mathbf{k}}^{\mathcal{E}_\alpha k_\gamma \mathcal{E}_\beta} + \tilde{\mathcal{W}}_{\mathbf{k}}^{\alpha,\beta\gamma} + [\tilde{\mathcal{W}}_{\mathbf{k}}^{\beta,\alpha\gamma}]^* \right) \\
&= -\frac{4\pi}{\Omega} 2s \operatorname{Im} \sum_{m,l}^{o,e} \left\{ i \frac{\langle m|r_\alpha \hat{Q} r_\gamma|l\rangle \langle l|r_\beta|m\rangle}{(\epsilon_l - \epsilon_m)} - i \frac{\langle m|r_\alpha|l\rangle \langle l|r_\gamma \hat{Q} r_\beta|m\rangle}{(\epsilon_l - \epsilon_m)} \right. \\
&\quad \left. + \frac{i}{2} \frac{\langle m|r_\alpha|l\rangle \langle l|(r_\beta r_\gamma - 2r_\gamma \hat{P} r_\beta)|m\rangle}{(\epsilon_l - \epsilon_m)} + \frac{1}{2} \frac{\langle m|r_\alpha|l\rangle \langle l|(r_\beta v_\gamma - r_\gamma v_\beta)|m\rangle}{(\epsilon_l - \epsilon_m)^2} \right. \\
&\quad \left. - \frac{i}{2} \frac{\langle m|(r_\alpha r_\gamma - 2r_\alpha \hat{P} r_\gamma)|l\rangle \langle l|r_\beta|m\rangle}{(\epsilon_l - \epsilon_m)} + \frac{1}{2} \frac{\langle m|(r_\alpha v_\gamma - r_\gamma v_\alpha)|l\rangle \langle l|r_\beta|m\rangle}{(\epsilon_l - \epsilon_m)^2} \right\}.
\end{aligned} \tag{53}$$

We now use $\hat{P} + \hat{Q} = 1$ to simplify some terms,

$$\begin{aligned}
\tilde{\eta}_{\alpha\beta\gamma} &= -\frac{4\pi}{\Omega} 2s \operatorname{Im} \sum_{m,l}^{o,e} \left\{ \frac{1}{(\epsilon_l - \epsilon_m)^2} \left[\langle m|r_\alpha|l\rangle \langle l|(r_\beta v_\gamma - r_\gamma v_\beta)|m\rangle + \langle m|(r_\alpha v_\gamma - r_\gamma v_\alpha)|l\rangle \langle l|r_\beta|m\rangle \right] \right. \\
&\quad \left. + \frac{i}{(\epsilon_l - \epsilon_m)} \left[\langle m|r_\alpha r_\gamma|l\rangle \langle l|r_\beta|m\rangle - \langle m|r_\alpha|l\rangle \langle l|r_\gamma r_\beta|m\rangle \right] \right\}.
\end{aligned} \tag{54}$$

As a final step, we use the fact that $\operatorname{Im}[a - ib] = -b$ and $\operatorname{Im}[i(a - ib)] = a$, in order to obtain the following expression for the natural optical activity tensor for finite samples,

$$\begin{aligned}
\tilde{\eta}_{\alpha\beta\gamma} &= -\frac{4\pi}{\Omega} s \operatorname{Im} \sum_{m,l}^{o,e} \left[\frac{1}{(\epsilon_l - \epsilon_m)^2} \left(\langle m|r_\alpha|l\rangle \langle l|(r_\beta v_\gamma - r_\gamma v_\beta)|m\rangle - \langle m|r_\beta|l\rangle \langle l|(r_\alpha v_\gamma - r_\gamma v_\alpha)|m\rangle \right) \right. \\
&\quad \left. + \frac{i}{(\epsilon_l - \epsilon_m)} \left(\langle m|r_\beta|l\rangle \langle l|r_\alpha r_\gamma|m\rangle - \langle m|r_\alpha|l\rangle \langle l|r_\beta r_\gamma|m\rangle \right) \right],
\end{aligned} \tag{55}$$

which is the same expression that can be obtained from Ref. [10].

VII. THE TWO-RANK GYRATION TENSOR AND THE OPTICAL ROTATORY PARAMETER FOR MOLECULES

The optical rotatory parameter for finite systems like molecules, β , is usually expressed as the sum of the diagonal components of the two-rank gyration tensor [11, 12], $g_{\alpha\beta}$,

$$\beta = \frac{\Omega}{4\pi} \frac{1}{2} \sum_a \frac{1}{3} g_{aa}. \quad (56)$$

In order to go from our three-rank optical activity tensor, $\tilde{\eta}_{\alpha\beta\gamma}$, to the two-rank gyration tensor, $g_{\alpha\beta}$, all we need to do is to contract one index with the Levi-Civita symbol (see Eq. (2) of the main text),

$$\begin{aligned} g_{\alpha\beta} &= \frac{1}{2} \epsilon_{\alpha\beta\gamma} \tilde{\eta}_{\alpha\beta\gamma} \\ &= -\frac{1}{2} s \operatorname{Im} \sum_{m,l}^{o,e} \epsilon_{\alpha\beta\gamma} \left[\frac{1}{(\epsilon_l - \epsilon_m)^2} \langle m | r_\alpha | l \rangle \langle l | (r_\beta v_\gamma - r_\gamma v_\beta) | m \rangle + \frac{i}{(\epsilon_l - \epsilon_m)} \langle m | r_\alpha | l \rangle \langle l | r_\beta v_\beta | m \rangle \right]. \end{aligned} \quad (57)$$

One can then easily obtain the rotatory parameter given by Eq. (56),

$$\begin{aligned} \beta &= -\frac{1}{3} s \operatorname{Im} \sum_{m,l}^{o,e} \frac{1}{(\epsilon_l - \epsilon_m)^2} \left[\langle m | r_1 | l \rangle \langle l | (r_2 v_3 - r_3 v_2) | m \rangle + \langle m | r_2 | l \rangle \langle l | (r_3 v_1 - r_1 v_3) | m \rangle \right. \\ &\quad \left. + \langle m | r_3 | l \rangle \langle l | (r_1 v_2 - r_2 v_1) | m \rangle \right]. \end{aligned} \quad (58)$$

-
- [1] J. P. Perdew and Y. Wang, *Phys. Rev. B* **45**, 13244 (1992).
 - [2] *Comput. Phys. Comm.* **226**, 39 (2018).
 - [3] D. R. Hamann, *Phys. Rev. B* **88**, 085117 (2013).
 - [4] R. H. Asendorf, *J. Chem. Phys.* **27**, 11 (1957).
 - [5] G. I. Pagola, M. B. Ferraro, P. F. Provasi, S. Pelloni, and P. Lazzeretti, *J. Chem. Phys.* **141**, 094305 (2014).
 - [6] J. P. Perdew, K. Burke, and M. Ernzerhof, *Phys. Rev. Lett.* **77**, 3865 (1996).
 - [7] M. Royo and M. Stengel, *Phys. Rev. X* **9**, 021050 (2019).
 - [8] A. Zabalo, C. E. Dreyer, and M. Stengel, *Phys. Rev. B* **105**, 094305 (2022).
 - [9] A. M. Essin, A. M. Turner, J. E. Moore, and D. Vanderbilt, *Phys. Rev. B* **81**, 205104 (2010).
 - [10] A. Malashevich and I. Souza, *Phys. Rev. B* **82**, 245118 (2010).
 - [11] M. Krykunov and J. Autschbach, *J. Chem. Phys.* **125**, 034102 (2006).
 - [12] A. D. Buckingham and M. B. Dunn, *J. Chem. Soc. A*, 1988 (1971).