

Propagation of wave packets along large-scale background waves

D. V. Shaykin^{1,2} and A. M. Kamchatnov^{1,2, a)}

¹⁾*Institute of Spectroscopy, Russian Academy of Sciences, Troitsk, Moscow, 108840, Russia*

²⁾*Moscow Institute of Physics and Technology, Institutsky lane 9, Dolgoprudny, Moscow region, 141700, Russia*

We study propagation of high-frequency wave packets along a large-scale background wave which evolves according to dispersionless hydrodynamic equations for two variables (fluid density and flow velocity). Influence of the wave packet on evolution of the background wave is neglected, so the large-scale evolution can be found independently of the wave packet's motion. At the same time, propagation of the packet depends in essential way on the background wave and it can be considered in framework of geometric optics approximation with the use of Hamilton equations for the carrier wave number and the mean coordinate of the packet. We derive equations for the carrier wave number as a function of the parameters which describe the background wave. When they are solved, the path of the packet can be found by simple integration of the Hamilton equation. The theory is illustrated by its application to the problem of propagation of wave packets along expanding large-scale wave which evolution is described by the shallow water equations. In particular, they correspond to the dispersionless limit of the defocusing nonlinear Schrödinger equation, and then the expanding wave can be considered as an expanding cloud of the Bose-Einstein condensate. Reflection of wave packets from upstream flows and their propagation along stationary flows are also discussed. The analytical solutions found for these particular cases agree very well with exact numerical solution of the nonlinear Schrödinger equation.

PACS numbers: 43.20.Bi, 47.35.+i

I. INTRODUCTION

Propagation of high-frequency wave packets through non-uniform and non-stationary media is a well-developed field of wave physics. In this theory, it is usually assumed that there exist three different scales of length: the wavelength $\lambda = 2\pi/k$, corresponding to the modulus $k = |\mathbf{k}|$ of the carrier wave vector \mathbf{k} , is much smaller than the size d of the packet, and d is much smaller than the characteristic length l at which parameters of the medium considerably change,

$$\lambda \ll d \ll l. \quad (1)$$

The difference of scales $d \ll l$ allows one to introduce a “mean” coordinate \mathbf{r} of the packet with accuracy d , and the carrier wave vector \mathbf{k} is defined with accuracy $2\pi/d \ll 2\pi/\lambda = k$. Thus, in this geometrical optics approximation the packet's dynamics is described by two variables \mathbf{r} and \mathbf{k} which obey the Hamilton equations

$$\frac{d\mathbf{r}}{dt} = \frac{\partial\omega}{\partial\mathbf{k}}, \quad \frac{d\mathbf{k}}{dt} = -\frac{\partial\omega}{\partial\mathbf{r}}, \quad (2)$$

where $\omega = \omega(\mathbf{k}, \mathbf{r}, t)$ is the dispersion function for linear waves propagating through the medium whose parameters have the values corresponding to the point \mathbf{r} at the moment t . From an elementary physics point of view, the first equation (2) is just a definition of the group velocity of a packet and the second equation (2) describes “refraction” of waves and can be considered as a generalization

of Snell's refraction law. Coincidence of Eqs. (2) with the Hamilton equations of classical mechanics of point particles is the essence of the optical-mechanical analogy which, on one hand, played so important role in development of quantum mechanics and, on the other hand, allows one to use for solving wave propagation problems the well-developed methods of analytical mechanics (see, e.g.,^{1,2} and references therein).

In practice, the possibility of analytical treatment of Eqs. (2) depends on specification of properties of the medium and, consequently, on the form of the dispersion relation $\omega = \omega(\mathbf{k}, \mathbf{r}, t)$. As has recently been noticed³, one such a fruitful specification appears when non-uniformity and time-dependence are caused by a large-scale wave propagating through the medium. If such a large-scale wave is described by two variables $\rho(\mathbf{r}, t)$ (“density” of the medium) and $\mathbf{u}(\mathbf{r}, t)$ (its “flow velocity”), then the packet's frequency ω depends on \mathbf{r} and t only via the variables ρ and \mathbf{u} : $\omega = \omega(\mathbf{k}; \rho(\mathbf{r}, t), \mathbf{u}(\mathbf{r}, t))$. The problem of propagation of wave packets was solved in Ref.³ for a particular case of the large-scale background wave in the form of a rarefaction wave in a unidirectional small-amplitude (KdV) approximation with the use of the small-amplitude limit of the Whitham modulation equations^{4,5} instead of Hamilton's equations (2). This approach was generalized in Ref.⁶ to the case of general simple waves in one-dimensional geometry (1D) when ρ and u are functionally related with each other so that ω becomes a function of only one medium's parameter, $\omega = \omega(k, u(x, t))$, where $u(x, t)$ obeys in the simple wave case to the Hopf equation

$$u_t + V_0(u)u_x = 0. \quad (3)$$

Combining Eqs. (2) and (3), one readily gets⁶ the differ-

^{a)} Author to whom correspondence should be addressed. Electronic mail: kamchatnov@gmail.com.

ential equation for the function $k = k(u)$,

$$\frac{dk}{du} = \frac{\partial\omega(k, u)/\partial u}{V_0(u) - \partial\omega(k, u)/\partial k} \quad (4)$$

(it was first found in Ref.⁷ as a consequence of Whitham's equations at the small-amplitude edge of dispersive shock waves). Its solution $k = k(u)$ for a given initial condition $k = k_0$ at $u = u_0$ together with the solution of the Hopf equation (3) can be used for solving the first Hamilton equation (2) (see Ref.⁸), so that one gets the path $x = x(t)$ of the packet along evolving background simple wave.

Although simple waves represent an important case of nonlinear waves appearing in fluid dynamics problems, there are many situations described by general solutions of compressible fluid dynamics equations, when there is no any functional relationship between ρ and u . For example, such general solutions appear in problems of expansion of gas clouds, problems of reflection of nonlinear waves from solid walls, etc. (see, e.g., Ref.⁹). In this case, the wave number k is affected by two phenomena—refraction due to change of density and Doppler shift due to change of flow velocity, which are independent of each other on the contrary to the simple wave case. The resulting value $k = k(x, t)$ is to be obtained by means of integration of these changes along the packet's path which itself depends on the carrier wave number k as well as on the initial conditions $\rho = \rho_0(x), u = u_0(x)$ for the background flow. We will look for situations when the wave number k is the same function of the local values of ρ and u , $k = k(\rho(x, t), u(x, t))$, for any choice of the initial conditions for the background flow. This greatly simplifies the analysis but imposes essential conditions on the form of the function $k = k(\rho, u)$. Nevertheless, the inequalities (1) allow one to distinguish situations when such a function $k = k(\rho, u)$ does exist in the most physically important limit of high-frequency wave packets, i.e. in the limit of large k .

The aim of this paper is to develop the theory of propagation of wave packets along large-scale background waves represented by general solutions of fluid dynamics equations. We will formulate the applicability condition of our approach and will show in a particular case of generalized nonlinear Schrödinger (gNLS) equation that in the limit of large wave numbers the function $k = k(\rho, u)$ is given by a simple analytical expression. The theory is illustrated by several examples of large-scale background flows and nonlinearity types and our analytical results agree very well with exact numerical solutions of the gNLS equation for appropriate initial conditions.

II. GENERAL THEORY

As was noticed in Ref.¹⁰, dynamics of many physical systems depending on two parameters can be written in hydrodynamics-like form

$$\rho_t + (\rho u)_x = 0, \quad (\rho u)_t + (\rho u^2 + P)_x = 0, \quad (5)$$

where ρ and u are considered as 'density' and 'flow velocity' of the 'fluid'. Consequently, Eqs. (5) can be treated as conservation laws of mass and momentum, respectively. The function $P = P(\rho, u, \rho_x, u_x, \dots)$ describes the action of pressure as well as effects of dispersion and/or viscosity which contribution into the momentum density depends on gradients and higher order derivatives of ρ and u . Equations (5) have uniform solutions $\rho = \bar{\rho} = \text{const}$, $u = \bar{u} = \text{const}$. If we linearize these equations with respect to small deviations $\rho' = \rho - \bar{\rho}$, $u' = u - \bar{u}$ and look for harmonic wave solutions $\rho', u' \propto \exp[i(kx - \omega t)]$, then we get the dispersion relation for linear waves

$$\omega = \omega(k, \bar{\rho}, \bar{u}). \quad (6)$$

It is worth noticing that usually one obtains two such expressions corresponding to linear waves which propagate upstream or downstream the flow \bar{u} , but we do not distinguish them here in our notation. In the theory of propagation of high-frequency wave packets the variables $\bar{\rho}$ and \bar{u} can be replaced by the local background values ρ and u as long as they change slowly compared with the packet's size (see Introduction). Of course, this long wave dynamics obeys the nonlinear equations obtained from Eqs. (5) in dispersionless limit.

Equations for evolution of the background variables are obtained from Eqs. (5) when we neglect the terms with derivatives in the function P and assume that the limiting equation of state has the form $P = P(\rho)$, so that the resulting equations can be written in the form

$$\rho_t + (\rho u)_x = 0, \quad u_t + uu_x + \frac{c^2}{\rho} \rho_x = 0, \quad (7)$$

where $c = c(\rho)$ denotes the sound velocity ($c^2 = dP/d\rho$), that is in the long wavelength limit $k \rightarrow 0$ the dispersion relation (6) takes one of the forms

$$\frac{\omega}{k} = v_+ = u + c \quad \text{or} \quad \frac{\omega}{k} = v_- = u - c \quad (8)$$

for sound waves propagating upstream or downstream the flow u . The sound velocity $c = c(\rho)$ depends on the local value of the density ρ and can also serve as a local wave variable instead of ρ .

In the linear limit the variables u' and ρ' are related by the formulas $u' = \pm(c/\rho)\rho'$ for these two 'right' and 'left' propagating waves with velocities v_+ and v_- , respectively. In a large scale wave the variables u' and ρ' can be considered as differentials along small segments of such a wave, and integration of the equation $du = \pm(c/\rho)d\rho$ yields two important variables

$$r_{\pm} = \frac{u}{2} \pm \frac{1}{2} \int_0^{\rho} \frac{cd\rho}{\rho} \quad (9)$$

called Riemann invariants (factor 1/2 is introduced for further convenience). If we invert the function $c = c(\rho)$

and substitute $\rho = \rho(c)$ into Eq. (9), then we get the Riemann invariants in the form

$$r_{\pm} = \frac{u}{2} \pm \sigma(c), \quad \sigma(c) = \frac{1}{2} \int_0^c \frac{c}{\rho(c)} \frac{d\rho}{dc} dc. \quad (10)$$

Evidently, all physical variables u, ρ, c can be expressed in terms of the Riemann invariants,

$$u = r_+ + r_-, \quad \rho = \rho(r_+, r_-), \quad c = c(r_+, r_-). \quad (11)$$

Equations (7) written in terms of r_{\pm} take very simple diagonal form

$$\frac{\partial r_+}{\partial t} + v_+ \frac{\partial r_+}{\partial x} = 0, \quad \frac{\partial r_-}{\partial t} + v_- \frac{\partial r_-}{\partial x} = 0, \quad (12)$$

where the characteristic velocities are equal to

$$v_{\pm} = v_{\pm}(r_+, r_-) = r_+ + r_- \pm c(r_+, r_-). \quad (13)$$

Simple waves correspond to unidirectional flows with one of the Riemann invariants constant. Then one of Eqs. (12) is satisfied identically and the other one reduces to the Hopf equation, so we return to situations considered in Ref.⁶. In general solutions both Riemann invariants r_{\pm} change with space coordinate x and time t , so they can serve as new coordinates in the region of the general solution. This hodograph transform makes x and t functions of r_+ and r_- ,

$$x = x(r_+, r_-), \quad t = t(r_+, r_-), \quad (14)$$

and it casts Eqs. (12) to linear equations for x and t ,

$$\frac{\partial x}{\partial r_+} - v_- \frac{\partial t}{\partial r_+} = 0, \quad \frac{\partial x}{\partial r_-} - v_+ \frac{\partial t}{\partial r_-} = 0, \quad (15)$$

which can be solved, for example, by the hodograph method of Ref.¹¹. If the solution (14) is known, then either it can be inverted to give explicit formulas for the Riemann invariants

$$r_+ = r_+(x, t), \quad r_- = r_-(x, t) \quad (16)$$

and, consequently, for the physical variables (11), or it gives these physical variables in a parametric form.

When a high-frequency wave packet propagates along the background wave given by the general solution of hydrodynamic equations in the Riemann diagonal form (12), then both the dispersion relation and the group velocity become functions of the Riemann invariants,

$$\omega = \omega(k, r_+, r_-), \quad v_g = \frac{\partial \omega}{\partial k} = v_g(k, r_+, r_-). \quad (17)$$

Let the packet enter into the region of the general solution at some point $x_0 = x(r_+^0, r_-^0)$ at the moment $t_0 = t(r_+^0, r_-^0)$ with the carrier wave number k_0 . Then its values at later moments of time depend on the path in the (r_+, r_-) plane from the initial point (r_+^0, r_-^0) to the

final point (r_+, r_-) . Motion of the packet is governed by the 1D version of Hamilton's equations (2),

$$\frac{dx}{dt} = \frac{\partial \omega}{\partial k}, \quad \frac{dk}{dt} = -\frac{\partial \omega}{\partial x}. \quad (18)$$

Then the second equation gives

$$\frac{dk}{dt} = -\frac{\partial \omega}{\partial r_+} \frac{\partial r_+}{\partial x} - \frac{\partial \omega}{\partial r_-} \frac{\partial r_-}{\partial x}.$$

In Eqs. (17) the frequency $\omega = \omega(k, r_+, r_-)$ depends, besides k , only on local values r_{\pm} of the Riemann invariants. We assume here that the wave number k is also a function of the Riemann invariants, $k = k(r_+, r_-)$. Then along the packet's path we have

$$\begin{aligned} \frac{dk}{dt} &= \frac{\partial k}{\partial r_+} \frac{dr_+}{dt} + \frac{\partial k}{\partial r_-} \frac{dr_-}{dt} \\ &= \frac{\partial k}{\partial r_+} \left(\frac{\partial r_+}{\partial t} + v_g \frac{\partial r_+}{\partial x} \right) + \frac{\partial k}{\partial r_-} \left(\frac{\partial r_-}{\partial t} + v_g \frac{\partial r_-}{\partial x} \right) \\ &= -\frac{\partial k}{\partial r_+} (v_+ - v_g) \frac{\partial r_+}{\partial x} - \frac{\partial k}{\partial r_-} (v_- - v_g) \frac{\partial r_-}{\partial x}, \end{aligned}$$

where we have used Eqs. (12). Comparison of these two expressions shows that they are consistent with each other, if the condition

$$\begin{aligned} &\left[\frac{\partial k}{\partial r_+} (v_+ - v_g) - \frac{\partial \omega}{\partial r_+} \right] \frac{\partial r_+}{\partial x} \\ &+ \left[\frac{\partial k}{\partial r_-} (v_- - v_g) - \frac{\partial \omega}{\partial r_-} \right] \frac{\partial r_-}{\partial x} = 0 \end{aligned} \quad (19)$$

is fulfilled. As we assumed above, the function $k = k(x, t)$ reduces in situations under consideration to the function $k = k(r_+(x, t), r_-(x, t))$ independent of the initial conditions, so the expressions in square brackets are only functions of r_+ and r_- . Let us denote them as $X_+(r_+, r_-)$ and $X_-(r_+, r_-)$. At the same time $r_+(x, t)$ and $r_-(x, t)$ depend on the initial conditions $r_+^0(x), r_-^0(x)$, so the derivatives $\partial r_{\pm} / \partial x$ at the points with the same values of r_{\pm} can be different for different choices of the initial conditions. Let us choose two such initial conditions $r_{\pm}^{0(1)}(x), r_{\pm}^{0(2)}(x)$, that the corresponding solutions $r_{\pm}^{(1)}(x, t), r_{\pm}^{(2)}(x, t)$ of Eqs. (12) have at the points with $r_{\pm}^{(1)} = r_{\pm}^{(2)} \equiv r_{\pm}$ the derivatives with respect to x satisfying the inequality

$$\frac{\partial r_+^{(1)}}{\partial x} \cdot \frac{\partial r_-^{(2)}}{\partial x} - \frac{\partial r_-^{(1)}}{\partial x} \cdot \frac{\partial r_+^{(2)}}{\partial x} \neq 0.$$

Then the system

$$\begin{aligned} X_+(r_+, r_-) \frac{\partial r_+^{(1)}}{\partial x} + X_-(r_+, r_-) \frac{\partial r_-^{(1)}}{\partial x} &= 0, \\ X_+(r_+, r_-) \frac{\partial r_+^{(2)}}{\partial x} + X_-(r_+, r_-) \frac{\partial r_-^{(2)}}{\partial x} &= 0 \end{aligned}$$

gives $X_+(r_+, r_-) = 0$, $X_-(r_+, r_-) = 0$, and the function $k = k(r_+, r_-)$ must satisfy the equations

$$\frac{\partial k}{\partial r_+} = \frac{\partial \omega / \partial r_+}{v_+ - v_g}, \quad \frac{\partial k}{\partial r_-} = \frac{\partial \omega / \partial r_-}{v_- - v_g}. \quad (20)$$

For existence of such a function $k = k(r_+, r_-)$ these derivatives must commute

$$\frac{\partial}{\partial r_+} \left(\frac{\partial k}{\partial r_-} \right) = \frac{\partial}{\partial r_-} \left(\frac{\partial k}{\partial r_+} \right). \quad (21)$$

If Eqs. (20) satisfy this condition, then we look for their solution $k = k(r_+, r_-, q)$, where q is an integration constant which value is determined by the initial value k_0 of the wave number at the point x_0 and moment of time t_0 with local values of the Riemann invariants $r_{\pm}^0 = r_{\pm}(x_0, t_0)$. As a result, the solution $k = k(r_+, r_-, q)$ defines the carrier wave number k in the whole region of the solution $r_{\pm} = r_{\pm}(x, t)$ of hydrodynamic equations (12). Substitution of these functions into the first Hamilton equation (18) gives the equation

$$\frac{dx}{dt} = \frac{\partial}{\partial k} \omega(k, r_+(x, t), r_-(x, t)) \Big|_{k=k[r_+(x, t), r_-(x, t)]} \quad (22)$$

for the packet's path $x = x(t)$.

If the condition (21) is not fulfilled exactly, then we should confine ourselves to an approximate solution correct in the limit of large k and such a solution would be enough for our treatment of propagation of high-frequency wave packets. To formulate the conditions of applicability of such an approximation, we assume that the flow and sound velocities have the same order of magnitude, $|u| \sim c$, and therefore $r_{\pm} \sim c$. Now we look for an approximate solution for $k \gg c$, where $k \sim k_0$, k_0 being the initial value of the wave number. If we denote the right-hand sides of Eqs. (20) as $R_{\pm}(k, r_+, r_-)$, then we expand them in series with respect to small parameters $|r_{\pm}|/k$ and keep only the terms $R_{\pm}^{\text{asympt}}(k, r_+, r_-)$ satisfying the commutativity condition (21). The solution $k = k^{\text{asympt}}(r_+, r_-, q)$ of the resulting equations

$$\frac{\partial k}{\partial r_{\pm}} = R_{\pm}^{\text{asympt}}(k, r_+, r_-) \quad (23)$$

should also be looked for with the same accuracy.

If the solution of hydrodynamic equations (7) for the background wave is found directly for the physical variables ρ and u , then it is convenient to write equations for $k = k(\rho, u)$ without transition to the Riemann invariants although they may be known. Simple calculation similar to derivation of Eqs. (20) gives

$$\begin{aligned} \frac{\partial k}{\partial \rho} &= \frac{(v_g - u) \frac{\partial \omega}{\partial \rho} + \frac{c^2}{\rho} \frac{\partial \omega}{\partial u}}{c^2 - (v_g - u)^2}, \\ \frac{\partial k}{\partial u} &= \frac{(v_g - u) \frac{\partial \omega}{\partial u} + \rho \frac{\partial \omega}{\partial \rho}}{c^2 - (v_g - u)^2}. \end{aligned} \quad (24)$$

Naturally, these derivatives should satisfy the commutativity condition $\frac{\partial}{\partial u} \left(\frac{\partial k}{\partial \rho} \right) = \frac{\partial}{\partial \rho} \left(\frac{\partial k}{\partial u} \right)$ at least in the limit of large k , when the asymptotic solution $k = k^{\text{asympt}}(\rho, u, q)$ can be found.

Let us illustrate the general theory by its application to systems whose evolution is governed by the gNLS equation.

III. APPLICATION TO GNLS EQUATION

Here we shall apply the developed above approach to the gNLS equation

$$i\psi_t + \frac{1}{2}\psi_{xx} - f(|\psi|^2)\psi = 0, \quad (25)$$

which has a number of physical applications and is written here in standard dimensionless variables. To be definite, we shall imply here that this equation describes dynamics of Bose-Einstein condensates (BECs) with different kinds of repulsive interaction between atoms (or quasiparticles in case of polariton condensates). To cast this equation to the form (5), we make the Madelung transformation of the BEC's wave function

$$\psi(x, t) = \sqrt{\rho(x, t)} \exp \left(i \int^x u(q, t) dq \right)$$

and obtain the system

$$\begin{aligned} \rho_t + (\rho u)_x &= 0, \\ u_t + uu_x + \frac{c^2}{\rho} \rho_x + \left(\frac{\rho_x^2}{8\rho^2} - \frac{\rho_{xx}}{4\rho} \right)_x &= 0, \end{aligned} \quad (26)$$

where

$$c^2 = \rho f'(\rho) \quad (27)$$

is a function of the condensate's density $\rho = |\psi|^2$ and u has a meaning of its flow velocity. The last term in the second equation (26) is responsible for the dispersive effects, so linearization of these equations with respect to small deviations from a uniform flow with constant density and flow velocity yields the Bogoliubov dispersion relation

$$\omega = k \left(u \pm \sqrt{c^2 + \frac{k^2}{4}} \right). \quad (28)$$

In the limit $k \rightarrow 0$ we obtain the characteristic velocities (8), consequently c equals to the sound velocity of long waves. Dynamics of a large scale wave obeys the dispersionless 'shallow water' equations (7) which are obtained from (26) by neglecting the dispersion terms.

Formula (27) determines c as a function of ρ , $c = c(\rho)$. It is convenient to invert this function and then the function $\rho = \rho(c)$ characterizes the nonlinear properties of the system under consideration. Thus, in this notation the large scale flow is described by the variables

$c(x, t), u(x, t)$ which are equivalent to the previous variables $\rho(x, t), u(x, t)$ but they are more convenient in some calculations. Then we easily obtain

$$v_g = \frac{\partial \omega}{\partial k} = u + \frac{k^2 + 2c^2}{\sqrt{k^2 + 4c^2}}, \quad \frac{\partial \omega}{\partial u} = k,$$

$$\frac{\partial \omega}{\partial \rho} = \frac{2ck/\rho'}{\sqrt{k^2 + 4c^2}},$$

and substitution of these formulas into Eqs. (24) casts them to the form

$$\frac{\partial k}{\partial c} = -\frac{c[(2 + c\rho'/\rho)k^2 + 4(1 + c\rho'/\rho)c^2]}{k(k^2 + 3c^2)},$$

$$\frac{\partial k}{\partial u} = -\frac{\sqrt{k^2 + 4c^2}[k^2 + 2(1 + \rho/(c\rho'))c^2]}{k(k^2 + 3c^2)}. \quad (29)$$

The difference of cross-derivatives equals to

$$\frac{\partial}{\partial c} \left(\frac{\partial k}{\partial u} \right) - \frac{\partial}{\partial u} \left(\frac{\partial k}{\partial c} \right) = \frac{\sqrt{k^2 + 4c^2}}{k\rho'(k^2 + 3c^2)^2}$$

$$\times [(k^2 + 6c^2)\rho^2(\rho' - 2c) + 2(k^2 + 3c^2)\rho^2(c\rho'' - \rho')]. \quad (30)$$

As one can see, this difference only vanishes in the case of $\rho = c^2$ which corresponds to the standard NLS equation (25) with $f(\rho) = \rho$. In the limit of large k this difference vanishes as $\propto k^{-2}$. Thus, in the limit of large k the condition (21) is fulfilled and the wave number k becomes a function of two variables, $k = k(c, u)$. In this limit the corresponding partial derivatives are given by the asymptotic expressions

$$\frac{\partial k^2}{\partial c^2} = -2 \left(1 + \frac{c^2}{\rho} \frac{d\rho}{dc^2} \right), \quad \frac{\partial k}{\partial u} = -1, \quad (31)$$

obtained from Eqs. (29) for large k . To solve these equations in the asymptotic limit, we notice that the second equation gives $k = q - u + F(c^2)$, where in the main approximation $k \approx q \sim k_0 \gg |u|, c$. We suppose that $F(c^2) \sim c^2$ (this will be confirmed by the final result), so $k^2 \approx (q - u)^2 + 2qF(c^2)$, where we have neglected small terms $uF \sim c^3$ and $F^2 \sim c^4$. Then the first equation (31) gives at once

$$F(c^2) = -\frac{1}{q} \left(c^2 + \int_0^{\rho(c)} \frac{c^2}{\rho} d\rho \right) \sim \frac{c^2}{q}$$

and we arrive at the asymptotic solution

$$k^2 = (q - u)^2 - 2 \left(c^2 + \int_0^{\rho(c)} \frac{c^2}{\rho} d\rho \right). \quad (32)$$

Here q is an integration constant determined by the value of $k = k_0$ at some initial point in the (c, u) -plane and, hence, $q = k_0 \gg |u|, c$ in this asymptotic solution. For an important case of the nonlinearity function

$$f(\rho) = \frac{1}{\gamma - 1} \rho^{\gamma - 1}, \quad \text{when } c^2 = \rho^{\gamma - 1}, \quad \rho = c^{2/(\gamma - 1)}, \quad (33)$$

we get

$$k^2 = (q - u)^2 - \frac{2\gamma}{\gamma - 1} c^2, \quad (34)$$

where γ is an effective ‘adiabatic constant’ (in gNLS equation case it does not have a meaning of ratio of specific heat capacities, of course). If $\gamma = 2$, then the formula

$$k^2 = (q - u)^2 - 4c^2 \quad (35)$$

gives the exact solution of Eqs. (29) with $\rho = c^2$, when these derivatives commute. Expression (32) for the function $k = k(c, u)$ and its particular cases (34) and (35) can be used for solving various problems on propagation of high-frequency wave packets.

IV. PROPAGATION ALONG EXPANDING BEC

A. NLS equation ($\gamma = 2$)

At first we shall consider the case of the standard NLS equation with the nonlinearity function $f(\rho) = \rho$, ($\gamma = 2$). Let at the initial moment of time the BEC be confined in a standard trap with harmonic potential, so in the Thomas-Fermi approximation distribution of the density has a form of inverted parabola, and u is equal to zero everywhere

$$\begin{cases} \rho(x, 0) = a^2 [1 - (\frac{x}{l})^2], & |x| \leq l, \\ u(x, 0) = 0, \end{cases} \quad (36)$$

where $l \gg 1$ is the size of the BEC cloud and a^2 is the maximal density at the center $x = 0$ of the trap. At the moment $t = 0$ the trap is switched off and the condensate starts its expansion. Equations (7) with the initial conditions (36) were solved in Ref.¹⁴ with the use of *ansatz* suggested in Ref.¹⁵ for description of self-focusing of light beams propagating through nonlinear medium. The exact solution has the form

$$\begin{cases} \rho(x, t) = \frac{a^2}{f(t)} [1 - (\frac{x}{lf(t)})^2], & |x| \leq lf(t), \\ u(x, t) = \phi(t)x, \end{cases} \quad (37)$$

where $f(0) = 1, \phi(0) = 0$ according to the initial conditions (36). Substitution of these expressions into (7) leads to the system for the functions $f(t), \phi(t)$:

$$\phi = \frac{1}{f} \frac{df}{dt}, \quad \frac{d^2 f}{dt^2} = \frac{2a^2}{l^2} \frac{1}{f^2}, \quad (38)$$

These equations can be readily solved to give the function $f(t)$ in an implicit form

$$\frac{2a}{l} t = \sqrt{f(f - 1)} + \ln \left(\sqrt{f - 1} + \sqrt{f} \right), \quad (39)$$

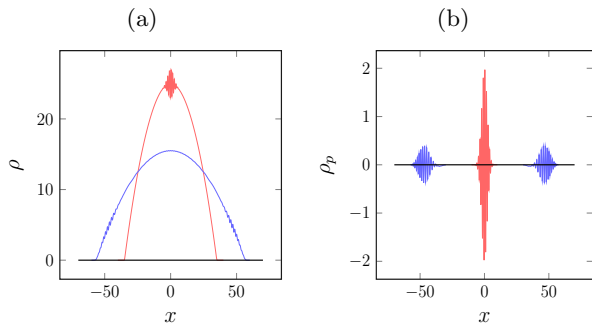


FIG. 1: (a) Profiles $\rho(x, t)$ of the density obtained by numerical solution of the Gross-Pitaevskii equation with the initial distribution (36) for $a = 5$, $l = 35$, $k_0 = 5$ and the wave packet added at the center; the curves correspond to the moments of time $t = 0$ (red), $t = 35$ (blue). (b) Profiles of density in the linear wave packet obtained by subtraction of the result of evolution of the smooth background pulse from the evolution of the whole condensate with account of contribution of the wave packet at the same moments of time.

and then the first expression in Eqs. (38) defines the function $\phi(t)$. Equations (37)-(39) describe in a parametric form the large scale evolution of the condensate cloud.

Now we assume that a high-frequency disturbance of condensate's density is located in vicinity of its center at the moment $t = 0$ of switching off the trap. This disturbance can be represented as a wave packet made from the Bogoliubov harmonics with both signs in Eq. (28) and some carrier wave vector k_0 . Consequently, this disturbance splits to two wave packets propagating symmetrically along the expanding cloud of BEC (see Fig. 1) and the carrier wave vector evolves according to the equations derived in Section III. As was noticed above, in this case Eqs. (29) take simple form

$$\frac{\partial k}{\partial c} = -4\frac{c}{k}, \quad \frac{\partial k}{\partial u} = -\frac{\sqrt{k^2 + 4c^2}}{k}, \quad (40)$$

and these derivatives commute with each other. It is remarkable that this case corresponds to the complete integrability of the NLS equation, so one may suppose that these two properties can be related with each other. The exact solution of these equations coincides with the solution (35) of their large k approximations. Equation (22) for the packet's path takes with account of Eqs. (28), (35) the form (we assume here $q - u > 0$)

$$\frac{dx}{dt} = q - \frac{2\rho(x, t)}{q - u(x, t)}, \quad (41)$$

and it can be easily solved numerically for the given distributions (37)-(39) of $\rho(x, t)$ and $u(x, t)$. We compared this theory with the exact numerical solution of the Gross-Pitaevskii equation. To this end, we have chosen the initial distributions (36) with the parameters $a = 5$,

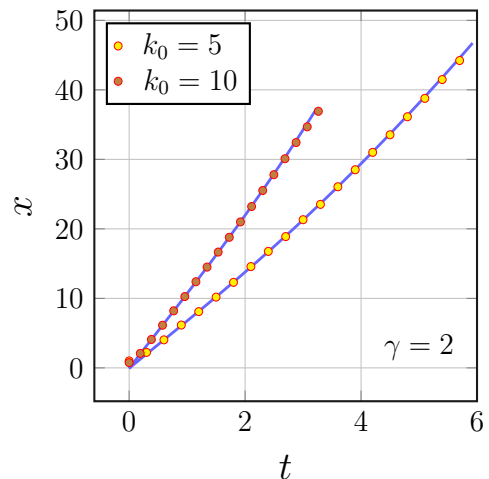


FIG. 2: Paths $x(t)$ of the wave packets along expanding BEC ($\gamma = 2$) for two values of the initial carrier wave vector $k_0 = 5$ or $k_0 = 10$.

$l = 35$ and added at the center $x = 0$ a small perturbation in the form of the wave packet with $k_0 = 5$ or $k_0 = 10$. In numerical solution of Eq. (25) the initial disturbance splits into two packets (see Fig. 1) and we will consider the right-propagating packet. Since splitting of the initial wave packet to the right and left propagating packets takes some time, their coordinates may be not well enough defined at small values of time and in these cases the numerical corresponding points are not depicted in our figures. The paths of the wave packet for these two initial values of k_0 are shown in Fig. 2, where the solid line depicts the solution of Eq. (41) and the dots correspond to locations of the packet extracted from the full numerical solution of the Gross-Pitaevskii equation (25). As one can see, our analytical approach agrees very well with the exact numerical solution even for relatively small values of k .

B. gNLS equation ($\gamma = 3$)

Now we shall consider the case of the gNLS equation (25) with $f(\rho) = \rho^2/2$, so that $c = \rho$ (see Eq. (33)). In this case it is convenient to redefine the Riemann invariants (10) by multiplying them by 2 so we get $r_{\pm} = v_{\pm} = u \pm c$ and

$$u = \frac{1}{2}(r_+ + r_-), \quad c = \rho = \frac{1}{2}(r_+ - r_-). \quad (42)$$

As a result, the hydrodynamic equations (12) for the background flow split into two independent Hopf equations

$$\frac{\partial r_{\pm}}{\partial t} + r_{\pm} \frac{\partial r_{\pm}}{\partial x} = 0. \quad (43)$$

Such a splitting to two separate Hopf equations can be related with a specific symmetry of the gNLS equation for the case $\gamma = 3$. This symmetry was first found in Ref.¹⁶ for NLS with two spatial dimensions and generalized in Ref.¹⁷ to gNLS with any number of spatial dimensions so that $\gamma = 3$ corresponds to our case with one spatial dimension. If in the initial state the flow velocity equals everywhere to zero, then the initial distributions of the Riemann invariants only differ by signs, $r_+(x, 0) = c(x, 0)$, $r_-(x, 0) = -c(x, 0)$, so the solutions of the Hopf equations are given by the formulas

$$x - r_+t = \bar{x}(r_+), \quad x - r_-t = \bar{x}(-r_-), \quad (44)$$

where $\bar{x}(r_+)$ is the function inverse to $r_+ = r_+(x, 0)$.

For simplicity we take again the initial distribution of $\rho = c$ in a parabolic form (36), so that $\bar{x}(r) = l\sqrt{1 - r/a^2}$. Then the solution (44) can be written as

$$\begin{aligned} x - (u + c)t &= l\sqrt{1 - (u + c)/a^2}, \\ x - (u - c)t &= l\sqrt{1 + (u - c)/a^2}, \end{aligned} \quad (45)$$

and the time-dependent distributions $c = c(x, t)$, $u = u(x, t)$ can be easily expressed by relatively simple analytical formulas

$$\begin{aligned} \rho(x, t) = c(x, t) &= \frac{l}{4a^2t^2} \sqrt{l^2 + 4a^4l^2 + 4a^2tx} + \\ &+ \frac{l}{4a^2t^2} (-2l + \sqrt{l^2 + 4a^4l^2 - 4a^2tx}), \end{aligned} \quad (46)$$

$$\begin{aligned} u(x, t) &= \frac{x}{t} + \frac{l}{4a^2t^2} \sqrt{l^2 + 4a^4l^2 - 4a^2tx} - \\ &- \frac{l}{4a^2t^2} \sqrt{l^2 + 4a^4l^2 + 4a^2tx} \end{aligned} \quad (47)$$

Equation (22) takes (with account of $k^2 = (q - u)^2 - 3c^2$, see Eq. (34)) the form

$$\frac{dx}{dt} = u + \frac{(q - u)^2 - c^2}{\sqrt{(q - u)^2 + c^2}}, \quad (48)$$

where $u = u(x, t)$ and $c = c(x, t)$ are known functions. Again we put a wave packet at the top of the density distribution with some initial value of the carrier wave number k_0 , which determines the value of q , and solve Eq. (48) numerically. The results are compared with the exact solution of the full gNLS equation, see Fig. 3, and one can see that the approximate theory using the asymptotic formula (34) agrees very well with the exact solutions.

V. PACKET'S REFLECTION FROM AN UPSTREAM FLOW

So far we have considered propagation of a packet along a single background wave with coinciding directions of

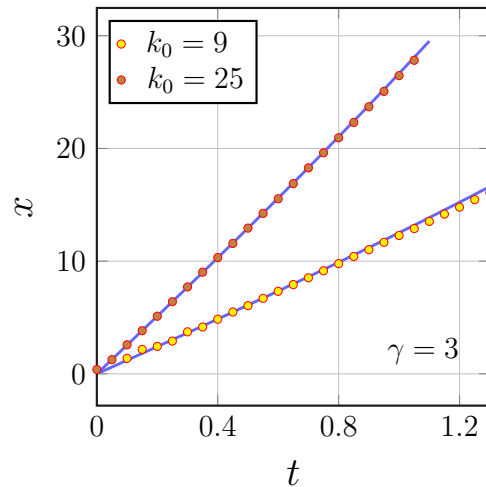


FIG. 3: Paths $x(t)$ of the wave packets along expanding BEC ($\gamma = 3$) for two values of the initial carrier wave vector $k_0 = 9$ or $k_0 = 25$.

the background flow and the packet's propagation. It is of considerable interest to discuss situations when the packet with the fixed value of q propagates through the region of the background flow where the group velocity can vanish. In the optical-mechanical analogy this corresponds to the 'turning points' where the packet changes direction of its propagation. Due to presence of the flow velocity this does not mean that the wave vector vanishes, so the asymptotic theory can be still applicable. In this section, we will check the validity of Eq. (35) ($\gamma = 2$) with the same value of q after such a reflection of a wave packet from the turning point.

To this end, we launch a relatively slow packet towards a large expanding condensate in the following way. At the initial moment of time we form two clouds with parabolic distributions of density: a large cloud occupies the region with $l = 100$, its right edge is located at $x = -20$, and the field amplitude equals to $a = 30$, a small cloud occupies the region $-10 < x < 10$, so its left edge is located at $x = -10$, and the amplitude equals to $a = 1$. The wave packet is generated initially at the top of the small cloud around the point $x = 0$ with the wave number $k_0 = 14$, see Fig. 4. Then the clouds start their expansions, the initial packet splits to two packets, and the left packet with $q = -\sqrt{14^2 + 4} \approx -14.14$ propagates first towards the empty region between two clouds, propagates through it, and reaches finally the large cloud with upstream background flow. In this case the first Hamilton equation (with sign "-" in the dispersion relation and $q - u < 0$) has the same form as (41). Interestingly enough, propagation through the empty region does not look in numerical calculations like motion of a well-defined packet: it disperses at the left edge of the small cloud into a wide distribution of small-amplitude waves which are collected again into a narrow packet at the right edge of the large cloud. The

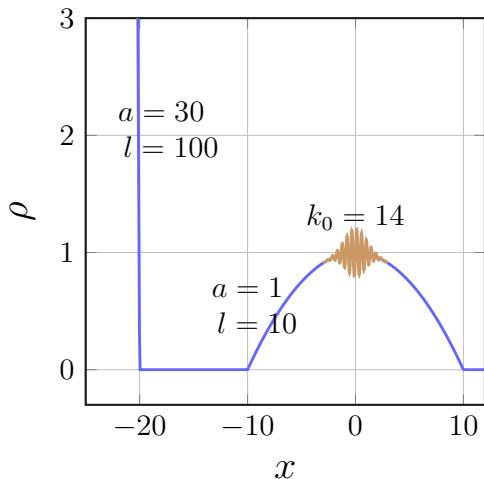


FIG. 4: Initial distributions of two BEC clouds in the form of (36) with parameters indicated in the picture. The wave packet at $t = 0$ is drawn in brown, it splits for $t > 0$ to two modes, one of which propagates to the left, the other to the right. Our aim is to investigate the left moving packet with $q = -\sqrt{14^2 + 4}$.

essential point is that at the edges of the both clouds, where $\rho = 0$, we find from Eqs. (41) that the following estimate holds at the edges of the clouds:

$$v_g|_{\text{edges}} = q. \quad (49)$$

This allows us to find analytically trajectories of the packet along three characteristic regions: the small cloud, the empty region, and the large cloud; they are shown in Fig. 5 by a solid line. Positions of the packet at different moments of time are shown by dots; as was indicated above, they cannot be identified within the empty region. The packet enters the big cloud with negative group velocity, at some point the group velocity vanishes due to increase of the upstream background flow velocity, and later vanishes again because the flow velocity is small near the center of the cloud. The boundaries of the gray region are obtained by equating the right-hand side of Eq. (41) to zero for given distributions of $\rho(x, t)$ and $u(x, t)$. Fig. 5 shows good agreement of our analytical approach with numerical solutions of the NLS equation.

VI. CONSERVATION OF WAVE ACTION

The example of the preceding section demonstrates that though the packet undergoes drastic transformations during its propagation (in particular, its amplitude becomes extremely small in the region between the two large scale flows), nevertheless the value of the constant q in Eq. (35) remains the same at all stages of evolution. So one can predict the value of the carrier wave number k at any moment of time.

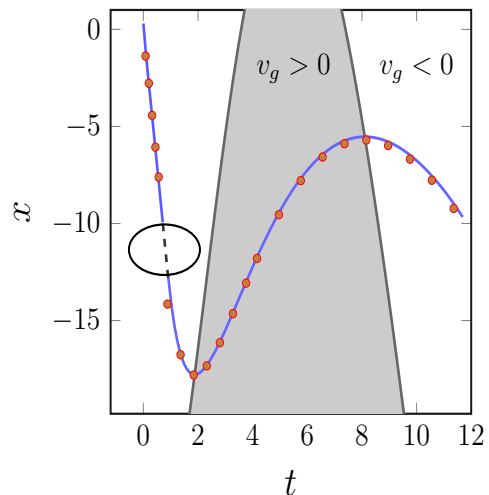


FIG. 5: Comparison of the trajectories obtained by numerical solution of the NLS equation (circles) and by solutions of Eq. 41. The dashed line inside the ellipse shows the transition through the empty region with group velocity $v_g = q$. In the grey and white areas the packets with the fixed value of $q = -\sqrt{14^2 + 4}$ have positive and negative velocities, respectively.

Equation (35) does not depend on the amplitude of the packet. Therefore it would be desirable to have another conservation law which could provide some information about the packet's amplitude. As is known, the packet's energy is not conserved in situations with time-dependent external parameters of the large scale flow. Instead, as was shown by Whitham^{4,18}, the wave action is preserved provided the external parameters change slowly enough. Here we want to demonstrate that the packet's wave action remains constant in spite of drastic packet's transformations shown the preceding section.

At first we shall derive by the Whitham method^{4,18} the expression for the wave action in case of gNLS equation (25). Linearization of the hydrodynamic-like equations (26) with respect to small packet's variables $\rho' = \rho - \bar{\rho}$, $u' = u - \bar{u}$, where $\bar{\rho}$, \bar{u} obey the dispersionless equations (7), yields

$$\rho'_t + \bar{u}\rho'_x + \bar{\rho}\phi_{xx} = 0, \quad \phi_t + \bar{u}\phi_x + \frac{c^2}{\bar{\rho}}\rho' - \frac{\rho'_{xx}}{4\bar{\rho}} = 0, \quad (50)$$

where we have also introduced the potential ϕ of the packet's contribution to the flow velocity $u' = \phi_x$. These equations can be formally derived from the principle of minimal action with the Lagrangian density

$$\mathcal{L} = \phi_t \rho' + \bar{u} \rho' \phi_x + \frac{c^2}{2\bar{\rho}} \rho'^2 + \frac{\bar{\rho}}{2} \phi_x^2 + \frac{(\rho'_x)^2}{8\bar{\rho}}, \quad (51)$$

where $\bar{\rho}$, \bar{u} are known functions and they should not be varied in our variational problem (actually they can be considered constant at the packet's length scale). Now

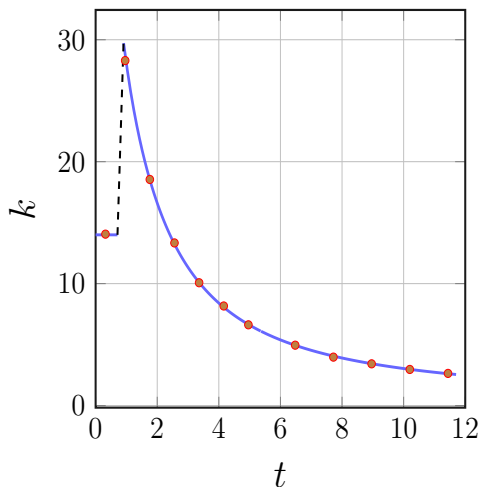


FIG. 6: Blue line denotes analytical prediction for the time dependence of the carrier wave number. Circles correspond to numerical solutions of the NLS equation.

Black dashed line denotes transition between two expanding BEC clouds.

we define the packet's envelope variables by the formulas

$$\rho' = A(x,t) \cos \theta(x,t), \quad \phi = \frac{B(x,t)}{\theta_x} \sin \theta(x,t), \quad (52)$$

where $\theta(x,t)$ is the high-frequency phase with slowly changing wave vector $k = \theta_x$ and frequency $\omega = -\theta_t$. Substitution of Eqs. (52) into first Eq. (50) gives the relationship

$$B = \frac{A}{\rho k} (\omega - \bar{u}k).$$

Consequently, the Lagrangian density becomes proportional to A^2 and averaging of \mathcal{L} over fast oscillations at the packet's wavelength scale yields

$$\bar{\mathcal{L}} = \frac{A^2}{\rho} \left\{ c^2 + \frac{1}{4} \theta_x^2 - \left(\frac{\theta_t}{\theta_x} + \bar{u} \right)^2 \right\}, \quad (53)$$

where we have omitted an inessential numerical factor $1/4$.

According to Whitham, equations for the envelope variables are to be obtained from the variational problem for the averaged action

$$S = \int \bar{\mathcal{L}} dx dt. \quad (54)$$

Variation of A gives

$$c^2 + \frac{k^2}{4} = \left(\frac{\omega}{k} - \bar{u} \right)^2 \quad (55)$$

and this equation reproduces the dispersion relation (28). Variation of θ leads to the conservation law

$$\frac{\partial}{\partial t} \frac{\partial \mathcal{L}}{\partial \theta_t} + \frac{\partial}{\partial x} \frac{\partial \mathcal{L}}{\partial \theta_x} = 0, \quad (56)$$

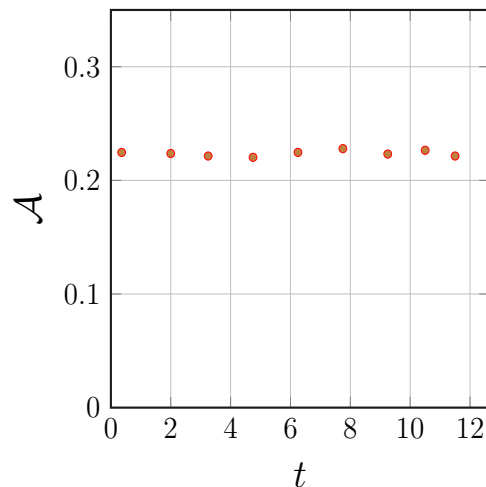


FIG. 7: Dependence of the packet's wave action (59) during propagation of the packet along the path shown in Fig. 5.

where

$$\begin{aligned} \frac{\partial \mathcal{L}}{\partial \theta_t} &= \frac{2A^2}{\rho k} \left(\frac{\omega}{k} - \bar{u} \right) = \frac{A^2}{\rho k} \sqrt{k^2 + 4c^2} \equiv w, \\ \frac{\partial \mathcal{L}}{\partial \theta_x} &= \frac{A^2}{\rho k} \sqrt{k^2 + 4c^2} \left(\bar{u} + \frac{k^2 + 2c^2}{\sqrt{k^2 + 4c^2}} \right) \equiv v_g w. \end{aligned} \quad (57)$$

Thus, we arrive at the wave action conservation law

$$\frac{\partial w}{\partial t} + \frac{\partial (v_g w)}{\partial x} = 0, \quad (58)$$

where w is defined in Eq. (57). If the packet is localized, then its total action

$$\mathcal{A} = \int_{-\infty}^{+\infty} \frac{A^2}{\rho k} \sqrt{4c^2 + k^2} dx \int_{-\infty}^{+\infty} \frac{A^2}{\rho k} |q - \bar{u}| dx \quad (59)$$

should be preserved during propagation through a slowly changing background (we have used Eq. (35) in the last expression for the wave action for the case $\gamma = 2$). The wave action \mathcal{A} depends on the amplitude A of the packet and can be used for estimates of A , if the packet's size can be measured independently.

We have checked conservation of the wave action (59) during propagation of the wave packet along the path discussed in the preceding section (see Figs. 4-6). As one can see in Fig. 7, the wave action calculated numerically keeps the constant value in spite of quite steep turns in the packet's trajectory.

VII. STATIONARY BACKGROUND FLOW

Our approach assumes that the background flow is described by Eqs. (7) which do not include external forces:

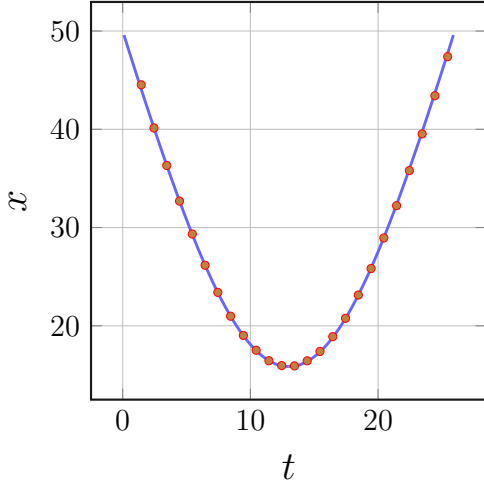


FIG. 8: Wave packet's path along a stationary flow.

if we add a term $-U_x$ corresponding to the external potential $U(x)$ acting on the gas, then we cannot derive Eqs. (20) or (24) anymore, so k cannot be a function only of ρ and u . However, in an important particular case of a stationary background flow described by the equations

$$(\rho u)_x = 0, \quad uu_x + \frac{c^2}{\rho} \rho_x = -U_x, \quad (60)$$

Eqs. (20) or (24) are not necessary for finding a path of the high-frequency wave packet. Indeed, in this case the distributions $\rho = \rho(x)$, $u = u(x)$ do not depend on time, consequently the frequency $\omega = \omega(k, \rho, u)$ obtained from linearized equations does not depend on time either, in agreement with Hamilton equations (18), i.e., ω is their 'energy integral'. This means that the dependence $k = k(x)$ can be found from the frequency conservation law

$$\omega(k, \rho(x), u(x)) = \omega_0 = \text{const}, \quad (61)$$

and then the packet's path can be found by integration of the equation

$$\frac{dx}{dt} = \frac{\partial}{\partial k} \omega(k, \rho(x), u(x)) \Big|_{k=k(x)} \quad (62)$$

with a given initial condition.

We illustrate here this situation by a simple example for the NLS equation case with $c^2 = \rho$ ($\gamma = 2$). Equations (60) can be integrated once to give

$$\rho u = \rho_0 u_0, \quad \frac{1}{2} u^2 + \rho + U = \frac{1}{2} u_0^2 + \rho_0, \quad (63)$$

where ρ_0, u_0 are the flow variables far from the obstacle whose action is described by the potential $U(x)$, $U \rightarrow 0$ as $|x| \rightarrow \infty$. Elimination of $\rho = \rho_0 u_0 / u$ yields the equation

$$\frac{1}{2} (u_0^2 - u^2(x)) + \rho_0 \left(1 - \frac{u_0}{u(x)} \right) = U(x) \quad (64)$$

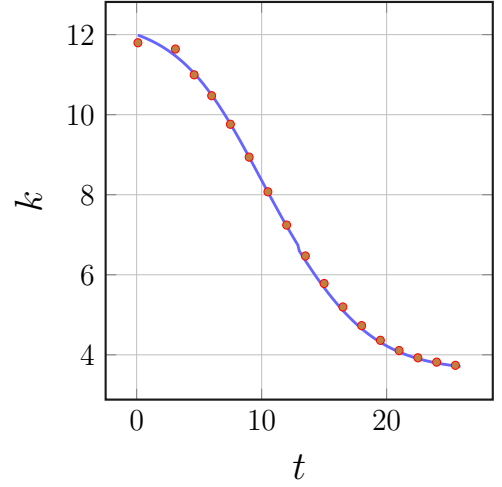


FIG. 9: Dependence of the carrier wave number during packet's propagation along a stationary flow.

which defines the function $u(x)$ for all values of x , $-\infty < x < \infty$, if the maximal value $U_m > 0$ of the potential $U(x)$ satisfies the condition (see¹⁹)

$$U_m \leq \frac{1}{2} u_0^2 - \frac{3}{2} (\rho_0 u_0)^{2/3} + \rho_0. \quad (65)$$

This inequality becomes equality for two values of u_0 , $u_0 = u_{\pm}$, $u_- < u_+$, so the smooth solutions of Eq. (64) exist for subcritical $u_0 < u_-$ and supercritical $u_0 > u_+$ flows.

Let the potential be given by the expression

$$U(x) = \frac{U_m}{\cosh(x/\sigma)} \quad (66)$$

with $U_m = 15, \sigma = 15$ and the flow at infinity have the values of the parameters $\rho_0 = 1, u_0 = 8$. We launch the high-frequency wave packet at $x_0 = 50$ with the initial carrier wave number $k_0 = 12$. The functions $u(x)$ and $\rho(x) = \rho_0 u_0 / u(x)$ are found by numerical solution of Eq. (64) and then the function $k(x)$ is defined by Eq. (61). The path $x = x(t)$ obtained by solving Eq. (62) is shown in Fig. 8 by a solid line and it agrees very well with the exact numerical solution of the NLS equation whose results are shown by dots. When $x = x(t)$ is known, then the time dependence of the carrier wave number $k = k(x(t))$ is known, too; it is shown in Fig. 9 and also agrees with the numerical solution of the NLS equation. The final value $k = k_f$ at $t \rightarrow \infty$ can be predicted from the conservation law (61),

$$k_f \left(u_0 - \sqrt{\rho_0 + \frac{k_f^2}{4}} \right) = k_0 \left(u_0 - \sqrt{\rho_0 + \frac{k_0^2}{4}} \right), \quad (67)$$

where the sign before the square root is chosen in such a way that the initial group velocity (17) is negative. Then

we obtain $k_f \approx 3.988$, that is the carrier wave vector remains positive during propagation along this stationary flow, but the group velocity changes sign at the turning point, so the packet changes direction of its propagation (see Fig. 8).

VIII. CONCLUSION

In this paper, we have extended the approach proposed in Ref.⁶ for description of propagation of high-frequency wave packets along a large scale simple wave to motion of such wave packets along large-scale background pulses described by general solutions of hydrodynamic type systems for two variables ρ and u . Due to large difference of scales inherent in our task, the wave packet's motion is separated from the background pulse evolution. Consequently, the background wave variables ρ, u evolve according to dispersionless equations, whereas propagation of the wave packet is governed by the Hamilton equations with the carrier wave frequency ω and wave vector k playing the roles of the Hamiltonian and canonical momentum, respectively. We have formulated conditions under which fulfillment the wave vector k is a function of two variables ρ, u . Typically, these conditions are fulfilled for high-frequency packets in the limit of large k . In this case, the combined system of Hamilton equations and dispersionless hydrodynamic equations can be reduced to equations for k as a function of the background wave variables ρ, u . Asymptotic solution of these equations for the gNLS equation case has a quite simple general form (34) and it allows one to find the packet's path and the dependence $k(t)$ of the carrier wave vector on time. Application of this theory to concrete examples demonstrated its good agreement with the exact numerical solution of the full system.

ACKNOWLEDGMENTS

We thank S. K. Ivanov for useful discussions. This research was funded by the research project FFUU-2021-0003 of the Institute of Spectroscopy of the Russian Academy of Sciences (sections I-IV) and by the Foundation for the Advancement of Theoretical Physics and Mathematics "BASIS" (sections V-VII).

DATA AVAILABILITY

The data that support the findings of this study are available from the corresponding author upon reasonable

request.

- ¹J. L. Synge, *Geometrical Optics. An Introduction into Hamilton's method*, (Cambridge University Press, 1937).
- ²Yu. A. Kravtsov, Yu. I. Orlov, *Geometrical Optics of Inhomogeneous Media*, (Springer, Berlin, 1990).
- ³T. Congy, G. A. El, M. A. Hoefer, *Interaction of linear modulated waves and unsteady dispersive hydrodynamic states with application to shallow water waves*, J. Fluid Mech. **875**, 1145-1174 (2019).
- ⁴G. B. Whitham, *Non-linear dispersive waves*. Proc. R. Soc. Lond. A **283**, 238–261 (1965).
- ⁵G. B. Whitham, *Linear and Nonlinear Waves*, (Wiley Interscience, New York, 1974).
- ⁶A. M. Kamchatnov and D. V. Shaykin, *Propagation of wave packets along intensive simple waves*, Phys. Fluids, **33**, 052120 (2021).
- ⁷G. A. El, *Resolution of a shock in hyperbolic systems modified by weak dispersion*, Chaos, **15**, 037103 (2005).
- ⁸A. M. Kamchatnov, *Dispersive shock wave theory for nonintegrable equations*, Phys. Rev. E **99**, 012203 (2019).
- ⁹L. D. Landau and E. M. Lifshitz, *Course of Theoretical Physics, Vol. 6: Fluid Mechanics*, (Pergamon, New York, 1987).
- ¹⁰C. H. Su and C. S. Gardner, *Korteweg–de Vries equation and generalizations. III. Derivation of the Korteweg–de Vries equation and Burgers equation*, J. Math. Phys., **10**, 536 (1969).
- ¹¹S. P. Tsarev, *Geometry of Hamiltonian systems of hydrodynamic type. Generalized hodograph method*, Math. USSR-Izvestiya, **37** (2), 397 (1991).
- ¹²B. L. Rozdestvenskii, N. N. Yanenko, *Systems of quasilinear equations and their applications to gas dynamics*, (AMS, Transl. Math. Monographs; Vol. 55) (Providence, Rhode Island, 1983).
- ¹³L. Pitaevskii and S. Stringari, *Bose-Einstein Condensation*, (Clarendon Press, Oxford, 2003).
- ¹⁴V. A. Brazhnyi, A. M. Kamchatnov, V. V. Konotop, *Hydrodynamic flow of expanding Bose-Einstein condensates*, Phys. Rev., A **68**, 035603 (2003).
- ¹⁵V. I. Talanov, *Self-focusing of light beams in nonlinear media*, Pisma Zh. Eksp. Teor. Fiz. **2**, 218 (1965) [JETP Lett. **2**, 138 (1965)].
- ¹⁶V. I. Talanov, *Focusing of light in cubic media*, Pisma Zh. Eksp. Teor. Fiz., **11**, 303 (1970) [JETP Lett., **11**, 199 (1970)].
- ¹⁷E. A. Kuznetsov, S. K. Turitsyn, *Talanov transformations in self-focusing problems and instability of stationary waveguides*, Phys. Lett. A **112**, 273-275 (1985).
- ¹⁸G. B. Whitham, *A general approach to linear and non-linear dispersive waves using a Lagrangian*. J. Fluid Mech., **22**, 273-283 (1965).
- ¹⁹A. M. Leszczyszyn, G. A. El, Yu. G. Gladush, and A. M. Kamchatnov, *Transcritical flow of a Bose-Einstein condensate through a penetrable barrier*, Phys. Rev., A **79**, 063608 (2009).