

How to handle the COS method for option pricing

Gero Junike*

March 31, 2023

Abstract

The Fourier Cosine Expansion (COS) method is used to price European options numerically in a very efficient way. To apply the COS method, one has to specify two parameters: a truncation range for the density of the log-returns and a number of terms N to approximate the truncated density by a cosine series. How to choose the truncation range is already known. Here, we are able to find an explicit and useful bound for N as well. We further show that the COS method has at least an exponential order of convergence when the density is smooth and decays exponentially. However, when the density is smooth and has heavy tails, as in the Finite Moment Log Stable model, the COS method does not have exponential order of convergence. Numerical experiments confirm the theoretical results.

1 Introduction

For model calibration, it is of utmost importance to price European options very quickly because stock price models are typically calibrated to given prices of liquid call and put options by minimizing the mean-square-error between model prices and given market prices. During the optimization routine, the model prices of call and put options need to be evaluated very often for different model parameters, see Fang and Oosterlee (2009a); Junike and Pankrashkin (2022).

To compute the price of a European option, one must solve an integral involving the product of the density of the log-returns at maturity and the payoff function. However, for many financial models, the density f of the log-returns is unknown. Fortunately, the characteristic function of the log-returns is often given in closed-form and can be used to obtain the density.

In their seminal paper, Fang and Oosterlee (2009a) proposed the COS method, which is a very efficient way to approximate the density and to compute option prices. The COS method requires two parameters: a truncation range for the density of the log-returns and a number of terms N to approximate the truncated density by a cosine series. While it is known how to choose the

*Carl von Ossietzky Universität, Institut für Mathematik, 26129 Oldenburg, Germany, E-mail: gero.junike@uol.de

truncation range, see Junike and Pankrashkin (2022), the choice of N is largely based on trial and error. The COS method has been extensively extended and applied, see Fang and Oosterlee (2009b, 2011); Grzelak and Oosterlee (2011); Ruijter and Oosterlee (2012); Zhang and Oosterlee (2013); Leitao et al. (2018); Liu et al. (2019a,b); Oosterlee and Grzelak (2019); Bardgett et al. (2019). Other Fourier pricing techniques are discussed e.g. by Carr and Madan (1999); Lord et al. (2008); Ortiz-Gracia and Oosterlee (2013, 2016).

With respect to these papers we make two main contributions: a) we develop an explicit, useful and rigorous bound for N and b) we analyze the order of convergence of the COS method in detail.

Fang and Oosterlee (2009a) proposed to approximate the (unknown) density in three steps: i) Truncate the density f , i.e. approximate f by a function f_L with finite support on some (sufficiently large) interval $[-L, L]$. ii) Approximate f_L by a Fourier cosine expansion $\sum a_k e_k(x)$, where a_k are Fourier coefficients of f_L and e_k are cosine basis functions. iii) Approximate a_k by some coefficients c_k which can be obtained directly from the characteristic function of f . Thus, to apply the COS method, two decisions must to be made: find a suitable truncation range $[-L, L]$ and identify the number N of cosine functions.

Junike and Pankrashkin (2022) applied a simple triangle equation to bound the error of the three approximations and obtained:

$$\left\| f - \sum_{k=0}^N c_k e_k \right\|_2 \leq \|f - f_L\|_2 + \left\| f_L - \sum_{k=0}^N a_k e_k \right\|_2 + \left\| \sum_{k=0}^{\infty} (a_k - c_k) e_k \right\|_2. \quad (1)$$

The first, second and third terms at the right-hand-side of Inequality (1) correspond to approximations due to i), ii), and iii), respectively.

Junike and Pankrashkin (2022) developed explicit expressions for bounds for the first and third terms on the right-hand-side of Inequality (1), which depend only on the choice of L , not on the choice of N . When f has semi-heavy tails, i.e. the tails decay exponentially, Junike and Pankrashkin (2022) applied Markov's inequality to obtain an explicit and useful expression for L .

Recently, Aimi et al. (2023) proposed some hints on how to choose N . But, to the best of our knowledge, a rigorous bound on N to ensure a certain precision of the COS method is not yet known. On the other hand, it is well known that the series truncation error, i.e. the second term on the right-hand-side of Inequality (1), can be bounded using integration by parts, see Boyd (2001). In this article, we use this idea to find an explicit and useful bound for N , which involves the bound of the j^{th} -derivative of the density f .

For some models such as the Black-Scholes model, see Black and Scholes (1973), the Normal Inverse Gaussian (NIG) model, see Barndorff-Nielsen (1997), or the Finite Moment Log Stable (FMLS) model, see Carr and Wu (2003), we find sharp bounds for all derivatives of the density of f in closed-form. In general, those bounds can also be estimated numerically. We obtain an explicit and useful bound for N , which is provably large enough to ensure that the COS method converges within a predefined error tolerance.

Fang and Oosterlee (2009a) also analyzed the order of convergence of the COS method focusing on the second term on the right-hand-side of Inequality (1). They concluded that with a properly chosen truncation range, the overall error converges exponentially for smooth density functions and compares favorably to the Carr-Madan formula, see Carr and Madan (1999).

In this article, we also consider the errors introduced by the truncation range, i.e., errors due to i), ii), and iii) and establish upper bounds for the order of convergence of the COS method. We confirm, both theoretically and empirically, that the COS method indeed converges exponentially for smooth density functions if in addition, the tails of the density decay at least exponentially.

However, for fat-tailed and smooth densities such as the Cauchy density or the density of the log-returns in the FMLS model, the truncation error due to i) and iii) becomes much more relevant compared to densities with semi-heavy tails. We show theoretically that the COS method converges at least as fast as $O(N^{-\alpha})$ for $N \rightarrow \infty$, where $\alpha > 0$ is the Pareto tail index, e.g. for the Cauchy density, $\alpha = 1$ and for the FMLS model $\alpha \in (1, 2)$. Empirical experiments indicate that the COS method converges as fast as $O(N^{-\alpha})$, i.e. the theoretical bound is sharp.

This article is structured as follows: Section 2 gives an overview of the technical details of the COS method. Section 3 gives explicit formulas for the truncation range L and the number of terms N . Section 4 analyzes the order of convergence of the COS method. In Sections 3 and 4, we distinguish between models with semi-heavy tails and models with heavy tails. Section 5 contains numerical experiments which confirm the theoretical results. Section 6 concludes.

2 Overview: the COS method for option pricing.

We model the stock price over time by a stochastic process $(S_t)_{t \geq 0}$ on a filtered probability space. We assume that there is a bank account paying continuous compound interest $r \in \mathbb{R}$. The market is assumed to be arbitrage free and we denote by Q the risk-neutral measure. All expectations are taken under Q .

There is a European option with maturity $T > 0$ and payoff $g(S_T)$ at T , where $g : [0, \infty) \rightarrow \mathbb{R}$. For example, a European put option with strike $K > 0$ can be described by $g(x) = \max(K - x, 0)$, $x \geq 0$.

In several places, we assume that the payoff function is bounded. The prices of European call options are not bounded, but can be obtained from the prices of put options by the put-call parity.

Provided that the characteristic function $\varphi_{\log(S_T)}$ of $\log(S_T)$ is given in closed-form, the COS method is able to price the European option numerically very quickly as follows: we denote by

$$X := \log(S_T) - E[\log(S_T)],$$

the *centralized log-returns*. The expectation can be computed by

$$E[\log(S_T)] = -i\varphi'_{\log(S_T)}(0).$$

The characteristic function φ of X is then given by

$$\varphi(u) = \varphi_{\log(S_T)}(u) \exp(-iuE[\log(S_T)]), \quad u \in \mathbb{R}.$$

We assume that X has a density f , but the exact structure of f need not be known. Since the density of X is centered around zero, it is justified to truncate the density f on a symmetric interval $[-L, L]$, see Junike and Pankrashkin (2022). Define

$$v(x) := e^{-rT} g(\exp(x + E[\log(S_T)])), \quad x \in \mathbb{R}.$$

The price of the European option is then given by

$$e^{-rT} E[g(S_T)] = \int_{\mathbb{R}} v(x) f(x) dx.$$

We need some abbreviations to discuss the COS method: for $L > 0$ let $f_L := 1_{[-L, L]} f$. Define the basis functions

$$e_k(x) = \cos\left(k\pi \frac{x+L}{2L}\right), \quad k = 0, 1, \dots$$

and the Fourier coefficients of f_L are given by a_k and approximated by c_k , where

$$a_k := \frac{1}{L} \int_{-L}^L f(x) e_k(x) dx \quad \text{and} \quad c_k := \frac{1}{L} \int_{\mathbb{R}} f(x) e_k(x) dx, \quad k = 0, 1, \dots$$

Observe

$$c_k = \frac{1}{L} \Re \left\{ \varphi\left(\frac{k\pi}{2L}\right) e^{i\frac{k\pi}{2}} \right\}, \quad k = 0, 1, \dots,$$

i.e. the coefficients c_k can be obtained explicitly if φ is given in closed-form. Here, $\Re(z)$ denotes the real part of a complex number z . For $0 < M \leq L$ define

$$v_k := \int_{-M}^M v(x) e_k(x) dx, \quad k = 0, 1, \dots \quad (2)$$

To keep the notation simple, we suppress the dependence of e_k and c_k on L and the dependence of v_k on M . The COS method states that the price of the European option can be approximated by

$$\int_{\mathbb{R}} v(x) f(x) dx \approx \int_{-M}^M v(x) \sum_{k=0}^N c_k e_k(x) dx = \sum_{k=0}^N c_k v_k, \quad (3)$$

where \sum' indicates that the first summand (with $k = 0$) is weighted by one-half. The coefficients c_k are given in closed-form when φ is given analytically

and the coefficients v_k can also be computed explicitly in important cases, e.g. for plain vanilla European put or call options and digital options, see for instance appendix in Junike and Pankrashkin (2022). This makes the COS method numerically very efficient and robust.

To give the approximation in line (3) a precise meaning, we need a bound for the term

$$B(L) := \sum_{k=0}^{\infty} \frac{1}{L} \left| \int_{\mathbb{R} \setminus [-L, L]} f(x) \cos \left(k\pi \frac{x+L}{2L} \right) dx \right|^2, \quad L > 0. \quad (4)$$

Junike and Pankrashkin (2022) called integrable functions f with $B(L) \rightarrow 0$, $L \rightarrow \infty$ *COS-admissible*. The term $\sqrt{B(L)}$ is equal to third term at the right-hand-side of Inequality (1).

The class of COS-admissible densities is very large, in particular it includes bounded densities with existing first and second moments. The next Lemma 2.1 is taken from Junike and Pankrashkin (2022). Theorem 3.6 and Theorem 3.10 apply Lemma 2.1 and provide explicit formulas for the parameters M , L and N of the COS method for densities with semi-heavy tails and heavy tails, respectively.

Lemma 2.1. *Let f be integrable and COS-admissible. Let $v : \mathbb{R} \rightarrow \mathbb{R}$ be bounded, with $|v(x)| \leq K$ for all $x \in \mathbb{R}$ and some $K > 0$. Let $\varepsilon > 0$. Let $M > 0$ so that*

$$\int_{\mathbb{R} \setminus [-M, M]} v(x)f(x)dx \leq \frac{\varepsilon}{2}.$$

Define $\xi = \sqrt{2MK}$. Let $L \geq M$ so that

$$\|f - f_L\|_2 \leq \frac{\varepsilon}{6\xi}, \quad \text{and} \quad \sqrt{B(L)} \leq \frac{\varepsilon}{6\xi}.$$

Choose N_L large enough so that

$$\left\| f_L - \sum_{k=0}^N {}'a_k e_k \right\|_2 \leq \frac{\varepsilon}{6\xi}.$$

Then it holds for all $N \geq N_L$ that

$$\left| \int_{\mathbb{R}} v(x)f(x)dx - \sum_{k=0}^N {}'c_k v_k \right| \leq \varepsilon.$$

Proof. Junike and Pankrashkin (2022, Cor. 8). □

Often, it is fine to choose $M = L$, e.g. when applying the COS method to densities with semi-heavy tails. However, if the density has heavy tails, it is usually numerically more efficient to choose L and M differently.

The main requirement for applying the COS method is the availability of the characteristic function in closed-form. Many models satisfy this requirement and we list a some examples:

- BS** the Black-Scholes model with volatility σ , see Black and Scholes (1973),
- MJD** the Merton jump diffusion model with intensity $\eta > 0$, instantaneous variance of returns (conditional on no arrival of jumps) $\sigma > 0$, expected percentage jump-size $\kappa \in (-1, \infty)$ and standard deviation of the logarithmic jumps $\delta > 0$, see Merton (1976),
- Heston** the Heston model with speed of mean-reversion $\kappa > 0$, level of mean-reversion $\eta > 0$, vol of var $\theta > 0$, initial vol $v_0 > 0$ and correlation $\rho \in [-1, 1]$, see Heston (1993),
- VG** the variance gamma model with parameters $\sigma > 0$, $\theta \in \mathbb{R}$ and $\nu > 0$, see Madan et al. (1998),
- NIG** the normal inverse Gaussian model with parameters $\alpha > 0$, $\beta \in (-\alpha, \alpha)$ and $\delta > 0$, see Barndorff-Nielsen (1997) and Schoutens (2003, Sec. 5.3.8).
- CGMY** the CGMY model with parameters $C > 0$, $G > 0$, $M > 0$, $Y < 2$, see Carr et al. (2002),
- FMLS** the Finite Moment Log Stable model with parameters $\sigma > 0$ and $\alpha \in (1, 2)$, see Carr and Wu (2003).

To use the COS method, two parameters must be specified: $L > 0$ to define the truncation range and $N \in \mathbb{N}$ to set the number of terms. The former can be estimated by making assumptions on the tail-behavior of the density. The latter depends on the smoothness of the density.

The densities of the models listed above have the following properties regarding tail-behavior and smoothness: The density of the log-returns in the BS, NIG, Heston models and the CGMY model with parameter $Y \in (0, 1)$, is infinitely many times differentiable and has semi-heavy tails, i.e. the tails decay exponentially, see Küchler and Tappe (2013); Asmussen (2022); Albin and Sundén (2009); Schoutens (2003); Dragulescu and Yakovenko (2002).

The density of the VG model at time $T > 0$ has semi-heavy tails, see Albin and Sundén (2009, Example 7.5) and is $(J + 1)$ -times continuously differentiable if $J + 2 < \frac{2T}{\nu}$, see Küchler and Tappe (2008, Thm. 4.1).

The stable law has been used to model stock prices since Mandelbrot (1963) and Fama (1965). The density of the FMLS model also belongs to the family of stable densities with maximum negative skewness. It is infinitely many times differentiable and has a heavy left tail with Pareto index α , i.e. the left tail decays like $|x|^{-1-\alpha}$, $x \rightarrow -\infty$, but the right tail decays exponentially, see Carr and Wu (2003). This makes the FMLS very attractive from a theoretical point of view: put and call option prices and all moments of the underlying stock price S_T exist. The expectation of the log-returns also exists, but the log-returns do not have finite variance. Fitting the FMLS model to real market data shows very satisfactory results, see Carr and Wu (2003).

3 How to find M , L and N

We summarize the assumptions about the density f of the log-returns in order to find explicit expressions for L and N .

Let $\mathbb{N}_0 = \{0\} \cup \mathbb{N}$ and $J \in \mathbb{N}_0$. We denote by $C_b^{J+1}(\mathbb{R})$ the $(J+1)$ -times, continuously differentiable functions from \mathbb{R} to \mathbb{R} which are bounded with bounded derivatives.

By $f^{(j)}$ we denote the j^{th} -derivative of f . We use the convention $f^{(0)} \equiv f$. We denote by $H_j > 0$ a bound for $f^{(j)}$, i.e. $|f^{(j)}(x)| \leq H_j$, $x \in \mathbb{R}$.

Let $C_1, C_2, C_3 > 0$ be suitable constants. Let $L_0 > 0$ be large enough. Suppose that f satisfies one of the following assumptions:

Assumption A: $f \in C_b^{J+1}(\mathbb{R})$ is integrable and f has semi-heavy tails, i.e.

$$|f^{(j)}(x)| \leq C_1 e^{-C_2|x|}, \quad j = 0, \dots, J+1, \quad |x| \geq L_0. \quad (5)$$

Assumption B: $f \in C_b^{J+1}(\mathbb{R})$ is integrable and f has heavy tails with index $\alpha > 0$, i.e.

$$|f^{(j)}(x)| \leq C_3 |x|^{-1-\alpha-j}, \quad j = 0, \dots, J+1, \quad |x| \geq L_0. \quad (6)$$

We use the following abbreviations: the maximum of two real numbers x, y , is denoted by $x \vee y$. For $L > 0$ we define $f_L := 1_{[-L, L]} f$. By Γ we denote the gamma function

$$\Gamma(z) = \int_0^\infty u^{z-1} e^{-u} du, \quad \Re(z) > 0.$$

The following lemma allows to bound the series-truncation error, which depends only on the choice of N . It is known in a similar form in the literature, see e.g. Theorem 1.39 in Plonka et al. (2018), Theorem 4.2 in Wright et al. (2015) or Theorem 6 in Boyd (2001) and can be proved by integration by parts. It is usually stated for functions with range $[-1, 1]$ or $[0, 2\pi]$. Here, we explicitly need the dependence of the series-truncation error on the truncation range $[-L, L]$, so we give the full proof.

Lemma 3.1. *Let $J \in \mathbb{N}_0$. If $f \in C_b^{J+1}(\mathbb{R})$ it holds for $J \geq 1$*

$$\left\| f_L - \sum_{k=0}^N {}'a_k e_k \right\|_2 \leq \sum_{j=1}^J \frac{2^{j+1}}{j\pi^{j+1}} \frac{L^j}{N^j} \left(|f^{(j)}(-L)| + |f^{(j)}(L)| \right) + \frac{2^{J+2} H_{J+1}}{J\pi^{J+1}} \frac{L^{J+1}}{N^J} \quad (7)$$

and for $J = 0$

$$\left\| f_L - \sum_{k=0}^N {}'a_k e_k \right\|_2 \leq \frac{4H_1}{\pi} \frac{L}{\sqrt{N}}.$$

Proof. It holds for any $\nu > 0$ by integration by parts, see Lyness (1971, Eq. 1.3),

$$\begin{aligned} \int_{-L}^L f(x) e^{i\nu x} dx &= \sum_{j=0}^J \frac{i^{j+1}}{\nu^{j+1}} \left(e^{-i\nu L} f^{(j)}(-L) - e^{i\nu L} f^{(j)}(L) \right) \\ &\quad + \frac{i^{J+1}}{\nu^{J+1}} \int_{-L}^L f^{(J+1)}(x) e^{i\nu x} dx. \end{aligned} \quad (8)$$

For $k \in \mathbb{N}$, we apply Equation (8) for $\nu := \frac{k\pi}{2L}$. Then it follows that

$$\begin{aligned} |a_k| &= \frac{1}{L} \left| \int_{-L}^L f(x) \cos \left(k\pi \frac{x+L}{2L} \right) dx \right| \\ &= \frac{1}{L} \left| \Re \left\{ e^{i\frac{k\pi}{2}} \int_{-L}^L f(x) e^{i\frac{k\pi}{2L}x} dx \right\} \right| \\ &= \frac{1}{L} \left| \Re \left\{ \sum_{j=0}^J i^{j+1} \frac{(2L)^{j+1}}{(k\pi)^{j+1}} \left(f^{(j)}(-L) - (-1)^k f^{(j)}(L) \right) \right. \right. \\ &\quad \left. \left. + e^{i\frac{k\pi}{2}} i^{J+1} \frac{(2L)^{J+1}}{(k\pi)^{J+1}} \int_{-L}^L f^{(J+1)}(x) e^{i\frac{k\pi}{2L}x} dx \right\} \right| \\ &\leq \sum_{j=1}^J \frac{2^{j+1}}{\pi^{j+1}} \frac{L^j}{k^{j+1}} \left(|f^{(j)}(-L)| + |f^{(j)}(L)| \right) + \frac{2^{J+2} H_{J+1}}{\pi^{J+1}} \frac{L^{J+1}}{k^{J+1}}. \end{aligned}$$

Observe:

$$\left\| f_L - \sum_{k=0}^N a_k e_k \right\|_2 = \sqrt{\sum_{k=N+1}^{\infty} |a_k|^2} \leq \sum_{k=N+1}^{\infty} |a_k|. \quad (9)$$

By the integral test for convergence

$$\sum_{k=N+1}^{\infty} \frac{1}{k^{j+1}} \leq \int_N^{\infty} x^{-j-1} dx = \frac{1}{j} N^{-j}, \quad j \geq 1, \quad (10)$$

which implies Eq. (7) for $J \geq 1$. If $J = 0$, apply the first Equality from (9) and the Inequality (10). \square

Given $L > 0$, we need an estimate for H_{J+1} to find an upper bound for the series truncation error by Inequality (7). L can be found by applying Markov's inequality, see Junike and Pankrashkin (2022) or Theorem 3.6 below. Next, we provide ideas and examples for estimating H_{J+1} . If $f \in C_b^{J+1}(\mathbb{R})$ is a density with characteristic function φ , then it holds that

$$H_j := \sup_{x \in \mathbb{R}} |f^{(j)}(x)| \leq \frac{1}{2\pi} \int_{\mathbb{R}} |u|^j |\varphi(u)| du, \quad j = 0, 1, \dots, J+1. \quad (11)$$

The Inequality (11) provides explicit expressions for the term H_j , $j = 0, \dots, J+1$ for several models as the next examples show. The right-hand-side of Inequality (11) can also be solved numerically, this is done in Section 5.1.

Example 3.2. The density $f_{\text{Stable}} \in C_b^\infty(\mathbb{R})$ of the family of stable distributions with stability parameter $\alpha \in (0, 2]$, skewness $\beta \in [-1, 1]$, scale $c > 0$ and location $\theta \in \mathbb{R}$ has characteristic function

$$u \mapsto \exp(iu\theta - |uc|^\alpha(1 - i\beta \text{sgn}(u)\Phi_\alpha(u))),$$

$$\Phi_\alpha(u) = \begin{cases} \tan \frac{\pi\alpha}{2} & , \alpha \neq 1 \\ -\frac{2}{\pi} \log(|u|) & , \alpha = 1. \end{cases}$$

It follows by Inequality (11) that

$$\begin{aligned} \sup_{x \in \mathbb{R}} |f_{\text{Stable}}^{(j)}(x)| &\leq \frac{1}{\pi\alpha c^{j+1}} \int_0^\infty t^{\frac{j+1}{\alpha}-1} e^{-t} dt \\ &\leq \frac{\Gamma\left(\frac{j+1}{\alpha}\right)}{\pi\alpha c^{j+1}}, \quad j = 0, 1, 2, \dots \end{aligned} \quad (12)$$

Example 3.3. In the BS model with volatility $\sigma > 0$, the centralized log-returns at time $T > 0$ have Gaussian density f_{BS} with mean zero and variance $\sigma^2 T$. Since the normal distribution is a member of the stable distributions, we obtain with the help of Equation (12) that

$$\sup_{x \in \mathbb{R}} |f_{\text{BS}}^{(j)}(x)| \leq \begin{cases} j! \left(\sigma^{j+1} T^{\frac{j+1}{2}} \sqrt{2\pi} 2^{\frac{j}{2}} \left(\frac{j}{2}\right)! \right)^{-1} & , j = 0, 2, 4, 6, \dots \\ 2^{\frac{j-1}{2}} \left(\frac{j-1}{2}\right)! \left(\sigma^{j+1} T^{\frac{j+1}{2}} \pi \right)^{-1} & , j = 1, 3, 5, \dots \end{cases}$$

Example 3.4. In the FMLS model with parameters $\alpha \in (1, 2)$ and $\sigma > 0$, the centralized log-returns at time $T > 0$ are stably distributed with stability parameter α , skewness $\beta = -1$, scale $c = \sigma T^{\frac{1}{\alpha}}$, and location $\theta = 0$, see Carr et al. (2002). An upper bound for the density f_{FMLS} of the log-returns and its derivatives can be obtained directly from Inequality (12).

Example 3.5. In the symmetric NIG model with parameters $\alpha > 0$, $\beta = 0$ and $\delta > 0$, the centralized log-returns at time $T > 0$ have density $f_{\text{NIG}} \in C_b^\infty(\mathbb{R})$, whose characteristic function is given by

$$u \mapsto \exp\left(-\delta T \sqrt{\alpha^2 + u^2} + \delta T \alpha\right), \quad u \in \mathbb{R}, \quad \alpha > 0, \quad \delta > 0,$$

see Barndorff-Nielsen (1997) and Schoutens (2003, Sec. 5.3.8). We obtain by Equation (11) and using $\alpha^2 + u^2 \geq u^2$ that

$$\sup_{x \in \mathbb{R}} |f_{\text{NIG}}^{(j)}(x)| \leq \frac{e^{T\delta\alpha} j!}{\pi (T\delta)^{j+1}}, \quad j = 0, 1, 2, \dots$$

In Theorem 3.6 we provide explicit formulas for N and L when f satisfies Assumption A, to ensure that the COS method approximates the true price within a predefined error tolerance $\varepsilon > 0$. Theorem 3.6 extends Junike and Pankrashkin (2022, Cor. 9).

Theorem 3.6. *(M , L and N for densities with semi-heavy tails). Let $v : \mathbb{R} \rightarrow \mathbb{R}$ be bounded, with $|v(x)| \leq K$ for all $x \in \mathbb{R}$ and some $K > 0$. Let $\varepsilon > 0$ be small enough. Suppose $J \in \mathbb{N}_0$ and f satisfies Assumption A and is a density. For some even $n \in \mathbb{N}$ let*

$$L = M = \sqrt[n]{\frac{2K\mu_n}{\varepsilon}}, \quad (13)$$

where μ_n is the n^{th} -moment of f , i.e.

$$\mu_n = \frac{1}{i^n} \left. \frac{\partial^n}{\partial u^n} \varphi(u) \right|_{u=0}. \quad (14)$$

Let $\xi = \sqrt{2MK}$. If $J \geq 1$ let $j \in \{1, \dots, J\}$ and

$$N \geq \frac{4L}{\pi} \vee \left(\frac{2^{j+3} H_{j+1} L^{j+1}}{j \pi^{j+1}} \frac{6\xi}{\varepsilon} \right)^{\frac{1}{j}}. \quad (15)$$

If $J = 0$ let

$$N \geq \left(\frac{4H_1 L}{\pi} \frac{6\xi}{\varepsilon} \right)^2. \quad (16)$$

In both cases it holds that

$$\left| \int_{\mathbb{R}} v(x) f(x) dx - \sum_{k=0}^N c_k v_k \right| \leq \varepsilon. \quad (17)$$

Proof. The n^{th} -moment of f can be obtained from the n^{th} derivative of the characteristic function of f by Equation (14). It holds by Markov's inequality and the definition of M that

$$\int_{\mathbb{R} \setminus [-M, M]} |v(x) f(x)| dx \leq K \int_{\mathbb{R} \setminus [-M, M]} f(x) dx \leq K \frac{\mu_n}{M^n} \leq \frac{\varepsilon}{2}. \quad (18)$$

For ε small enough, M is large enough so that Assumption A holds, i.e. $L_0 \leq M \leq L$. Further,

$$\begin{aligned} \|f - f_L\|_2 &\leq \sqrt{2C_1^2 \int_L^\infty e^{-2C_2 x} dx} \\ &= \frac{C_1}{\sqrt{C_2}} e^{-C_2 L} \\ &\leq \frac{\varepsilon}{6\xi}, \end{aligned} \quad (19)$$

the last inequality holds true if

$$L \geq -\frac{1}{C_2} \log \left(\frac{\sqrt{C_2}}{C_1} \frac{\varepsilon}{6\xi} \right). \quad (20)$$

Proposition 2 in Junike and Pankrashkin (2022) shows that

$$B(L) \leq \frac{2}{3} \frac{\pi^2}{L^2} \int_{\mathbb{R} \setminus [-L, L]} |xf(x)|^2 dx.$$

We then have

$$\begin{aligned} \sqrt{B(L)} &\leq \sqrt{\frac{4}{3} \frac{\pi^2 C_1^2}{L^2} \int_L^\infty x^2 e^{-2C_2 x} dx} \\ &= \frac{2\pi C_1}{\sqrt{6C_2}} e^{-C_2 L} \sqrt{1 + \frac{1}{LC_2} + \frac{1}{2L^2 C_2^2}} \\ &\leq \frac{2\pi C_1}{\sqrt{6C_2}} \sqrt{1 + \frac{1}{MC_2} + \frac{1}{2M^2 C_2^2}} e^{-C_2 L} \\ &\leq \frac{\varepsilon}{6\xi}, \end{aligned} \quad (21)$$

the last inequality holds true if

$$L \geq -\frac{1}{C_2} \log \left(\left(\frac{2\pi C_1}{\sqrt{6C_2}} \sqrt{1 + \frac{1}{MC_2} + \frac{1}{2M^2 C_2^2}} \right)^{-1} \frac{\varepsilon}{6\xi} \right). \quad (22)$$

Assume $J \geq 1$. By Equation (15) we have $\frac{\pi}{4} \geq \frac{L}{N}$ and it follows that

$$\begin{aligned} &\sum_{j=1}^J \frac{2^{j+1}}{j\pi^{j+1}} \frac{L^j}{N^j} \left(|f^{(j)}(-L)| + |f^{(j)}(L)| \right) \\ &\leq \frac{8}{\pi^2} C_1 e^{-C_2 L} \frac{L}{N} \sum_{k=0}^\infty \left(\frac{2L}{\pi N} \right)^k \\ &\leq \frac{8}{\pi^2} C_1 e^{-C_2 L} \frac{\pi}{4} \frac{1}{1 - \frac{2L}{\pi N}} \\ &\leq \frac{4C_1}{\pi} e^{-C_2 L} \leq \frac{\varepsilon}{12\xi}, \end{aligned}$$

the last inequality holds true if

$$L \geq -\frac{1}{C_2} \log \left(\frac{\pi}{4C_1} \frac{\varepsilon}{12\xi} \right). \quad (23)$$

By Equation (13), L is of order $\varepsilon^{-\frac{1}{\pi}}$. Hence, for ε small enough, Inequalities (20), (22) and (23) are indeed satisfied because the right-hand-sides of those

Inequalities are of order $\log(\varepsilon)$. By the definition of N in Equation (15), we also have

$$\frac{2^{j+2}H_{j+1}}{j\pi^{j+1}} \frac{L^{j+1}}{N^j} \leq \frac{\varepsilon}{12\xi}.$$

By Lemma 3.1 it follows that that

$$\left\| f_L - \sum_{k=0}^N a_k e_k \right\|_2 \leq \frac{\varepsilon}{6\xi}. \quad (24)$$

As $B(L) \rightarrow 0$, $L \rightarrow \infty$, f is COS-admissible. Apply Lemma 2.1 arrive at Equation (17). Now assume $J = 0$. By the definition of N in Equation (16), Lemma 3.1 implies again Inequality (24). Apply as before Lemma 2.1 to conclude. \square

Remark 3.7. If v is a European put option, K can be set to the strike of the option. ε denotes some error tolerance. Numerical experiments in Junike and Pankrashkin (2022) suggest to choose $n \in \{4, 6, 8\}$ for μ_n . According to Theorem 3.6, any $j \in \{1, \dots, J\}$ is allowed to define N by Equation (15). In the applications, one could minimize N over all admissible j . But this could be time-consuming and in Sections (5.1) and (5.3) we set j to a fixed value. The bounds H_j are explicitly known for some models, see Examples 3.5, 3.3 and 3.4 and can also be obtained numerically, see Section 5.1. Section 5 contain examples indicating that the bound in Equation (15) is often sharp and very useful in applications.

To extend Theorem 3.6 to the case that f satisfies Assumption B, i.e. f has heavy tails, we need a bound for the term $B(L)$, see Equation (4). Proposition 2 in Junike and Pankrashkin (2022) provides a bound for $B(L)$, but we cannot apply it to all densities of the stable distributions because the assumptions in that Proposition are not satisfied for all stability parameters $\alpha \in (0, 2]$ of the stable law. Therefore, we need the following lemma:

Lemma 3.8. *Let $f \in C_b^1(\mathbb{R})$ be an unimodal and integrable such that f is square-integrable and*

$$xf^2(x) \rightarrow 0, \quad x \rightarrow \pm\infty.$$

If the mode of f is within $[-L, L]$ then

$$B(L) \leq \frac{1}{L} \left(\int_{\mathbb{R} \setminus [-L, L]} f(x) dx \right)^2 + \frac{8}{3} L (f^2(L) \vee f^2(-L)).$$

Proof. As f is unimodal and the mode is in $[-L, L]$, it follows that

$$f'(x) \geq 0, \quad x \leq -L \quad \text{and} \quad f'(x) \leq 0, \quad x \geq L.$$

It holds $f(x) \rightarrow 0$, $x \rightarrow \pm\infty$ and

$$\int_L^\infty |f'(x)| dx = - \int_L^\infty f'(x) dx = f(L).$$

Note that for all $k \in \mathbb{N}$,

$$\begin{aligned} \int_L^\infty f(x) \cos\left(k\pi \frac{x+L}{2L}\right) dx &= \underbrace{\left[f(x) \sin\left(k\pi \frac{x+L}{2L}\right) \frac{2L}{k\pi} \right]_L^\infty}_{=0} \\ &\quad - \frac{2L}{k\pi} \int_L^\infty f'(x) \sin\left(k\pi \frac{x+L}{2L}\right) dx, \end{aligned}$$

implying

$$\begin{aligned} \frac{1}{L} \left| \int_L^\infty f(x) \cos\left(k\pi \frac{x+L}{2L}\right) dx \right|^2 &= \frac{4}{\pi^2 k^2} L \left| \int_L^\infty f'(x) \sin\left(k\pi \frac{x+L}{2L}\right) dx \right|^2 \\ &\leq \frac{4}{\pi^2 k^2} L f^2(L). \end{aligned}$$

Similarly,

$$\frac{1}{L} \left| \int_{-\infty}^{-L} f(x) \cos\left(k\pi \frac{x+L}{2L}\right) dx \right|^2 \leq \frac{4}{\pi^2 k^2} L f^2(-L).$$

Using

$$\sum_{k=1}^\infty \frac{1}{k^2} = \frac{\pi^2}{6} \quad \text{and} \quad |a+b|^2 \leq 4(a^2 \vee b^2),$$

we arrive at

$$\begin{aligned} &\sum_{k=0}^\infty \frac{1}{L} \left| \int_{\mathbb{R} \setminus [-L, L]} f(x) \cos\left(k\pi \frac{x+L}{2L}\right) dx \right|^2 \\ &\leq \frac{1}{L} \left| \int_{\mathbb{R} \setminus [-L, L]} f(x) dx \right|^2 + 4 \left(\frac{4\pi^2}{6\pi^2} L f^2(L) \vee \frac{4\pi^2}{6\pi^2} L f^2(-L) \right) \\ &= \frac{1}{L} \left| \int_{\mathbb{R} \setminus [-L, L]} f(x) dx \right|^2 + \frac{8}{3} L (f^2(L) \vee f^2(-L)). \end{aligned}$$

□

Example 3.9. If $f \in C_b^1(\mathbb{R})$ satisfies Assumption B and is unimodal it also satisfies the assumption of Lemma 3.8. To see this, note that f is bounded and therefore quadratically integrable. Further,

$$|x f^2(x)| \leq C_3^2 |x|^{-1-2\alpha} \rightarrow 0, \quad x \rightarrow \pm\infty.$$

In Theorem 3.10 we provide explicit formulas for M , N and L if f satisfies Assumption B and is unimodal, to ensure that the COS method approximates the true price within a predefined error tolerance $\varepsilon > 0$. In particular, the density of the stable law is unimodal, see Yamazato (1978).

Theorem 3.10. (M , L and N for densities with heavy tails). Let $v : \mathbb{R} \rightarrow \mathbb{R}$ be bounded, with $|v(x)| \leq K$ for all $x \in \mathbb{R}$ and some $K > 0$. Let $\varepsilon > 0$ be small enough. Suppose $J \in \mathbb{N}$ and f satisfies Assumption B and is unimodal. Let

$$M = \left(\frac{4C_3K}{\varepsilon\alpha} \right)^{\frac{1}{\alpha}}, \quad (25)$$

$\xi := \sqrt{2MK}$ and

$$L = M \vee \left(12C_3 \sqrt{\frac{1}{\alpha^2} + \frac{2\xi}{3\varepsilon}} \right)^{\frac{2}{1+2\alpha}}. \quad (26)$$

Let $j \in \{1, \dots, J\}$ and

$$N \geq \frac{4L}{\pi} \vee \left(\frac{2^{j+3}H_{j+1}L^{j+1}}{j\pi^{j+1}\theta} \frac{6\xi}{\varepsilon} \right)^{\frac{1}{j}}. \quad (27)$$

Then

$$\left| \int_{\mathbb{R}} v(x)f(x)dx - \sum_{k=0}^N c_k v_k \right| \leq \varepsilon. \quad (28)$$

Proof. M is of order $\varepsilon^{-\frac{1}{\alpha}}$. For ε small enough, M is large enough so that Assumption B holds, i.e. $L_0 \leq M \leq L$. The inequality

$$\int_{\mathbb{R} \setminus [-M, M]} |v(x)f(x)|dx \leq K \int_{\mathbb{R} \setminus [-M, M]} f(x)dx \leq \frac{2KC_3}{\alpha} M^{-\alpha} \leq \frac{\varepsilon}{2}$$

is satisfied by the definition of M . A little calculation shows

$$L \geq \left(\frac{\sqrt{26}C_3\xi}{\sqrt{1+2\alpha\varepsilon}} \right)^{\frac{2}{1+2\alpha}},$$

which implies

$$\begin{aligned} \|f - f_L\|_2 &\leq \sqrt{2 \int_L^\infty C_3^2 x^{-2-2\alpha} dx} \\ &= \frac{\sqrt{2}C_3}{\sqrt{1+2\alpha}} L^{-\frac{1+2\alpha}{2}} \\ &\leq \frac{\varepsilon}{6\xi}. \end{aligned}$$

The function f satisfies the condition of Lemma 3.8 by Example 3.9. Using the

bound for $B(L)$ from Lemma 3.8, we obtain

$$\begin{aligned}
\sqrt{B(L)} &\leq \sqrt{\frac{1}{L} \left(2 \int_L^\infty C_3 x^{-1-\alpha} dx \right)^2 + \frac{8}{3} L C_3^2 L^{-2\alpha-2}} \\
&= \sqrt{\frac{4C_3^2}{\alpha^2} L^{-2\alpha-1} + \frac{8}{3} C_3^2 L^{-2\alpha-1}} \\
&= 2C_3 \sqrt{\frac{1}{\alpha^2} + \frac{2}{3}} L^{-\frac{1+2\alpha}{2}} \\
&\leq \frac{\varepsilon}{6\xi},
\end{aligned} \tag{29}$$

the last Inequality holds by the definition of L . As in the proof of Theorem 3.6 one can show that by the definition of N

$$\left\| f_L - \sum_{k=0}^N a_k e_k \right\|_2 \leq \frac{\varepsilon}{6\xi}.$$

As $B(L) \rightarrow 0$, $L \rightarrow \infty$, f is COS-admissible. Apply Lemma 2.1 to conclude. \square

Example 3.11. Recall that the log-returns of the FMLS model are stably distributed. Let F_{Stable} be the cumulative distribution function for the stable density f_{Stable} with stability parameter $\alpha \in (0, 2)$, skewness $\beta \in [-1, 1]$, scale $c > 0$ and location $\theta \in \mathbb{R}$. By Samorodnitsky and Taqqu (2017, Property 1.2.15) it holds that

$$\begin{aligned}
\lim_{x \rightarrow \infty} x^\alpha (1 - F_{\text{Stable}}(x)) &= C_\alpha \frac{1+\beta}{2} c^\alpha, \\
\lim_{x \rightarrow \infty} x^\alpha (F_{\text{Stable}}(-x)) &= C_\alpha \frac{1-\beta}{2} c^\alpha,
\end{aligned}$$

where

$$C_\alpha = \begin{cases} \frac{1-\alpha}{\Gamma(2-\alpha) \cos\left(\frac{\pi\alpha}{2}\right)} & , \alpha \neq 1 \\ \frac{2}{\pi} & , \alpha = 1. \end{cases}$$

For stable densities we therefore suggest to set C_3 in Equation (13) at least as large as $\alpha C_\alpha \frac{1+|\beta|}{2} c^\alpha$ to obtain L . The number of terms N can be found using Equation (27) and the bounds H_j are explicitly given in Example 3.2.

4 Order of Convergence

The main Theorem 4.1 in this section describes the order of convergence of the COS method if we allow $N \rightarrow \infty$ and choose M and L depending on N . We describe only the asymptotic behavior of the COS method and we assume $M = L$ in this section to keep the notation simple. We establish a bound of the

order of convergence of the error of the COS method with parameters L and N , i.e.,

$$\text{err}(L, N) = \left| \int_{\mathbb{R}} v(x)f(x)dx - \sum_{k=0}^N {}'c_k v_k \right|. \quad (30)$$

We use big O notation: for functions $g, h : \mathbb{N} \rightarrow \mathbb{R}$, we write $h(N) = O(g(N))$ as $N \rightarrow \infty$, if the absolute value of $h(x)$ is at most a positive constant multiple of $g(x)$ for all sufficiently large values of N .

Theorem 4.1. *Let $v : \mathbb{R} \rightarrow \mathbb{R}$ be bounded, with $|v(x)| \leq K$ for all $x \in \mathbb{R}$ and some $K > 0$. Assume $J \in \mathbb{N}$.*

(i) Let f satisfy Assumption A. Let $\beta \in \left(0, \frac{2J}{2J+3}\right)$ and $\gamma > 0$. If $L = \gamma N^\beta$ it holds that

$$\text{err}(L(N), N) \leq O\left(N^{-J(1-\beta) + \frac{3}{2}\beta}\right), \quad \text{as } N \rightarrow \infty.$$

(ii) Let f be unimodal and satisfy Assumption B. Let $\beta \in \left(0, \frac{2J}{2J+3+2\alpha}\right)$ and $\gamma > 0$. If $L = \gamma N^\beta$ it holds that

$$\text{err}(L(N), N) \leq O\left(N^{-\alpha\beta}\right), \quad \text{as } N \rightarrow \infty.$$

In both cases we have $\text{err}(L(N), N) \rightarrow 0$, $N \rightarrow \infty$.

Proof. Let $v_L := 1_{[-L, L]}v$. As in the proof of Corollary 8 in Junike and Pankrashkin (2022), one can show that

$$\left| \int_{\mathbb{R}} v(x)f(x)dx - \sum_{k=0}^N {}'c_k v_k \right| \leq A_0(L) + \|v_L\|_2 (A_1(L) + A_2(L, N) + \sqrt{B(L)}), \quad (31)$$

where $B(L)$ as in Equation (4) and

$$\begin{aligned} A_0(L) &= \int_{\mathbb{R} \setminus [-L, L]} |v(x)f(x)|dx \\ A_1(L) &= \|f - f_L\|_2 \\ A_2(L, N) &= \left\| f_L - \sum_{k=0}^N {}'a_k e_k \right\|_2. \end{aligned}$$

We will state upper bounds for A_0 , A_1 and B depending on the tail behaviour of f , i.e. for the different cases i) and ii) in Theorem 4.1. An upper bound for A_2 can be obtained from Lemma 3.1. Note that

$$\|v_L\|_2 \leq \sqrt{2L}K = \sqrt{2\gamma}KN^{\frac{\beta}{2}}.$$

We now proof (i). We have for L large enough

$$A_0(L) \leq 2KC_1 \int_L^\infty e^{-C_2x} dx = \frac{2KC_1}{C_2} e^{-C_2L}.$$

Further, by Inequality (19), it holds that

$$A_1(L) \leq \frac{C_1}{\sqrt{C_2}} e^{-C_2 L}.$$

Assuming $L \geq 1$ and applying Inequality (21), it follows that

$$\sqrt{B(L)} \leq \frac{2\pi C_1}{\sqrt{6C_2}} \sqrt{1 + \frac{1}{C_2} + \frac{1}{2C_2^2}} e^{-C_2 L}.$$

Inequality (7) implies

$$\begin{aligned} A_2(L, N) &\leq \sum_{j=1}^J \frac{2^{j+1}}{j\pi^{j+1}} \frac{L^j}{N^j} (2C_1 e^{-C_2 L}) + \frac{2^{J+2} H_{J+1}}{J\pi^{J+1}} \frac{L^{J+1}}{N^J} \\ &\leq e^{-C_2 L} \sum_{j=1}^J \frac{2^{j+2} C_1 \gamma^j}{j\pi^{j+1}} + \frac{2^{J+2} H_{J+1}}{J\pi^{J+1}} \frac{L^{J+1}}{N^J}, \end{aligned}$$

where we used $\frac{L}{N} \leq \gamma$.

Let $b_1, \dots, b_4 > 0$ be suitable constants. By Inequality (31), it follows for N large enough

$$\begin{aligned} \left| \int_{\mathbb{R}} v(x) f(x) dx - \sum_{k=0}^N c_k^L v_k^M \right| &\leq b_1 e^{-C_2 \gamma N^\beta} + b_2 N^{\frac{\beta}{2}} (b_3 e^{-C_2 \gamma N^\beta} + b_4 N^{\beta(J+1)-J}) \\ &\leq O\left(N^{-J(1-\beta) + \frac{3}{2}\beta}\right), \quad N \rightarrow \infty. \end{aligned} \quad (32)$$

$\beta < \frac{2J}{2J+3}$ implies $-J(1-\beta) + \frac{3}{2}\beta < 0$ and the right-hand-side of (32) converges to zero for $N \rightarrow \infty$.

We show (ii). It holds for L large enough that

$$\begin{aligned} A_0(L) &\leq 2KC_3 \int_L^\infty x^{-1-\alpha} dx \leq \frac{2KC_3}{\alpha} L^{-\alpha}, \\ A_1(L) &\leq \sqrt{2C_3^2 \int_L^\infty x^{-2(1+\alpha)} dx} = \sqrt{\frac{2C_3^2}{1+2\alpha}} L^{-\frac{1}{2}-\alpha} \end{aligned}$$

and using Inequality (29)

$$\sqrt{B(L)} \leq 2C_3 \sqrt{\frac{1}{\alpha^2} + \frac{2}{3}} L^{-\frac{1}{2}-\alpha}.$$

Inequality (7) implies

$$A_2(L, N) \leq \sum_{j=1}^J \frac{2^{j+2} C_3 \gamma^{-1-\alpha}}{j\pi^{j+1}} N^{\beta(-1-\alpha)-j} + \frac{2^{J+2} H_{J+1}}{J\pi^{J+1}} \frac{L^{J+1}}{N^J}.$$

Hence, by Inequality (31), it follows for N large enough and some suitable constants $b_1, \dots, b_4 > 0$ and $a_1, \dots, a_J > 0$ that

$$\begin{aligned}
& \left| \int_{\mathbb{R}} v(x) f(x) dx - \sum_{k=0}^N c_k v_k \right| \\
& \leq b_1 N^{-\alpha\beta} + b_2 N^{\frac{\beta}{2}} \left(b_3 N^{-\beta(\alpha+\frac{1}{2})} + \sum_{j=1}^J a_j N^{\beta(-1-\alpha)-j} + b_4 N^{\beta(J+1)-J} \right) \\
& \leq b_1 N^{-\alpha\beta} + b_2 \left(b_3 N^{-\beta\alpha} + \sum_{j=1}^J a_j N^{-\beta(\alpha+\frac{1}{2})-j} + b_4 N^{\beta(J+\frac{3}{2})-J} \right) \\
& \leq O(N^{-\alpha\beta}), \quad N \rightarrow \infty.
\end{aligned}$$

The last inequality can be seen as follows: as $0 < \beta$, we have

$$-\beta\alpha \geq -\beta\left(\alpha + \frac{1}{2}\right) - j, \quad j = 1, \dots, J.$$

Further, as $\beta \leq \frac{J}{J+\frac{3}{2}+\alpha}$, it follows

$$-\alpha\beta \geq \beta\left(J + \frac{3}{2}\right) - J.$$

□

Remark 4.2. The COS method converges exponentially, i.e. faster than $O(N^{-q})$ for any $q > 0$, if f is smooth and has semi-heavy tails. To see this, let $0 < \beta < 1$ then

$$-J(1 - \beta) + \frac{3}{2}\beta \rightarrow -\infty, \quad J \rightarrow \infty.$$

Remark 4.3. By Theorem 3.10, the COS method converges at least like $N^{-\alpha}$ if f is smooth and has heavy tails with Pareto index $\alpha > 0$. Numerical experiments indicate that the COS method does not converge faster than $O(N^{-\alpha})$ for the FMLS model, see Section 5.4, i.e. the bound in Theorem 3.10(ii) is sharp.

5 Numerical experiments

All numerical experiments are compared with the Carr-Madan formula, see Carr and Madan (1999), which is applicable when the characteristic function of the log-returns is given in closed-form and when $E[S_T^{1+\gamma}]$ is finite for some $\gamma > 0$, called *damping factor*. Unless otherwise stated, we use the Carr-Madan formula with $N = 2^{17}$ terms, we set the damping factor equal to $\gamma = 0.1$, and we use a Fourier truncation range of 1200 to compute the reference prices. We implemented the Carr-Madan formula using Simson's rule without applying the fast Fourier transform.

All numerical experiments are performed on a modern laptop (Intel i7-10750H) using the software R and vectorized code without parallelization.

5.1 BS model

How sharp is the bound for N in Theorem 3.6? For the BS model, we compute L by Equation (13) and N by Equation (15) and compare N with N_{\min} , which is the minimal number of terms such that the absolute difference of the price of the COS method and the Black-Scholes price are less than the error tolerance. Table 1 shows that N is only about 40% larger than N_{\min} .

How can the number of terms N be estimated if there are no closed-form solutions available for the bounds of the derivatives of the density of the log-returns? We suggest solving the right-hand-side of Inequality (11) numerically to obtain H_{j+1} . Here, we use R's *integrate* function with default values. The CPU time of the COS method and the numerical integration routine to obtain H_{j+1} are of similar magnitude, see Table 1.

The value for N does not change when using numerical integration to obtain H_{j+1} compared to the closed-form solution for H_{j+1} from Example 3.3. In this example, $j = 40$ works well. We also use $j = 40$ in Section 5.3.

j	10	20	30	40	50	60	70
N	897	271	200	179	172	170	171
CPU time COS method	0.18	0.09	0.09	0.07	0.08	0.07	0.08
CPU time numeric integration for H_{j+1}	0.15	0.09	0.09	0.10	0.09	0.10	0.09

Table 1: L and N in the BS model for a put option with $T = 1$, $\sigma = 0.2$, $r = 0$, $K = S_0 = 100$ and $\varepsilon = 10^{-8}$ compared to the minimal number of terms $N_{\min} = 120$ of the COS method to stay below the error tolerance. We used $n = 8$ moments to obtain L . CPU time is measured in milliseconds. The COS method with $N_{\min} = 120$ takes about 0.068 milliseconds.

5.2 VG model

Using the VG model as an example, this section shows that Theorem 3.6 does not help in finding the number of terms N for the COS method if the density of the log-returns is not sufficiently smooth.

Let f_{VG} denote the density of the log-returns in the VG model at maturity $T > 0$ with parameters $\sigma > 0$, $\theta = 0$ and $\nu > 0$. If $T < \frac{\nu}{2}$, the density f_{VG} is unbounded and Theorem 3.6 cannot be used to find N . If $T \in (\nu, \frac{3\nu}{2})$, the derivative of f_{VG} is continuous, but the second derivative of f_{VG} is unbounded, see Küchler and Tappe (2008, Thm. 4.1 and Thm. 6.1).

We can apply Theorem 3.6 with $J = 0$ if $T \in (\nu, \frac{3\nu}{2})$ but the value for N is somewhat useless from a practical point of view as the following experiment shows: Consider a European call option and the following parameters:

$$\varepsilon = 0.01, \quad \sigma = 0.1, \quad \nu = 0.2, \quad T = 0.25, \quad S_0 = K = 100, \quad r = 0.$$

By Equation (13), we set $L = 0.91$ using $n = 4$ moments. By numerically optimizing the derivative of the density f_{VG} , we obtain $H_1 = 218$ and Theorem

3.6 suggests $N \approx 8 \cdot 10^{12}$.

We calculated a reference price $\pi_{CM} = 1.809833$ using the Carr-Madan formula. Using the COS method, already $N = 50$ is sufficient to approximate the reference price within the error tolerance.

5.3 FMLS model

In this section, we consider the FMLS model with parameters $\alpha \in (1, 2)$ and $\sigma > 0$ at maturity $T > 0$. Recall that the centralized log-returns at time $T > 0$ have heavy tails and are stably distributed with stability parameter α , skewness $\beta = -1$, scale $c = \sigma T^{\frac{1}{\alpha}}$ and location $\theta = 0$.

Carr and Wu (2003) calibrated the FMLS model to real market data and estimated $\alpha = 1.5597$ and $\sigma = 0.1486$. We test the formulas for L and N for the FMLS model with these parameters for a European call option with the following parameters:

$$\varepsilon = 10^{-2}, \quad T = 1, \quad S_0 = K = 100, \quad r = 0.$$

To apply the COS method we define M and L as in Equations (25) and (26). Motivated by Example 3.11, we suggest to set the variable C_3 appearing in Equation (25) to

$$C_3 := \alpha \frac{1 - \alpha}{\Gamma(2 - \alpha) \cos\left(\frac{\pi\alpha}{2}\right)} \sigma^\alpha T.$$

Figure 1 shows the density of the log-returns in the FMLS model and asymptotic tail behavior, i.e. the function $x \mapsto C_3|x|^{-1-\alpha}$. The left tail does indeed decay like Pareto tails, the asymptotic tail behavior is very close to the density. The right tail decays faster, it decays exponentially, see Carr and Wu (2003).

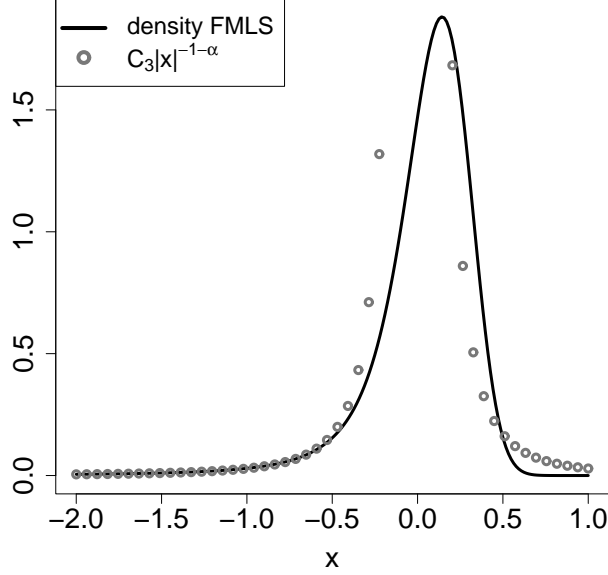


Figure 1: Density of the log-returns in the FMLS model and asymptotic tail behavior.

The reference price is 9.7433708 by the Carr-Madan formula and we confirm the reference price by the COS method with $L = 10^5$ and $N = 10^7$. Using the explicit formula for H_{j+1} from Example 3.4 and Equation (27) find $N = 5451$, where we set $j = 40$. According to Theorem 3.10, any other choice for j is possible but another value for j does not significantly improve N .

Applying Equations (25) and (26), we get $M = 69$ and $L = 176$. With these parameters, the COS method prices the call option within the error tolerance in about 1.5 milliseconds. The minimal N to stay below the error tolerance is $N_{\min} = 1200$ and the CPU time using N_{\min} is about 0.4 milliseconds.

We also apply the Carr-Madan formula with the “default parameters”, see Carr and Madan (1999), which are also recommended by Madan and Schoutens (2016, Sec. 3.1), i.e. 4096 terms, a damping factor equal to 1.5 and a Fourier truncation range of 1024. With these default parameters, the Carr-Madan formula prices the option within the error tolerance in about 1.1 milliseconds.

The value for the CPU time is about three times higher when using Theorem 3.10 to get N compared to the optimized value for N , which is acceptable from our point of view. The computational time of the COS method using Theorem 3.10 and the Carr-Madan formula with standard parameters are of similar magnitude.

5.4 Order of Convergence

In this section, we empirically analyze the order of convergence of the COS method for the BS model with parameter $\sigma > 0$ and the FMLS model with parameters $\alpha \in (1, 2)$ and $\sigma > 0$ and compare the results with Theorem 4.1. We also consider the Cauchy density.

In the BS model, the density of the log-returns is arbitrarily smooth and the tails decay even faster than exponentially. In Figure 2 we analyze how the error of the COS method behaves in the BS model for large N and different choices of L .

In particular, we see that the COS method seems to converge exponentially at the beginning for moderate N if we choose L constant, i.e. independent of N . But for constant L , e.g. $L = 4\sigma$ or $L = 6\sigma$, the COS method does not converge for $N \rightarrow \infty$ but the error remains constant for a certain level of N . This can be explained by Inequality (1). While the second term on the right-hand-side of Inequality (1) converges to zero for $N \rightarrow \infty$ and L fixed, the first and third terms on the right-hand-side of Inequality (1) do not improve as N is increased but L is kept constant.

For large L , such as $L = 20\sigma$, this effect disappears somewhat because the tails of the Gaussian distribution decay so rapidly that, up to fixed-precision arithmetic¹, the Gaussian density can be thought of as a density with finite support. Using arbitrary-precision arithmetic instead should show that even for $L = 20\sigma$, the error of the COS method does not converge to zero for $N \rightarrow \infty$.

If we choose $L = L(N) = \sigma\sqrt{N}$, Theorem 4.1(i) indicates that the error of the COS method converges exponentially to zero. This is confirmed empirically in Figure 2. Other choices for L also work well, e.g. $L = \frac{\sigma}{5}N$.

¹The software package R operates with a precision of 53 bits conforming to the IEC 60559 standard, see R Core Team (2021). R: A language and environment for statistical computing. R Foundation for Statistical Computing, Vienna, Austria. URL <https://www.R-project.org/>.

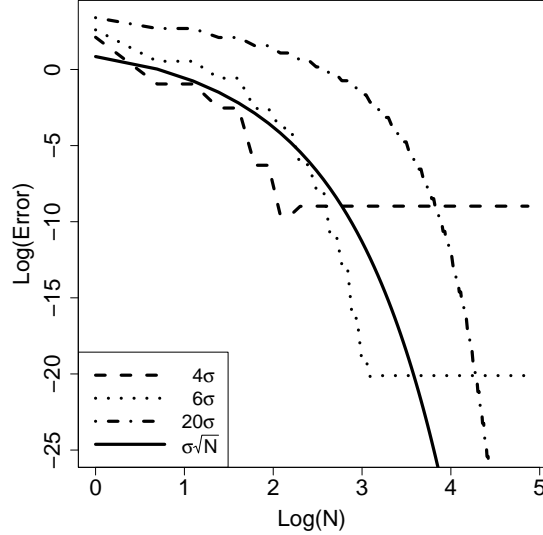


Figure 2: Order of Convergence of the COS method for a call option in the BS model with $\sigma = 0.2$, $T = 1$, $K = S_0 = 100$, $r = 0$ and different choices for the truncation range $[-L, L]$.

We test Theorem 4.1(ii) for the density of the Cauchy distribution and the density of the log-returns in the FMLS model. Both densities belong to the family of stable densities and have heavy tails. In the case of the Cauchy density, we set

$$f_{\text{Cauchy}}(x) = \frac{1}{\pi(1+x^2)} \quad \text{and} \quad v(x) = 1_{(-\infty, 1.23]}(x), \quad x \in \mathbb{R}.$$

The integral $\int_{\mathbb{R}} f_{\text{Cauchy}}(x)v(x)dx$ is equal to the value of the cumulative distribution function of f_{Cauchy} at 1.23 and is given in closed-form. The Pareto index of f_{Cauchy} is $\alpha = 1$.

For the FMLS model we use the parameters $\alpha = 1.5597$ and $\sigma = 0.1486$, these values are taken from Carr and Wu (2003), who calibrated the FMLS model to real market data. We then compute the price of a European call option with maturity $T = 1$, $S_0 = K = 100$ and $r = 0$ using the Carr-Madan formula.

For the Cauchy and the FMLS models, we compute L_{optimal} for a fixed $N \in \mathbb{N}$ minimizing $\text{err}(L, N)$, i.e. for each N we choose the truncation range such that the error of the COS method is minimal, compare with Equation (30). We then compare the empirical order of convergence of $\text{err}(L_{\text{optimal}}(N), N)$ with the theoretical bound $O(N^{-\alpha})$ from Theorem 4.1(ii). In particular, for each $N \in \{2^i, i = 4, 5, \dots, 20\}$ we define

$$L_{\text{optimal}}(N) := \operatorname{argmin}_{L \in \mathbb{L}} \text{err}(L, N),$$

where

$$\mathbb{L} = \{\exp(0.07i), \quad i = 0, 1, \dots, 200\},$$

is a sufficiently fine grid of the interval $[1, 10^6]$. Figure 3 shows L_{optimal} over N for the Cauchy and FMLS model. We see that the relationship between $\log(N)$ and $\log(L_{\text{optimal}})$ is approximately linear with slope 0.95 for the Cauchy model and slope 0.86 for the FMLS model.

In Figures 4 and 5 we compute the order of convergence of the COS method for different strategies to define L . If L is constant, the COS method does not converge at all.

For the Cauchy model, the order of convergence can be estimated from Figure 4 to be $O(N^{-0.92})$, if we choose $L = \frac{1}{10}N$. The order of convergence using L_{optimal} is of similar magnitude. This order of convergence is very close to the theoretical bound of $O(N^{-1})$ predicted by Theorem 4.1(ii).

For the FMLS model the empirical order of convergence is $O(N^{-1.57})$ if we choose $L = \frac{1}{100}N$, which is also very close to its theoretical bound of $O(N^{-1.5597})$ and does not differ much if we use L_{optimal} instead.

In particular the numerical experiments indicate that the order of convergence is not exponential for heavy tail models even though the corresponding densities are arbitrarily smooth.

In Figure 5 we also plot the empirical order of convergence of the Carr-Madan formula for the FMLS model with damping factor of 0.1 and a Fourier truncation range of 1200. The Figure indicates an exponential order of convergence for the Carr-Madan formula.

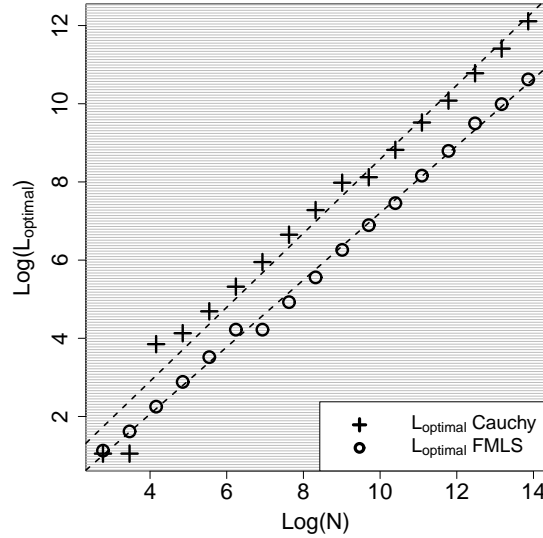


Figure 3: L_{optimal} for Cauchy and FMLS. The horizontal lines corresponds to the grid \mathbb{L} where we searched for the optimal truncation range.

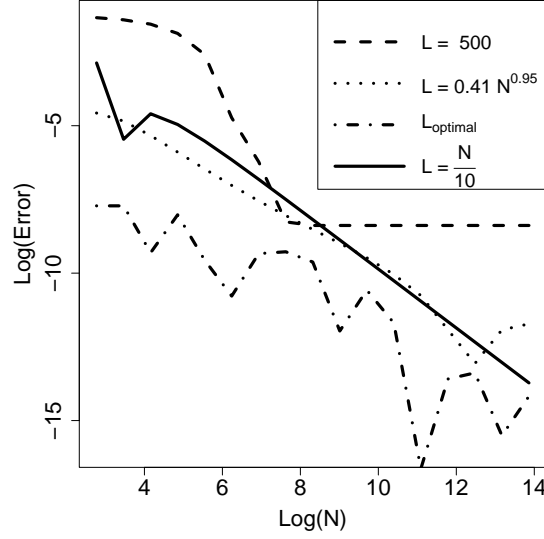


Figure 4: Order of convergence of the COS method for the Cauchy model with different choices for the truncation range $[-L, L]$.

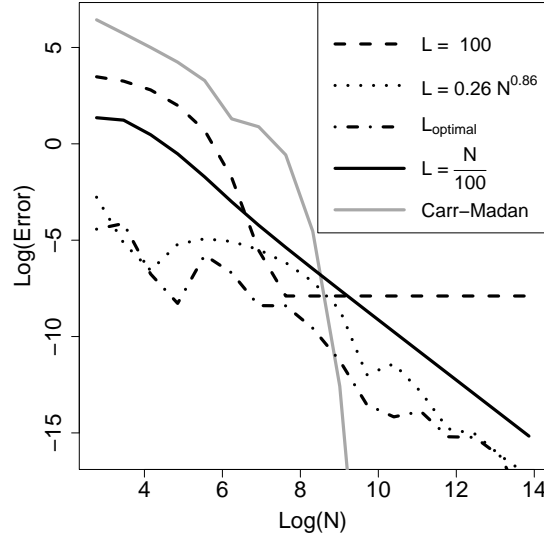


Figure 5: Order of convergence of the COS method for a call option in the FMLS model with $\alpha = 1.5597$, $\sigma = 0.1486$, $T = 1$, $K = S_0 = 100$, $r = 0$ and different choices for the truncation range $[-L, L]$. The reference price is 9.743370825229...

6 Conclusions

In this research we analyzed the COS method, which is used for efficient option pricing. The COS method requires two parameters: the truncation range $[-L, L]$ to truncate the density of the log-returns and the number of terms N to approximate the truncated density by cosine functions. We considered stock price models where the density of the log-returns is smooth and has either semi-heavy tails, i.e. the tails decay exponentially, or heavy tails, i.e. Pareto tails.

In both cases, we found explicit and useful bounds for L and N and showed in numerical experiments the usefulness of these formulas in applications. The densities of the log-returns are smooth for many models in finance, such as the BS, NIG, Heston or FMLS models.

If the density is not differentiable, neither Theorem 3.6 nor 3.10 can be used to find a bound for N . If the density is only differentiable a few times, which is the case for the VG model for some parameters and short maturities, our bound for N is too large to be useful in most practical applications. A solution might be to use the NIG model instead of the VG model. Both are flexible, three-parameter Lévy models.

We further analyzed the order of convergence of the COS method and observed both theoretically and empirically that the models enjoy exponential convergence when the densities of the log-returns are smooth and have semi-heavy tails. However, when the density of the log-returns is smooth and has *heavy tails*, the order of convergence of the COS method can be bounded by $O(N^{-\alpha})$, where $\alpha > 0$ is the Pareto tail index. This is the case, for example, for the FMLS model where $\alpha \in (1, 2)$. Numerical experiments indicate that the bound $O(N^{-\alpha})$ is sharp.

References

- Alessandra Aimi, Chiara Guardasoni, Luis Ortiz-Gracia, and Simona Sanfelici. Fast Barrier Option Pricing by the COS BEM Method in Heston Model (with Matlab Code). *Computational Methods in Applied Mathematics*, (0), 2023.
- J. M. P. Albin and Mattias Sundén. On the asymptotic behaviour of Lévy processes, Part I: Subexponential and exponential processes. *Stochastic processes and their applications*, 119(1):281–304, 2009.
- Søren Asmussen. On the role of skewness and kurtosis in tempered stable (CGMY) Lévy models in finance. *Finance and Stochastics*, 26(3):383–416, 2022.
- Chris Bardgett, Elise Gourier, and Markus Leippold. Inferring volatility dynamics and risk premia from the S&P 500 and VIX markets. *Journal of Financial Economics*, 131(3):593–618, 2019.
- Ole E Barndorff-Nielsen. Normal inverse Gaussian distributions and stochastic volatility modelling. *Scandinavian Journal of Statistics*, 24(1):1–13, 1997.

- Fischer Black and Myron Scholes. The pricing of options and corporate liabilities. *Journal of Political Economy*, 81(3):637–654, 1973.
- John P Boyd. *Chebyshev and Fourier spectral methods*. Courier Corporation, 2001.
- Peter Carr and Dilip Madan. Option valuation using the fast Fourier transform. *Journal of Computational Finance*, 2(4):61–73, 1999.
- Peter Carr and Liuren Wu. The finite moment log stable process and option pricing. *The Journal of Finance*, 58(2):753–777, 2003.
- Peter Carr, Hélyette Geman, Dilip Madan, and Marc Yor. The fine structure of asset returns: An empirical investigation. *The Journal of Business*, 75(2):305–332, 2002.
- Adrian A Dragulescu and Victor M Yakovenko. Probability distribution of returns in the Heston model with stochastic volatility. *Quantitative Finance*, 2(6):443, 2002.
- Eugene F Fama. The behavior of stock-market prices. *The Journal of Business*, 38(1):34–105, 1965.
- Fang Fang and Cornelis W Oosterlee. A novel pricing method for European options based on Fourier-cosine series expansions. *SIAM Journal on Scientific Computing*, 31(2):826–848, 2009a.
- Fang Fang and Cornelis W Oosterlee. Pricing early-exercise and discrete barrier options by Fourier-cosine series expansions. *Numerische Mathematik*, 114(1):27, 2009b.
- Fang Fang and Cornelis W Oosterlee. A Fourier-based valuation method for Bermudan and barrier options under Heston’s model. *SIAM Journal on Financial Mathematics*, 2(1):439–463, 2011.
- Lech A Grzelak and Cornelis W Oosterlee. On the Heston model with stochastic interest rates. *SIAM Journal on Financial Mathematics*, 2(1):255–286, 2011.
- Steven L Heston. A closed-form solution for options with stochastic volatility with applications to bond and currency options. *The Review of Financial Studies*, 6(2):327–343, 1993.
- Gero Junike and Konstantin Pankrashkin. Precise option pricing by the cos method—how to choose the truncation range. *Applied Mathematics and Computation*, 421:126935, 2022.
- Uwe Küchler and Stefan Tappe. On the shapes of bilateral Gamma densities. *Statistics & Probability Letters*, 78(15):2478–2484, 2008.
- Uwe Küchler and Stefan Tappe. Tempered stable distributions and processes. *Stochastic Processes and their Applications*, 123(12):4256–4293, 2013.

- Álvaro Leitao, Cornelis W Oosterlee, Luis Ortiz-Gracia, and Sander M Bohte. On the data-driven COS method. *Applied Mathematics and Computation*, 317:68–84, 2018.
- Shuaiqiang Liu, Anastasia Borovykh, Lech A Grzelak, and Cornelis W Oosterlee. A neural network-based framework for financial model calibration. *Journal of Mathematics in Industry*, 9:1–28, 2019a.
- Shuaiqiang Liu, Cornelis W Oosterlee, and Sander M Bohte. Pricing options and computing implied volatilities using neural networks. *Risks*, 7(1):16, 2019b.
- Roger Lord, Fang Fang, Frank Bervoets, and Cornelis W Oosterlee. A fast and accurate FFT-based method for pricing early-exercise options under Lévy processes. *SIAM Journal on Scientific Computing*, 30(4):1678–1705, 2008.
- J. N. Lyness. Adjusted forms of the Fourier coefficient asymptotic expansion and applications in numerical quadrature. *Mathematics of Computation*, 25(113):87–104, 1971.
- Dilip Madan and Wim Schoutens. *Applied Conic Finance*. Cambridge University Press, 2016.
- Dilip Madan, Peter P Carr, and Eric C Chang. The variance gamma process and option pricing. *Review of Finance*, 2(1):79–105, 1998.
- Benoit B Mandelbrot. The variation of certain speculative prices. *The Journal of Business*, 38(1):394–419, 1963.
- Robert C Merton. Option pricing when underlying stock returns are discontinuous. *Journal of Financial Economics*, 3(1-2):125–144, 1976.
- Cornelis W Oosterlee and Lech A Grzelak. *Mathematical modeling and computation in finance: with exercises and Python and MATLAB computer codes*. World Scientific, 2019.
- Luis Ortiz-Gracia and Cornelis W Oosterlee. Robust pricing of European options with wavelets and the characteristic function. *SIAM Journal on Scientific Computing*, 35(5):B1055–B1084, 2013.
- Luis Ortiz-Gracia and Cornelis W Oosterlee. A highly efficient Shannon wavelet inverse Fourier technique for pricing European options. *SIAM Journal on Scientific Computing*, 38(1):B118–B143, 2016.
- Gerlind Plonka, Daniel Potts, Gabriele Steidl, and Manfred Tasche. *Numerical Fourier Analysis*. Springer, 2018.
- Marjon J Ruijter and Cornelis W Oosterlee. Two-dimensional Fourier cosine series expansion method for pricing financial options. *SIAM Journal on Scientific Computing*, 34(5):B642–B671, 2012.

- Gennady Samorodnitsky and Murad S Taqqu. *Stable non-Gaussian random processes: stochastic models with infinite variance: stochastic modeling*. Routledge, 2017.
- Wim Schoutens. *Lévy Processes in Finance: Pricing Financial Derivatives*. Wiley Online Library, 2003.
- Grady B Wright, Mohsin Javed, Hadrien Montanelli, and Lloyd N Trefethen. Extension of Chebfun to periodic functions. *SIAM Journal on Scientific Computing*, 37(5):C554–C573, 2015.
- Makoto Yamazato. Unimodality of infinitely divisible distribution functions of class L. *The Annals of Probability*, (6):523–531, 1978.
- Bowen Zhang and Cornelis W Oosterlee. Efficient pricing of European-style Asian options under exponential Lévy processes based on Fourier cosine expansions. *SIAM Journal on Financial Mathematics*, 4(1):399–426, 2013.