

Integer Programming Approaches for Distributionally Robust Chance Constraints with Adjustable Risks

Yiling Zhang

Industrial and Systems Engineering, University of Minnesota, yiling@umn.edu

We study distributionally robust chance-constrained programs (DRCCPs) with individual chance constraints under a Wasserstein ambiguity. The DRCCPs treat the risk tolerances associated with the distributionally robust chance constraints (DRCCs) as decision variables to trade off between the system cost and risk of violations by penalizing the risk tolerances in the objective function. The introduction of adjustable risks, unfortunately, leads to NP-hard optimization problems. We develop integer programming approaches for individual chance constraints with uncertainty either on the right-hand side or on the left-hand side. In particular, we derive mixed integer programming reformulations for the two types of uncertainty to determine the optimal risk tolerance for the chance constraint. Valid inequalities are derived to strengthen the formulations. We test diverse instances of diverse sizes.

Key words: Distributionally robust optimization, Chance-constrained programming, Wasserstein metric, Mixed-integer programming, Adjustable risk

History:

1. Introduction

In many planning and operational problems, chance constraints are often used for ensuring the quality of service (QoS) or system reliability. For example, chance constraints can be used to restrict the risk of under-utilizing renewable energy in power systems (e.g., Ma et al. 2019, Zhang and Dong 2022), to constrain the risk of loss in portfolio optimization (e.g., Lejeune and Shen 2016), and to impose the probability of satisfying demand in humanitarian relief networks (e.g., Elçi et al. 2018). In particular, with a predetermined risk tolerance $\alpha \in [0, 1]$, a generic chance constraint is formulated in the following form.

$$\mathbb{P}_f(T(\xi)x \geq q(\xi)) \geq 1 - \alpha,$$

where $x \in \mathbb{R}^d$ and the probability of violating the constraint $T(\xi)x \geq q(\xi)$ is no more than α with a random vector $\xi \in \mathbb{R}^l$ following distribution f . The technology matrix is obtained using a function $T(\xi) : \mathbb{R}^l \mapsto \mathbb{R}^{m \times d}$ and the right-hand side (RHS) is a function $q(\xi) : \mathbb{R}^l \mapsto \mathbb{R}^m$.

When an accurate estimate of the underlying distribution f is not accessible, *distributionally robust optimization* (DRO) provides tools to accommodate incomplete distributional information. Instead of assuming a known underlying distribution, DRO considers a prescribed set \mathcal{D} of probability distributions, termed as an *ambiguity set*. The distributionally robust variant of chance constraint (1) is as follows.

$$\inf_{f \in \mathcal{D}} \mathbb{P}_f(T(\xi)x \geq q(\xi)) \geq 1 - \alpha.$$

In the distributionally robust chance constraint (DRCC), α represents the worst-case probability of violating constraints $T(\xi)x \geq q(\xi)$ with respect to the ambiguity set \mathcal{D} .

In many system planning and operational problems, a higher value of the probability $1 - \alpha$ can lead to potentially better customer satisfactions and/or a lower probability of unfavorable events. However, a too-large $1 - \alpha$ may lead to problem infeasibility and requires additional resources and operational costs (e.g., Ma et al. 2019). To find a proper balance between the cost and reliability objectives, alternatively, in this paper, we consider DRCC problems with an adjustable risk, where the risk tolerance α is treated as a variable.

In particular, with a variable risk tolerance α , we consider

$$z_0 := \min_{x \in \mathcal{X}, \alpha} c^\top x + g(\alpha) \tag{1a}$$

$$\text{s.t. } \inf_{f \in \mathcal{D}} \mathbb{P}_f(T(\xi)x \geq q(\xi)) \geq 1 - \alpha \tag{1b}$$

$$\alpha \in [0, \bar{\alpha}], \tag{1c}$$

The risk tolerance α is upper bounded by a parameter $\bar{\alpha} < 1$. The parameter $\bar{\alpha}$ is predetermined and can be viewed as the most risk of unfavorable events that the decision maker is willing to take. The objective trades off between the system cost $c^\top x$ with $c \in \mathbb{R}^d$ and the (penalty) cost of allowed violation risk $g(\alpha) : [0, \bar{\alpha}] \rightarrow \mathbb{R}_0^+$. The risk cost function $g(\alpha)$ is assumed monotonically increasing in α . While outside of the paper's scope, the choice of the function $g(\alpha)$ is complicated and problem-dependent. For instance, in vertiport planning, the risk level $1 - \alpha$ can be interpreted as service adoption rate. With a uniform price per ride, $g(\alpha)$ is a linear function of the adoption rate.

In the following, we focus on individual chance constraints, i.e., $m = 1$: (1) with RHS uncertainty – a fixed technology matrix $T(\xi) = T \in \mathbb{R}^d$ and a random RHS $q(\xi) = \xi \in \mathbb{R}$ following a univariate distribution ($l = 1$); and (2) with left-hand side (LHS) uncertainty – a random technology matrix $T(\xi) : \mathbb{R}^l \mapsto \mathbb{R}^d$ and a fixed RHS $q(\xi) = q \in \mathbb{R}$. For the LHS uncertainty, we specify the technology matrix $T(\xi)$ by assuming that $T(\xi)$ are affinely dependent on ξ , i.e., $T(\xi) = \xi^\top \bar{A} + \bar{b}^\top$. Under this uncertainty setting, we can reformulate constraint $T(\xi)x \geq q$ as follows:

$$T(\xi)x \geq q \Leftrightarrow \xi^\top \bar{A}x + \bar{b}^\top x \geq q \Leftrightarrow A(x)\xi \geq b(x),$$

where scalar function $b(x) = q - \bar{b}^\top x$ and $A(x) = x^\top \bar{A}^\top$ is a $1 \times l$ vector.

In this paper, we focus on the risk-adjustable formulation (1) with a single individual chance constraint for clarity. We note that the results in the paper are readily to extend to the variant with a number Θ of individual chance constraints (see, e.g., the computational study on the transportation problem in Section 5), i.e.,

$$\min_{x \in \mathcal{X}, \alpha} c^\top x + \sum_{\theta=1}^{\Theta} g_\theta(\alpha_\theta) \tag{2a}$$

$$\text{s.t. } \inf_{f \in \mathcal{D}_\theta} \mathbb{P}_f(T_\theta(\xi)x \geq q_\theta(\xi)) \geq 1 - \alpha_\theta, \theta = 1, \dots, \Theta \tag{2b}$$

$$(\alpha_1, \alpha_2, \dots, \alpha_\Theta) \in W, \tag{2c}$$

which is NP-hard with a Wasserstein ambiguity set (see Section 2.1 for the definition of the Wasserstein ambiguity set and a proof). Here, $W \subset [0, 1]^\Theta$ is a polyhedral set. For the RHS uncertainty case, $T_\theta(\xi) = T_\theta \in \mathbb{R}^d$, $q_\theta(\xi) = \xi_\theta \in \mathbb{R}$, $\theta = 1, \dots, \Theta$; for the LHS uncertainty case, $T_\theta(\xi) = \xi^\top \bar{A}_\theta + \bar{b}_\theta^\top : \mathbb{R}^l \mapsto \mathbb{R}^d$, $q_\theta(\xi) = q_\theta \in \mathbb{R}$, $\theta = 1, \dots, \Theta$.

1.1. Motivation and Related Literature

The idea of using variable risk tolerances, dating back to Evers (1967), explores trade-off between costs and the probability of not meeting specifications in metal melting furnace operations. It later has been extensively applied across various fields, including facility sizing (Rengarajan and Morton 2009), flexible ramping capacity (Wang et al. 2018), power dispatch (Qiu et al. 2016, Ma et al. 2019), portfolio optimization (Lejeune and Shen 2016), humanitarian relief network design (Elçi et al. 2018), inventory control problem (Rengarajan et al. 2013), and urban mobility planning (Kai et al. 2022), to name a few. In these domains, risk tolerance – often interpreted as reliability, quality of service (QoS), or service adoption rate – is treated as a decision variable to balance operational or system design costs against performance outcomes.

When the RHS is deterministic and uncertainty only resides on the LHS, optimizing DRCCs with variable risk tolerance aligns with the spirit of the target-oriented decision making: rather than optimizing an objective with a predetermined risk tolerance, decision makers specify an acceptable target (i.e., the deterministic RHS) and minimize the risk of failing to meet the target. This approach, known as *target satisficing*, was introduced by Simon (1959). When distributional ambiguity is present, Long et al. (2023) propose a *robust satisficing* model, extending the concept of satisficing to account for ambiguity in distributional information. The robust satisficing approach has later been applied in various problems, including p -hub center problems (Zhao et al. 2023), supply chain performance

optimization (Chen and Tang 2022), bike sharing (Simon 1959), and optimal sizing in power systems (Keyvandarian and Saif 2023). Although developed independently from target satisficing, Xu et al. (2012) propose an extension by assuming the risk tolerance as a function of the target in probabilistic envelope constraints.

Rengarajan and Morton (2009), Rengarajan et al. (2013) perform Pareto analyses to seek an efficient frontier for a trade-off between the total investment cost and the probability of disruptions that cause undesirable events. In particular, they solve a series of chance-constrained programs for a large number of risk-level α choices. The chance constraint is required to be met for a range of the target. Unlike Rengarajan and Morton (2009), Rengarajan et al. (2013), another stream of research treats the risk tolerance α as a decision variable and develops nonparametric approaches to trade off the cost and reliability. With only right-hand side uncertainty, Shen (2014) develops a mixed integer linear programming (MILP) reformulation for individual chance constraints with only RHS uncertainty ($m = 1$ in the chance constraint (1)) under discrete distributions. Along the same line, Elçi et al. (2018) propose an alternative MILP reformulation for the same setting using knapsack inequalities. In the context of joint chance constraints ($m > 1$), Lejeune and Shen (2016) use Boolean modeling framework to develop exact reformulations for the case with RHS uncertainty and inner approximations for the case with LHS uncertainty. All these studies assume known underlying (discrete) probability distributions. In recent work, Zhang and Dong (2022) consider the distributionally robust variants of the risk-adjustable chance constraints under ambiguity sets with moment constraints and Wasserstein metrics, respectively. They consider an individual DRCC with RHS uncertainty. For the moment-based ambiguity set, they develop two second-order cone programs (SOCPs) with α in different ranges; for the Wasserstein ambiguity set, they propose an exact MILP reformulation. In particular, the Wasserstein ambiguity set assumes a continuous support and

their results require decision variables to be all pure binary to facilitate the linearization of bilinear terms. Without assuming pure binary decisions, in this paper, we will develop integer approaches for solving the DRCCs with adjustable risks under Wasserstein metrics.

Another motivation for focusing on individual chance constraints with adjustable risks is to provide an approximation of joint chance constraints $\inf_{f \in \mathbb{D}} \mathbb{P}_f(T_\theta(\xi)x \geq q_\theta(\xi), \theta = 1, \dots, \Theta) \geq 1 - \alpha$. This approximation specifies set $W = \left\{ \sum_{\theta=1}^{\Theta} \alpha_\theta \leq \alpha \right\}$ in (2) to the multiple chance constrained variant (2) and serves as a natural extension of the classic Bonferroni approximation, which fixed α_θ with equal tolerance α/Θ . Optimizing those risk tolerances α_θ of individual chance constraints potentially leads to better approximations (see, e.g., Prékopa 2003, Xie et al. 2022).

This work is also related to an increasing number of recent works on chance constraints under distributional ambiguity. Among them, Chen et al. (2022), Xie (2021) and Ji and Lejeune (2021) discuss and provide tractable formulations for various chance constraints under Wasserstein ambiguity. As a follow-up, Chen et al. (2023) develop approximations based on conditional value-at-risk and Bonferroni's inequality. Although this paper will focus on Wasserstein ambiguity, we also acknowledge works concerning other types of ambiguity in chance constraints. For instance, Jiang and Guan (2016) investigate tractable reformulations for DRCCs under a set of distributions based on a general ϕ -divergence measure. Xie and Ahmed (2018) study deterministic reformulations for joint chance constraints under moment ambiguity. Under generalized moment bounds and structural properties, Hanasusanto et al. (2015) present a unifying framework for solving DRCCs and uncertainty quantification problems. We refer interested readers to Küçükyavuz and Jiang (2022) for a recent review on chance constraints under distributional ambiguity.

1.2. Main Contributions

In this paper, we study the risk-adjustable DRCC when the ambiguity set is specified as a Wasserstein ambiguity set. The main contributions of the paper are three-fold. First, we establish that optimizing the risk-adjustable DRCC with multiple chance constraints is strongly NP-hard. Second, we develop tractable integer programming approaches to solving the risk-adjustable DRCC with random RHS and LHS, respectively: (1) By exploiting the (hidden) discrete structures of the individual DRCC with random RHS, we provide tractable mixed-integer reformulations for risk-adjustable DRCCs using the Wasserstein ambiguity set. Specifically, a MILP reformulation is proposed under the finite distribution assumption, and a mixed-integer second-order cone programming (MISOCP) reformulation is derived under the continuous distribution assumption. Moreover, we strengthen the proposed mixed-integer reformulations by deriving valid inequalities by exploring the mixing set structure of the MILP reformulation and submodularity in the MISOCP reformulation. (2) With random LHS, we provide an equivalent mixed-integer conic reformulation when the decision x is binary and a valid inequality is derived to improve the computation. Third, extensive numerical studies are conducted to demonstrate the computational efficacy of the proposed solution approaches.

The remainder of the paper is organized as follows. Section 2 presents the Wasserstein ambiguity set and preliminary results regarding individual DRCC. Section 3 studies the case with RHS uncertainty and utilizes hidden discrete structures to derive mixed integer programming reformulations along with valid inequalities to strengthen the mixed integer programming reformulations under discrete and continuous distribution assumptions. Section 4 focuses on the case with LHS uncertainty and binary decisions. An equivalent mixed-integer conic reformulation is derived with a valid inequality. Section 5 demonstrates

the computational efficacy of the proposed approaches for solving a transportation problem with diverse problem sizes and a demand response management problem. Finally, we draw conclusions in Section 6.

2. Wasserstein Ambiguity and Preliminary Results

2.1. Wasserstein Ambiguity and NP-hardness

In the risk-adjustable DRCC (1b), we consider a Wasserstein ambiguity set \mathcal{D} constructed as follows. Given a series of N historical data samples $\{\xi^n\}_{n=1}^N$ drawn from \mathbb{R}^l , the empirical distribution is constructed as $\mathbb{P}_0(\tilde{\xi} = \xi^n) = 1/N$, $n = 1, \dots, N$. For a positive radius $\epsilon > 0$, the Wasserstein ambiguity set defines a ball around a reference distribution (e.g., the empirical distribution) in the space of probability distributions as follows:

$$\mathcal{D} := \left\{ f : \mathbb{P}_f(\tilde{\xi} \in \mathbb{R}^l) = 1, W(\mathbb{P}_f, \mathbb{P}_0) \leq \epsilon \right\}.$$

The Wasserstein distance is defined as

$$W(\mathbb{P}_f, \mathbb{P}_0) := \inf_{\mathbb{Q} \sim (\mathbb{P}_1, \mathbb{P}_2)} \mathbb{E}_{\mathbb{Q}} \left[\|\tilde{\xi}_1 - \tilde{\xi}_2\|_p \right],$$

where $\tilde{\xi}_1$ and $\tilde{\xi}_2$ are random variables following distribution \mathbb{P}_1 and \mathbb{P}_2 , $\mathbb{Q} \sim (\mathbb{P}_1, \mathbb{P}_2)$ denotes a joint distribution of $\tilde{\xi}_1$ and $\tilde{\xi}_2$ with marginals \mathbb{P}_1 and \mathbb{P}_2 , and $\|\cdot\|_p$ denotes the p -norm. To exclude trivial special cases, throughout the rest of the paper, we assume that $\epsilon > 0$ and $\bar{\alpha} \in (0, 1)$.

Under the Wasserstein ambiguity set, solving the risk-adjustable DRCC problem is in general strongly NP-hard when multiple chance constraints are involved as in (2). Denote $S = \{(x, \alpha) : (2b) - (2c)\}$.

THEOREM 1. *It is strongly NP-hard to optimize over set S .*

Proof of Theorem 1: We obtain this result by showing that the strongly NP-complete binary program can be reduced to verifying whether (x, α) belongs S .

Binary programming feasibility: Given an integer matrix $P \in \mathbb{Z}^{\tau \times d}$ and integer vector $h \in \mathbb{Z}^\tau$, is there a solution $x \in \{0,1\}^d$ such that $Px \geq h$?

To answer the binary programming feasibility problem given an instance with matrix $\hat{P} \in \mathbb{Z}^{\tau \times d}$ and vector $\hat{h} \in \mathbb{Z}^\tau$, we can verify whether the following instance of S has a solution.

$$S = \left\{ (x, \alpha) : \begin{array}{l} \inf_{f_i \in \mathcal{D}_i} \mathbb{P}_{f_i}(x_i \geq \xi_i) \geq 1 - \alpha_i, \quad i = 1, \dots, d \\ \inf_{f_i \in \mathcal{D}_i} \mathbb{P}_{f_i}(1 - x_{i-d} \geq \xi_i) \geq 1 - \alpha_i, \quad i = d + 1, \dots, 2d \\ \inf_{f_i \in \mathcal{D}_i} \mathbb{P}_{f_i}(\hat{P}_{i-2d}x \geq \hat{h}_{i-2d}) \geq 1 - \alpha_i, \quad i = 2d + 1, \dots, 2d + \tau \\ \sum_{i=1}^{2d+\tau} \alpha_i \leq \frac{dK}{N} \end{array} \right\}, \quad (3)$$

where the Wasserstein ambiguity set \mathcal{D}_i has a zero radius and contains a singleton, $\mathcal{D}_i = \{f_0\}$. The DRCCs in (3) reduce to stochastic chance constraints with the full knowledge of the distribution f_0 . Here, f_0 is an empirical distribution constructed with samples drawn from a Bernoulli distribution. Assume that these samples are in a non-decreasing order with the first $K < N$ samples of ones and the rest of zeros.

The first set of DRCCs in (3) is equivalent to

$$\alpha_i \geq 1 - \frac{1}{N} (K\mathbb{I}(x_i \geq 1) + (N - K)\mathbb{I}(x_i \geq 0)), \quad i = 1, \dots, d, \quad (4)$$

where \mathbb{I} is the indicator function. The equivalence is due to that $\mathbb{P}_{f_0}(x_i \geq \xi_i) = (K\mathbb{I}(x_i \geq 1) + (N - K)\mathbb{I}(x_i \geq 0)) / N$. Similarly, the second set of DRCCs in (3) is equivalent to

$$\alpha_i \geq 1 - \frac{1}{N} (K\mathbb{I}(x_i \leq 0) + (N - K)\mathbb{I}(x_i \leq 1)), \quad i = d + 1, \dots, 2d. \quad (5)$$

Following Fourier-Motzkin elimination of variables α_i , $i = 2d + 1, \dots, 2d + \tau$, (3) is equivalent to

$$S = \left\{ (x, \alpha) : (4) - (5), \hat{P}x \geq \hat{h}, \sum_{i=1}^{2d} \alpha_i \leq \frac{dK}{N} \right\}. \quad (6)$$

A feasible x_i must belong to $[0, 1]$. To this see, let us consider that (1) if $x_i > 1$, then following (5), we have $\alpha_i \geq 1$, $i = d + 1, \dots, 2d$ and (2) if $x_i < 0$, (4) leads to $\alpha_i \geq 1$, $i = 1, \dots, d$. In both cases, constraint $\sum_{i=1}^{2d} \alpha_i \leq dK/N$ in (6) is violated and thus $x_i \in [0, 1]$, $i = 1, \dots, 2d$. Denote index sets $I_0 = \{i: x_i = 0, i = 1, \dots, d\}$, $I_1 = \{i: x_i = 1, i = 1, \dots, d\}$, and $I_2 = \{i: 0 < x_i < 1, i = 1, \dots, d\}$. It is clear that $|I_0| + |I_1| + |I_2| = d$. We also have that

$$\begin{aligned} \sum_{i=1}^{2d} \alpha_i &\geq 2d - \frac{1}{N} \sum_{i=1}^d (K\mathbb{I}(x_i \geq 1) + (N - K)\mathbb{I}(x_i \geq 0) + K\mathbb{I}(x_i \leq 0) + (N - K)\mathbb{I}(x_i \leq 1)) \\ &= 2d - \frac{K|I_1| + 2(N - K)(|I_0| + |I_1| + |I_2|) + K|I_0|}{N} \\ &= 2d - \frac{(2N - K)(|I_0| + |I_1| + |I_2|) - K|I_2|}{N} = \frac{K}{N}(d + |I_2|), \end{aligned}$$

where the first inequality is due to constraints (4)-(5) and the first equality holds following the definition of the three index sets. Given that $\sum_{i=1}^{2d} \alpha_i \leq dK/N$, we have $|I_2| = 0$ and thus $x \in \{0, 1\}^d$. Consequently, $\alpha_i = (1 - \mathbb{I}(x_i = 1))K/N$, $i = 1, \dots, d$ and $\alpha_i = (1 - K\mathbb{I}(x_i = 0))K/N$, $i = d + 1, \dots, 2d$. Now, we have that the binary programming problem is feasible if and only if the instance (3) of S has a feasible solution.

2.2. Preliminary Results for DRCC with a Known Risk Tolerance α

We denote $S(x) = \{\xi \in \mathbb{R}^l: T(\xi)x > q(\xi)\}$. Let $\text{int}S(x)$ denote its interior and $\text{cl}S(x)$ denote its closure. Proposition 3 in Gao and Kleywegt (2023) implies that $\inf_{f \in \mathcal{D}} \mathbb{P}(\xi \in \text{int}S(x)) = \inf_{f \in \mathcal{D}} \mathbb{P}(\xi \in S(x)) = \inf_{f \in \mathcal{D}} \mathbb{P}(\xi \in \text{cl}S(x)) = \inf_{f \in \mathcal{D}} \mathbb{P}(T(\xi)x \geq q(\xi))$. That is, regardless of whether $S(x)$ is open or closed, the worst-case probability remains unchanged. With this, in what follows, we use the open set $S(x)$ for convenience and denote $\bar{S}(x) = \mathbb{R}^l \setminus S(x)$ its closed complement.

In the rest of the paper, without loss of generality, we assume that the samples are ordered in non-decreasing distance to \bar{S} , i.e., $\text{dist}(\xi^1, \bar{S}(x)) \leq \text{dist}(\xi^2, \bar{S}(x)) \leq \dots \leq \text{dist}(\xi^N, \bar{S}(x))$, where the distance $\text{dist}(\xi, \bar{S}(x)) := \min_{\xi' \in \mathbb{R}^l} \{\|\xi - \xi'\|: \xi' \in \bar{S}(x)\}$ with a

general norm $\|\cdot\|$. In the RHS uncertainty case, the distance is given by $\text{dist}(\xi, \bar{S}(x)) = (Tx - \xi)^+$, where operator $(a)^+ = \max\{a, 0\}$ takes the positive part of a . In the LHS uncertainty case, the distance is given by $\text{dist}(\xi, \bar{S}(x)) = (A(x)\xi^{(n)} - b(x))^+ / \|A(x)\|_*$ (e.g., Lemma A.1 in Chen et al. (2022)), where $\|\cdot\|_*$ represents the dual normal of $\|\cdot\|$.

PROPOSITION 1 (Adapted from Theorem 2 in Chen et al. (2022)). *For a given risk tolerance α , the DRCC (1b) is equivalent to*

$$\sum_{n=1}^{\alpha N} \text{dist}(\xi^{(n)}, \bar{S}(x)) \geq N\epsilon, \text{ or } \max \left\{ j \in [0, N] \mid \sum_{n=1}^j \text{dist}(\xi^{(n)}, \bar{S}(x)) \leq \epsilon \right\} \leq \alpha N, \quad (8)$$

where the summation in the first constraint is a partial sum for fractional αN : $\sum_{n=1}^{\alpha N} k_n = \sum_{n=1}^{\lfloor \alpha N \rfloor} k_n + (\alpha N - \lfloor \alpha N \rfloor)k_{\lfloor \alpha N \rfloor + 1}$.

With only RHS uncertainty, the non-decreasing distance order implies a non-increasing order of samples, i.e., $\xi^1 \geq \xi^2 \geq \dots \geq \xi^N$. The first equivalent constraint in (8) has a *water-filling* interpretation as illustrated in Figure 1. The height of patch n is given by ξ^n and the width is given by $1/N$. The region with a width of α is flooded to a level t_α which uses a total amount of water equal to ϵ . Then the reformulation of DR chance constraint (8) is equivalent to a linear inequality $Tx \geq t_\alpha$. The water level t_α represents the worst-case value-at-risk (VaR):

$$t_\alpha := \inf_v \left\{ v : \inf_{f \in \mathcal{D}} \mathbb{P}(v \geq \xi) \geq 1 - \alpha \right\} = \min_v \left\{ v : \frac{1}{N} \sum_{n=1}^{\alpha N} (v - \xi^n)^+ \geq \epsilon \right\}. \quad (9)$$

Let j^* be the largest index such that when the amount of water that fills the region of width α to the level ξ^{j^*} is no less than ϵ . That is,

$$j^* := \max \left\{ j \in \{1, \dots, N\} : \xi^j \geq \frac{N\epsilon + \sum_{n=j+1}^{\alpha N} \xi^n}{N\alpha - j} \right\}. \quad (10)$$

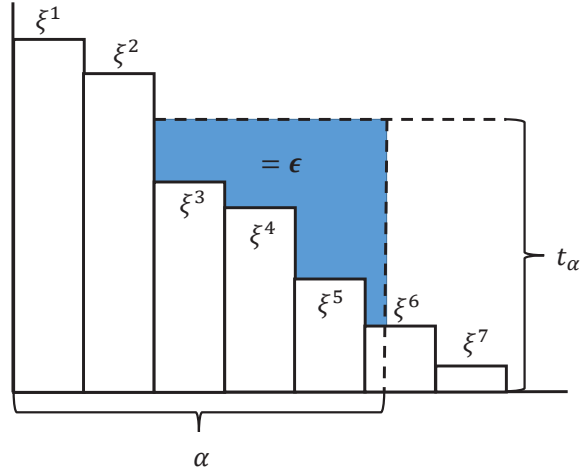


Figure 1 Illustration of the water-filling interpretation for the partial-sum inequality in (8) with RHS uncertainty.

For example, in Figure 1, if the water is filled up to the level as ξ^1 or ξ^2 , the amount of water exceeds ϵ . In this example, $j^* = 2$. We note that such index j^* may not always exist, i.e., the problem (10) can be infeasible. This happens if the amount of water is strictly less than ϵ even when the water level reaches ξ^1 . In this case, one can keep increasing the water level until the amount of water equals ϵ and let the worst-case VaR t_α equal the water level. Otherwise, the worst-case VaR can be obtained using the propositions below.

PROPOSITION 2 (Adapted from Theorem 2 in Ji and Lejeune (2021)). *When the random RHS ξ has a finite support with unknown mass probability, the worst-case VaR $t_\alpha^d = \xi^{j^*}$.*

PROPOSITION 3 (Adapted from Theorem 8 in Ji and Lejeune (2021)). *When the random RHS ξ has a continuum of realizations, the worst-case VaR*

$$t_\alpha^c = \frac{N\epsilon + \sum_{n=j^*+1}^{\alpha N} \xi^n}{N\alpha - j^*}.$$

It is easy to verify that $t_\alpha^d = \xi^{j^*} \geq t_\alpha^c$ given the definition of the critical index j^* in (10).

3. Risk-Adjustable DRCC with Right-Hand Side Uncertainty

In this section, we consider two uncertainty types for the risk-adjustable DRCC model (1) with RHS uncertainty ($T(\xi) = T$, $q(\xi) = \xi$):

A1 Finite Distribution: The random vector ξ has a finite support. The mass probability of each atom is unknown and allowed to vary.

A2 Continuous Distribution: The random variable ξ has a continuum (infinite number) of realizations and the probability of every single realization is zero.

First, in Section 3.1, we provide the relation of the optimal values under the two distribution assumptions. Then, we develop tractable mixed-integer reformulations and valid inequalities under the finite and continuous distributions in Sections 3.2 and 3.3, respectively. In Appendix A, we generalized the concept of non-dominated points, or the so-called p -efficient points to the distributionally robust setting.

3.1. Relation of the Optimal Values under the Two Distribution Assumptions

Consider a function $t(\alpha)$ which maps the risk tolerance α to its corresponding worst-case VaR. If the function is known, the DRCC (1b) is equivalent to a linear constraint of x . Thus, the risk-adjustable DRCC problem (1) is rewritten as follows.

$$z(t(\alpha)) := \min_{x \in \mathcal{X}, \alpha \in [0, \bar{\alpha}]} \{c^\top x + g(\alpha) : Tx \geq t(\alpha)\}, \quad (11)$$

where the optimal value depends on the choice of function $t(\alpha)$. Under Assumption A1 of the finite distribution, let $t^d(\alpha)$ be the worst-case VaR function and the optimal value of (11) be $z^d := z(t^d(\alpha))$. Similarly, under Assumption A2 of the continuum realizations, let $t^c(\alpha)$ be the worst-case VaR function and the optimal value of (11) be $z^c := z(t^c(\alpha))$. The next proposition presents the relation between the optimal values with finite and continuous distributions.

PROPOSITION 4. *The risk-adjustable DRCC problem (1) under the continuous distribution assumption A2 yields an optimal value no more than that under the finite distribution assumption A1, i.e., $z^d \geq z^c$.*

The proposition is an immediate result from the fact that, for a given α , $t_\alpha^d \geq t_\alpha^c$.

3.2. Finite Distribution

According to Propositions 2 and 3, the worst-case VaR t_α^d (if exists) under the finite distribution assumption is the smallest ξ^j which is no less than the worst-case VaR t_α^c under the continuous distribution assumption. That is, $t_\alpha^d = \min_{j \in \{1, \dots, N\}} \{\xi^j : \xi^j \geq t_\alpha^c\}$. We thus have the following result, which has already been anticipated in Proposition 2.

COROLLARY 1. *Under the finite distribution assumption A1, for any risk tolerance $\alpha \in (0, 1)$ such that $\xi^j \geq t_\alpha^c > \xi^{j+1}$ for some $j \in \{1, \dots, N\}$, the DRCC $\inf_{f \in \mathcal{D}} \mathbb{P}_f(Tx \geq \xi) \geq 1 - \alpha$ is equivalent to a linear constraint:*

$$Tx \geq \xi^j.$$

Given any fixed $\alpha_1, \alpha_2 \in (0, 1)$ such that $\xi^j \geq t_{\alpha_1}^c \geq t_{\alpha_2}^c > \xi^{j+1}$, the DRCCs of the two risk tolerances yield the same linear reformulation $Tx \geq \xi^j$ under the finite distribution assumption. Thus, in the risk-adjustable DRCC problem (1), it suffices to strengthen $\alpha \in (0, \bar{\alpha}]$ by restricting it to the risk tolerances α such that the corresponding worst-case VaR $t_\alpha^d \in (0, 1)$ belongs to a discrete set:

$$t_\alpha^d \in \{\xi^1, \dots, \xi^N\}.$$

With this observation, when only a single DRCC is involved, one may solve at most N problems, each replacing the DRCC with a linear constraint with one realization of ξ from the discrete set, and select the one with minimum objective. However, when dealing with multiple DRCCs, the number of problems one needs to solve grows exponentially in N .

Next, we develop an integer programming formulation, of which the size grows linearly in N .

For each sample ξ^n , $n = 1, \dots, N$ in the discrete set, a risk tolerance α_n , which achieves the worst-case VaR at $t_{\alpha_n}^d = \xi^n$, can be obtained using a bisection search method as the flooded area is non-decreasing in the risk tolerance (see the water-filling interpretation in Section 1). We note that when ξ^n is too small, the corresponding risk tolerance may not exist. In this section, we assume that the corresponding risk tolerances exist for the first $N' \leq N$ largest samples $\{\xi^n\}_{n=1}^{N'}$ and denote their corresponding risk tolerances by α_n , $n = 1, \dots, N'$.

THEOREM 2. *Under the finite distribution assumption, the risk-adjustable DRCC problem (1) is equivalent to the following MILP formulation.*

$$z^d = \min_{x \in \mathcal{X}, y} c^\top x + \sum_{n=1}^{N'-1} \Delta_n y_n + \Delta_{N'} \quad (12a)$$

$$s.t. \quad Tx \geq \xi^n - M_n(1 - y_n), \quad n = 1, \dots, N' - 1 \quad (12b)$$

$$\sum_{n=1}^{N'-1} (\alpha_n - \alpha_{n+1}) y_n + \alpha_{N'} \in (0, \bar{\alpha}] \quad (12c)$$

$$y_n \in \{0, 1\}, \quad n = 1, \dots, N' - 1, \quad (12d)$$

where $\Delta_n := g(\alpha_n) - g(\alpha_{n+1}) \leq 0$, $n = 1, \dots, N' - 1$, $\Delta_{N'} := g(\alpha_{N'})$ and M_n is a big- M constant.

Proof of Theorem 2: To see the equivalence, we need to show (1) $z^d \leq z_0$ and (2) $z^d \geq z_0$.

Recall that z_0 is the optimal value of the risk-adjustable DRCC problem (1).

- (1) $z^d \leq z_0$: Given an optimal solution (x_0, α_0) to the risk-adjustable DRCC problem (1), we will construct a feasible solution to MILP (12). Let $\bar{y}_n = 1$ if $Tx_0 \geq \xi^n$ and $\bar{y}_n = 0$ otherwise, for $n = 1, \dots, N'$. Then the solution $(x_0, \bar{y}_n, n = 1, \dots, N')$ satisfy constraints (12b) and (12d).

Let j^* be the smallest index such that $Tx_0 \geq \xi^{j^*}$. We will show that $\alpha_0 = \alpha_{j^*}$. When $j^* = 1$, $t_{\alpha_0}^d = \xi^1$ and $\alpha_0 = \alpha_1$. When $j^* \geq 2$, we prove by contradiction by assuming two cases (i) $t_{\alpha_0}^d > \xi^{j^*}$ and (ii) $t_{\alpha_0}^d < \xi^{j^*}$. In the first case, $t_{\alpha_0}^d \leq \xi^{j^*-1}$. According to Proposition 6, $\alpha_0 > \alpha_{j^*-1}$. Then, (x_0, α_{j^*-1}) is feasible to the risk-adjustable DRCC (1) with a smaller objective value than z_0 as the function $g(\alpha)$ is increasing in α . In the second case, $\alpha_0 \geq \alpha_{j^*}$ due to Proposition 6 and (x_0, α_{j^*}) is a feasible solution with a smaller objective than z_0 in the risk-adjustable DRCC (1). Both cases result in a contradiction to the fact that z_0 is the optimal value of the risk-adjustable DRCC (1).

Since $\alpha_0 = \alpha_{j^*}$ and $\alpha_0 \in (0, \bar{\alpha}]$, $\alpha_{j^*} = \sum_{n=2}^{N'} (\alpha_{n-1} - \alpha_n) \bar{y}_{n-1} + \bar{y}_{N'} \alpha_{N'} \in (0, \bar{\alpha}]$ satisfies constraint (12c). Solution (x_0, \bar{y}) is feasible to (12) with $c^\top x_0 + g(\alpha_{j^*}) = z_0$. Thus, $z^d \leq z_0$.

- (2) $z^d \geq z_0$: Given an optimal solution (\hat{x}, \hat{y}) to problem (12), we construct a feasible solution to the risk-adjustable DRCC problem (1). Denote j the smallest index such that $T\hat{x} \geq \xi^j$, or, equivalently, the smallest index such that $\hat{y}_j = 1$. Let $\hat{\alpha} = \alpha_j$. It is easy to see that $(\hat{x}, \hat{\alpha})$ is feasible to the risk-adjustable DRCC problem (1) and its objective value is $c^\top \hat{x} + g(\alpha_j) = z^d$. So $z^d \geq z_0$.

Combining the two statements above completes the proof.

REMARK 1. A tight bound on the big-M constant M_n is $\xi^n - \xi^{N'}$.

Recall that the non-increasing order of samples: $\xi^1 \geq \xi^2 \geq \dots \geq \xi^{N'}$. Thus, given an optimal solution \bar{x} to MILP (12), there exists a threshold index j^* such that $T\bar{x} \geq \xi^i$, for any $i \geq j^*$, and $T\bar{x} < \xi^i$, for any $i < j^*$. As the objective coefficient Δ_n , $n = 1, \dots, N' - 1$ in (12a) are non-positive, in the optimal solution (\bar{x}, \bar{y}) , we have $\bar{y}_n = 1$, for $i \geq j^*$, and $\bar{y}_n = 0$ for $i > j^*$. By exploiting this solution structure, the next proposition presents how the MILP formulation (12) can be strengthened.

PROPOSITION 5.

i. The following inequalities are valid for the MILP (12):

$$y_{n+1} \geq y_n, \quad n = 1, \dots, N' - 1. \quad (13)$$

ii. The strengthened star inequality (Luedtke et al. 2010) is valid for the MILP (12):

$$Tx \geq \xi^{N'} + \sum_{n=1}^{N'-1} (\xi^n - \xi^{n+1}) y_n. \quad (14)$$

Proof of Proposition 5: The valid inequalities (13) follow from the discussion above. To see the second statement of the extended star inequalities, we introduce binary variable $z_n = 1 - y_n$, $n = 1, \dots, N' - 1$. Without loss of generality, we assume that $\xi^n \geq 0$. Constraints (12b) and (12c) lead us to consider a *mixing set* (Atamtürk et al. 2000, Günlük and Pochet 2001, Luedtke et al. 2010):

$$P = \left\{ (t, z) \in \mathbb{R}_+ \times \{0, 1\}^{N'-1} : \sum_{n=1}^{N'-1} (\alpha_n - \alpha_{n+1}) y_n + \alpha_{N'} \leq \bar{\alpha}, \quad t + z_n \xi^n \geq \xi^n, \quad n = 1, \dots, N' \right\} \quad (15)$$

where $t = Tx$. According to Theorem 2 in Luedtke et al. (2010), constraint (14) is face-defining for $\text{conv}(P)$. The proof is complete.

REMARK 2. When the distribution is known, a similar formulation for the stochastic chance-constrained problem can also be derived based on the Sample Average Approximation (Luedtke and Ahmed 2008). In this case, let α_n be the allowed risk tolerance when the VaR equals ξ^n and $\alpha_n = n/N$. The detailed MILP formulation for the stochastic chance-constrained formulation can be found in Appendix B. We note that the MILP formulation in Appendix B can be viewed as a hybrid of those in Shen (2014), Elçi et al. (2018).

3.3. Continuous Distribution

Unlike the case with finite distributions, under the continuous distribution assumption A2, the worst-case VaR cannot be restricted to a discrete set.

For a given risk tolerance α , constraint (8) is equivalent to

$$(\alpha N - j)(Tx - \xi^{k+1}) - \sum_{i=j+1}^k (\xi^i - \xi^{k+1}) \geq N\epsilon \quad (16)$$

where $k = \lfloor \alpha N \rfloor$ and j is the smallest index such that $Tx - \xi^{j+1} \geq 0$. For instance, in Figure 1, $j = 2$ and $k = 5$. When the risk tolerance α is not known, we introduce a binary variable $o_{jk} \in \{0, 1\}$ to indicate if j and k are the two critical indices. Denote ξ^0 be an upper bound of ξ . We consider a mild assumption:

A3 For an optimal solution \hat{x} , $T\hat{x} \geq \xi^N$. That is, the optimal solution is restricted by the smallest realization of ξ .

THEOREM 3. *Under the continuous distribution assumption A2 and Assumption A3, the risk-adjustable DRCC problem is equivalent to the following mixed 0-1 conic formulation.*

$$z^c = \min_{x \in \mathcal{X}, o, \alpha, u, w} c^\top x + g(\alpha) \quad (17a)$$

$$s.t. \quad uw \geq \sum_{j=0}^{N-1} \sum_{k=j}^{N-1} o_{jk} \sum_{i=j+1}^k (\xi^i - \xi^{k+1}) + N\epsilon \quad (17b)$$

$$u \leq \alpha N - \sum_{j=0}^{N-1} \sum_{k=j}^{N-1} j o_{jk} \quad (17c)$$

$$w \leq Tx - \sum_{j=0}^{N-1} \sum_{k=j}^{N-1} \xi^{k+1} o_{jk} \quad (17d)$$

$$\sum_{j=0}^{N-1} \sum_{k=j}^{N-1} \xi^j o_{jk} \geq Tx \geq \sum_{j=0}^{N-1} \sum_{k=j}^{N-1} \xi^{j+1} o_{jk} \quad (17e)$$

$$\sum_{j=0}^{N-1} \sum_{k=j}^{N-1} (k+1) o_{jk} \geq \alpha N \geq \sum_{j=0}^{N-1} \sum_{k=j}^{N-1} k o_{jk} \quad (17f)$$

$$\sum_{j=0}^{N-1} \sum_{k=j}^{N-1} o_{jk} = 1 \quad (17g)$$

$$\alpha \in (0, \bar{\alpha}] \quad (17h)$$

$$w \geq 0, \quad u \geq 0 \quad (17i)$$

$$o_{jk} \in \{0, 1\}, \quad 0 \leq j \leq k \leq N - 1. \quad (17j)$$

Proof of Theorem 3: To establish the equivalence, we first show that $z^c \leq z_0$ by constructing a feasible solution to problem (17) given an optimal solution to the risk-adjustable DRCC problem (1). Let (x_0, α_0) be an optimal solution to (1). Denote $k^* = \lfloor \alpha_0 N \rfloor$ and j^* as the smallest index such that $Tx_0 - \xi^{j^*+1} \geq 0$. Let $\bar{o}_{j^*k^*} = 1$, $\bar{o}_{jk} = 0$, $j \neq j^*$, $k \neq k^*$, $0 \leq j \leq k \leq N - 1$, $\bar{u} = \alpha_0 N + 1 - j^*$, and $\bar{w} = Tx_0 - \xi^{k^*+1}$. It is easy to verify that $(x_0, \bar{o}, \alpha_0, \bar{u}, \bar{w})$ is a feasible solution and its objective value equals z_0 . Thus, $z^c \leq z_0$.

To see the opposite direction $z^c \geq z_0$, consider an optimal solution $(\hat{x}, \hat{o}, \hat{\alpha}, \hat{u}, \hat{w})$ to problem (17). Since \hat{o} is feasible, there exists $\hat{o}_{\hat{j}\hat{k}}$ such that $\hat{o}_{\hat{j}\hat{k}} = 1$ and $\hat{o}_{jk} = 0$, $j \neq \hat{j}$, $k \neq \hat{k}$. Combining constraints (17b)–(17d), we obtain

$$(\hat{\alpha}N + 1 - \hat{j})(T\hat{x} - \xi^{\hat{k}+1}) - \sum_{i=\hat{j}+1}^{\hat{k}} (\xi^i - \xi^{k+1}) \geq N\epsilon. \quad (18)$$

Constraints (17e) and (17f) are equivalent to

$$\xi^{\hat{j}} \geq T\hat{x} \geq \xi^{\hat{j}+1} \quad \text{and} \quad \hat{k} + 1 \geq \alpha N \geq \hat{k}, \quad (19)$$

respectively. Constraints (18) and (19) imply that $(\hat{x}, \hat{\alpha})$ satisfies the DR chance constraint (1b). Thus, $(\hat{x}, \hat{\alpha})$ is feasible to the risk-adjustable DRCC problem (1) and $z^c \geq z_0$ as expected.

REMARK 3. The mixed 0-1 conic reformulation (17) consists of $(N^2 - N)/2$ (additional) binary variables and two continuous variables. When the decision $x \in \mathcal{X} \subset \{0, 1\}^d$ is restricted to binary variables, under the continuous distribution assumption, Zhang and Dong (2022) propose a MILP formulation (details are in Appendix C) by linearizing bilinear

terms in the quadratic constraint (16) using McCormick inequalities (see, e.g., McCormick 1976). In addition to $(N^2 - N)/2$ binary variables as those in the conic reformulation (17), the linearization introduces $(N^2 - N)(2d + 1)$ continuous variables, where d is the dimension of x . The MILP reformulation usually does not scale well when the problem size grows, partly due to the weaker relaxations caused by the big-M type constraints, and also due to a larger number of added variables and constraints. We will later show the computational comparison in Section 5.2.2.

In the mixed 0-1 conic reformulation (17), constraint (17b) is a rotated conic quadratic mixed 0-1 constraint due to the fact that $o_{jk} = o_{jk}^2$ for binary o_{jk} . Although the resulting mixed-integer conic reformulation can be directly solved by optimization solvers, mixed 0-1 conic programs are often time-consuming to solve, mainly due to the binary restrictions. In the following, we will develop valid inequalities for the mixed 0-1 conic reformulation (17) to help accelerate the branch-and-cut algorithm for solving (17). Specifically, we explore the *submodularity* structure of constraint (17b) as follows.

We first note that constraint (17b) can be rewritten in the following form

$$\sigma + \sum_{j=0}^{N-1} \sum_{k=j}^{N-1} d_{jk} o_{jk} \leq uw, \quad (20)$$

where $\sigma = N\epsilon > 0$ and $d_{jk} = \sum_{i=j}^k (\xi^i - \xi^{k+1}) \geq 0$, $j = 0, \dots, N-1$, $k = j, \dots, N-1$. By introducing auxiliary variable $\tau \geq 0$, constraint (20) is equivalent to

$$\sqrt{\sigma + \sum_{j=0}^{N-1} \sum_{k=j}^{N-1} d_{jk} o_{jk}} \leq \tau \quad (21a)$$

$$\sqrt{\tau^2 + (w - u)^2} \leq w + u. \quad (21b)$$

The two inequalities (21a)–(21b) above are two second-order conic (SOC) constraints. In particular, the convex hull of the first constraint (21a) can be fully described utilizing

extended polymatroid inequalities as the left-hand side of constraint (21a) is a *submodular* function (see, e.g., Atamtürk and Narayanan 2008, Atamtürk and Gómez 2020).

DEFINITION 1 (SUBMODULAR FUNCTION). Define the collection of set $[(N^2 - N)/2]$'s subsets $\mathcal{C} := \{S : \forall S \subset [(N^2 - N)/2]\}$. Given a set function $g: \mathcal{C} \rightarrow \mathbb{R}$, g is submodular if and only if

$$g(S \cup \{j\}) - g(S) \geq g(R \cup \{j\}) - g(R),$$

for all subsets $S \subset R \subset \mathcal{C}$ and all elements $j \in \mathcal{C} \setminus R$.

We use $g(S)$ and $g(o)$ interchangeably, where $o \in \{0, 1\}^{(N^2 - N)/2}$ denotes the indicating vector of $S \subset \mathcal{C}$, i.e., $o_s = 1$ if $s \in S$ and $o_s = 0$ otherwise. The left-hand side of constraint (21a), $h(o) := \sqrt{\sigma + \sum_{j=0}^{N-1} \sum_{k=j}^{N-1} d_{jk} o_{jk}}$ is a submodular function, where o is a one dimensional vector consisting of o_{jk} , $0 \leq j \leq k \leq N - 1$.

DEFINITION 2 (EXTENDED POLYMATROID). For a submodular function $g(S)$, the polyhedron

$$EP_g = \left\{ \pi \in \mathbb{R}^{(N^2 - N)/2} : \pi(S) \leq g(S), \forall S \subset \mathcal{C} \right\}$$

is called an extended polymatroid associated with g , where $\pi(S) = \sum_{i \in S} \pi_i$.

For submodular function h , linear inequality

$$\pi^\top o \leq z \tag{22}$$

is valid for the convex hull of the epigraph of h , i.e., $\text{conv}\{(o, z) \in \{0, 1\}^{(N^2 - N)/2} \times \mathbb{R} : z \geq h(o)\}$, if and only if π is in the extended polymatroid, i.e., $\pi \in EP_h$ (see Atamtürk and Narayanan 2008). The inequality (22) is called *extended polymatroid inequality*.

Although it suffices to only impose the extended polymatroid inequality at the extreme points of the extended polymatroid EP_h , there are an exponential number of them. Instead

of adding all of them to the formulation (17), one can add them as needed in a branch-and-cut algorithm. Moreover, the separation of the valid inequality (22) can be done efficiently using a $O(n \log n)$ time greedy algorithm as follows. Given a solution $(\hat{o}, \hat{z}) \in [0, 1]^{(N^2-N)/2} \times \mathbb{R}_+$, one can obtain a permutation $\{(1), \dots, (N^2)\}$ such that the elements of o are sorted in a non-increasing order, $o_{(1)} \geq \dots \geq o_{(N^2-N)/2}$. Let $S_{(i)} := \{(1), \dots, (i)\}$, $i = 1, \dots, (N^2 - N)/2$. Calculate $\hat{\pi}_{(1)} = h(S_{(1)})$ and $\hat{\pi}_{(i)} = h(S_{(i)}) - h(S_{(i-1)})$, $i = 2, \dots, (N^2 - N)/2$. If $\hat{\pi}^\top o \leq \hat{z}$, the current solution (\hat{o}, \hat{z}) is optimal; otherwise, generate a valid inequality $\hat{\pi}^\top o \leq z$.

4. Risk-Adjustable DRCC with Left-Hand Side Uncertainty

In this section, we consider the risk-adjustable DRCC model (1) with LHS uncertainty ($T(\xi) = \xi^\top \bar{A} + \bar{b}^\top$, $q(\xi) = q$). The DRCC (1b) is rewritten as

$$\inf_{f \in \mathcal{D}} \mathbb{P}_f(A(x)\xi \geq b(x)) \geq 1 - \alpha. \quad (23)$$

Assume that $A(x) \neq 0$ for all $x \in \mathcal{X}$. Introducing auxiliary variables $r \in \mathbb{R}$, $s \in \{0, 1\}^N$, $\gamma \in \mathbb{R}^N$ and big-M constants M_n^1 , $n = 1, \dots, N$, the DRCC above can be reformulated as a conic formulation (Chen et al. (2022), Xie (2021))

$$\alpha N r - \sum_{n=1}^N \gamma_n \geq \epsilon N \|A(x)\|_* \quad (24a)$$

$$A(x)\xi^n - b(x) + M_n^1 s_n \geq r - \gamma_n, \quad n = 1, \dots, N \quad (24b)$$

$$(1 - s_n)M_n^1 \geq r - \gamma_n, \quad n = 1, \dots, N \quad (24c)$$

$$s_n \in \{0, 1\}, \quad \gamma_n \geq 0, \quad n = 1, \dots, N. \quad (24d)$$

The problem (24) involves a bilinear term αr in constraint (24a). Formulations with bilinear constraints can be solved by GUROBI 9.0 or higher versions. The solvers relax the bilinear constraints using linear constraints based on McCormick envelopes (McCormick 1976) depending on the local bounds of variables in the bilinear terms. The bounds for α

are given by the constraint $0 \leq \alpha \leq \bar{\alpha}$. We propose tight bounds for r used in generating the McCormick envelopes. According to Lemma 1 in Chen et al. (2022), the variable r can be interpreted as the α th quantile of $\{(A(x)\xi^n - b(x))^+\}_{n=1}^N$ which are in a non-descending order. Thus, the lower and upper bounds of r are given by

$$0 \leq r \leq \left(\max_{x \in \mathcal{X}, n=1, \dots, N} \{(A(x)\xi^n - b(x))\} \right)^+.$$

Consequently, the big-M constants M_n^1 can be chosen as $(\max_{x \in \mathcal{X}, \ell=1, \dots, N} \{(A(x)\xi^\ell - b(x))\})^+ - \min_{x \in \mathcal{X}} \{A(x)\xi^n - b(x)\}$ for $n = 1, \dots, N$.

When the decision $x \in \mathcal{X}$ is restricted to binary, $\mathcal{X} \subset \{0, 1\}^d$, we next propose an equivalent mixed integer conic (MIC) reformulation.

THEOREM 4. *Assume that $A(x) \neq 0$ for all $x \in \mathcal{X}$. With binary decision $x \in \mathcal{X} \subset \{0, 1\}^d$, the risk-adjustable DRCC (1) with LHS uncertainty is equivalent to the following MIC formulation.*

$$\min_{x \in \mathcal{X}, \pi, z, \beta, t, \alpha} c^\top x + g(\alpha) \tag{25a}$$

$$s.t. \quad \epsilon N \|A(\pi)\|_* + \sum_{n=1}^N \beta_n \leq \alpha N \tag{25b}$$

$$A(\pi)\xi^n - b(\pi) + z_n M_n^2 + \beta_n \geq 1, \quad n = 1, \dots, N \tag{25c}$$

$$(1 - z_n)M_n^2 + \beta_n \geq 1, \quad n = 1, \dots, N \tag{25d}$$

$$t \geq 0, \quad \beta_n \geq 0, \quad z_n \in \{0, 1\}, \quad n = 1, \dots, N \tag{25e}$$

$$\pi_k \geq t + (x_k - 1)M_0, \quad \pi_k \leq x_k M_0, \quad \pi_k \leq t, \quad \pi_k \geq 0, \quad k = 1, \dots, d \tag{25f}$$

$$\alpha \in (0, \bar{\alpha}], \tag{25g}$$

where M_n^2 , $n = 1, \dots, N$ and M_0 are big-M constants. Furthermore,

$$\sum_{n=1}^N z_n \leq \alpha N \tag{26}$$

is a valid inequality.

Proof of Theorem 4: According to Proposition 1, the DRCC is equivalent to

$$\max \left\{ j \in [0, N] \mid \sum_{n=1}^j \text{dist}(\xi^n, \bar{S}(x)) \leq \epsilon \right\} \leq \alpha N. \quad (27)$$

The largest number of elements on the left-hand side in constraint (27) corresponds to the optimal value of the (always feasible) linear program

$$\max_s \sum_{n=1}^N s_n \quad (28a)$$

$$\text{s.t.} \quad \sum_{n=1}^N s_n \text{dist}(\xi^n, \bar{S}(x)) \leq \epsilon N \quad (28b)$$

$$0 \leq s_n \leq 1, \quad n = 1, \dots, N. \quad (28c)$$

Following strong duality of linear programs, the optimal value of (28) coincides with that of its dual problem

$$\min_{\beta, t} \quad \epsilon N t + \sum_{n=1}^N \beta_n \quad (29a)$$

$$\text{s.t.} \quad t \text{dist}(\xi^n, \bar{S}(x)) + \beta_n \geq 1, \quad n = 1, \dots, N \quad (29b)$$

$$t \geq 0, \quad \beta_n \geq 0, \quad n = 1, \dots, N. \quad (29c)$$

By Lemma A.1 in Chen et al. (2022), $\text{dist}(\xi^n, \bar{S}(x)) = (A(x)\xi - b(x))^+ / \|A(x)\|_*$, where the convention that $0/0 = 0$ is adopted. Applying variable transformation $t \leftarrow t / \|A(x)\|_*$ and following (27) to impose the optimal value to be no more than αN , DRCC is reformulated as the following constraints

$$\epsilon N t \|A(x)\|_* + \sum_{n=1}^N \beta_n \leq \alpha N \quad (30a)$$

$$t(A(x)\xi^n - b(x))^+ + \beta_n \geq 1, \quad n = 1, \dots, N \quad (30b)$$

$$t \geq 0, \quad \beta_n \geq 0, \quad n = 1, \dots, N. \quad (30c)$$

The constants in (30) have a complicating feature, the maximum operator in the second constraints (30b), which evaluates takes the positive part of $A(x)\xi^n - b(x)$. To eliminate

the maximum operator, for each $n = 1, \dots, N$, we introduce a binary variable $z_n \in \{0, 1\}$ and express the corresponding constraint in (30b) via two disjunctive inequalities

$$t(A(x)\xi^n - b(x)) + z_n M_n^2 + \beta_n \geq 1, \text{ and } (1 - z_n)M_n^2 + \beta_n \geq 1, \quad n = 1, \dots, N. \quad (31)$$

Unfortunately, the resulting constraints above and the first constraint in (30) still involve bilinear terms in x and the dual variable t . By exploiting the binary constraint on x , constraints (30) can be linearized using McCormick inequalities (25f) and the MIC reformulation (25) follows.

Next, we argue that constraint (26) is a valid inequality to (25). To this end, take a solution $(\hat{x}, \hat{\pi}, \hat{z}, \hat{\beta}, \hat{t})$ satisfying (25b) -(25g). We define $\bar{z} \in \{0, 1\}^N$ such that $\bar{z}_n = 1$ if and only if $A(x)\xi^n - b(x) < 0$ for all $n = 1, \dots, N$ and claim that $(\hat{x}, \hat{\pi}, \bar{z}, \hat{\beta}, \hat{t})$ satisfies (25b) -(25g) and (26). First, we observe that $(\hat{x}, \bar{z}, \hat{\beta})$ satisfies constraints (25c)-(25d), which equivalently can be rewritten as

$$\min\{A(\pi)\xi^n - b(\pi) + z_n M_n^2, (1 - z_n)M_n^2\} \geq 1 - \beta_n, \quad n = 1, \dots, N.$$

Given \bar{z} and sufficiently large M_n^2 such that $A(\hat{\pi})\xi^n - b(\hat{\pi}) + M_n^2$, we have $\min\{A(\hat{\pi})\xi^n - b(\hat{\pi}) + \bar{z}_n M_n^2, (1 - \bar{z}_n)M_n^2\} = (A(\hat{\pi})\xi^n - b(\hat{\pi}))^+ \geq \min\{A(\hat{\pi})\xi^n - b(\hat{\pi}) + \hat{z}_n M_n^2, (1 - \hat{z}_n)M_n^2\}$. This implies that $(\hat{x}, \bar{z}, \hat{\beta})$ satisfies constraints (25c)-(25d). Now, it remains to show that \bar{z} satisfies (26). To see this, we will show that $\bar{z}_n \leq \hat{\beta}_n$ which then implies that $\sum_{n=1}^N \bar{z}_n \leq \sum_{n=1}^N \hat{\beta}_n \leq \alpha N$. When $\bar{z}_n = 1$, $\min\{A(\hat{\pi})\xi^n - b(\hat{\pi}) + \bar{z}_n M_n^2, (1 - \bar{z}_n)M_n^2\} = 0 \geq 1 - \beta_n$, which implies that $\beta_n \geq 1 = \bar{z}_n$. When $\bar{z}_n = 0$, $\beta_n \geq 0 = \bar{z}_n$. Thus, we conclude that (26) is a valid inequality to (25).

REMARK 4. To obtain big-M constants, consider an optimal solution (π^*, t^*, β^*) to problem (25). We should have $t^* > 0$. To see this, assuming that $t^* = 0$, then all $\beta_n^* = 1$ for $n = 1, \dots, N$, $\pi^* = 0$ and consequently constraint (25c) is violated. The positivity of t^*

implies that at least one of constraints (26b) holds tight. Thus, $t^* = \max_{n: A(x)\xi - b(x) > 0} \{(1 - \beta_n) / [A(x)\xi - b(x)]\} \leq \max_{n: A(x)\xi - b(x) > 0} \{1 / [A(x)\xi - b(x)]\}$ since $\beta_n \geq 0$, $n = 1, \dots, N$. An upper bound \bar{t} of t can be obtained as follows: for every $n = 1, \dots, N$, solve $t_n = \min_{x \in \mathcal{X}} \{(A(x)\xi^n - b(x))^+\}$ and let $\bar{t} = \max_{n: t_n > 0} 1/t_n$ if there exists at least n such that $t_n > 0$. The big-M constant M_0 can be set as \bar{t} . The big-M constants associated with (25c) and (25d) can be set as $M_n^2 = 1 - \min_{x \in \mathcal{X}, t \geq 0} \{(A(x)\xi^n - b(x))t : \epsilon N t \|A(x)\| \leq \bar{\alpha} N\}$

5. Computational Study

In the computational study, we demonstrate the computational effectiveness of the proposed mixed integer programming formulations (with both discrete and continuous distributions) on instances of a DRCC counterpart of the transportation problem with random demand (Luedtke et al. 2010, Elçi et al. 2018). For continuous distributions, we also compute instances of demand response management using building load where the decisions are pure binary to compare the alternative MILP (which can be found in Appendix C) proposed in Zhang and Dong (2022) and our proposed mixed 0-1 conic reformulation. In Section 5.1, we describe the instance setup (i) for the RHS uncertainty on the transportation problem and the demand response management problem and (ii) for the LHS uncertainty on the portfolio optimization problem. There are mainly two parts of results: (1) the computational performance (with CPU time, optimality gap, etc) of the risk-adjustable DRCC models with RHS and LHS uncertainty in Sections 5.2 and 5.3, respectively, and (2) the solution details given by the models in Section 5.4. In particular, Section 5.2 demonstrates the computational efficacy of the proposed mixed integer formulations and valid inequalities. Section 5.4 shows that the risk-adjustable DRCC following the finite distribution assumption A1 provides the highest objective values compared to the risk-adjustable DRCC under the continuous distribution assumption A2 and the stochastic chance-constrained counterpart (which is presented in Appendix B).

5.1. Computational Setup

Transportation problem: There are I suppliers and D customers. The suppliers have limited capacity M_i , $i = 1, \dots, I$. There occurs a transportation cost c_{ij} for shipping one unit from supplier i to customer j . The customer demands $\tilde{\xi}_j$, $j = 1, \dots, D$ are random. Let f_j denote the distribution of $\tilde{\xi}_j$ and \mathcal{D}_j be the Wasserstein ambiguity set regarding the distribution f_j . With a penalty cost p of risk tolerance α_j for every customer j , the risk-adjustable DRCC transportation problem is formulated as follows.

$$\min_{x \in \mathcal{X}, \alpha} \left\{ \sum_{i=1}^I \sum_{j=1}^D c_{ij} x_{ij} + p \sum_{j=1}^D \alpha_j : \inf_{f_j \in \mathcal{D}_j} \mathbb{P}_{f_j} \left(\sum_{i=1}^I x_{ij} \geq \tilde{\xi}_j \right) \geq 1 - \alpha_j, 0 \leq \alpha_j \leq \bar{\alpha}, j = 1, \dots, D \right\}, \quad (32)$$

where $\mathcal{X} := \{x \in \mathbb{R}_+^{I \times D} : \sum_{j=1}^D x_{ij} \leq M_i, i = 1, \dots, I\}$. Following Elçi et al. (2018), the risk threshold's upper bound $\bar{\alpha}$ is set to 0.3 and p is set to 10^6 . To break symmetry, a random perturbation is added to the penalty cost p following a uniform distribution on the interval $[0, 100]$ for every α_j , $j = 1, \dots, D$. The radius of the Wasserstein ball \mathcal{D}_j is 0.05. For other parameters (i.e., c_{ij}, M_i and samples of $\tilde{\xi}_j$), we use the data sets with $I = 40$ suppliers in Luedtke et al. (2010) with equal probabilities for all samples.

Building load control problem: There is an aggregate HVAC (i.e., heating, ventilation, and air conditioning) load of n buildings to absorb random local solar photovoltaic (PV) generation \tilde{P}_t^{PV} over T time periods throughout the day. Let \mathcal{D}_t be the Wasserstein ambiguity regarding the distribution f of PV generation \tilde{P}_t^{PV} during period t . For each time period t , we solve the following risk-adjustable DRCC formulation for deciding the room temperature $x_{t,\ell}$ and HVAC ON/OFF decision $u_{t,\ell}$ of building ℓ .

$$\min_{(x,u) \in \mathcal{X}_t, \alpha_t} \left\{ c_{\text{sys}} \sum_{\ell=1}^n |x_{t,\ell} - x_{\text{ref}}| + c_{\text{switch}} \sum_{\ell=1}^n u_{t,\ell} + p \alpha_t : \inf_{f \in \mathcal{D}_t} \mathbb{P}_f \left(\sum_{\ell=1}^n P_{\ell} u_{t,\ell} \geq \tilde{P}_t^{\text{PV}} \right) \geq 1 - \alpha_t, 0 \leq \alpha_t \leq \bar{\alpha} \right\}, \quad (33)$$

where $\mathcal{X}_t = \{(x_t, u_t) \in \mathbb{R}^n \times \{0, 1\}^n : x_{t,\ell} = A_\ell x_{t-1,\ell} + B_\ell u_{t,\ell} + G_\ell v_\ell, x_{\min} \leq x_{t,\ell} \leq x_{\max}, \ell = 1, \dots, n\}$.

The objective minimizes the cost of (1) the user's discomfort (indicated by the room temperature deviation from the set-point x_{ref}), (2) switching cycles, and (3) risk violation of PV tracking. The DRCC ensures that PV generation is absorbed by the HCAC fleet with probability $1 - \alpha_t$. The indoor temperature x_t and binary ON/OFF decision u_t need to satisfy the constraints of temperature comfort band and thermal dynamics in the feasible set \mathcal{X}_t . The parameters A_ℓ, B_ℓ, G_ℓ are obtained from the building's thermal resistances, thermal capacity, and cooling capacity. Parameter v_ℓ is a given system disturbance. We use all the parameters and data following Zhang and Dong (2022). In particular, the radius of the Wasserstein ball \mathcal{D}_t is 0.02. To solve the ON/OFF decisions for a planning horizon of $T = 53$ periods throughout the day, one needs to sequentially solve 53 problems in the form of (33), one for each period.

Portfolio optimization: Following Xie and Ahmed (2020), we consider a portfolio optimization problem where there are K assets with random return $\tilde{\xi}_1, \dots, \tilde{\xi}_K$. The target return is ω . The investor aims to decide the investment x_k into asset k , $k = 1, \dots, K$ with minimum cost while exceeding the target return with a high probability $1 - \alpha$. The risk-adjustable DRCC portfolio optimization problem is given as following.

$$\min_{x \geq 0, \alpha} \left\{ \sum_{k=1}^K c_k x_k + p\alpha : \inf_{f \in \mathcal{D}} \mathbb{P}_f \left(\sum_{k=1}^K \tilde{\xi}_k x_k \geq \omega \right) \geq 1 - \alpha, 0 \leq \alpha \leq \bar{\alpha} \right\} \quad (34)$$

We set $K \in \{30, 50\}$ and $\omega = 15$ and choose the cost coefficients c_1, \dots, c_K uniformly at random from $\{1, \dots, 100\}$. Each asset return $\tilde{\xi}_k$ is governed by a uniform distribution on $[0.8, 1.5]$. We use the 2-norm Wasserstein ambiguity set and set Wasserstein radius to $\epsilon = 0.05$.

The computations are conducted on a Windows 10 Pro machine with Intel(R) Core(TM) i7-8700 CPU 3.20 GHz and 16 GB memory. All models and algorithms are implemented

in Python 3.7.6 using Gurobi 10.0.1. The Gurobi default settings are used for optimizing all integer formulations except for the mixed integer conic formulation (17), for which the Gurobi parameter `MIPFocus` is set to 3. When implementing the branch-and-cut algorithm, we add the violated extended polymatroid inequalities using Gurobi `callback` class by `Model.cbLazy()` for integer solutions. For all the nodes in the branch-and-bound tree, we generate violated cuts at each node as long as any exists. The optimality gap tolerance is default as 10^{-4} . The time limit is set to 1800 seconds for computing the transportation problem instances, 100 seconds for solving the building load control problem in one period, and 3600 seconds for the portfolio optimization problem.

5.2. CPU and Optimality Gaps with RHS Uncertainty

Under the finite distribution assumption A1, we solve the MILP (12) with and without valid inequalities in Proposition 5. Under the continuous distribution assumption A2, the mixed 0-1 conic formulation (17) can be rewritten as a mixed 0-1 second-order cone programming (SOCP) formulation if constraint (20) is replaced by constraints (21). We solve the mixed 0-1 SOCP reformulation with and without valid the extended polymatroid inequalities. With only binary decisions, we also compare the mixed 0-1 SOCP reformulation with the alternative MILP reformulation in Appendix C. Our valid inequalities significantly reduce the solution time of directly solving the mixed integer models in Gurobi. The details are presented as follows.

5.2.1. Finite distributions We first optimize transportation problem instances with the finite distribution model using the MILP reformulation with and without strengthening techniques proposed in Proposition 5. Table 1 presents the CPU time (in seconds), “**Opt. Gap**” as the optimality gap, and “**Node**” as the total number of branching nodes. The CPU time includes the preprocessing time t_{BS} for calculating the violation

risk α_n corresponding to every sample ξ^n , $n = 1, \dots, N$ using the bisection search method, and the time t_{MILP} for solving the MILP reformulation (12) using Gurobi. In Table 1, we solve the transportation problem with $J \in \{100, 200\}$ customer demands with $N = \{50, 100, 200, 1000, 2000, 3000\}$ samples. For each (J, N) setting, five instances are solved. Table 1 presents the average CPU times, the average optimality gaps, and the average number of branching nodes. Details of each instance can be found in Appendix D.

In Table 1, with valid inequalities proposed in Proposition 5, all the instances are solved optimally at the root node within the time limit (thus optimality gap is zero and omitted). Whereas, if being solved without the valid inequalities, the instances of more samples ($N \geq 1000$) cannot be solved within the 18000-second time limit and ends with an optimality gap up to 5.47%. For larger-sized problems, solving the MILP (12) with valid inequalities is much faster than solving the MILP (12) directly due to the strength of the strengthened star inequality (14). With the valid inequalities, most of the CPU time spends on preprocessing (t_{BS}).

Table 1 Comparison of CPU time (in seconds) and optimality gaps of finite distributions

| Demand | N | MILP + Valid Ineq. | | | | MILP | | | | |
|--------|------|--------------------|-------------------|-------|------|-----------------|-------------------|-------|----------|-------|
| | | t_{BS} | t_{MILP} | Time | Node | t_{BS} | t_{MILP} | Time | Opt. Gap | Node |
| 100 | 50 | 0.00 | 0.04 | 0.04 | 1 | 0.01 | 0.31 | 0.31 | N/A | 1 |
| 100 | 100 | 0.02 | 0.07 | 0.09 | 1 | 0.02 | 1.02 | 1.04 | N/A | 158 |
| 100 | 200 | 0.07 | 0.09 | 0.15 | 1 | 0.06 | 6.45 | 6.52 | N/A | 2018 |
| 100 | 1000 | 1.26 | 0.33 | 1.60 | 1 | 1.21 | LIMIT | LIMIT | 0.09% | 33454 |
| 100 | 2000 | 4.67 | 0.72 | 5.39 | 1 | 4.64 | LIMIT | LIMIT | 0.65% | 9022 |
| 200 | 2000 | 9.18 | 1.60 | 10.79 | 1 | 9.39 | LIMIT | LIMIT | 2.58% | 6678 |
| 200 | 3000 | 20.37 | 2.38 | 22.75 | 1 | 20.59 | LIMIT | LIMIT | 5.47% | 6083 |

5.2.2. Continuous distributions We first focus on the computational performance of solving the building load control problem with the binary decision. We use the proposed mixed 0-1 SOCP formulation (“**MISOCP**”) and the alternative MILP formulation

(“**MILP-Binary**”) from Zhang and Dong (2022). In particular, the MISOCP is obtained by replacing the rotated conic constraint (17b) with the SOC constraints (21a)-(21b). The left-hand side function $h(o)$ of (21a) is submodular and thus the extended polymatroid inequalities (22) is added in a branch-and-cut (“**B&C**”) algorithm when being violated.

Table 2 reports, for each instance, the total CPU time of solving the building load control problem (33) for all 53 periods. If for any period, the problem cannot be solved within the time limit, we report “**#LIMIT**” as the number of periods which cannot be solved, and “**Avg. Gap**” as their average optimality gap. Owing to its stronger relaxations and fewer variables, the MISOCP (B&C) quickly solves all the instances, with an average of only 1.2 seconds per instance. The optimality gaps are all zeros and thus not reported in the table. In contrast, MILP-Binary fails to be solved within the 100-second time limit for each period, with an average of 17 periods not solved to optimal.

Table 2 Comparison of CPU time (in seconds) and optimality gaps of continuous distributions with binary variables

| Instance | MILP-Binary | | | | MISOCP (B&C) | | |
|----------|-------------|--------|-----------|----------|--------------|--------|-----------|
| | Time | #LIMIT | Avg. Node | Avg. Gap | Time | #LIMIT | Avg. Node |
| 1 | 2359.28 | 21 | 314880 | 0.34% | 1.26 | 0 | 1 |
| 2 | 2124.01 | 18 | 282644 | 0.40% | 1.32 | 0 | 11 |
| 3 | 2165.93 | 19 | 205147 | 0.59% | 1.30 | 0 | 1 |
| 4 | 2293.98 | 19 | 286217 | 0.62% | 1.50 | 0 | 14 |
| 5 | 1827.85 | 14 | 202231 | 0.55% | 1.22 | 0 | 1 |
| 6 | 2206.03 | 18 | 246280 | 0.63% | 1.20 | 0 | 1 |
| 7 | 2190.73 | 20 | 262080 | 0.62% | 1.23 | 0 | 18 |
| 8 | 1893.50 | 15 | 223771 | 0.33% | 1.00 | 0 | 1 |
| 9 | 1720.97 | 13 | 211767 | 0.63% | 1.04 | 0 | 1 |
| 10 | 1899.43 | 16 | 220385 | 0.47% | 1.41 | 0 | 60 |
| avg. | 2068.17 | 17 | 245540 | 0.52% | 1.25 | 0 | 11 |

Next, we compare the branch-and-cut algorithm using the extended polymatroid inequalities (in column “**B&C**”) with directly solving the MISOCP (17) (in column “**No Cuts**”) on the transportation problem instances. If any instance cannot be solved within the 1800-second time limit, we report the average optimality gap and the number of unsolved instances in parentheses. In Table 3, the branch-and-cut algorithm solves the MISOCP faster than directly solving it in Gurobi.

Table 3 Comparison of CPU time (in seconds) and optimality gaps of continuous distributions using MISOCP

| Demand | N | Instance | No Cuts | | | B&C | | |
|--------|-----|----------|---------|-----------|-------|--------|-----------|--------|
| | | | Time | Opt. Gap | Node | Time | Opt. Gap | Node |
| 100 | 50 | a | 92.33 | N/A | 9186 | 7.75 | N/A | 1 |
| 100 | 50 | b | 66.09 | N/A | 16896 | 10.17 | N/A | 6 |
| 100 | 50 | c | 80.81 | N/A | 11245 | 10.49 | N/A | 335 |
| 100 | 50 | d | 38.65 | N/A | 6526 | 15.13 | N/A | 995 |
| 100 | 50 | e | 67.36 | N/A | 6565 | 8.31 | N/A | 1 |
| | | avg. | 69.05 | N/A | 10084 | 10.37 | N/A | 268 |
| 100 | 100 | a | 64.15 | N/A | 1 | 40.33 | N/A | 1 |
| 100 | 100 | b | 86.54 | N/A | 46 | 39.79 | N/A | 1 |
| 100 | 100 | c | 367.28 | N/A | 8467 | 29.57 | N/A | 1 |
| 100 | 100 | d | 46.37 | N/A | 1 | 17.59 | N/A | 1 |
| 100 | 100 | e | 47.24 | N/A | 1 | 29.49 | N/A | 1 |
| | | avg. | 122.32 | N/A | 1703 | 31.36 | N/A | 1 |
| 100 | 200 | a | 1455.53 | N/A | 1743 | 442.66 | N/A | 1246 |
| 100 | 200 | b | LIMIT | 0.12% | 7211 | 434.15 | N/A | 3 |
| 100 | 200 | c | LIMIT | 0.32% | 10108 | LIMIT | 0.18% | 116520 |
| 100 | 200 | d | LIMIT | 0.08% | 664 | 366.55 | N/A | 662 |
| 100 | 200 | e | LIMIT | 0.34% | 28139 | 619.82 | N/A | 878 |
| | | avg. | 1731.98 | 0.21% (4) | 9573 | 732.73 | 0.18% (1) | 23862 |

5.3. CPU and Optimality Gaps with LHS Uncertainty

In this section, we solve the DRCC model (1) with LHS uncertainty using the conic formulations ((24) and (25)) with and without bilinear terms. A budget-type valid inequality (similar to (26)) over the binary variables is used to strengthen formulation (25) according to Ho-Nguyen et al. (2023). The portfolio optimization problem is solved with $K \in \{20, 30, 50\}$ assets and $N \in \{30, 50\}$ samples. For each (K, N) pair, we solve five instances. Table 4 presents the average of CPU time (in seconds), optimality gap, and total number of branching nodes over the five instances for each setting. In the column “**Opt. Gap,**” the percentage gaps reported are averaged over the number (shown in the parentheses) of instances (out of five) which cannot be solved within the time limit of one hour. In Table 4, MIC (25) is solved faster for most (K, N) settings except for $(K, N) = (30, 30)$. We also note that for the instance which cannot be solved within the time limit using MIC (25), the optimality gaps are relatively larger than those of formulation (24).

Table 4 Comparison of CPU time (in seconds) and optimality gaps between MIC and bilinear programs

| K | N | MIC (25) | | | Bilinear (24) | | |
|----|----|----------|------------|----------|---------------|-----------|---------|
| | | Time | Opt. Gap | Node | Time | Opt. Gap | Node |
| 20 | 30 | 10.22 | N/A | 53655 | 17.76 | N/A | 94614 |
| 20 | 50 | 184.36 | N/A | 816809 | 543.78 | N/A | 1067457 |
| 30 | 30 | 286.66 | N/A | 1571725 | 151.45 | N/A | 624048 |
| 30 | 50 | 2434.58 | 11.31% (2) | 8636320 | 3128.93 | 5.68% (4) | 5494919 |
| 50 | 30 | 1684.81 | 4.56% (2) | 10433123 | 1822.76 | 3.68% (2) | 3810056 |
| 50 | 50 | 795.12 | N/A | 8023699 | 2929.25 | 7.27% (3) | 4821505 |

5.4. Solution Details of Models with Finite and Continuous Distributions

In this section, we focus on the solution details of the transportation problem, which are obtained by solving the risk-adjustable DRCC models (assuming finite distributions

(“**Finite**”) and continuous distributions (“**Continuous**”), as well as the risk-adjustable stochastic chance-constrained model (“**Stochastic**”). The detailed formulation of the stochastic chance-constrained model is available in Appendix B. In Section 5.2, we observe that the branch-and-cut algorithm does not scale as efficiently as the MILP (12) assuming finite distributions, particularly when the sample size increases. In this section, the solution details suggest that the MISOCP model assuming continuous distributions can be effectively approximated by the MILP model (12) for larger sample sizes. The details are presented below.

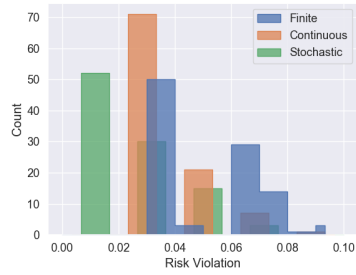
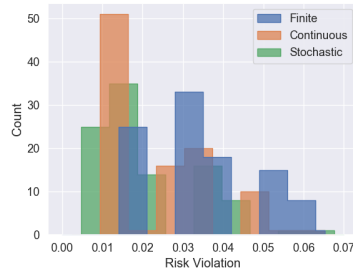
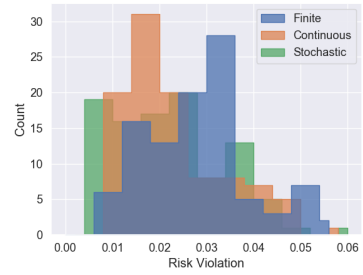
5.4.1. Optimal objective Values We compare the optimal objective values obtained from solving the three models: Finite, Continuous, and Stochastic. In Table 5, the relative difference (in columns “**Diff.**”) is calculated as the relative gap with the Finite model. The positive relative differences of the Continuous models are as indicated by Proposition 4. All the relative differences for both Continuous and Stochastic models are positive, which indicates the conservatism of the Finite model compared to the other two models. Furthermore, the differences between the Continuous and the Finite models decrease as the sample size grows larger. For instance, with a sample size $N = 50$, the average difference between the Finite and Continuous models is 7.5%, which reduces to 1.7% when $N = 200$. This observation implies that solving the Finite model as a conservative approximation of the Continuous model becomes more suitable when the sample size is large and the MISOCP for the Continuous model is time-consuming to solve.

5.4.2. Allowed risk tolerance In this section, we look into the risk tolerance allowed by solving the three models. Recall that the transportation problem imposes a chance constraint for each demand location and with $D = 100$ customers, there are 100 allowed

Table 5 Comparison of objective costs

| Demand | N | Instance | Finite | Continuous | Stochastic | | |
|--------|-----|----------|----------|------------|------------|----------|-------|
| | | | Obj. | Obj. | Diff. | Obj. | Diff. |
| 100 | 50 | a | 37891812 | 34882415 | 7.9% | 35877509 | 5.3% |
| 100 | 50 | b | 39600119 | 36583112 | 7.6% | 37580027 | 5.1% |
| 100 | 50 | c | 40591537 | 37591717 | 7.4% | 38591438 | 4.9% |
| 100 | 50 | d | 39992224 | 36977377 | 7.5% | 37972322 | 5.1% |
| 100 | 50 | e | 41872481 | 38851630 | 7.2% | 39851708 | 4.8% |
| | | avg. | 39989635 | 36977250 | 7.5% | 37974601 | 5.0% |
| 100 | 100 | a | 36300456 | 34797106 | 4.1% | 35236038 | 2.9% |
| 100 | 100 | b | 38370855 | 36931801 | 3.8% | 37356067 | 2.6% |
| 100 | 100 | c | 39353292 | 37849666 | 3.8% | 38297139 | 2.7% |
| 100 | 100 | d | 38786542 | 37271588 | 3.9% | 37715295 | 2.8% |
| 100 | 100 | e | 40741978 | 39244431 | 3.7% | 39710167 | 2.5% |
| | | avg. | 38710625 | 37218919 | 3.9% | 37662941 | 2.7% |
| 100 | 200 | a | 35767904 | 35150000 | 1.7% | 35202312 | 1.6% |
| 100 | 200 | b | 37895369 | 37270088 | 1.7% | 37318954 | 1.5% |
| 100 | 200 | c | 38919823 | 38266132 | 1.7% | 38322395 | 1.5% |
| 100 | 200 | d | 38302041 | 37643158 | 1.7% | 37668983 | 1.7% |
| 100 | 200 | e | 40113429 | 39463734 | 1.6% | 39516533 | 1.5% |
| | | avg. | 38199713 | 37558622 | 1.7% | 37605836 | 1.6% |

risk tolerances α_j , $j = 1, \dots, 100$. Figures 2-4 show the distributions of the risk tolerances obtained by solving the Finite, Continuous, and Stochastic models with sample size $N = \{50, 100, 200\}$. The stochastic model assigns α 's to smaller values than the two DRCC models. Additionally, as the sample size increases, there is more overlap between the distributions obtained from solving the Finite and Continuous models, which supports approximating the Continuous model with the Finite model when the sample size is large.

Figure 2 $N = 50$ Figure 3 $N = 100$ Figure 4 $N = 200$

5.5. Impact of Wasserstein Ball Radius

In this section, we explore the impact of Wasserstein ball radius ϵ on the computational time and solutions using the transportation problem instances. Table 6 presents the computational times and optimal objective values of solving the Finite model with various Wasserstein ball radii ϵ and upper bounds $\bar{\alpha}$ of allowed risk tolerance. For a fixed radius, increasing the risk tolerance bound $\bar{\alpha}$ initially from 0.03 to 0.05 raises the objective value and the objective remains unchanged from 0.05 to 0.30. The objective also increases with larger radius ϵ as more ambiguity is considered. Figure 5 displays the distributions and

Table 6 Comparison of CPU time (in seconds) and objectives

| ϵ | $\bar{\alpha}$ | Obj | t_{BS} | t_{MILP} | Time |
|------------|----------------|-------------|----------|------------|-------|
| 0.01 | 0.03 | 75338651.10 | 0.26 | 0.35 | 0.61 |
| 0.01 | 0.05 | 75305108.16 | 0.66 | 0.51 | 1.17 |
| 0.01 | 0.30 | 75305108.16 | 20.08 | 2.66 | 22.74 |
| 0.05 | 0.03 | 75720278.48 | 0.26 | 0.30 | 0.56 |
| 0.05 | 0.05 | 75681030.16 | 0.68 | 0.42 | 1.10 |
| 0.05 | 0.30 | 75681030.16 | 20.77 | 2.51 | 23.28 |
| 0.10 | 0.03 | 76005476.44 | 0.25 | 0.28 | 0.53 |
| 0.10 | 0.05 | 75960989.41 | 0.72 | 0.41 | 1.13 |
| 0.10 | 0.30 | 75960989.41 | 20.65 | 2.41 | 23.06 |

medians of the allowed risk tolerances obtained for radii $\epsilon \in \{0.01, 0.05, 0.10\}$ with an upper risk tolerance bound $\bar{\alpha} = 0.30$. The risk-adjustable model assigns α to larger values with larger radii to better trade-off between the system cost and risk violation.

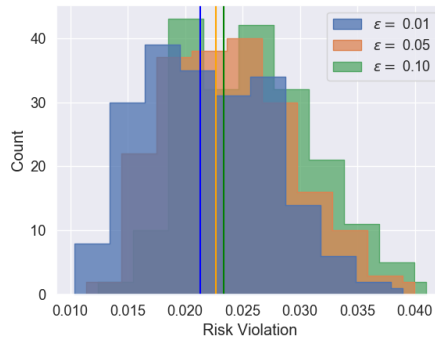


Figure 5 $\bar{\alpha} = 0.30$

6. Conclusions

In this paper, we investigated distributionally robust individual chance-constrained problems with a data-driven Wasserstein ambiguity set, where the uncertainty affects either the RHS or the LHS. The risk tolerance is treated as a decision variable. The goal of the risk-adjustable DRCC is to trade-off between system costs and risk violation costs via penalizing the risk tolerance in the objective function. For the RHS uncertainty, we provided a MILP reformulation of the risk-adjustable DRCC problem with finite distributions and a MISOCP reformulation for the continuous distribution case. For the LHS uncertainty, we mixed integer conic reformulations with binary decisions. Moreover, valid inequalities are derived for all the reformulations. Via extensive numerical studies, we demonstrated that our valid inequalities accelerate solving the risk-adjustable DRCC models when compared to optimization solvers. Although the MISOCP reformulation does not scale well with larger sample size, the MILP reformulation can be used as an approximation of the MISOCP reformulation.

References

- Atamtürk A, Gómez A (2020) Submodularity in conic quadratic mixed 0–1 optimization. *Operations Research* 68(2):609–630.
- Atamtürk A, Narayanan V (2008) Polymatroids and mean-risk minimization in discrete optimization. *Operations Research Letters* 36(5):618–622.
- Atamtürk A, Nemhauser GL, Savelsbergh MW (2000) The mixed vertex packing problem. *Mathematical Programming* 89(1):35–53.
- Chen LG, Tang Q (2022) Supply chain performance with target-oriented firms. *Manufacturing & Service Operations Management* 24(3):1714–1732.
- Chen Z, Kuhn D, Wiesemann W (2022) Data-driven chance constrained programs over Wasserstein balls. *Operations Research* 0(0), URL <https://doi.org/10.1287/opre.2022.2330>.
- Chen Z, Kuhn D, Wiesemann W (2023) On approximations of data-driven chance constrained programs over wasserstein balls. *Operations Research Letters* 51(3):226–233.
- Dentcheva D, Prékopa A, Ruszczyński A (2000) Concavity and efficient points of discrete distributions in probabilistic programming. *Mathematical Programming* 89(1):55–77.
- Elçi Ö, Noyan N, Bülbül K (2018) Chance-constrained stochastic programming under variable reliability levels with an application to humanitarian relief network design. *Computers & Operations Research* 96:91–107.
- Evers WH (1967) A new model for stochastic linear programming. *Management Science* 13(9):680–693.
- Gao R, Kleywegt A (2023) Distributionally robust stochastic optimization with wasserstein distance. *Mathematics of Operations Research* 48(2):603–655.
- Günlük O, Pochet Y (2001) Mixing mixed-integer inequalities. *Mathematical Programming* 90(3):429–457.
- Hanasusanto GA, Roitch V, Kuhn D, Wiesemann W (2015) A distributionally robust perspective on uncertainty quantification and chance constrained programming. *Mathematical Programming* 151(1):35–62.
- Ho-Nguyen N, Kilinç-Karzan F, Küçükyavuz S, Lee D (2023) Strong formulations for distributionally robust chance-constrained programs with left-hand side uncertainty under wasserstein ambiguity. *INFORMS Journal on Optimization* 5(2):211–232.

- Ji R, Lejeune MA (2021) Data-driven distributionally robust chance-constrained optimization with wasserstein metric. *Journal of Global Optimization* 79(4):779–811.
- Jiang R, Guan Y (2016) Data-driven chance constrained stochastic program. *Mathematical Programming, Series A* 158(1):291–327.
- Kai W, Jacquillat A, Vaze V (2022) Vertiport planning for urban aerial mobility: An adaptive discretization approach. *Manufacturing & Service Operations Management* 24(6):3215–3235.
- Keyvandarian A, Saif A (2023) Optimal sizing of a reliability-constrained, stand-alone hybrid renewable energy system using robust satisficing. *Renewable Energy* 204:569–579.
- Küçükyavuz S, Jiang R (2022) Chance-constrained optimization under limited distributional information: A review of reformulations based on sampling and distributional robustness. *EURO Journal on Computational Optimization* 10:100030.
- Lejeune MA, Shen S (2016) Multi-objective probabilistically constrained programs with variable risk: Models for multi-portfolio financial optimization. *European Journal of Operational Research* 252(2):522–539.
- Long DZ, Sim M, Zhou M (2023) Robust satisficing. *Operations Research* 71(1):61–82.
- Luedtke J, Ahmed S (2008) A sample approximation approach for optimization with probabilistic constraints. *SIAM Journal on Optimization* 19(2):674–699.
- Luedtke J, Ahmed S, Nemhauser GL (2010) An integer programming approach for linear programs with probabilistic constraints. *Mathematical Programming* 122(2):247–272.
- Ma H, Jiang R, Yan Z (2019) Distributionally robust co-optimization of power dispatch and do-not-exceed limits. *IEEE Transactions on Power Systems* 35(2):887–897.
- McCormick GP (1976) Computability of global solutions to factorable nonconvex programs: Part I-Convex underestimating problems. *Mathematical programming* 10(1):147–175.
- Prékopa A (1990) Dual method for the solution of a one-stage stochastic programming problem with random rhs obeying a discrete probability distribution. *Zeitschrift für Operations Research* 34(6):441–461.
- Prékopa A (2003) Probabilistic programming. *Handbooks in operations research and management science* 10:267–351.

- Qiu F, Li Z, Wang J (2016) A data-driven approach to improve wind dispatchability. *IEEE Transactions on Power Systems* 32(1):421–429.
- Rengarajan T, Dimitrov N, Morton DP (2013) Convex approximations of a probabilistic bicriteria model with disruptions. *INFORMS Journal on Computing* 25(1):147–160.
- Rengarajan T, Morton DP (2009) Estimating the efficient frontier of a probabilistic bicriteria model. *Proceedings of the 2009 winter simulation conference (WSC)*, 494–504 (IEEE).
- Ruszczynski A (2002) Probabilistic programming with discrete distributions and precedence constrained knapsack polyhedra. *Mathematical Programming* 93(2):195–215.
- Shen S (2014) Using integer programming for balancing return and risk in problems with individual chance constraints. *Computers & operations research* 49:59–70.
- Simon HA (1959) Theories of decision-making in economics and behavioral science. *The American Economic Review* 49(3):253–283, ISSN 00028282, URL <http://www.jstor.org/stable/1809901>.
- Wang Z, Shen C, Liu F, Wang J, Wu X (2018) An adjustable chance-constrained approach for flexible ramping capacity allocation. *IEEE Transactions on Sustainable Energy* 9(4):1798–1811.
- Xie W (2021) On distributionally robust chance constrained programs with Wasserstein distance. *Mathematical Programming* 186:115–155, URL <http://dx.doi.org/https://doi.org/10.1007/s10107-019-01445-5>.
- Xie W, Ahmed S (2018) On deterministic reformulations of distributionally robust joint chance constrained optimization problems. *SIAM Journal on Optimization* 28(2):1151–1182.
- Xie W, Ahmed S (2020) Bicriteria approximation of chance-constrained covering problems. *Operations Research* 68(2):516–533.
- Xie W, Ahmed S, Jiang R (2022) Optimized bonferroni approximations of distributionally robust joint chance constraints. *Mathematical Programming* 191(1):79–112.
- Xu H, Caramanis C, Mannor S (2012) Optimization under probabilistic envelope constraints. *Operations Research* 60(3):682–699.

Zhang Y, Dong J (2022) Building load control using distributionally robust chance-constrained programs with right-hand side uncertainty and the risk-adjustable variants. *INFORMS Journal on Computing* 34(3):1531–1547, URL <https://doi.org/10.1287/ijoc.2021.1152>.

Zhao Y, Chen Z, Zhang Z (2023) Distributionally robust chance-constrained p-hub center problem. *INFORMS Journal on Computing* 35(6):1361–1382.

Appendix A: Dominance of Risk Tolerance

The chance constrained programming literature (see, e.g., Prékopa 1990, Dentcheva et al. 2000, Ruszczyński 2002, Prékopa 2003) defines the concept of *non-dominated points*, or the so-called p -efficient points, where p refers to $1 - \alpha$ in this paper.

DEFINITION 3 (p -EFFICIENT POINT). (Prékopa 2003, Dentcheva et al. 2000) Let $p \in (0, 1)$. A point $v \in \mathbb{R}^m$ is a p -efficient point of the probability distribution f , $\mathbb{P}_f(v) \geq p$ and there is no $w \leq v$, $w \neq v$ such that $\mathbb{P}_f(w) \geq p$.

The concept can be extended to the DRO variant in the following definition.

DEFINITION 4 (DISTRIBUTIONALLY ROBUST p -EFFICIENT POINT). Let $p \in (0, 1)$. A point $v \in \mathbb{R}^m$ is a distributionally robust p -efficient point of the ambiguity set \mathcal{D} , $\inf_{f \in \mathcal{D}} \mathbb{P}_f(v) \geq p$ and there is no $w \leq v$, $w \neq v$ such that $\inf_{f \in \mathcal{D}} \mathbb{P}_f(w) \geq p$.

In the case of individual chance constraint with an uncertain RHS, under the empirical distribution of $\{\xi^n\}_{n=1}^N$, the $(1 - \alpha)$ -efficient point is the $(1 - \alpha)$ -quantile (or $(1 - \alpha)$ -VaR) of the empirical distribution. The distributionally robust $(1 - \alpha)$ -efficient point coincides with the worst-case VaR t_α (obtained by assuming either the finite distribution or the continuous distribution), which is greater than the $(1 - \alpha)$ -quantile of the reference distribution in the Wasserstein ball \mathcal{D} . Similar to the $(1 - \alpha)$ -quantile, the worst-case VaR is nonincreasing in the risk tolerance, which is formally stated in the following proposition.

PROPOSITION 6. *Given $0 \leq \alpha_1 < \alpha_2 \leq \bar{\alpha}$, let t_{α_1} and t_{α_2} be the worst-case VaRs associated with α_1 and α_2 , respectively. Then, $t_{\alpha_1} \geq t_{\alpha_2}$.*

The proof can be easily derived based on the water-filling interpretation in Section 2.2 and is omitted for brevity.

Appendix B: Stochastic Chance Constrained Problem: MILP Reformulation

Let $N' = \lceil \bar{\alpha}N \rceil$.

$$\min_{x \in \mathcal{X}, y} c^\top x + \sum_{n=1}^{N'-1} \Delta_n y_n + \Delta_{N'} \quad (35a)$$

$$\text{s.t. } Tx \geq \xi^{N'} + \sum_{n=1}^{N'-1} (\xi^n - \xi^{n+1}) y_n \quad (35b)$$

$$y_{n+1} \geq y_n, \quad n = 1, \dots, N' - 2 \quad (35c)$$

$$\frac{1}{N} \left(N' - 1 - \sum_{n=1}^{N'-1} y_n \right) \in (0, \bar{\alpha}] \quad (35d)$$

$$y_n \in \{0, 1\}, \quad n = 1, \dots, N' - 1, \quad (35e)$$

where $\Delta_n := g(n/N) - g((n+1)/N)$, $n = 1, \dots, N' - 1$, and $\Delta_{N'} := g(N'/N)$.

Appendix C: Alternative MILP Reformulation for Risk-adjustable DRCC with Binary Variables

When all the decision variables are pure binary, i.e., $\mathcal{X} \subset \{0, 1\}^d$, Zhang and Dong (2022) developed a MILP-base reformulation. The reformulation uses a binary variable o_{jk} to identify the critical indices j and k following the similar idea as in Section 3.3.

$$\sum_{j=0}^{N-1} \sum_{k=j}^{N-1} o_{jk} \left[(\alpha N - j)(Tx - \xi^{k+1}) - \sum_{i=j+1}^k (\xi^i - \xi^{k+1}) \right] \geq N\epsilon \quad (36)$$

There are bilinear terms $o_{jk}x_\ell$, αo_{jk} and trilinear term $o_{jk}\alpha x_\ell$ in constraint (36). When the decisions x_ℓ , $\ell = 1, \dots, d$ are pure binary, they can all be linearized using McCormick inequalities (McCormick 1976). The alternative MILP reformulation is as follows.

$$\min_{x \in \mathcal{X}, o, \alpha, u, w} c^\top x + g(\alpha) \quad (37a)$$

$$\text{s.t.} \quad \sum_{j=0}^{N-1} \sum_{k=j}^{N-1} \left[o_{jk} \sum_{i=j+1}^k (\xi^{k+1} - \xi^i) + NT(\delta_{jk} - j\tau_{jk}) - \xi^{k+1}(\varepsilon_{jk} - jo_{jk}) \right] \geq N\epsilon \quad (37b)$$

$$\sum_{j=0}^{N-1} \sum_{k=j}^{N-1} \xi^j o_{jk} \geq Tx \geq \sum_{j=0}^{N-1} \sum_{k=j}^{N-1} \xi^{j+1} o_{jk} \quad (37c)$$

$$\sum_{j=0}^{N-1} \sum_{k=j}^{N-1} (k+1)o_{jk} \geq \alpha N \geq \sum_{j=0}^{N-1} \sum_{k=j}^{N-1} ko_{jk} \quad (37d)$$

$$\sum_{j=0}^{N-1} \sum_{k=j}^{N-1} o_{jk} = 1 \quad (37e)$$

$$\alpha \in (0, \bar{\alpha}] \quad (37f)$$

$$\varepsilon_{jk} \leq o_{jk}, \quad \varepsilon_{jk} \leq \alpha, \quad \varepsilon_{jk} \geq \alpha + o_{jk} - 1, \quad \varepsilon_{jk} \geq 0, \quad 0 \leq j \leq k \leq N-1 \quad (37g)$$

$$\delta_{\ell jk} \leq \varepsilon_{jk}, \quad \delta_{\ell jk} \leq x_\ell, \quad \delta_{\ell jk} \geq \varepsilon_{jk} + x_\ell - 1, \quad \delta_{\ell jk} \geq 0, \quad 0 \leq j \leq k \leq N-1, \quad 1 \leq \ell \leq d \quad (37h)$$

$$\tau_{\ell jk} \leq o_{jk}, \quad \tau_{\ell jk} \leq x_\ell, \quad \tau_{\ell jk} \geq o_{jk} + x_\ell - 1, \quad \tau_{\ell jk} \geq 0, \quad 0 \leq j \leq k \leq N-1, \quad 1 \leq \ell \leq d \quad (37i)$$

$$o_{jk} \in \{0, 1\}, \quad 0 \leq j \leq k \leq N-1. \quad (37j)$$

Appendix D: More results for CPU time and Optimality Gaps with Finite Distributions

Table 7 Comparison of CPU time (in seconds) and optimality gaps of finite distributions

| Demand | N | Instance | MILP + Valid Ineq. | | | | MILP | | | | |
|--------|------|----------|--------------------|------------|-------|------|----------|------------|-------|----------|-------|
| | | | t_{BS} | t_{MILP} | Time | Node | t_{BS} | t_{MILP} | Time | Opt. Gap | Node |
| 100 | 50 | a | 0.02 | 0.05 | 0.06 | 1 | 0.01 | 0.33 | 0.34 | N/A | 1 |
| 100 | 50 | b | 0.00 | 0.05 | 0.05 | 1 | 0.01 | 0.25 | 0.26 | N/A | 1 |
| 100 | 50 | c | 0.00 | 0.03 | 0.03 | 1 | 0.01 | 0.31 | 0.32 | N/A | 1 |
| 100 | 50 | d | 0.00 | 0.03 | 0.03 | 1 | 0.00 | 0.38 | 0.38 | N/A | 1 |
| 100 | 50 | e | 0.00 | 0.05 | 0.05 | 1 | 0.00 | 0.27 | 0.27 | N/A | 1 |
| | | avg. | 0.00 | 0.04 | 0.04 | 1 | 0.01 | 0.31 | 0.31 | N/A | 1 |
| 100 | 100 | a | 0.02 | 0.06 | 0.08 | 1 | 0.02 | 0.91 | 0.93 | N/A | 85 |
| 100 | 100 | b | 0.02 | 0.06 | 0.08 | 1 | 0.02 | 0.84 | 0.87 | N/A | 1 |
| 100 | 100 | c | 0.02 | 0.08 | 0.09 | 1 | 0.02 | 1.06 | 1.08 | N/A | 223 |
| 100 | 100 | d | 0.02 | 0.07 | 0.09 | 1 | 0.03 | 1.37 | 1.40 | N/A | 480 |
| 100 | 100 | e | 0.02 | 0.08 | 0.10 | 1 | 0.02 | 0.91 | 0.93 | N/A | 1 |
| | | avg. | 0.02 | 0.07 | 0.09 | 1 | 0.02 | 1.02 | 1.04 | N/A | 158 |
| 100 | 200 | a | 0.06 | 0.09 | 0.15 | 1 | 0.07 | 4.73 | 4.81 | N/A | 1420 |
| 100 | 200 | b | 0.06 | 0.09 | 0.14 | 1 | 0.06 | 5.41 | 5.47 | N/A | 1705 |
| 100 | 200 | c | 0.06 | 0.08 | 0.14 | 1 | 0.06 | 6.87 | 6.94 | N/A | 2605 |
| 100 | 200 | d | 0.08 | 0.08 | 0.16 | 1 | 0.06 | 8.21 | 8.28 | N/A | 2559 |
| 100 | 200 | e | 0.06 | 0.09 | 0.16 | 1 | 0.06 | 7.04 | 7.11 | N/A | 1800 |
| | | avg. | 0.07 | 0.09 | 0.15 | 1 | 0.06 | 6.45 | 6.52 | N/A | 2018 |
| 100 | 1000 | a | 1.20 | 0.33 | 1.54 | 1 | 1.20 | LIMIT | LIMIT | 0.06% | 55681 |
| 100 | 1000 | b | 1.23 | 0.35 | 1.58 | 1 | 1.19 | LIMIT | LIMIT | 0.05% | 32960 |
| 100 | 1000 | c | 1.23 | 0.32 | 1.55 | 1 | 1.20 | LIMIT | LIMIT | 0.06% | 25663 |
| 100 | 1000 | d | 1.47 | 0.31 | 1.78 | 1 | 1.23 | LIMIT | LIMIT | 0.23% | 26593 |
| 100 | 1000 | e | 1.19 | 0.35 | 1.54 | 1 | 1.21 | LIMIT | LIMIT | 0.05% | 26371 |
| | | avg. | 1.26 | 0.33 | 1.60 | 1 | 1.21 | LIMIT | LIMIT | 0.09% | 33454 |
| 100 | 2000 | a | 4.62 | 0.74 | 5.36 | 1 | 4.69 | LIMIT | LIMIT | 0.70% | 7529 |
| 100 | 2000 | b | 4.70 | 0.75 | 5.45 | 1 | 4.70 | LIMIT | LIMIT | 0.59% | 9567 |
| 100 | 2000 | c | 4.64 | 0.69 | 5.33 | 1 | 4.58 | LIMIT | LIMIT | 0.67% | 8824 |
| 100 | 2000 | d | 4.72 | 0.70 | 5.42 | 1 | 4.61 | LIMIT | LIMIT | 0.64% | 11390 |
| 100 | 2000 | e | 4.68 | 0.70 | 5.38 | 1 | 4.62 | LIMIT | LIMIT | 0.67% | 7799 |
| | | avg. | 4.67 | 0.72 | 5.39 | 1 | 4.64 | LIMIT | LIMIT | 0.65% | 9022 |
| 200 | 2000 | a | 9.12 | 1.59 | 10.71 | 1 | 9.27 | LIMIT | LIMIT | 1.80% | 6840 |
| 200 | 2000 | b | 9.25 | 1.61 | 10.86 | 1 | 9.34 | LIMIT | LIMIT | 1.86% | 6835 |
| 200 | 2000 | c | 9.19 | 1.58 | 10.77 | 1 | 9.43 | LIMIT | LIMIT | 3.98% | 6615 |
| 200 | 2000 | d | 9.26 | 1.67 | 10.93 | 1 | 9.48 | LIMIT | LIMIT | 3.24% | 6479 |
| 200 | 2000 | e | 9.08 | 1.58 | 10.66 | 1 | 9.45 | LIMIT | LIMIT | 2.00% | 6619 |
| | | avg. | 9.18 | 1.60 | 10.79 | 1 | 9.39 | LIMIT | LIMIT | 2.58% | 6678 |
| 200 | 3000 | a | 20.20 | 2.16 | 22.36 | 1 | 20.88 | LIMIT | LIMIT | 5.09% | 6549 |
| 200 | 3000 | b | 20.08 | 2.58 | 22.66 | 1 | 20.22 | LIMIT | LIMIT | 5.50% | 6510 |
| 200 | 3000 | c | 20.45 | 2.39 | 22.84 | 1 | 20.54 | LIMIT | LIMIT | 4.81% | 6574 |
| 200 | 3000 | d | 20.73 | 2.36 | 23.09 | 1 | 20.81 | LIMIT | LIMIT | 6.00% | 4232 |
| 200 | 3000 | e | 20.39 | 2.39 | 22.78 | 1 | 20.51 | LIMIT | LIMIT | 5.96% | 6552 |
| | | avg. | 20.37 | 2.38 | 22.75 | 1 | 20.59 | LIMIT | LIMIT | 5.47% | 6083 |