




# Dispersionless subradiant photon storage in one-dimensional emitter chains

Marcel Cech <sup>1</sup>, Igor Lesanovsky <sup>1,2</sup> and Beatriz Olmos <sup>1,2</sup>

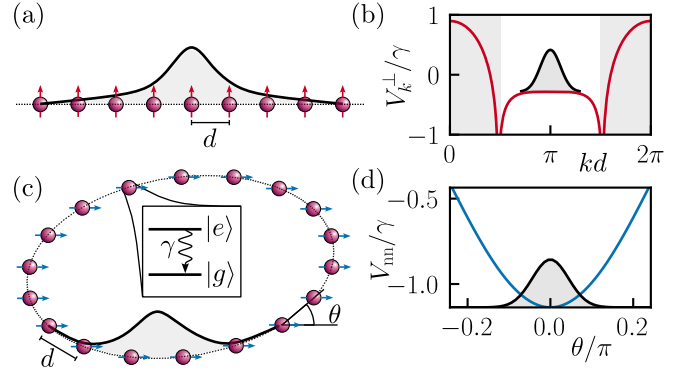
<sup>1</sup>*Institut für Theoretische Physik, Universität Tübingen,  
Auf der Morgenstelle 14, 72076 Tübingen, Germany*

<sup>2</sup>*School of Physics and Astronomy and Centre for the Mathematics  
and Theoretical Physics of Quantum Non-Equilibrium Systems,  
The University of Nottingham, Nottingham, NG7 2RD, United Kingdom*

Atomic emitter ensembles couple collectively to the radiation field. Although an excitation on a single emitter may be short-lived, a collection of them can contain a photon several orders of magnitude longer than the single emitter lifetime. We provide the exact conditions for optimal absorption, long-lived and dispersionless storage, and release, of a single photon in a sub-wavelength one-dimensional lattice of two-level emitters. In particular, we detail two storage schemes. The first is based on the uncovering of approximate flat sections in the single-photon spectrum, such that a single photon can be stored as a wave packet with effective zero group velocity. For the second scheme we exploit the angular dependence of the interactions induced between the emitters and mediated via exchange of virtual photons, which on a ring gives rise to an effective trapping potential for the photon. In both cases, we are able to obtain, within current experimentally accessible parameters, high-fidelity photon storage for times hundreds of times longer than the single emitter lifetime.

*Introduction.* When an ensemble of emitters is coupled to a common environment, its dynamics is subject to collective phenomena [1–3]. On one hand, exchange of virtual photons induces dipole-dipole (exchange) interactions among the emitters. On the other hand, spontaneous emission of photons from the ensemble becomes either enhanced (superradiance) or inhibited (subradiance), depending on the collective state in which the photons are stored in the ensemble. These effects are particularly prominent and dominate the dynamics of the system, when the distance between the emitters is smaller than the wavelength of the considered light [4–16], in large ensembles with many emitters [17–20], and in the presence of structured environments, such as nanophotonic waveguides [21–29], cavities [30–33], and resonators [34]. Owing to the high degree of experimental control available in cold atomic and solid state systems, these collective phenomena are now in the vanguard of research on quantum information processing and metrology [35].

The existence of subradiant, i.e. long-lived, states offers the opportunity of storing light in emitter ensembles for times that exceed the lifetime of a single emitter by several orders of magnitude. Many theoretical proposals and experimental works have been put forward in the last few years with the aim to use this phenomenon for photon storage and release [13, 14, 16, 22, 36], enhanced quantum metrology [37], atomic optical mirrors [38–42], and entangled state preparation [43, 44], among others. The main challenge with subradiant states lies in their preparation as, by their very definition, they possess little overlap with typical electric field radiation modes. For example, in a sub-wavelength periodic arrangement of emitters, subradiant states possess intricate phase patterns, which makes their laser excitation highly involved, requiring, for example, phase imprinting protocols or spatially dependent external electric and magnetic fields [14, 16, 45–47].



**FIG. 1. Dispersionless photon trapping.** A single photon is stored as a subradiant wave packet in a 1D lattice of two-level systems. (a-b): In a chain, the nearest neighbor distance  $d$  is chosen such that the wave packet is localised in a region where the dispersion relation is flat and well outside the radiative region (gray shaded areas). (c-d): In a ring, the spatial variation of the nearest neighbour interaction  $V_{nn}$  creates an effective trapping potential for the wave packet.

In this work, we present two schemes for the subradiant storage of a single photon in a one dimensional lattice that overcome the above challenge and that, moreover, allow for the dispersionless storage of the photon. The first is based on the preparation of a subradiant single-photon wave packet with zero group velocity by finding an optimal ratio between the lattice constant and the photon wavelength such that a large section of the spectrum displays an approximately flat dispersion relation with zero group velocity. The second scheme exploits the strong angular dependence of the dipole-dipole interactions. By placing the emitters on a ring geometry, we find that the spatial variation of the interactions create an effective trapping potential for the excitation. By analyzing the eigenstates of this potential, we identify again

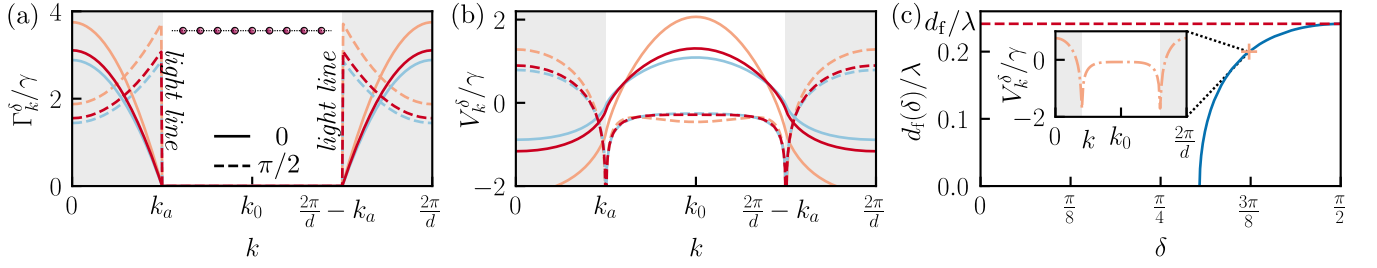


FIG. 2. **Flat dispersion relation.** (a): Decay rates and (b): spectrum for an infinite 1D lattice with lattice constant  $d/\lambda = 0.2$  (orange), 0.2414 (red) and 0.26 (light blue). Independently of the orientation of the dipoles, completely subradiant modes (with  $\Gamma_k^\delta = 0$ ) can be found between the light lines, i.e. for all  $2\pi/d - k_a > k > k_a = 2\pi/\lambda$ . For dipole moments perpendicular to the lattice ( $\delta = \pi/2$ ), the spectrum can become approximately flat around  $k = k_0 = \pi/d$ . (c): For varying angles  $\delta$  between the dipole moment direction and the chain, we calculate the lattice spacing  $d_f(\delta)$ , where the second derivative of  $V_k^\delta$  vanishes at  $k = k_0$ . These parameters (blue line) give rise to spectra with a flat region. The maximal lattice spacing with a flat dispersion is  $d_f \equiv d_f(\pi/2) = 0.2414\lambda$  (red dashed line). The inset shows the flat region in the spectrum at  $d_f(3\pi/8) \approx 0.2\lambda$ .

an optimal set of conditions to ensure the long-lived and high-fidelity photon storage.

*System and master equation.* We consider an ensemble of  $N$  emitters trapped in a one dimensional configuration—a chain or a ring—with lattice constant  $d$  (see Fig. 1). We consider the emitters to be two-level systems, where the ground and excited states,  $|g\rangle$  and  $|e\rangle$ , respectively, are separated by an energy  $\hbar\omega_a = \hbar c/\lambda$ . All emitters are coupled to the free radiation field. Under the Born-Markov and secular approximations, the dynamics of the emitters' degrees of freedom, included in the density matrix  $\rho$ , can be described by the master equation

$$\dot{\rho} = -\frac{i}{\hbar} [H, \rho] + \sum_{\alpha, \beta} \Gamma_{\alpha\beta} \left( \sigma_\beta \rho \sigma_\alpha^\dagger - \frac{1}{2} \{ \sigma_\alpha^\dagger \sigma_\beta, \rho \} \right), \quad (1)$$

with  $H = -\hbar \sum_{\alpha \neq \beta} V_{\alpha\beta} \sigma_\alpha^\dagger \sigma_\beta$ , and where  $\sigma_\alpha = |g_\alpha\rangle\langle e_\alpha|$  and  $\sigma_\alpha^\dagger = |e_\alpha\rangle\langle g_\alpha|$  are the lowering and raising operators for the  $\alpha$ -th emitter, respectively. The first term of Eq. (1) represents the dipole-dipole (exchange) interactions between emitters which, for emitters  $\alpha$  and  $\beta$ , occur at a rate  $V_{\alpha\beta}$ . The second term represents the dissipation (spontaneous emission of photons into the radiation field), which possesses in general a collective character: while the diagonal elements of matrix  $\Gamma_{\alpha\beta}$  represent the single-emitter spontaneous decay rate  $\Gamma_{\alpha\alpha} = \gamma$ , collective single-photon decay modes (corresponding to the eigenvectors of  $\Gamma_{\alpha\beta}$ ) arise due to the presence of non-zero off-diagonal elements. When the associated decay rate of a collective mode is larger (smaller) than  $\gamma$ , the mode is said to be superradiant (subradiant).

For any general environment, both dipole-dipole and dissipation rates can be obtained in terms of the real and imaginary part of the Green's tensor  $\bar{G}(\mathbf{r}_\alpha, \mathbf{r}_\beta, \omega_a)$  evaluated at the positions  $\mathbf{r}_\alpha$  and  $\mathbf{r}_\beta$  of the emitters [24, 48] as  $\Gamma_{\alpha\beta} = \frac{2\omega_a^2}{\hbar\epsilon_0 c^2} \mathbf{d}_\alpha^* \text{Im}\{\bar{G}(\mathbf{r}_\alpha, \mathbf{r}_\beta, \omega_a)\} \mathbf{d}_\beta^T$  and  $V_{\alpha\beta} = \frac{\omega_a^2}{\hbar\epsilon_0 c^2} \mathbf{d}_\alpha^* \text{Re}\{\bar{G}(\mathbf{r}_\alpha, \mathbf{r}_\beta, \omega_a)\} \mathbf{d}_\beta^T$ , where  $\mathbf{d}_\alpha$  is the dipole transition vector corresponding to emitter  $\alpha$  (note

that we will consider all dipoles to be aligned throughout the paper, i.e.  $\mathbf{d}_\alpha = \mathbf{d}_\beta \equiv \mathbf{d}$ ). In this work, we will concern ourselves with the situation where all the emitters are in free-space. Here, the Green's tensor is known analytically and is given by

$$\bar{G}_0(\mathbf{x}_j, k_a) = \frac{e^{ik_a r_j}}{4\pi k_a^2 r_j^3} \left[ (k_a^2 r_j^2 + ik_a r_j - 1) \mathbb{1} + (-k_a^2 r_j^2 - 3ik_a r_j + 3) \frac{\mathbf{x}_j \otimes \mathbf{x}_j}{r_j^2} \right], \quad (2)$$

where  $\mathbf{x}_{j=\alpha-\beta} \equiv \mathbf{r}_\alpha - \mathbf{r}_\beta$  are all the separation vectors between the emitters,  $r_j = |\mathbf{x}_j|$ , and  $k_a = \omega_a/c = 2\pi/\lambda$ .

*Flat dispersion relation.* Let us first focus on the situation where all non-zero components of the Green's tensor are translationally invariant, e.g., on an infinite one-dimensional chain, or on a ring lattice where the dipoles are pointing perpendicularly to the ring's surface. Here, a Fourier transform of the form

$$\tilde{G}_0(k, k_a) = \sum_j e^{-ikx_j} \bar{G}_0(\mathbf{x}_j, k_a), \quad (3)$$

with  $x_j = jd$  and  $k \in [0, 2\pi/d]$  diagonalizes the Green's tensor. We will focus specifically on the Green's tensor's component  $G_0^\delta(\mathbf{x}_j, k_a)$  relevant for a situation where the dipole moments form an angle  $\delta$  with respect to the chain. The real and imaginary parts of this Fourier transformed components are proportional to the energies and decay rates of the eigenmodes in the system,  $V_k^\delta$  and  $\Gamma_k^\delta$ , respectively.

Let us start by analyzing the collective decay rates  $\Gamma_k^\delta$  for an infinite one-dimensional chain, where all components of the Green's tensor are translationally invariant [Fig. 2(a)]. Independently of  $\delta$ ,  $\Gamma_k^\delta = 0$  for all values  $2\pi/d - k_a > k > k_a$ , i.e., all states that lie between the so-called light lines, are completely subradiant [22, 36]. Outside of these lines, i.e.  $k_a \geq k \geq 0$  and  $2\pi/d \geq k \geq 2\pi/d - k_a$ , the states are typically superradiant, i.e.  $\Gamma_k^\delta > \gamma = k_a^3 |\mathbf{d}|^2 / (3\pi\hbar\epsilon_0)$ . Since we are

interested in creating excitations that are long-lived, we will later on focus only on the creation of states that have a large support with the states within the subradiant region.

In the following, we study the real part of the Green's tensor in Fourier space, which yields the spectrum or dispersion relation, shown in Fig. 2(b). For wave packets which are localized in  $k$ -space, the derivative of  $V_k^\delta$  with respect to  $k$  gives us the group velocity  $v_g^\delta$  with which the wave packet travels in real space. This group velocity is always zero at  $k = k_0 = \pi/d$  and  $k = 0$ , as imposed by the continuity of the dispersion relation at the border of the first Brillouin zone (FBZ). As explained in detail in the Supplemental Material [49], in order to find an approximate flat dispersion relation for a large (and sub-radiant) section of the spectrum, typically hard to obtain in photonic systems [50, 51], we calculate the values of  $d/\lambda$  where  $k = k_0$  becomes a saddle point. As displayed in Fig. 2(c), for all values of  $\delta \in (\arccos 1/\sqrt{3}, \pi/2]$  we obtain a  $d_f(\delta)$  that leads to such a flat dispersion relations [as illustrated in Fig. 2(b) for  $\delta = \pi/2$  and the inset of Fig. 2(c) for  $\delta = 3\pi/8$ ]. In particular, we find  $d_f \equiv d_f(\pi/2) = 0.2414\lambda$  [see Fig. 2(c)], which has also been found to maximize the lifetime of the subradiant states [11, 26, 34]. Note that similar results can be found for a ring lattice with  $\delta = \pi/2$ , which is a translationally symmetric problem also for a finite number  $N$  of emitters. Both the decay rates and the spectrum have a very similar behavior to the one-dimensional infinite chain, even for small emitter numbers on the order of  $N \approx 10$ . This means that, on the ring, subradiant states frozen in real space may be already created for very small system sizes (see Supplemental Material [49]).

Our aim is now to show that the existence of a flat dispersion relation indeed allows for high-fidelity and sub-radiant storage of a photon. To do so, we investigate the dynamics of a single-photon wave packet. In  $k$ -space, one can write such a state generally as  $|\Psi_0\rangle = \sum_{k=0}^{2\pi/d} f(k, k_s, \sigma) |k\rangle$ , where  $f(k, k_s, \sigma)$  is a function centered around  $k_s$  and width  $\sigma$ , with  $2\pi/d - k_a > k_s > k_a$  and  $\sigma \ll 2|\pi/d - k_a|$  in order to ensure that the wave packet is subradiant. In particular, if we consider a Gaussian wave packet, i.e.  $f(k, k_s, \sigma) = e^{-\frac{(k-k_s)^2}{4\sigma^2}} / \sqrt{\sqrt{2\pi}\sigma}$ , the state in real space is also a Gaussian wave packet that reads

$$|\Psi_0\rangle = \sqrt{\frac{\sigma}{\sqrt{2\pi}}} \sum_{\alpha=1}^N e^{-ik_s x_\alpha} e^{-x_\alpha^2 \sigma^2} |e_\alpha\rangle. \quad (4)$$

Note that we have chosen such wave packet for illustration purposes. In general, if the wave packet is centered around  $k_s$  with a small width in Fourier space, it will be subradiant and its time-evolution dispersionless. For example, in the Supplemental Material [49], we have considered a wave packet excited by a Gaussian laser beam instead, which leads to virtually the same results.

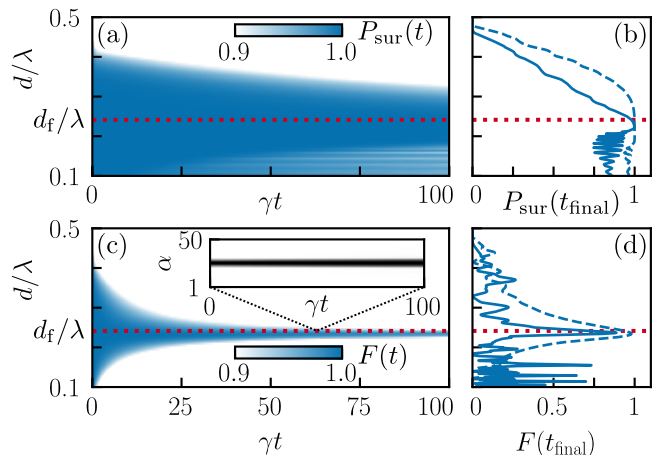


FIG. 3. **Single-photon time evolution.** (a): Survival probability as a function of  $d/\lambda$  and time  $t$  of a photon stored as a wave packet (4) with  $\sigma = 0.1\pi/d$  and  $\delta = \pi/2$  on a lattice with  $N = 50$  emitters. (b):  $P_{\text{sur}}(t_{\text{final}})$  for  $\gamma t_{\text{final}} = 100$  (dashed line) and  $\gamma t_{\text{final}} = 500$  (solid line). (c-d): Same as (a-b) for the fidelity  $F(t)$ . Inset in (c): Time evolution of  $\langle n_\alpha \rangle$  at  $d = d_f$ .

The time evolution from the initial state  $\rho_0 \equiv \rho(t = 0) = |\Psi_0\rangle\langle\Psi_0|$  is obtained by solving the master equation (1) on a finite one dimensional lattice with  $N$  emitters in the single excitation regime [36]. In order to evaluate the subradiant character of the storage, we calculate the survival probability of the photon to remain trapped in the lattice, defined as

$$P_{\text{sur}}(t) = \sum_{\alpha=1}^N \text{Tr}[\rho_t n_\alpha] = \sum_{\alpha=1}^N \langle n_\alpha \rangle_t, \quad (5)$$

with  $n_\alpha = |e_\alpha\rangle\langle e_\alpha|$  and  $\rho_t \equiv \rho(t)$ . For a single atom in free space, this survival probability is a decaying exponential,  $P_{\text{sur}}(t) = e^{-\gamma t}$ . We will moreover evaluate the degree of dispersion of the initial wave packet by means of the fidelity [52], defined here as

$$F(t) = \left[ \text{Tr} \sqrt{\sqrt{\rho_0} \rho_t \sqrt{\rho_0}} \right]^2. \quad (6)$$

In Fig. 3 we show the time evolution of the survival probability and the fidelity for an initial wave packet with  $k_s = k_0 = \pi/d$  and  $\sigma = 0.1\pi/d$  created on a finite one-dimensional lattice of  $N = 50$  emitters with  $\delta = \pi/2$ , varying the ratio between the lattice spacing and the light's wavelength,  $d/\lambda$ . In order to approximately maintain the properties found for the infinite lattice, the wave packet is created at the center of the lattice, avoiding thus edge effects. One can observe in Fig. 3(a) that the survival probability reaches a maximum  $-P_{\text{sur}}(t_{\text{final}}) = 0.9997$  for  $t_{\text{final}} = 100/\gamma$ , ensuring a subradiant storage, provided that  $d/\lambda$  is close to the value  $d_f/\lambda$  predicted above [26]. While the range

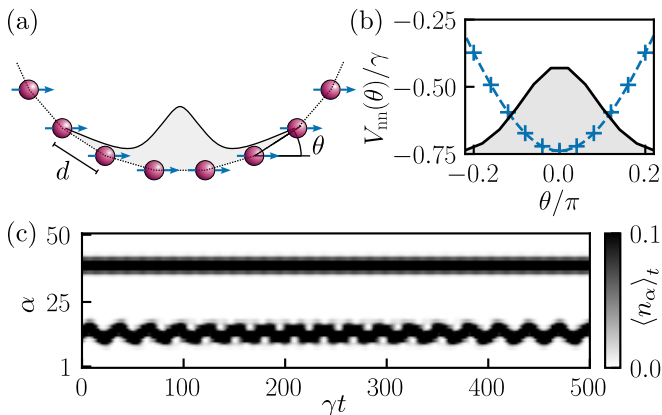


FIG. 4. **Trapped states.** (a): Emitter ring with the dipole moments aligned parallel to its surface. The angle  $\theta$  between the dipole moments and the separation vectors on a ring varies with the position of the emitter. (b): Nearest neighbour interactions  $V_{nn}$  for a ring of  $N = 50$  emitters and  $d = 0.234\lambda$  around  $\theta = 0$ . (c): Time evolution of two initial wave packets, centered at  $k_s = k_0$  and  $k_s = k_0(1 - 3/25)$  (above and below, respectively) and width  $\sigma = 0.103\pi/d$ . Note that  $d = 0.234\lambda$  is not a necessary condition for the trapping, which can also be demonstrated for other values of  $d$ .

of  $d/\lambda$  values for which  $P_{\text{sur}}(t_{\text{final}}) \approx 1$  is quite broad at  $t_{\text{final}} = 100/\gamma$ , this distribution becomes even more peaked around  $d_f/\lambda$  for longer times [see Fig. 3(b)]. On the other hand, in Figs. 3(c) and (d), we can see that the fidelity already has a maximum  $F(t_{\text{final}}) = 0.98$  around  $d_f/\lambda$  even at  $t_{\text{final}} = 100/\gamma$ . Hence, we have shown that a lattice constant  $d = d_f(\delta)$  allows for an optimal subradiant and dispersionless photon storage.

*Trapped states.* We will now present a second storage mechanism of the single-photon state (4), which is not based on the presence of a flat dispersion relation. Given the overall form of the Green's tensor (2), both coherent and incoherent interactions do not only depend on the reduced distance  $r/\lambda$  between the emitters, but also on the angle  $\theta$  between the two dipoles and the vector that separates them. Let us consider a ring where the dipole moments are contained in the plane of the ring [see Fig. 4(a)]. Here, the angle  $\theta$  and hence the nearest neighbor interactions change as a function of the position on the ring. In particular, in the vicinity of  $\theta = 0$  these interactions can be approximated as  $V_{nn}(d, \theta) \approx -3\gamma/4 \{ [A(d) - 3B(d)]\theta^2 + 2B(d) \}$ , with  $A(d) = \cos k_a d / (k_a d)$  and  $B(d) = \cos k_a d / (k_a^3 d^3) + \sin k_a d / (k_a^2 d^2)$ , an approximately quadratic potential whose depth depends on the value of  $d \leq \lambda/2$  [see Fig. 4(b)]. Making the simplifying assumption that only nearest neighbors interact, the Hamiltonian of the system can be approximated as a tight binding model

$$H \approx H_{\text{TB}} = \sum_j V_{nn}(d, \theta_j) (|j\rangle\langle j+1| + \text{h.c.}) . \quad (7)$$

We find that the Gaussian wave packet (4) with  $k_s = k_0$

has a large overlap with one of the eigenstates of  $H_{\text{TB}}$ . This overlap can be maximized choosing an optimal value of the width  $\sigma$ . Here, the state (4) becomes effectively an eigenstate of  $H_{\text{TB}}$ , while being almost completely subradiant. Consequently, as we show in Fig. 4(c) (above), the wave packet remains trapped while keeping its shape orders of magnitude longer than the single emitter lifetime. Similarly, for a value of  $k_s$  slightly deviating from  $k_0$ , the wave packet can be decomposed as a superposition of a few eigenstates of  $H_{\text{TB}}$ , which can be identified in the dynamics by the dispersion and eventual revival of the wave packet [Fig. 4(c) below]. Note that here the dynamics is obtained by solving the (exact) master equation (1), without the nearest-neighbor approximation.

*Subradiant state preparation and release.* Finally, we propose a scheme for the laser excitation of the initial state (4). We face two challenges: to efficiently store exactly one photon avoiding the absorption of a second one, and to imprint it with a central momentum  $k_s$  close to the border of the FBZ, i.e.  $k_s \approx k_0$ , to ensure its subradiant character. To achieve this, we will consider two additional levels for each atom: a Rydberg state  $|r\rangle$ , with a very high principal quantum number  $n \gg 1$ , and an intermediate low-lying state  $|s\rangle$  [see Fig. 5(a)]. Two laser fields drive the  $|g\rangle \rightarrow |s\rangle$  and  $|s\rangle \rightarrow |r\rangle$  transitions, with Rabi frequencies and momenta  $\Omega_{gs}$ ,  $\Omega_{sr}$  and  $\mathbf{k}_{gs}$ ,  $\mathbf{k}_{sr}$ , respectively. The  $|s\rangle$  state is far detuned ( $\Delta \gg \Omega_{gs}, \Omega_{sr}$ ), such that the ground state is coupled to the Rydberg state via a two-photon transition.

Thanks to the strong long-ranged interactions between atoms in a Rydberg state [53–55], inside an area with  $N_b$  atoms determined by the so-called blockade radius  $r_b$  (typically much larger than  $d$ ), only one Rydberg excitation can exist. Hence, a  $\pi$ -pulse on this two-photon transition for a time  $\tau_r = \pi/\Omega_{\text{eff}}$ , with  $\Omega_{\text{eff}} = \sqrt{N_b} \Omega_{gs} \Omega_{sr} / 2\Delta$  will produce the spin wave state  $|\Psi_r\rangle = \sum_{\alpha=1}^{N_b} e^{-x_\alpha^2 \sigma^2} e^{-i(\mathbf{k}_{gs} + \mathbf{k}_{sr}) \cdot \mathbf{x}_\alpha} |r_\alpha\rangle / \sqrt{N_b}$  which contains exactly one excitation (for the effects of using a more realistic Gaussian beam we refer the reader to the Supplemental Material [49]). Note that, due to the large lifetimes of Rydberg states (compared with the ones of typical low-lying electronic levels), we assume that this Rydberg spin wave is stable. The second step is to map this spin wave into (4), which is performed by another  $\pi$ -pulse with a laser that couples resonantly the Rydberg state to the excited state  $|e\rangle$  with Rabi frequency  $\Omega$  and momentum  $\mathbf{k}$  [see Fig. 5(b)]. For the wave packet (4) to be subradiant, the momenta must satisfy that  $\frac{2\pi}{d} - k_a > k_s = k_{gs} \cos \theta_{gs} + k_{sr} \cos \theta_{sr} - k \cos \theta > k_a$ , where  $\theta_{gs}$ ,  $\theta_{sr}$  and  $\theta$  are the angles formed by the interatomic vector  $\mathbf{x}_j$  and the laser momenta. These parameters can be easily adjusted to make  $k_s$  lie between the light lines. E.g., for Rb atoms with  $\lambda = 2\pi/k_{gs} = 780$  nm and  $\lambda_r = 2\pi/k_{sr} = 2\pi/k = 480$  nm,  $\theta = \pi/2$  and  $\theta_{gs} = \theta_{sr} \approx 2\pi/9$  one obtains  $k_s \approx \pi/d_f$ .

Finally, the subradiantly stored photon may be re-

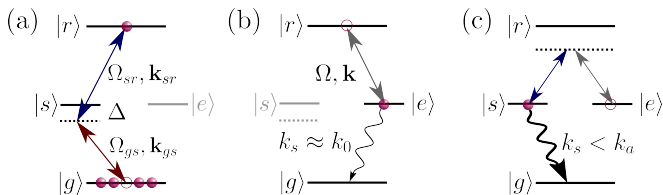


FIG. 5. **Subradiant excitation creation and release.** The creation of the subradiant single photon state (4) with  $k_s \approx k_0$  is realized in two steps: (a) Laser excitation of a single-photon spin wave exploiting the strong interactions between atoms on a Rydberg state  $|r\rangle$  and (b) mapping of this spin wave to the low-lying excited state  $|e\rangle$ . (c): The subradiant state (4) is Raman transferred into a superradiant one with  $k_s < k_a$ , outside the light lines.

leased by similarly transferring its momentum outside the light lines. Here, a Raman transfer between the  $|e\rangle$  and the  $|s\rangle$  state via the Rydberg state [see Fig. 5(c)] produces a spin wave with central momentum  $k_{gs} \cos \theta_{gs} < k_a$  that preserves the narrow width of the original subradiant state in momentum space, hence becoming a superradiant state which will be quickly lost via spontaneous decay within a narrow cone around the direction  $\mathbf{k}_{gs}$  [12, 15].

*Conclusions and outlook.* In this work, we have demonstrated through two different mechanisms the potential of one-dimensional sub-wavelength emitter chains for high-fidelity single-photon storage. Particularly appealing is the trapping of the single photon exploiting the angular dependence of the dipole-dipole interactions, which provides extremely high fidelities and lifetimes (e.g., for the  $N = 50$  case explored in Fig. 4,  $F(t_{\text{final}}) = 0.998$  and  $P_{\text{sur}}(t_{\text{final}}) = 0.999$  for  $t_{\text{final}} = 500/\gamma$ ), while being quite robust against disorder in the emitter positions and specific shape of the laser beams involved in the state preparation and read-out (see Supplemental Material [49]). As shown, for example, in [57–59], an appropriate choice of the nearest neighbor hoppings  $V_{nn}(d, \theta_j)$  gives rise to an approximate tight binding model (7) that may allow for a fully nondispersive transport of the wave packet across the lattice. Since for us  $V_{nn}(d, \theta_j)$  depends on the external geometry of the system, it will be interesting to investigate spatial arrangements of the emitters that not only optimize the fidelity and lifetime, but that also allow for the transport of the single-photon wave packet for long distances. Extending this scheme to more than one photon, such that, for example, two photons can be stored, transported, interact, and be released, will also be explored.

*Acknowledgements.* The research leading to these results has received funding from the Deutsche Forschungsgemeinschaft (DFG, German Research Foundation) under Projects No. 435696605, 449905436 and 452935230, as well as through the Research Unit FOR 5413/1, Grant No. 465199066.




- [1] R. H. Dicke, Coherence in spontaneous radiation processes, *Phys. Rev.* **93**, 99 (1954).
- [2] R. H. Lehmburg, Radiation from an  $n$ -atom system. i. general formalism, *Phys. Rev. A* **2**, 883 (1970).
- [3] D. F. V. James, Frequency shifts in spontaneous emission from two interacting atoms, *Phys. Rev. A* **47**, 1336 (1993).
- [4] B. Olmos, D. Yu, Y. Singh, F. Schreck, K. Bongs, and I. Lesanovsky, Long-range interacting many-body systems with alkaline-earth-metal atoms, *Phys. Rev. Lett.* **110**, 143602 (2013).
- [5] J. Pellegrino, R. Bourgain, S. Jennewein, Y. R. P. Sortais, A. Browaeys, S. D. Jenkins, and J. Ruostekoski, Observation of suppression of light scattering induced by dipole-dipole interactions in a cold-atom ensemble, *Phys. Rev. Lett.* **113**, 133602 (2014).
- [6] S. D. Jenkins, J. Ruostekoski, J. Javanainen, S. Jennewein, R. Bourgain, J. Pellegrino, Y. R. P. Sortais, and A. Browaeys, Collective resonance fluorescence in small and dense atom clouds: Comparison between theory and experiment, *Phys. Rev. A* **94**, 023842 (2016).
- [7] S. L. Bromley, B. Zhu, M. Bishof, X. Zhang, T. Bothwell, J. Schachenmayer, T. L. Nicholson, R. Kaiser, S. F. Yelin, M. D. Lukin, A. M. Rey, and J. Ye, Collective atomic scattering and motional effects in a dense coherent medium, *Nat. Comm.* **7**, 11039 (2016).
- [8] M. T. Manzoni, M. Moreno-Cardoner, A. Asenjo-Garcia, J. V. Porto, A. V. Gorshkov, and D. E. Chang, Optimization of photon storage fidelity in ordered atomic arrays, *New J. Phys.* **20**, 083048 (2018).
- [9] S. D. Jenkins, J. Ruostekoski, N. Pappasimakis, S. Savo, and N. I. Zheludev, Many-body subradiant excitations in metamaterial arrays: Experiment and theory, *Phys. Rev. Lett.* **119**, 053901 (2017).
- [10] M. Moreno-Cardoner, D. Plankensteiner, L. Ostermann, D. E. Chang, and H. Ritsch, Subradiance-enhanced excitation transfer between dipole-coupled nanorings of quantum emitters, *Phys. Rev. A* **100**, 023806 (2019).
- [11] Y.-X. Zhang and K. Mølmer, Subradiant Emission from Regular Atomic Arrays: Universal Scaling of Decay Rates from the Generalized Bloch Theorem, *Phys. Rev. Lett.* **125**, 253601 (2020).
- [12] S. J. Masson, I. Ferrier-Barbut, L. A. Orozco, A. Browaeys, and A. Asenjo-Garcia, Many-body signatures of collective decay in atomic chains, *Phys. Rev. Lett.* **125**, 263601 (2020).
- [13] G. Ferioli, A. Glicenstein, L. Henriët, I. Ferrier-Barbut, and A. Browaeys, Storage and release of subradiant excitations in a dense atomic cloud, *Phys. Rev. X* **11**, 021031 (2021).
- [14] K. E. Ballantine and J. Ruostekoski, Quantum Single-Photon Control, Storage, and Entanglement Generation with Planar Atomic Arrays, *PRX Quantum* **2**, 040362 (2021).
- [15] D. Petrosyan and K. Mølmer, Collective emission of photons from dense, dipole-dipole interacting atomic ensembles, *Phys. Rev. A* **103**, 023703 (2021).
- [16] O. Rubies-Bigorda, V. Walther, T. L. Patti, and S. F. Yelin, Photon control and coherent interactions via lattice dark states in atomic arrays, *Phys. Rev. Research* **4**, 013110 (2022).

- [17] T. Bienaimé, N. Piovella, and R. Kaiser, Controlled dicke subradiance from a large cloud of two-level systems, *Phys. Rev. Lett.* **108**, 123602 (2012).
- [18] J. R. Ott, M. Wubs, P. Lodahl, N. A. Mortensen, and R. Kaiser, Cooperative fluorescence from a strongly driven dilute cloud of atoms, *Phys. Rev. A* **87**, 061801 (2013).
- [19] M. O. Araújo, I. Krešić, R. Kaiser, and W. Guerin, Superradiance in a large and dilute cloud of cold atoms in the linear-optics regime, *Phys. Rev. Lett.* **117**, 073002 (2016).
- [20] W. Guerin, M. O. Araújo, and R. Kaiser, Subradiance in a large cloud of cold atoms, *Phys. Rev. Lett.* **116**, 083601 (2016).
- [21] J. Ruostekoski and J. Javanainen, Emergence of correlated optics in one-dimensional waveguides for classical and quantum atomic gases, *Phys. Rev. Lett.* **117**, 143602 (2016).
- [22] A. Asenjo-Garcia, M. Moreno-Cardoner, A. Albrecht, H. J. Kimble, and D. E. Chang, Exponential improvement in photon storage fidelities using subradiance and “selective radiance” in atomic arrays, *Phys. Rev. X* **7**, 031024 (2017).
- [23] P. Lodahl, S. Mahmoodian, S. Stobbe, A. Rauschenbeutel, P. Schneeweiss, J. Volz, H. Pichler, and P. Zoller, Chiral quantum optics, *Nature* **541**, 473 (2017).
- [24] A. Asenjo-Garcia, J. D. Hood, D. E. Chang, and H. J. Kimble, Atom-light interactions in quasi-one-dimensional nanostructures: A green’s-function perspective, *Phys. Rev. A* **95**, 033818 (2017).
- [25] L. Ostermann, C. Meignant, C. Genes, and H. Ritsch, Super- and subradiance of clock atoms in multimode optical waveguides, *New J. Phys.* **21**, 025004 (2019).
- [26] D. F. Kornovan, N. V. Corzo, J. Laurat, and A. S. Sheremet, Extremely subradiant states in a periodic one-dimensional atomic array, *Phys. Rev. A* **100**, 063832 (2019).
- [27] A. N. Poddubny, Driven anti-bragg subradiant correlations in waveguide quantum electrodynamics, *Phys. Rev. A* **106**, L031702 (2022).
- [28] R. Pennetta, D. Lechner, M. Blaha, A. Rauschenbeutel, P. Schneeweiss, and J. Volz, Observation of coherent coupling between super- and subradiant states of an ensemble of cold atoms collectively coupled to a single propagating optical mode, *Phys. Rev. Lett.* **128**, 203601 (2022).
- [29] X.-L. Chu, V. Angelopoulos, P. Lodahl, and N. Rotenberg, Subradiant states for two imperfect quantum emitters coupled by a nanophotonic waveguide, *Phys. Rev. A* **106**, 053702 (2022).
- [30] A. Shankar, J. T. Reilly, S. B. Jäger, and M. J. Holland, Subradiant-to-subradiant phase transition in the bad cavity laser, *Phys. Rev. Lett.* **127**, 073603 (2021).
- [31] M. Gegg, A. Carmele, A. Knorr, and M. Richter, Super-radiant to subradiant phase transition in the open system dicke model: dark state cascades, *New J. Phys.* **20**, 013006 (2018).
- [32] A. Piñeiro Orioli, J. K. Thompson, and A. M. Rey, Emergent dark states from superradiant dynamics in multi-level atoms in a cavity, *Phys. Rev. X* **12**, 011054 (2022).
- [33] C. Hotter, L. Ostermann, and H. Ritsch, Cavity sub- and superradiance for transversely driven atomic ensembles, *Phys. Rev. Res.* **5**, 013056 (2023).
- [34] D. F. Kornovan, R. S. Savelev, Y. Kivshar, and M. I. Petrov, High-q localized states in finite arrays of sub-wavelength resonators, *ACS Photonics* **8**, 3627 (2021).
- [35] M. Reitz, C. Sommer, and C. Genes, Cooperative quantum phenomena in light-matter platforms, *PRX Quantum* **3**, 010201 (2022).
- [36] J. A. Needham, I. Lesanovsky, and B. Olmos, Subradiance-protected excitation transport, *New J. Phys.* **21**, 073061 (2019).
- [37] L. Ostermann, H. Ritsch, and C. Genes, Protected state enhanced quantum metrology with interacting two-level ensembles, *Phys. Rev. Lett.* **111**, 123601 (2013).
- [38] R. J. Bettles, S. A. Gardiner, and C. S. Adams, Enhanced optical cross section via collective coupling of atomic dipoles in a 2d array, *Phys. Rev. Lett.* **116**, 103602 (2016).
- [39] J. Rui, D. Wei, A. Rubio-Abadal, S. Hollerith, J. Zeiher, D. M. Stamper-Kurn, C. Gross, and I. Bloch, A subradiant optical mirror formed by a single structured atomic layer, *Nature* **583**, 369–374 (2020).
- [40] K. E. Ballantine and J. Ruostekoski, Unidirectional absorption, storage, and emission of single photons in a collectively responding bilayer atomic array, *Phys. Rev. Res.* **4**, 033200 (2022).
- [41] S. Buckley-Bonanno, S. Ostermann, O. Rubies-Bigorda, T. L. Patti, and S. F. Yelin, Optimized geometries for cooperative photon storage in an impurity coupled to a two-dimensional atomic array, *Phys. Rev. A* **106**, 053706 (2022).
- [42] K. Srakaew, P. Weckesser, S. Hollerith, D. Wei, D. Adler, I. Bloch, and J. Zeiher, A subwavelength atomic array switched by a single rydberg atom, *Nat. Phys.* <https://doi.org/10.1038/s41567-023-01959-y> (2023).
- [43] P.-O. Guimond, A. Grankin, D. V. Vasilyev, B. Vermersch, and P. Zoller, Subradiant bell states in distant atomic arrays, *Phys. Rev. Lett.* **122**, 093601 (2019).
- [44] G. Buonaiuto, R. Jones, B. Olmos, and I. Lesanovsky, Dynamical creation and detection of entangled many-body states in a chiral atom chain, *New J. Phys.* **21**, 113021 (2019).
- [45] H. H. Jen, M.-S. Chang, and Y.-C. Chen, Cooperative single-photon subradiant states, *Phys. Rev. A* **94**, 013803 (2016).
- [46] H. H. Jen, Phase-imprinted multiphoton subradiant states, *Phys. Rev. A* **96**, 023814 (2017).
- [47] H. Jen, Directional subradiance from helical-phase-imprinted multiphoton states, *Sci. Rep.* **8**, 7163 (2018).
- [48] D. Dzsojtjan, A. S. Sørensen, and M. Fleischhauer, Quantum emitters coupled to surface plasmons of a nanowire: A green’s function approach, *Phys. Rev. B* **82**, 075427 (2010).
- [49] See Supplemental Material, which further contains Refs. [11, 22, 56], for details.
- [50] M. D. Settle, R. J. P. Engelen, M. Salib, A. Michaeli, L. Kuipers, and T. F. Krauss, Flatband slow light in photonic crystals featuring spatial pulse compression and terahertz bandwidth, *Opt. Express* **15**, 219 (2007).
- [51] Q. Xu, P. Dong, and M. Lipson, Breaking the delay-bandwidth limit in a photonic structure, *Nat. Phys.* **3**, 406 (2007).
- [52] R. Jozsa, Fidelity for mixed quantum states, *J. Mod. Opt.* **41**, 2315 (1994).
- [53] D. Jaksch, J. I. Cirac, P. Zoller, S. L. Rolston, R. Côté, and M. D. Lukin, Fast quantum gates for neutral atoms, *Phys. Rev. Lett.* **85**, 2208 (2000).

- [54] M. D. Lukin, M. Fleischhauer, R. Cote, L. M. Duan, D. Jaksch, J. I. Cirac, and P. Zoller, Dipole blockade and quantum information processing in mesoscopic atomic ensembles, *Phys. Rev. Lett.* **87**, 037901 (2001).
- [55] E. Urban, T. A. Johnson, T. Henage, L. Isenhower, D. D. Yavuz, T. G. Walker, and M. Saffman, Observation of rydberg blockade between two atoms, *Nat. Phys.* **5**, 110 (2009).
- [56] O. Svelto, *Principles of lasers*, 5th ed. (Springer, New York, 2010).
- [57] G. M. Nikolopoulos, D. Petrosyan, and P. Lambropoulos, Electron wavepacket propagation in a chain of coupled quantum dots, *J. Phys.: Condens. Matter* **16**, 4991 (2004).
- [58] M. Christandl, N. Datta, A. Ekert, and A. J. Landahl, Perfect state transfer in quantum spin networks, *Phys. Rev. Lett.* **92**, 187902 (2004).
- [59] S. Bose, Quantum communication through spin chain dynamics: an introductory overview, *Contemp. Phys.* **48**, 13 (2007).

# SUPPLEMENTAL MATERIAL

## Dispersionless subradiant photon storage in one-dimensional emitter chains

Marcel Cech <sup>1</sup>, Igor Lesanovsky <sup>1,2</sup> and Beatriz Olmos <sup>1,2</sup>

<sup>1</sup>*Institut für Theoretische Physik, Universität Tübingen,  
Auf der Morgenstelle 14, 72076 Tübingen, Germany*

<sup>2</sup>*School of Physics and Astronomy and Centre for the Mathematics  
and Theoretical Physics of Quantum Non-Equilibrium Systems,  
The University of Nottingham, Nottingham, NG7 2RD, United Kingdom*

### I. CALCULATION OF $d_f(\delta)$ FOR FLAT DISPERSION RELATION

In this section, we detail the derivation of the lattice spacing  $d_f(\delta)$  to have an approximate flat dispersion relation at different orientation angle  $\delta$  of the dipole moments with respect to the chain. We start by considering the dispersion relation

$$V_k^\delta = \frac{3\gamma}{4k_a^3 d^3} \operatorname{Re} \left[ (1 - 3\cos^2 \delta) \left( \operatorname{Li}_3(e^{i(k_a+k)d}) + \operatorname{Li}_3(e^{i(k_a-k)d}) - ik_a d \operatorname{Li}_2(e^{i(k_a+k)d}) - ik_a d \operatorname{Li}_2(e^{i(k_a-k)d}) \right) \right. \\ \left. + \sin^2 \delta \left( k_a^2 d^2 \operatorname{Ln}(1 - e^{i(k_a+k)d}) + k_a^2 d^2 \operatorname{Ln}(1 - e^{i(k_a-k)d}) \right) \right] \quad (\text{S1})$$

for an emitter chain of lattice constant  $d$  and dipoles oriented at an site-independent angle  $\delta$  [S22]. In this expression,  $\operatorname{Li}_n(x)$  denotes the polylogarithm of order  $n$ . We now calculate the second derivative of Eq. (S1) with respect to  $k$ , which essentially encodes the change of the group velocity  $v_k^\delta$ , at  $k = k_0 = \pi/d$  (the end/beginning of the Brillouin zone) and find [S11]

$$\frac{\partial}{\partial k} v_k^\delta \Big|_{k_0} = \frac{3\gamma d}{2k_a} \left[ (1 - 3\cos^2 \delta) \left( \operatorname{Ln} \left( 2 \cos \frac{k_a d}{2} \right) + \frac{k_a d}{2} \tan \left( \frac{k_a d}{2} \right) \right) - \sin^2 \delta \left( \frac{k_a d}{2} \right)^2 \frac{1}{\cos^2 \left( \frac{k_a d}{2} \right)} \right]. \quad (\text{S2})$$

We now set this expression to zero to find the condition for an approximate flat dispersion relation. Despite the analytic form of the expression above, the equation is transcendental and hence we calculate the solutions numerically.

We visualize the results in Fig. S1(a). Here, we observe that there is a minimum angle  $\delta_{\min}$  below which the equation does not have a solution. Taking the limit  $d \rightarrow 0$  in Eq. (S2), we find  $\delta_{\min} = \arccos(1/\sqrt{3})$ . For  $\delta \in (\delta_{\min}, \pi/2]$ , there exists a  $d_f(\delta)$  which leads to an approximate flat band, as one can see from the two insets in Fig. S1(a). The remarkably subradiant and dispersionless dynamics demonstrated in the main manuscript for  $\delta = \pi/2$  persists for all these pairs of values, as illustrated in Fig. S1(b-e), where we investigate the survival probability and the fidelity for times up to  $\gamma t_{\text{final}} = 100$  and  $\gamma t_{\text{final}} = 500$ , respectively.

### II. FLAT DISPERSION RELATION IN FINITE SYSTEMS

In this section, we briefly discuss the applicability of arguments we made for the infinite chain to finite but periodic systems. We concentrate our study on  $N$  emitters arranged on a ring lattice with dipole moments perpendicular to the ring plane ( $\delta = \pi/2 \equiv \perp$ ).

Utilizing the same approach as for the infinite one-dimensional chain, we calculate the collective decay rate [Fig. S2(a)] and spectrum or dispersion relation [Fig. S2(b)] for a finite ring lattice of  $N = 20$  emitters. The direct comparison to Fig. 2(a-b) in the main manuscript shows a strong resemblance between the finite and infinite case. We find that subradiant states with finite lifetimes smaller than the single atom decay rate are found for momenta  $2\pi/d - k_a > k > k_a$ . Furthermore, the dispersion relation for these values of  $k$  is approximately flat for values of  $d$  close to the one found for the infinite lattice,  $d_f$ .

We quantitatively search for the optimal lattice spacing  $d_f(N)$  in the finite ring with  $N$  emitters by numerically calculating the lattice spacing  $d_f(N)$  with a vanishing curvature of  $V_k^\perp$  at  $k = k_0$ . In Fig. S2(c) we compare these values to  $d_f = 0.2414\lambda$  found for the infinite chain. We observe that, as expected, already at small values of  $N$ ,  $d_f(N)$  tends to the value of the infinite lattice.



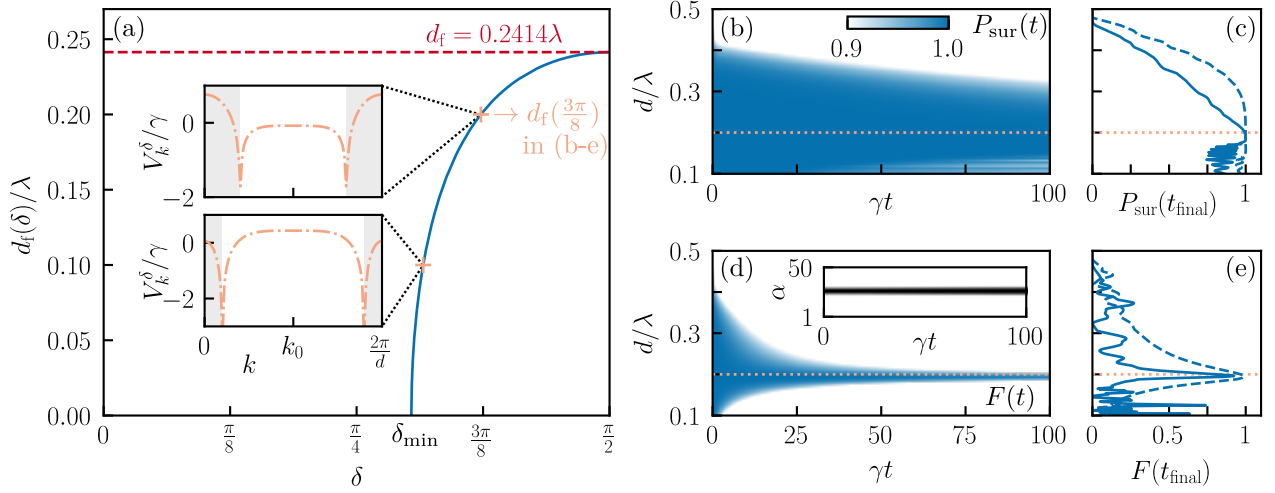


FIG. S1. **Lattice spacings with flat dispersion relation.** (a): Parameter pairs  $\{\delta, d_f(\delta)\}$  for which Eq. (S2) vanishes. The lattice spacing  $d_f = 0.2414\lambda$  (red dashed line) providing a flat dispersion relation for perpendicular dipoles poses an upper bound for the lattice spacings with this feature. For two chosen lattice spacings  $d_f(\delta) = 0.1\lambda, 0.2\lambda$ , the insets show the dispersion relation with a flat section around  $k_0 = \frac{\pi}{d}$  and well outside the radiative regime (gray shading). (b-e): Survival probability and fidelity, respectively, as shown in Fig. 3 in the main manuscript but for  $\delta = 3\pi/8$  and  $d_f(\delta) = 0.2\lambda$  (orange dashed line).

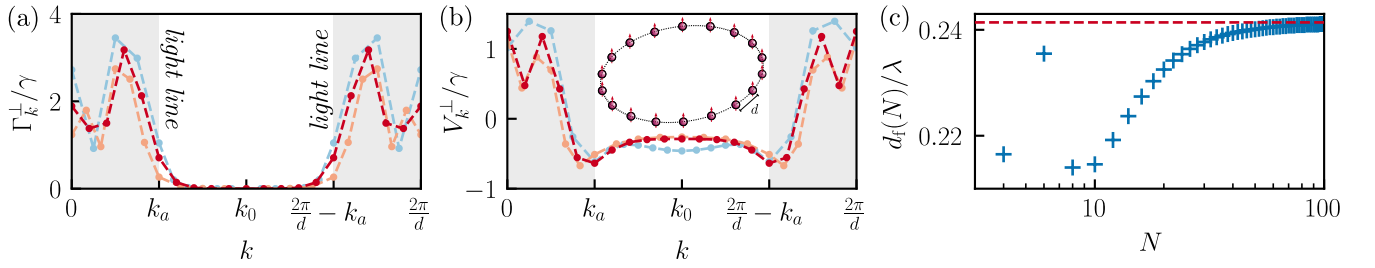


FIG. S2. **Flat dispersion relation.** (a): Decay rates and (b): spectrum for an finite 1D ring lattice of  $N = 20$  emitters with lattice constant  $d/\lambda = 0.2$  (blue),  $0.2414$  (red) and  $0.26$  (orange), where the dipole moments are perpendicular to the surface of the ring. The same features as in Fig. 2 in the main manuscript (infinite 1D lattice) are found, i.e., subradiant modes between the light lines together with approximately flat spectrum around  $k = k_0 = \pi/d$ . (c): Optimal lattice spacing  $d_f(N)$  for flat dispersion relation as a function of  $N$ . Already for small numbers of emitters  $N$ , it approaches the value for the infinite chain  $d_f = 0.2414\lambda$  (red solid line).

### III. STATE PREPARATION USING A GAUSSIAN BEAM

For illustration purposes, we have primarily focused on the storage of a Gaussian wave packet [see Eq. (4)]. However, as we discussed in the main manuscript, for our storage scheme to work we only require that the wave packet stored has support mainly on the approximately flat area of the dispersion relation. Here, in particular, we demonstrate the storage of states that were prepared using a Gaussian laser beam.

The electric field at the emitters position  $x_\alpha$  [see Fig. S3(a) for the decomposition into  $x_\alpha^\parallel$  and  $x_\alpha^\perp$ ] is given by

$$E(x_\alpha) = E_0 \frac{w_0}{w(x_\alpha^\parallel)} \exp\left(\frac{-(x_\alpha^\perp)^2}{w(x_\alpha^\parallel)^2}\right) \exp\left(-i\left(kx_\alpha^\parallel + k\frac{(x_\alpha^\perp)^2}{2R(x_\alpha^\parallel)} - \varphi(x_\alpha^\parallel)\right)\right), \quad (\text{S3})$$

with the spot size  $w(x_\alpha^\parallel) = w_0 \sqrt{1 + (x_\alpha^\parallel/x_R)^2}$ , the Rayleigh range  $x_R = \pi w_0^2 n/\lambda$  (we set the refractive index  $n = 1$ ), the radius of curvature  $R(x_\alpha^\parallel) = x_\alpha^\parallel (1 + (x_\alpha^\parallel/x_R)^2)$  and the Gouy phase  $\varphi(x_\alpha^\parallel) = \arctan(x_\alpha^\parallel/x_R)$  [S56]. In this expression, the minimal waist  $w_0$  and the wavevector  $\mathbf{k}$  (such that  $k = |\mathbf{k}| = 2\pi/\lambda$ ) are the two parameters that we control.

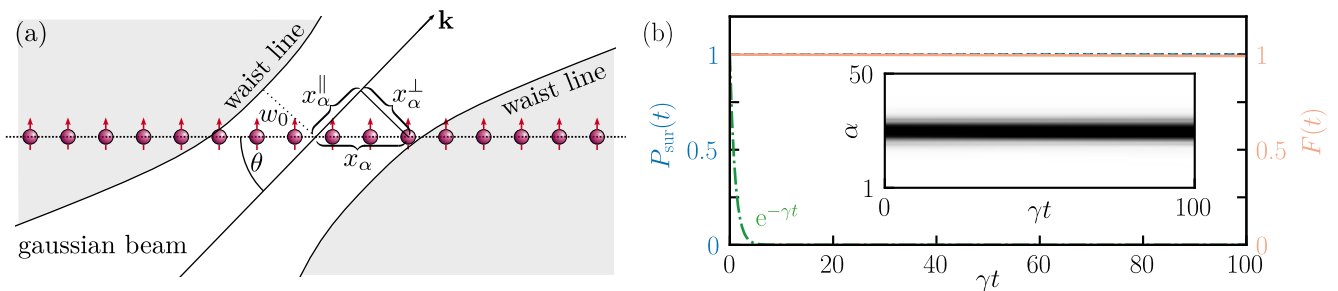


FIG. S3. **State preparation using a Gaussian beam.** (a): Geometry of excitation with Gaussian beam. The Gaussian beam with wavevector  $\mathbf{k}$  hits the chain of atom at an angle  $\theta$  such that the cross-hair from its smallest waist  $w_0$  and the beam center lies between the two central emitters. The waist lines illustrates where the electric field decreases to  $1/e$  of the axial value.  $x_\alpha^\parallel$  ( $x_\alpha^\perp$ ) represent the axial (perpendicular) decomposition of the atomic position  $x_\alpha$ . (b): Storage of wave packet prepared by Gaussian beam with waist  $w_0 \approx 3.4\lambda$ . The waist is chosen such that the initial state has a width of approximately  $\sigma = 0.06\pi/d$ . The one-dimensional chain of emitters is characterized by  $d = d_f = 0.2414\lambda$  and  $N = 50$ . We investigate the survival probability  $P_{\text{sur}}(t)$  and the fidelity  $F(t)$  of the new, non-Gaussian initial state.  $e^{-\gamma t}$  corresponds to the single emitter survival probability. The inset underlines that we still obtain dispersionless subradiant storage.

In Fig. S3(b), we investigate the dispersionless subradiant storage of the new initial state for the chain of emitters at  $d = d_f = 0.2414\lambda$  with perpendicular dipole moments. We observe that also this wave packet is stored over a much longer time-span than the single emitter's lifetime  $1/\gamma$ . Comparing the survival probability  $P_{\text{sur}}(t)$  and fidelity  $F(t)$  at  $\gamma t_{\text{final}} = 100$  for this initial state and a wave packet described by  $k_s = k_0$  and  $\sigma = 0.06\pi/d$ , we find again impressive storage capacities, with  $P_{\text{sur}}(t_{\text{final}}) \approx 0.999$  and  $F(t_{\text{final}}) \approx 0.998$ .

#### IV. DISORDER

We give here a brief discussion on how robust the two mechanisms for long-lived and dispersionless storage are against positional disorder. Deviations of the emitter positions from a perfect lattice give rise to disorder in both the interaction and decay rates in Eq. (1). We model the disorder by averaging over many realizations. In each realization we choose the position of the emitters randomly according to a three dimensional Gaussian centered on each lattice site with equal widths on all three directions,  $\sigma_d$ , which is in practice determined by the lattice depth. We investigate the influence of the disorder on the survival probability and the fidelity of both storage mechanisms.

Analyzing the results in Fig. S4, we find that both storage mechanisms exhibit a similar robustness to the disorder. With increasing disorder, the survival probability as well as the fidelity decreases in comparison to the regular lattice spacing. However, the storage is still notably enhanced over the single atom case. We also plot the ratio  $F(t)/P_{\text{sur}}(t)$ , which represents the dispersion of the wave packet conditioned to the photon not having been emitted. This ratio remains particularly high for the trapped state with  $k_s = k_0$  [see Fig. S4 (b)], meaning that if the excitation is still in the system after a time  $t$ , the state in which the photon is stored will still be the wave packet (4).

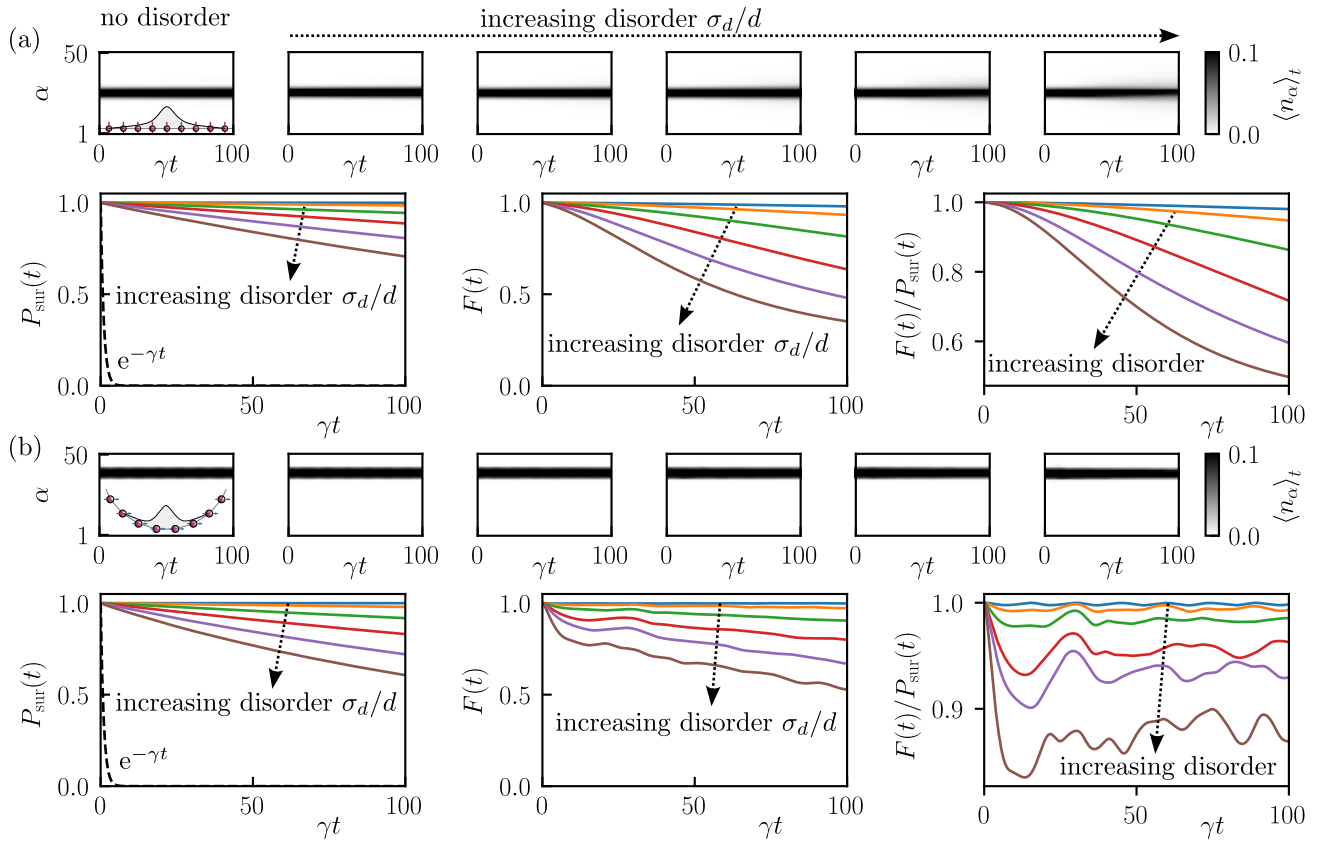


FIG. S4. **Disorder.** Influence of increasing disorder on storage with (a): flat dispersion relation [see Fig. 3] and (b): trapped states [see Fig. 4]. Each panel compares the excitation probability  $\langle n_\alpha \rangle_t$  at site  $\alpha$ , the survival probability  $P_{\text{sur}}(t)$ , the fidelity  $F(t)$  and the ratio of latter  $F(t)/P_{\text{sur}}(t)$  two without disorder (leftmost panel, blue lines) to the averages over 100 realizations of disorders characterized by the widths  $\sigma_d = 0.01d, \dots, 0.05d$ . We set  $d = 0.234\lambda$  and investigate wave packets (4) with (a):  $k_s = k_0$  and  $\sigma = 0.1\pi/d$  on a lattice with perpendicular dipoles of  $N = 50$  emitters and (b):  $k_s = k_0$  and  $\sigma = 0.103\pi/d$  on a ring lattice of the same size with dipole moments aligned parallel to its surface.