

Zero-Sum Games between Mean-Field Teams: Reachability-based Analysis Under Common Information

Yue Guan* Mohammad Afshari† Panagiotis Tsiotras‡

ABSTRACT

This work studies the behaviors of two competing teams in a discrete environment, where the team-level interactions are captured as a zero-sum game while the dynamics within each team is formulated as a mean-field team problem. Following the ideas from the mean-field game literature, we first approximate the large-population team game with its infinite-population limit. We then introduce two fictitious coordinators and transform the infinite-population game into an equivalent zero-sum game between the two coordinators. We study the optimal coordination strategies for each team via a novel reachability analysis and later translate them back to decentralized strategies that the original agents deploy. We prove that the strategies are ϵ -optimal for the original finite-population team game, and we further show that the suboptimality diminishes when team size approaches infinity. The theoretical guarantees are verified by numerical examples.

1 Introduction

Multi-agent decision-making arises in many applications, ranging from warehouse robots [Li et al., 2021], surveillance missions [Tian et al., 2020] to organizational economics [Gibbons et al., 2013]. While the majority of the literature formulates the problems within either the cooperative or competitive settings, results on mixed collaborative-competitive team behaviors are relatively sparse. In this work, we consider a competitive team game, where two teams, each consisting of a large number of intelligent agents, compete at the team level, while the agents within each team collaborate. Such hierarchical interactions are of particular interest to military operations [Tyler et al., 2020] and other multi-agent systems that operate in adversarial environments.

There are two major challenges when trying to solve such competitive team problems:

1. Large-population team problems are *computationally* challenging since the solution complexity increases exponentially with the number of agents. It is well-known that team optimal control problems belong to the NEXP complexity class [Bernstein et al., 2002].
2. Competitive team problems are *conceptually* difficult due to the unknown nature of the opponent team. In particular, one may want to impose additional assumptions on the opponent team to obtain tractable solutions, but these assumptions may not hold in practice. It is thus unclear whether one can directly deploy approximation techniques that are commonly seen in the large-population game literature.

The scalability challenge is also present in dynamic games; however, it has been successfully resolved for a class of models known as mean-field games (MFGs) [Huang et al., 2006; Lasry and Lions, 2007]. The salient feature of mean-field games is that the *selfish* agents are weakly coupled in their dynamics and rewards, and coupling is only through the mean field (i.e., the empirical distribution of the agents). When the population is large, the game can be approximately solved by considering the infinite-population limit, at which point the interactions among agents are reduced to a game between a typical agent and the infinite population.

The mean-field approximation idea has been extended to the single-team setting [Arabneydi and Mahajan, 2014], where a group of homogeneous agents are weakly coupled but receive the same team reward and thus collaborate.

*Yue Guan is a PhD student with the School of Aerospace Engineering, Georgia Institute of Technology, Atlanta, GA, USA. Email: yguan44@gatech.edu

†Mohammad Afshari is a Postdoctoral Fellow with the Institute for Robotics and Intelligent Machines, Georgia Institute of Technology, Atlanta, GA, USA. Email: mafshari@gatech.edu

‡Panagiotis Tsiotras is the David & Andrew Lewis Chair Professor with the School of Aerospace Engineering, Georgia Institute of Technology, Atlanta, GA, USA. Email: tsiotras@gatech.edu

Under the assumption that all agents apply the same strategy, a dynamic programming decomposition is developed leveraging the common-information approach Nayyar et al. [2013] so that all agents within the team deploy the same strategy prescribed by a fictitious coordinator. The identical strategy assumption significantly simplifies the problem, but the optimality of such approach is only guaranteed for the linear-quadratic models Arabneydi and Mahajan [2015]. In the competitive team setting, although one may restrict strategies used by agents within its team to be identical, making the same assumption for the opponent team may lead to a significant underestimation of the opponent’s capabilities and thus requires further justification.

Motivated by the results in the MFG literature, we investigate team-optimal solutions in zero-sum mean-field team games (ZS-MFTG). We focus on discrete-time models with finite state and action spaces, different from the continuous setting in the concurrent work [Sanjari et al., 2023]. In particular, the problem formulation assumes two teams, each having a *finite* number of homogeneous agents; the dynamics of the agents and the team rewards are coupled through the mean-field of the states. We consider a zero-sum reward at the team level, under which one team’s gain is another team’s loss. Furthermore, we assume a *mean-field sharing* information structure [Arabneydi and Mahajan, 2014]; that is, each agent observes its local state and the mean-fields of both its own team and the opponent team.⁴

In this work, we show that the solution obtained under the assumption that both teams deploy identical team strategies is still $\mathcal{O}(1/\sqrt{\min\{N_1, N_2\}})$ -suboptimal, where N_1 and N_2 are the number of agents within each team. The key intuition behind this result leverages the fact that one can always construct an identical team strategy that induces a controlled dynamics similar to that of a non-identical team strategy. Through a reachability-based analysis, we conclude that the class of teams using identical team strategies is rich enough to approximate any team using non-identical strategies. Thus, we can restrict our attention to identical team strategies and still obtain satisfactory team performance.

Based on the above result, we extend the common-information approach [Arabneydi and Mahajan, 2014] to the zero-sum team game setting and treat the mean-fields of the two teams as the common information. We first consider the limiting case where both teams have infinite population, and we introduce two fictitious coordinators, one for each team. The fictitious coordinator of a team observes the mean-fields of both teams and prescribes a local policy (decision rule at a time step) for all agents within its team; each agent then *independently* selects its action according to the prescribed policy and its observed individual state (see Figure 1). The infinite-population team game can then be cast into an equivalent zero-sum game between the two coordinators, where the joint state is the joint mean-fields and the actions are the local policies. We prove that the optimal value functions (max-min and min-max) of the coordinator game are Lipschitz continuous, which then allows us to provide performance guarantees in terms of the original finite-population game. Finally, the theoretical claims are verified by numerical examples.

In summary, the contributions of this work are three-fold: (i) a novel formulation of zero-sum mean-field team games in discrete environments; (ii) simplification of large-population games to equivalent coordinator games with identical team strategies; and (iii) derivation of the sub-optimality bounds for the proposed approach.

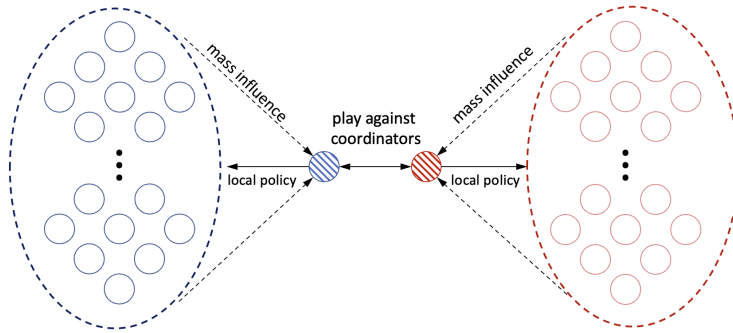


Figure 1: A schematic of the proposed common-information approach for the mean-field zero-sum team games.

⁴In some applications, such as adversarial resource allocation [Shishika et al., 2022], the distribution of an agent’s own team can be accessed easily, while the distribution of the opponent team can be obtained through some filtering. In other applications, it is possible to obtain the distribution of an agent’s own team using distributed consensus algorithms [Olfati-Saber et al., 2006].

1.1 Notations

We use the shorthand notation $[n]$ to denote the set of indices $\{1, 2, \dots, n\}$. The indicator function is denoted as $\mathbb{1}(\cdot)$, such that $\mathbb{1}_a(b) = 1$ if $a = b$ and 0 otherwise. To distinguish between random variables and their realizations, we use uppercase letters to denote random variables (e.g. X and \mathcal{M}) and lowercase letters to denote their realizations (e.g. x and μ). We use bold letters to denote vectors, e.g. $\mathbf{Y} = (Y_1, \dots, Y_n)$. For a finite set E , we denote the space of all probability measures over E as $\mathcal{P}(E)$ and equip it with the total variation norm d_{TV} [Chung, 2001]. Additional important notation used in this paper is presented in Table 1.

Table 1: Important Notation.

Notation	Description	Population Size
$N_1 / N_2 / N$	Number of agents in Blue / Red team / whole system	Finite
ρ	Population ratio $N_1 / (N_1 + N_2)$	Finite
$X_{i,t}^{N_1} (x_{i,t}^{N_1}) / Y_{j,t}^{N_2} (y_{j,t}^{N_2})$	State of a single Blue/Red agent (realization)	Finite
$\mathcal{M}_t^{N_1} (\mu_t^{N_1}) / \mathcal{N}_t^{N_2} (\nu_t^{N_2})$	Empirical distribution of Blue/Red team (realization)	Finite
μ_t^ρ / ν_t^ρ	Mean-Field of Blue/Red team	Infinite
ϕ_t / ψ_t	Identical Blue/Red team policy	Finite & Infinite
$\phi_t^{N_1} / \psi_t^{N_2}$	Arbitrary Blue/Red team policy	Finite
ϕ / ψ	Identical Blue/Red team strategy	Finite & Infinite
ϕ^{N_1} / ψ^{N_2}	Arbitrary Blue/Red team strategy	Finite
π_t / σ_t	Identical Blue/Red team local policy	Infinite
α_t / β_t	Blue/Red coordinator policy	Infinite
r_t^ρ	Game reward	Finite & Infinite
f_t^ρ / g_t^ρ	Dynamics of Blue/Red agents	Finite & Infinite
J^N	Finite-population game value	Finite
J_{cor}^ρ	Coordinator game value	Infinite
$\mathcal{R}_\mu^\rho / \mathcal{R}_\nu^\rho$	Reachability correspondence for Blue/Red mean-field	Infinite

2 Problem Formulation

Consider a discrete-time system with two *large* teams of agents that operate over a finite time horizon T . The Blue team consists of N_1 homogeneous agents, and the Red team consists of N_2 homogeneous agents. The total system size is denoted as $N = N_1 + N_2$. We use $\rho = N_1/N$ to denote the ratio between the size of the Blue team and the total number of agents (Blue and Red agents combined). Let $X_{i,t}^{N_1} \in \mathcal{X}$ and $U_{i,t}^{N_1} \in \mathcal{U}$ be the random variables representing the state and action, respectively, taken by Blue agent $i \in [N_1]$ at time t . Here, \mathcal{X} and \mathcal{U} represent the *finite* individual state and action space for each Blue agent, independent of i and t . Similarly, we use $Y_{j,t}^{N_2} \in \mathcal{Y}$ and $V_{j,t}^{N_2} \in \mathcal{V}$ to denote the individual state and action of Red agent $j \in [N_2]$. The joint state and action of the Blue team are denoted as $\mathbf{X}_t^{N_1} = (X_{1,t}^{N_1}, \dots, X_{N_1,t}^{N_1})$ and $\mathbf{U}_t^{N_1} = (U_{1,t}^{N_1}, \dots, U_{N_1,t}^{N_1})$, respectively. Similarly, the Red team's joint state and action are denoted as $\mathbf{Y}_t^{N_2}$, and $\mathbf{V}_t^{N_2}$. We use $\mathbf{X}_{-i,t}^{N_1} = (X_{1,t}^{N_1}, \dots, X_{i-1,t}^{N_1}, X_{i+1,t}^{N_1}, \dots, X_{N_1,t}^{N_1})$ to denote the joint state of the Blue team excluding Blue agent i .

Definition 1 (Empirical Distribution). The *empirical distribution* for the Blue and Red teams are defined as

$$\mathcal{M}_t^{N_1}(x) = \frac{1}{N_1} \sum_{i=1}^{N_1} \mathbb{1}_x(X_{i,t}^{N_1}), \quad x \in \mathcal{X}, \quad (1a)$$

$$\mathcal{N}_t^{N_2}(y) = \frac{1}{N_2} \sum_{j=1}^{N_2} \mathbb{1}_y(Y_{j,t}^{N_2}), \quad y \in \mathcal{Y}. \quad (1b)$$

Note that $\mathcal{M}_t^{N_1} \in \mathcal{P}(\mathcal{X})$ and $\mathcal{N}_t^{N_2} \in \mathcal{P}(\mathcal{Y})$. Since finite state and action spaces are considered, we have $\mathcal{P}(\mathcal{X}) = \Delta_{|\mathcal{X}|}$ and $\mathcal{P}(\mathcal{Y}) = \Delta_{|\mathcal{Y}|}$, where Δ_k is the k -dimensional standard simplex.

We introduce two operators $\text{Emp}_\mu : \mathcal{X}^{N_1} \rightarrow \mathcal{P}(\mathcal{X})$ and $\text{Emp}_\nu : \mathcal{Y}^{N_2} \rightarrow \mathcal{P}(\mathcal{Y})$ to relate the joint states and their corresponding empirical distributions:

$$\mu_t^{N_1} = \text{Emp}_\mu(\mathbf{x}_t^{N_1}), \quad \nu_t^{N_2} = \text{Emp}_\nu(\mathbf{y}_t^{N_2}). \quad (2)$$

To measure the distance between two distributions (probability measures), we use the total variation.

Definition 2. For a finite set E , the total variation between two probability measures $\mu, \mu' \in \mathcal{P}(E)$ is given by

$$\text{d}_{\text{TV}}(\mu, \mu') = \frac{1}{2} \sum_{e \in E} |\mu(e) - \mu'(e)| = \frac{1}{2} \|\mu - \mu'\|_1. \quad (3)$$

Dynamics We consider a weakly-coupled dynamics, where the dynamics of each individual agent is coupled with other agents through the empirical distributions. For Blue agent i , its stochastic transition is governed by a transition kernel $f_t^\rho : \mathcal{X} \times \mathcal{X} \times \mathcal{U} \times \mathcal{P}(\mathcal{X}) \times \mathcal{P}(\mathcal{Y}) \rightarrow [0, 1]$ and satisfies

$$\mathbb{P}(X_{i,t+1}^{N_1} = x_{i,t+1}^{N_1} | U_{i,t}^{N_1} = u_{i,t}^{N_1}, \mathbf{X}_t^{N_1} = \mathbf{x}_t^{N_1}, \mathbf{Y}_t^{N_2} = \mathbf{y}_t^{N_2}) = f_t^\rho(x_{i,t+1}^{N_1} | x_{i,t}^{N_1}, u_{i,t}^{N_1}, \mu_t^{N_1}, \nu_t^{N_2}), \quad (4)$$

where $\mu_t^{N_1} = \text{Emp}_\mu(\mathbf{x}_t^{N_1})$ and $\nu_t^{N_2} = \text{Emp}_\nu(\mathbf{y}_t^{N_2})$. Note that the transition kernel has $\rho = N_1/N$ depends on the ratio between the sizes of the two teams. Similarly, the transition of Red agent j follows

$$\mathbb{P}(Y_{j,t+1}^{N_2} = y_{j,t+1}^{N_2} | V_{j,t}^{N_2} = v_{j,t}^{N_2}, \mathbf{X}_t^{N_1} = \mathbf{x}_t^{N_1}, \mathbf{Y}_t^{N_2} = \mathbf{y}_t^{N_2}) = g_t^\rho(y_{j,t+1}^{N_2} | y_{j,t}^{N_2}, v_{j,t}^{N_2}, \mu_t^{N_1}, \nu_t^{N_2}). \quad (5)$$

Assumption 1. The transition kernels f_t^ρ and g_t^ρ are L_{f_t} and L_{g_t} -Lipschitz continuous, respectively. Formally, for all $\mu, \mu' \in \mathcal{P}(\mathcal{X})$ and $\nu, \nu' \in \mathcal{P}(\mathcal{Y})$ and for all $t \in [T]$, there exist positive constants L_{f_t} and L_{g_t} such that

$$\begin{aligned} \sum_{x' \in \mathcal{X}} |f_t^\rho(x' | x, u, \mu, \nu) - f_t^\rho(x' | x, u, \mu', \nu')| &\leq L_{f_t} (\text{d}_{\text{TV}}(\mu, \mu') + \text{d}_{\text{TV}}(\nu, \nu')) \quad \forall x \in \mathcal{X}, u \in \mathcal{U}, \\ \sum_{y' \in \mathcal{Y}} |g_t^\rho(y' | y, v, \mu, \nu) - g_t^\rho(y' | y, v, \mu', \nu')| &\leq L_{g_t} (\text{d}_{\text{TV}}(\mu, \mu') + \text{d}_{\text{TV}}(\nu, \nu')) \quad \forall y \in \mathcal{Y}, v \in \mathcal{V}. \end{aligned}$$

Reward Structure Under the team-game framework, agents in the same team share the same reward. Similar to the dynamics, we consider a weakly-coupled *team reward*

$$r_t^\rho : \mathcal{P}(\mathcal{X}) \times \mathcal{P}(\mathcal{Y}) \rightarrow [-R_{\max}, R_{\max}]. \quad (6)$$

Under the zero-sum reward structure, we let the Blue team maximize the reward while the Red team minimizes it.

Assumption 2. The reward function is L_r -Lipschitz continuous. Formally, for all $\mu, \mu' \in \mathcal{P}(\mathcal{X})$, $\nu, \nu' \in \mathcal{P}(\mathcal{Y})$, and for all $t \in [T]$, there exists a positive constant L_r such that

$$|r_t^\rho(\mu, \nu) - r_t^\rho(\mu', \nu')| \leq L_r (\text{d}_{\text{TV}}(\mu, \mu') + \text{d}_{\text{TV}}(\nu, \nu')). \quad (7)$$

In summary, an instance of a zero-sum mean-field team game is defined as the tuple:

$$\text{ZS-MFTG} = \langle \mathcal{X}, \mathcal{Y}, \mathcal{U}, \mathcal{V}, f_t^\rho, g_t^\rho, r_t^\rho, N_1, N_2, T \rangle.$$

Example 1. As a special case of the previously described dynamics and reward structure, we consider the following pairwise-state-coupled dynamics and team reward derived from the single-population model in [Huang et al., 2006]. The transition kernel for the Blue and Red agents are defined as follows:

$$f_t(x_{i,t+1}^{N_1} | x_{i,t}^{N_1}, u_{i,t}^{N_1}, \mathbf{x}_{-i,t}^{N_1}, \mathbf{y}_t^{N_2}) = \frac{\sum_{k=1}^{N_1} f_{1,t}(x_{i,t+1}^{N_1} | x_{i,t}^{N_1}, u_{i,t}^{N_1}, x_{k,t}^{N_1})}{N} + \frac{\sum_{k=1}^{N_2} f_{2,t}(x_{i,t+1}^{N_1} | x_{i,t}^{N_1}, u_{i,t}^{N_1}, y_{k,t}^{N_2})}{N} \quad (8a)$$

$$g_t(y_{j,t+1}^{N_2} | y_{j,t}^{N_2}, v_{j,t}^{N_2}, \mathbf{x}_t^{N_1}, \mathbf{y}_{-j,t}^{N_2}) = \frac{\sum_{k=1}^{N_1} g_{1,t}(y_{j,t+1}^{N_2} | y_{j,t}^{N_2}, v_{j,t}^{N_2}, x_{k,t}^{N_1})}{N} + \frac{\sum_{k=1}^{N_2} g_{2,t}(y_{j,t+1}^{N_2} | y_{j,t}^{N_2}, v_{j,t}^{N_2}, y_{k,t}^{N_2})}{N}. \quad (8b)$$

The terms $f_{1,t}$, $f_{2,t}$, $g_{1,t}$ and $g_{2,t}$ are transition kernels and model the pair-wise influence between agents. For example, $f_{2,t}$ represents the influence that the state of a Red agent has on the transition of a Blue agent.

The weakly-coupled team rewards are the averaged state-dependent reward

$$r_t(\mathbf{x}_t^{N_1}, \mathbf{y}_t^{N_2}) = \frac{1}{N} \sum_{k=1}^{N_1} r_{1,t}(x_{k,t}^{N_1}) - \frac{1}{N} \sum_{k=1}^{N_2} r_{2,t}(y_{k,t}^{N_2}). \quad (9)$$

Through some algebraic manipulations, the aforementioned pairwise-state-dependent transition kernel and team reward can be transformed into the weakly-coupled form represented by equations (4) and (6) as follows:

$$\begin{aligned}
f_t(x_{i,t+1}^{N_1} | x_{i,t}^{N_1}, u_{i,t}^{N_1}, \mathbf{x}_{-i,t}^{N_1}, \mathbf{y}_t^{N_2}) &= \rho \sum_{x \in \mathcal{X}} \mu_t^{N_1}(x) f_{1,t}(x_{i,t+1}^{N_1} | x_{i,t}^{N_1}, u_{i,t}^{N_1}, x) + (1 - \rho) \sum_{y \in \mathcal{Y}} \nu_t^{N_2}(y) f_{2,t}(x_{i,t+1}^{N_1} | x_{i,t}^{N_1}, u_{i,t}^{N_1}, y) \\
&\triangleq f_t^\rho(x_{i,t+1}^{N_1} | x_{i,t}^{N_1}, u_{i,t}^{N_1}, \mu_t^{N_1}, \nu_t^{N_2}), \\
g_t(y_{j,t+1}^{N_2} | y_{j,t}^{N_2}, v_{j,t}^{N_2}, \mathbf{x}_t^{N_1}, \mathbf{y}_{-j,t}^{N_2}) &= \rho \sum_{x \in \mathcal{X}} \mu_t^{N_1}(x) g_{1,t}(y_{j,t+1}^{N_2} | y_{j,t}^{N_2}, v_{j,t}^{N_2}, x) + (1 - \rho) \sum_{y \in \mathcal{Y}} \nu_t^{N_2}(y) g_{2,t}(y_{j,t+1}^{N_2} | y_{j,t}^{N_2}, v_{j,t}^{N_2}, y) \\
&\triangleq g_t^\rho(y_{j,t+1}^{N_2} | y_{j,t}^{N_2}, v_{j,t}^{N_2}, \mu_t^{N_1}, \nu_t^{N_2}), \\
r_t(\mathbf{x}_t^{N_1}, \mathbf{y}_t^{N_2}) &= \rho \sum_{x \in \mathcal{X}} \mu_t^{N_1}(x) r_{1,t}(x) - (1 - \rho) \sum_{y \in \mathcal{Y}} \nu_t^{N_2}(y) r_{2,t}(y) \triangleq r_t^\rho(\mu_t^{N_1}, \nu_t^{N_2}),
\end{aligned}$$

where $\rho = N_1/N$, $\mu_t^{N_1} = \text{Emp}_\mu(\mathbf{x}_t^{N_1})$ and $\nu_t^{N_2} = \text{Emp}_\nu(\mathbf{y}_t^{N_2})$ (see Appendix A for the detailed derivations). In this specific example, it is clear that the team with more agents has a larger influence on the dynamics and the reward. Hence, it is necessary to include $\rho = N_1/N$ as a parameter. It can be further verified that the above weakly-coupled transition kernels f_t and g_t are both 2-Lipschitz continuous with respect to the empirical distributions. Additionally, the weakly-coupled reward function has a Lipschitz constant of $L_r = 2 \max\{r_{1,\max}, r_{2,\max}\}$, where $r_{1,\max} = \max_{x,t} |r_{1,t}(x)|$ and $r_{2,\max} = \max_{y,t} |r_{2,t}(y)|$ (see Propositions 1 and 2 in Appendix A).

Information structure. We assume a mean-field sharing information structure [Arabneydi and Mahajan, 2015]. At each time step t , Blue agent i observes its own state $X_{i,t}^{N_1}$ and the empirical distributions $\mathcal{M}_t^{N_1}$ and $\mathcal{N}_t^{N_2}$. Similarly, Red agent j observes $Y_{j,t}^{N_2}$, $\mathcal{M}_t^{N_1}$ and $\mathcal{N}_t^{N_2}$. Viewing the empirical distributions as aggregated states of the teams, we consider the following mixed Markov policies:

$$\begin{aligned}
\phi_{i,t} : \mathcal{U} \times \mathcal{X} \times \mathcal{P}(\mathcal{X}) \times \mathcal{P}(\mathcal{Y}) &\rightarrow [0, 1], \\
\psi_{j,t} : \mathcal{V} \times \mathcal{Y} \times \mathcal{P}(\mathcal{X}) \times \mathcal{P}(\mathcal{Y}) &\rightarrow [0, 1],
\end{aligned} \tag{10}$$

where $\phi_{i,t}(u | X_{i,t}^{N_1}, \mathcal{M}_t^{N_1}, \mathcal{N}_t^{N_2})$ represents the probability that Blue agent i selects action u given its state $X_{i,t}^{N_1}$ and the team distributions $\mathcal{M}_t^{N_1}$ and $\mathcal{N}_t^{N_2}$. An individual strategy for the Blue agent i is defined as a time sequence $\phi_i = \{\phi_{i,t}\}_{t=0}^T$. Since Blue agents have the same state and action spaces, they share the same policy space. Hence, we denote Φ_t and Φ to be the set of individual policies and strategies available to each Blue agent, respectively. The Blue team strategy $\phi^{N_1} = \{\phi_i\}_{i=1}^{N_1}$ is the collection of individual strategies used by each Blue agent. We use $\Phi^{N_1} = \times_{i=1}^{N_1} \Phi$ to denote the set of Blue team strategies. All the notations extend naturally to the Red team.

Optimization problem. Starting from the initial joint states $\mathbf{x}_0^{N_1}$ and $\mathbf{y}_0^{N_2}$, the performance of any team strategy pair $(\phi^{N_1}, \psi^{N_2}) \in \Phi^{N_1} \times \Psi^{N_2}$ is quantified by the *expected cumulative reward*

$$J^{N, \phi^{N_1}, \psi^{N_2}}(\mathbf{x}_0^{N_1}, \mathbf{y}_0^{N_2}) = \mathbb{E}_{\phi^{N_1}, \psi^{N_2}} \left[\sum_{t=0}^T r_t^\rho(\mathcal{M}_t^{N_1}, \mathcal{N}_t^{N_2}) \middle| \mathbf{X}_0^{N_1} = \mathbf{x}_0^{N_1}, \mathbf{Y}_0^{N_2} = \mathbf{y}_0^{N_2} \right], \tag{11}$$

where $\mathcal{M}_t^{N_1} = \text{Emp}_\mu(\mathbf{X}_t^{N_1})$ and $\mathcal{N}_t^{N_2} = \text{Emp}_\nu(\mathbf{Y}_t^{N_2})$, and the expectation is with respect to the distribution induced on all system variables by the strategy pair (ϕ^{N_1}, ψ^{N_2}) . The objective of the Blue team is to maximize the cumulative rewards, while the Red team strives to minimize it.

Remark 1. The work of Arabneydi and Mahajan [2015] assumes that all agents within the same team apply the same strategy, and hence the empirical distribution can be regarded as the information state (sufficient statistics) that characterizes the value function of the finite-population game. In our formulation, however, agents in both teams are allowed to deploy strategies that are different from their teammates. Since the empirical distribution does not differentiate agents within the same team, it can no longer serve as the information state. As a result, the value function in (11) takes the joint states as arguments. A counter-example that shows the empirical distribution is not an information state is presented in Appendix A.3.

We let the Blue team be the *maximizing* team and the Red team be the *minimizing* team. When the Blue team considers its worst-case performance, we have the following max-min optimization problem:

$$\underline{J}^{N*} = \max_{\phi^{N_1} \in \Phi^{N_1}} \min_{\psi^{N_2} \in \Psi^{N_2}} J^{N, \phi^{N_1}, \psi^{N_2}}, \tag{12}$$

where \underline{J}^{N*} is the lower game value for the finite-population game. Note that the game value may not always exist (max-min value differs from min-max value) [Elliott and Kalton, 1972]. We will present a special case of the mean-field team games where the game value exists in Section 5.3. In the general case, we consider the following optimality condition for the Blue team strategy.

Definition 3. A Blue team strategy $\phi^{N_1*} \in \Phi^{N_1}$ is optimal if

$$\underline{J}^{N*} = \min_{\psi^{N_2} \in \Psi^{N_2}} J^{N, \phi^{N_1*}, \psi^{N_2}}. \quad (13)$$

In other words, the optimal Blue team strategy ϕ^{N_1*} guarantees the highest worst-case performance against any Red team strategy. A relaxed version of the above optimality condition is the following

Definition 4. A Blue team strategy ϕ^{N_1*} is ϵ -optimal if

$$\underline{J}^{N*} \geq \min_{\psi^{N_2} \in \Psi^{N_2}} J^{N, \phi^{N_1*}, \psi^{N_2}} \geq \underline{J}^{N*} - \epsilon. \quad (14)$$

Similarly, the minimizing Red team considers a min-max optimization problem, which leads to the upper game value as follows

$$\bar{J}^{N*} = \min_{\psi^{N_2} \in \Psi^{N_2}} \max_{\phi^{N_1} \in \Phi^{N_1}} J^{N, \phi^{N_1}, \psi^{N_2}}. \quad (15)$$

The definitions of optimality and ϵ -optimality extend naturally to the Red team strategies.

The rest of the paper focuses on the performance analysis from the Blue team's perspective (max-min optimization), but the techniques developed are applicable to the Red team's side due to the symmetry of the problem formulation.

3 Mean-Field Approximation

The preceding max-min and min-max optimizations are intractable for large-population systems, since the dimension of the joint policy spaces Φ^{N_1} and Ψ^{N_2} grows exponentially with the number of the agents. To address this scalability challenge, we first consider the limiting case of the large-population team games, when the number of agents of both teams goes to infinity. We further assume that agents from the same infinite-population team employ the same strategy. As a result, the behavioral of the entire team can be represented by a *typical agent* [Huang et al., 2006]. As we will show later, due to the law of large numbers, the empirical distribution of an infinite-population team becomes deterministic and converges to the state distribution of its corresponding typical agent. This limiting distribution is known as the *mean-field* [Huang et al., 2006]. Using the deterministic mean-field to approximate the stochastic dynamics of a finite-population system is known as the mean-field approximation. In the sequel, we formulate the mean-field team game at its infinite-population limit and introduce several additional concepts that are necessary for the performance analysis in the next sections.

Mean-field dynamics. At the infinite population limit, we specifically focus on the Blue and Red teams that employ identical team strategies. These strategies are defined as follows.

Definition 5 (Identical Blue Team Strategy). The Blue team strategy $\phi^{N_1} = \{\phi_1, \dots, \phi_{N_1}\}$ is an identical team strategy, if $\phi_{i_1, t} = \phi_{i_2, t}$ for all $i_1, i_2 \in [N_1]$ and all $t \in [T]$.

When all Blue agents apply the same individual strategy ϕ , we slightly abuse the notation and use ϕ to again denote the corresponding identical Blue *team* strategy. Furthermore, we use Φ to denote both the set of Blue individual strategies and the set of identical Blue team strategies.⁵ Whether the symbols refer to the individual agent strategy or the team strategy should be clear from the context. The definition and notations extend to the identical Red team strategies.

With the notions of identical team strategies, we define the mean-field flow as a deterministic sequence of state distributions that coincides with the state distribution of a typical agent.

Definition 6. Given identical team strategies $\phi \in \Phi$ and $\psi \in \Psi$, the mean-fields propagate according to the following coupled deterministic dynamics:

$$\mu_{t+1}^p(x') = \sum_{x \in \mathcal{X}} \left[\sum_{u \in \mathcal{U}} f_t^p(x'|x, u, \mu_t^p, \nu_t^p) \phi_t(u|x, \mu_t^p, \nu_t^p) \right] \mu_t^p(x), \quad (16a)$$

$$\nu_{t+1}^p(y') = \sum_{y \in \mathcal{Y}} \left[\sum_{v \in \mathcal{V}} g_t^p(y'|y, v, \mu_t^p, \nu_t^p) \psi_t(v|y, \mu_t^p, \nu_t^p) \right] \nu_t^p(y), \quad (16b)$$

⁵When Φ denotes the set of identical team strategies, it is a subset of the original set of Blue team strategies Φ^{N_1} , i.e., $\Phi \subseteq \Phi^{N_1}$.

where the initial conditions are given by $\mu_0^\rho = \mu_0$ and $\nu_0^\rho = \nu_0$.

The above deterministic mean-field dynamics can be expressed in a compact matrix form as

$$\begin{aligned}\mu_{t+1}^\rho &= \mu_t^\rho F_t^\rho(\mu_t^\rho, \nu_t^\rho, \phi_t), \\ \nu_{t+1}^\rho &= \nu_t^\rho G_t^\rho(\mu_t^\rho, \nu_t^\rho, \psi_t),\end{aligned}\tag{17}$$

where $F_t^\rho \in \mathbb{R}^{|\mathcal{X}| \times |\mathcal{X}|}$ is the transition matrix for a typical Blue agent's distribution under the policy ϕ_t and its entries are given by $[F_t^\rho(\mu_t^\rho, \nu_t^\rho, \phi_t)]_{pq} = \sum_{u \in \mathcal{U}} f_t^\rho(q|p, u, \mu_t^\rho, \nu_t^\rho) \phi_t(u|p, \mu_t^\rho, \nu_t^\rho)$. The matrix G_t^ρ is defined similarly.

The following lemma justifies the use of the deterministic mean-fields to approximate the empirical distributions of a finite-population system.

Lemma 1. *Let $\mathbf{X}_t^{N_1}$, $\mathbf{Y}_t^{N_2}$, $\mathcal{M}_t^{N_1}$ and $\mathcal{N}_t^{N_2}$ be the joint states and the corresponding empirical distributions of a finite-population game. Denote the next empirical distributions induced by an identical policy pair $(\phi_t, \psi_t) \in \Phi_t \times \Psi_t$ as $(\mathcal{M}_{t+1}^{N_1}, \mathcal{N}_{t+1}^{N_2})$. Then, the following bounds hold:*

$$\begin{aligned}\mathbb{E}_{\phi_t} \left[d_{\text{TV}}(\mathcal{M}_{t+1}^{N_1}, \mathcal{M}_{t+1}) \mid \mathbf{X}_t^{N_1}, \mathbf{Y}_t^{N_2} \right] &\leq \frac{|\mathcal{X}|}{2} \sqrt{\frac{1}{N_1}}, \\ \mathbb{E}_{\psi_t} \left[d_{\text{TV}}(\mathcal{N}_{t+1}^{N_2}, \mathcal{N}_{t+1}) \mid \mathbf{X}_t^{N_1}, \mathbf{Y}_t^{N_2} \right] &\leq \frac{|\mathcal{Y}|}{2} \sqrt{\frac{1}{N_2}},\end{aligned}$$

where $\mathcal{M}_{t+1} = \mathcal{M}_t^{N_1} F_t^\rho(\mathcal{M}_t^{N_1}, \mathcal{N}_t^{N_2}, \phi_t)$ and $\mathcal{N}_{t+1} = \mathcal{N}_t^{N_2} G_t^\rho(\mathcal{M}_t^{N_1}, \mathcal{N}_t^{N_2}, \psi_t)$ according to (17).

Proof. See Appendix B.2 □

For the infinite-population game, the cumulative reward induced by the strategy pair $(\phi, \psi) \in \Phi \times \Psi$ is given by

$$J^{\rho, \phi, \psi}(\mu_0^\rho, \nu_0^\rho) = \sum_{t=0}^T r_t^\rho(\mu_t^\rho, \nu_t^\rho),\tag{18}$$

where the propagation of the mean-fields μ_t^ρ and ν_t^ρ are subject to the dynamics (16). The worst-case performance of the Blue team is given by the lower game value

$$\underline{J}^{\rho*}(\mu_0^\rho, \nu_0^\rho) = \max_{\phi \in \Phi} \min_{\psi \in \Psi} J^{\rho, \phi, \psi}(\mu_0^\rho, \nu_0^\rho).\tag{19}$$

The Red team instead uses the upper game value based on the following min-max optimization

$$\bar{J}^{\rho*}(\mu_0^\rho, \nu_0^\rho) = \min_{\psi \in \Psi} \max_{\phi \in \Phi} J^{\rho, \phi, \psi}(\mu_0^\rho, \nu_0^\rho).\tag{20}$$

3.1 Reachable Sets

Due to the deterministic dynamics in (17), designing the policies ϕ_t and ψ_t at time t is equivalent to selecting the desirable next mean-fields. Consequently, we want to examine the set of mean-fields that can be achieved at the next time step, starting from the current mean-fields. We use $\pi_t : \mathcal{U} \times \mathcal{X} \rightarrow [0, 1]$ to denote the identical local policies of the Blue agents, which are *open-loop* with respect to the mean-fields. Specifically, $\pi_t(u|x)$ is the probability that a Blue agent selects action u at state x regardless of the current mean-fields of the two teams. The set of open-loop Blue local policies is denoted as Π_t . Similarly, $\sigma_t : \mathcal{V} \times \mathcal{Y} \rightarrow [0, 1]$ and Σ_t denote the open-loop Red local policy and the set of open-loop Red local policies.

Given open-loop local policies π_t and σ_t , the mean-fields of the two teams propagate in a deterministic manner just as in (16), but with the identical team policies replaced by the identical open-loop local policies. Formally, the propagation rule under these open-loop local policies is governed by

$$\mu_{t+1}^\rho(x') = \sum_{x \in \mathcal{X}} \left[\sum_{u \in \mathcal{U}} f_t^\rho(x'|x, u, \mu_t^\rho, \nu_t^\rho) \pi_t(u|x) \right] \mu_t^\rho(x),\tag{21a}$$

$$\nu_{t+1}^\rho(y') = \sum_{y \in \mathcal{Y}} \left[\sum_{v \in \mathcal{V}} g_t^\rho(y'|y, v, \mu_t^\rho, \nu_t^\rho) \sigma_t(v|y) \right] \nu_t^\rho(y),\tag{21b}$$

which can be expressed in a matrix form as

$$\begin{aligned}\mu_{t+1}^\rho &= \mu_t^\rho F_t^\rho(\mu_t^\rho, \nu_t^\rho, \pi_t), \\ \nu_{t+1}^\rho &= \nu_t^\rho G_t^\rho(\mu_t^\rho, \nu_t^\rho, \sigma_t),\end{aligned}\tag{22}$$

where the entries of the matrices are given by $[F_t^\rho(\mu_t, \nu_t, \pi_t)]_{pq} = \sum_{u \in \mathcal{U}} f_t^\rho(q|p, u, \mu_t, \nu_t) \pi_t(u|p)$, and similarly for the G_t^ρ matrix. It is important to note that both of these matrices represent transition matrices. Specifically, they correspond to the transition probabilities of a typical agent under the open-loop local policies.

To facilitate the analysis later on, we provide the following definition of the reachable sets for the mean-fields of the Blue and Red team populations.

Definition 7. The Blue reachable set, starting from the mean-fields μ_t^ρ and ν_t^ρ , is defined as the set comprising all the possible next Blue team mean-fields μ_{t+1}^ρ that can be achieved by employing a local policy $\pi_t \in \Pi_t$. Formally,

$$\mathcal{R}_{\mu,t}^\rho(\mu_t^\rho, \nu_t^\rho) = \{\mu_{t+1}^\rho \mid \exists \pi_t \in \Pi_t \text{ s.t. } \mu_{t+1}^\rho = \mu_t^\rho F_t^\rho(\mu_t^\rho, \nu_t^\rho, \pi_t)\}.\tag{23}$$

Similarly, the Red reachable set is defined as

$$\mathcal{R}_{\nu,t}^\rho(\mu_t^\rho, \nu_t^\rho) = \{\nu_{t+1}^\rho \mid \exists \sigma_t \in \Sigma_t \text{ s.t. } \nu_{t+1}^\rho = \nu_t^\rho G_t^\rho(\mu_t^\rho, \nu_t^\rho, \sigma_t)\}.\tag{24}$$

The following lemma justifies using the reachable sets constructed based on the local policies to analyze the reachability of identical team policies.

Lemma 2. For all $\mu_t^\rho \in \mathcal{P}(\mathcal{X})$ and $\nu_t^\rho \in \mathcal{P}(\mathcal{Y})$, we have that

$$\{\mu_{t+1}^\rho \mid \exists \phi_t \in \Phi_t \text{ s.t. } \mu_{t+1}^\rho = \mu_t^\rho F_t^\rho(\mu_t^\rho, \nu_t^\rho, \phi_t)\} = \mathcal{R}_{\mu,t}^\rho(\mu_t^\rho, \nu_t^\rho).\tag{25}$$

Proof. Given current mean-fields μ_t^ρ and ν_t^ρ and a Blue team identical policy $\phi_t \in \Phi$, define a local policy $\pi_t(u|x) = \phi_t(u|x, \mu_t^\rho, \nu_t^\rho)$ for all $x \in \mathcal{X}$ and $u \in \mathcal{U}$. It can be easily verified that the next mean-field propagated using ϕ_t and the dynamics in (16) is the same as the mean-field propagated using the constructed π_t and (21).

Similarly, given a local policy π_t , there is a Blue team policy $\phi_t \in \Phi_t$ such that $\phi_t(u|x, \mu_t^\rho, \nu_t^\rho) = \pi_t(u|x)$ for all $x \in \mathcal{X}$ and $u \in \mathcal{U}$, and this Blue team policy will result in the same next mean-field as the local policy π_t starting from the current mean-fields μ_t^ρ and ν_t^ρ . \square

We will regard the reachable sets as set-valued functions (correspondences) [Freeman and Kokotovic, 2008]. In this case, we write $\mathcal{R}_{\mu,t}^\rho : \mathcal{P}(\mathcal{X}) \times \mathcal{P}(\mathcal{Y}) \rightsquigarrow \mathcal{P}(\mathcal{X})$, and similarly $\mathcal{R}_{\nu,t}^\rho : \mathcal{P}(\mathcal{X}) \times \mathcal{P}(\mathcal{Y}) \rightsquigarrow \mathcal{P}(\mathcal{Y})$.

3.2 Approximation Error

Under the mean-field settings, we restrict both the Blue and Red teams to identical team policies. In this subsection, we show that the reachable set constructed from the mean-field dynamics under the identical policy assumption for both teams is actually rich enough to approximate the empirical distributions induced by non-identical team policies.

Lemma 3. Let $\mathbf{X}_t^{N_1}$, $\mathbf{Y}_t^{N_2}$, $\mathcal{M}_t^{N_1}$ and $\mathcal{N}_t^{N_2}$ be the joint states and the corresponding empirical distributions of a finite-population game. Given any Blue team policy $\phi_t^{N_1} \in \Phi_t^{N_1}$ (potentially non-identical), define the following local policy

$$\pi_{\text{apprx},t}(u|x) = \begin{cases} \frac{\sum_{i=1}^N \mathbb{1}_x(X_{i,t}^{N_1}) \phi_{i,t}(u|x, \mathcal{M}_t^{N_1}, \mathcal{N}_t^{N_2})}{N_1 \mathcal{M}_t^{N_1}(x)} & \text{if } \mathcal{M}_t^{N_1}(x) > 0, \\ 1/|\mathcal{U}| & \text{if } \mathcal{M}_t^{N_1}(x) = 0. \end{cases}\tag{26}$$

Further, define the next mean-field induced by $\pi_{\text{apprx},t}$ as

$$\mathcal{M}_{\text{apprx},t+1}^{N_1} = \mathcal{M}_t^{N_1} F_t^\rho(\mathcal{M}_t^{N_1}, \mathcal{N}_t^{N_2}, \pi_{\text{apprx},t}).\tag{27}$$

Then, the expected distance between the next Blue empirical distribution $\mathcal{M}_{t+1}^{N_1}$ induced by the team policy $\phi_t^{N_1}$ and the mean-field $\mathcal{M}_{\text{apprx},t+1}^{N_1}$ satisfies

$$\mathbb{E} \left[\text{d}_{\text{TV}}(\mathcal{M}_{t+1}^{N_1}, \mathcal{M}_{\text{apprx},t+1}^{N_1}) \mid \mathbf{X}_t^{N_1}, \mathbf{Y}_t^{N_2} \right] \leq \frac{|\mathcal{X}|}{2} \sqrt{\frac{1}{N_1}}.\tag{28}$$

Proof. See Appendix B.3. \square

The local policy $\pi_{\text{apprx},t}$ mimics the population behavior by setting its action distribution at state x as the average of the policies used by the Blue agents at state x . The purpose of the second case in (26) is to ensure that the constructed local policy is well-defined at states where no Blue agent is present. The mean-field induced by $\pi_{\text{apprx},t}$ is within the reachable set and is close to the next empirical distribution induced by the non-identical team policy $\phi_t^{N_1}$ in expectation. This idea is visualized in Figure 2.

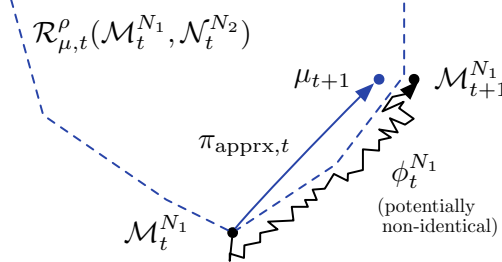


Figure 2: An illustration of Lemma 3.

Lemma 3 directly leads to the following theorem regarding the richness of the reachable sets.

Theorem 1. Let $\mathbf{X}_t^{N_1}$, $\mathbf{Y}_t^{N_2}$, $\mathcal{M}_t^{N_1}$, and $\mathcal{N}_t^{N_2}$ be the joint states and the corresponding empirical distributions at time t . Denote the next Blue empirical distribution induced by some Blue team policy $\phi_t^{N_1} \in \Phi_t^{N_1}$ as $\mathcal{M}_{t+1}^{N_1}$. Then, there exists a mean-field $\mu_{t+1} \in \mathcal{R}_{\mu,t}^{\rho}(\mathcal{M}_t^{N_1}, \mathcal{N}_t^{N_2})$ that satisfies

$$\mathbb{E}_{\phi_t^{N_1}} \left[d_{\text{TV}}(\mathcal{M}_{t+1}^{N_1}, \mu_{t+1}) | \mathbf{X}_t^{N_1}, \mathbf{Y}_t^{N_2} \right] \leq \frac{|\mathcal{X}|}{2} \sqrt{\frac{1}{N_1}}. \quad (29)$$

Remark 2. The construction of $\pi_{\text{apprx},t}$ in (26) requires knowing each Blue agent's state, which may seem to violate the mean-field sharing information structure in (10). However, $\pi_{\text{apprx},t}$ only serves as an auxiliary concept to prove the existence of a mean-field in the reachable set that satisfies (29). The existence result in Theorem 1 is all we need to provide performance guarantees. In fact, $\pi_{\text{apprx},t}$ will not be used to construct the optimal policies.

Remark 3. All results in this subsection extend to the Red team's side.

4 Equivalent Zero-Sum Game Between Coordinators

In this section, we leverage the common information approach [Nayyar et al., 2013] to transform the infinite-population game in the previous section to an equivalent zero-sum game between two fictitious coordinators.

We construct a fictitious centralized coordinated system by introducing the Blue and Red coordinators for the two teams respectively. At time t , the Blue coordinator of the Blue team observes the mean-fields of both teams at time t and chooses a local policy $\pi_t : \mathcal{U} \times \mathcal{X} \rightarrow [0, 1]$ as:

$$\pi_t = \alpha_t(\mu_t^{\rho}, \nu_t^{\rho}), \quad (30)$$

where $\alpha_t : \mathcal{P}(\mathcal{X}) \times \mathcal{P}(\mathcal{Y}) \rightarrow \Pi_t$ is a deterministic Blue *coordination policy*, and $\pi_t(u_t|x_t) \triangleq \alpha_t(\mu_t^{\rho}, \nu_t^{\rho})(u_t|x_t)$ gives the probability that a Blue agent selects action u_t given its current state x_t .

Similarly, the Red coordinator observes the mean-fields of both teams and selects a local policy $\sigma_t : \mathcal{V} \times \mathcal{Y} \rightarrow [0, 1]$ for the Red agents according to

$$\sigma_t = \beta_t(\mu_t^{\rho}, \nu_t^{\rho}). \quad (31)$$

We refer to the time sequence $\alpha = (\alpha_1, \dots, \alpha_T)$ as the *coordination strategy* for the Blue team and similarly $\beta = (\beta_1, \dots, \beta_T)$ as the Red coordination strategy. We denote the set of admissible coordination strategies as \mathcal{A} and \mathcal{B} for the Blue and Red teams, respectively.

Remark 4. There is a one-to-one correspondence between the Blue coordination strategies and the identical Blue team strategies. Given an identical team strategy $\phi \in \Phi$, one can define the coordination strategy

$$\alpha_t(\mu_t, \nu_t) = \pi_t \quad \text{s.t.} \quad \pi_t(u_t|x_t) = \phi_t(u_t|x_t, \mu_t, \nu_t).$$

Similarly, a Blue coordination strategy $\alpha \in \mathcal{A}$ induces an identical team strategy $\phi \in \Phi$ according to the rule

$$\phi_t(u_t|x_t, \mu_t^{\rho}, \nu_t^{\rho}) = \underbrace{\alpha_t(\mu_t^{\rho}, \nu_t^{\rho})}_{\pi_t}(u_t|x_t).$$

Plugging in the *deterministic* coordination strategies, the mean-fields dynamics in (21) becomes

$$\mu_{t+1}^\rho = \mu_t^\rho F_t^\rho(\mu_t^\rho, \nu_t^\rho, \underbrace{\alpha_t(\mu_t^\rho, \nu_t^\rho)}_{\pi_t}), \quad (32a)$$

$$\nu_{t+1}^\rho = \nu_t^\rho G_t^\rho(\mu_t^\rho, \nu_t^\rho, \beta_t(\mu_t^\rho, \nu_t^\rho)). \quad (32b)$$

For notational simplicity, we will use the shorthand notations $F_t^\rho(\mu_t^\rho, \nu_t^\rho, \alpha_t)$ and $G_t^\rho(\mu_t^\rho, \nu_t^\rho, \beta_t)$.

The equivalent centralized system can be viewed as a zero-sum game played between the two coordinators, where the game state is the joint mean-field (μ_t^ρ, ν_t^ρ) , and the actions are the local policies π_t and σ_t selected by the coordinators. Formally, the zero-sum coordinator game can be defined via a tuple

$$\text{ZS-CG} = \langle \mathcal{P}(\mathcal{X}), \mathcal{P}(Y), \Pi_t, \Sigma_t, F_t^\rho, G_t^\rho, r_t^\rho, T \rangle. \quad (33)$$

In particular, the continuous game state space is $\mathcal{P}(\mathcal{X}) \times \mathcal{P}(Y)$, and the continuous action spaces are Π_t and Σ_t for the Blue and Red coordinators, respectively. The deterministic dynamics of the game is given in (32). Finally, the reward structure r_t^ρ is given in (6), and the horizon T is the same as in the original game.

Given two coordination strategies $\alpha \in \mathcal{A}$ and $\beta \in \mathcal{B}$, the cumulative rewards of the coordinator game is defined as

$$J_{\text{cor}}^{\rho, \alpha, \beta}(\mu_0^\rho, \nu_0^\rho) = \sum_{t=0}^T r_t^\rho(\mu_t^\rho, \nu_t^\rho), \quad (34)$$

where the propagation of the mean-fields μ_t^ρ and ν_t^ρ are subject to the dynamics (32). The worst-case performance of the Blue team is given by the lower coordinator game value

$$\underline{J}_{\text{cor}}^{\rho*}(\mu_0^\rho, \nu_0^\rho) = \max_{\alpha \in \mathcal{A}} \min_{\beta \in \mathcal{B}} J_{\text{cor}}^{\rho, \alpha, \beta}(\mu_0^\rho, \nu_0^\rho), \quad (35)$$

and the upper value for the Red team is based on the following min-max optimization

$$\bar{J}_{\text{cor}}^{\rho*}(\mu_0^\rho, \nu_0^\rho) = \min_{\beta \in \mathcal{B}} \max_{\alpha \in \mathcal{A}} J_{\text{cor}}^{\rho, \alpha, \beta}(\mu_0^\rho, \nu_0^\rho). \quad (36)$$

In the next section, we examine the properties of the max-min (lower) and min-max (upper) game values of the coordinator game.

5 Value Functions of the Coordinator Game

Similar to the standard two-player zero-sum games, we use a backward induction scheme to find the lower and upper values of the coordinator game. In general, the max-min value need not be equal to the min-max value [Elliott and Kalton, 1972]. Consequently, from the Blue coordinator's perspective, we consider the lower value (max-min), which provides the highest guaranteed performance for the maximizing Blue team in a worst-case scenario.

The terminal lower value at time T is defined as

$$\underline{J}_{\text{cor}, T}^{\rho*}(\mu_T^\rho, \nu_T^\rho) = r_T^\rho(\mu_T^\rho, \nu_T^\rho). \quad (37)$$

For all previous time steps $t = 0, \dots, T-1$, the two coordinators optimize their cumulative reward function by choosing their actions (i.e., local policies) π_t and σ_t . Consequently, for all $t = 0, \dots, T-1$, we have

$$\underline{J}_{\text{cor}, t}^{\rho*}(\mu_t^\rho, \nu_t^\rho) = r_t^\rho(\mu_t^\rho, \nu_t^\rho) + \max_{\pi_t \in \Pi_t} \min_{\sigma_t \in \Sigma_t} \underline{J}_{\text{cor}, t+1}^{\rho*}(\mu_t^\rho F_t^\rho(\mu_t^\rho, \nu_t^\rho, \pi_t), \nu_t^\rho G_t^\rho(\mu_t^\rho, \nu_t^\rho, \sigma_t)). \quad (38)$$

With the optimal value function, the optimal Blue team coordination policies can then be easily constructed via

$$\alpha_t^*(\mu_t^\rho, \nu_t^\rho) \in \arg\max_{\pi_t \in \Pi_t} \min_{\sigma_t \in \Sigma_t} \underline{J}_{\text{cor}, t+1}^{\rho*}(\mu_t^\rho F_t^\rho(\mu_t^\rho, \nu_t^\rho, \pi_t), \nu_t^\rho G_t^\rho(\mu_t^\rho, \nu_t^\rho, \sigma_t)). \quad (39)$$

Similarly, for the Red team coordinator, the upper values are computed as

$$\bar{J}_{\text{cor}, T}^{\rho*}(\mu_T^\rho, \nu_T^\rho) = r_T^\rho(\mu_T^\rho, \nu_T^\rho), \quad (40a)$$

$$\bar{J}_{\text{cor}, t}^{\rho*}(\mu_t^\rho, \nu_t^\rho) = r_t^\rho(\mu_t^\rho, \nu_t^\rho) + \min_{\sigma_t \in \Sigma_t} \max_{\pi_t \in \Pi_t} \bar{J}_{\text{cor}, t+1}^{\rho*}(\mu_t^\rho F_t^\rho(\mu_t^\rho, \nu_t^\rho, \pi_t), \nu_t^\rho G_t^\rho(\mu_t^\rho, \nu_t^\rho, \sigma_t)), \quad t = 0, \dots, T-1, \quad (40b)$$

and the optimal Red team coordination policy is given by

$$\beta_t^*(\mu_t^\rho, \nu_t^\rho) \in \arg\min_{\sigma_t \in \Sigma_t} \max_{\pi_t \in \Pi_t} \bar{J}_{\text{cor}, t+1}^{\rho*}(\mu_t^\rho F_t^\rho(\mu_t^\rho, \nu_t^\rho, \pi_t), \nu_t^\rho G_t^\rho(\mu_t^\rho, \nu_t^\rho, \sigma_t)). \quad (41)$$

Before analyzing the value functions, we first present an equivalent form of the optimization problem in (38) and (40) by leveraging the reachable set introduced in Definition 7.

5.1 Equivalent Form of Value Functions

Exploiting the deterministic mean-field dynamics, we can change the optimization domains in (37) and (38) from the policy spaces to the corresponding reachable sets. One can easily see that the following lower value propagation scheme is equivalent to the one in (37) and (38).

$$\begin{aligned} \underline{J}_{\text{cor},T}^{\rho*}(\mu_T^\rho, \nu_T^\rho) &= r_T^\rho(\mu_T^\rho, \nu_T^\rho) \\ \underline{J}_{\text{cor},t}^{\rho*}(\mu_t^\rho, \nu_t^\rho) &= r_t^\rho(\mu_t^\rho, \nu_t^\rho) + \max_{\mu_{t+1}^\rho \in \mathcal{R}_{\mu,t}^\rho(\mu_t^\rho, \nu_t^\rho)} \min_{\nu_{t+1}^\rho \in \mathcal{R}_{\nu,t}^\rho(\mu_t^\rho, \nu_t^\rho)} \underline{J}_{\text{cor},t+1}^{\rho*}(\mu_{t+1}^\rho, \nu_{t+1}^\rho), \quad t = 0, \dots, T-1. \end{aligned} \quad (42)$$

Given the current mean-fields (μ_t^ρ, ν_t^ρ) , the optimal next mean-field to achieve is then given by

$$\mu_{t+1}^{\rho*} \in \operatorname{argmax}_{\mu_{t+1}^\rho \in \mathcal{R}_{\mu,t}^\rho(\mu_t^\rho, \nu_t^\rho)} \min_{\nu_{t+1}^\rho \in \mathcal{R}_{\nu,t}^\rho(\mu_t^\rho, \nu_t^\rho)} \underline{J}_{\text{cor},t+1}^{\rho*}(\mu_{t+1}^\rho, \nu_{t+1}^\rho).$$

The Blue coordination policy that leads to $\mu_{t+1}^{\rho*}$ can be constructed via a simple linear program leveraging the linearity of the mean-field dynamics with respect to the policy. See Appendix E for details.

In later analysis, we mainly work with the above reachability-based optimization. There are two major advantages for such approach: (i) the reachable sets have lower dimension than the action spaces⁶, which is desirable for numerical algorithms, and (ii) the reachability-based optimization allows us to apply Theorem 1 and study the performance loss due to the identical-strategy assumption introduced by the mean-field approximation.

5.2 Lipschitz Continuity of the Value Functions

In this section, we study the continuity of the optimal value function in (42) with respect to the mean-field arguments. Clearly, the continuity of the value function depends on the continuity of the two reachability correspondences $\mathcal{R}_{\mu,t}^\rho$ and $\mathcal{R}_{\nu,t}^\rho$. To properly study the continuity of the reachability correspondences, we use the Hausdorff distance to measure the distance between two sets.

Definition 8 (Hausdorff distance). For a normed space $(\mathcal{X}, \|\cdot\|)$, the Hausdorff distance between the sets $A, B \subseteq \mathcal{X}$ is defined as

$$\text{dist}_H(A, B) = \max \left\{ \sup_{a \in A} \inf_{b \in B} \|a - b\|, \sup_{b \in B} \inf_{a \in A} \|a - b\| \right\}. \quad (43)$$

Based on the Hausdorff distance, we have the following notion of Lipschitz continuity for correspondences [Freeman and Kokotovic, 2008].

Definition 9. A correspondence $\Gamma : \mathcal{X} \rightsquigarrow \mathcal{Z}$ is L_Γ -Lipschitz continuous under the Hausdorff distance if, for all $x, x' \in \mathcal{X}$, it satisfies that

$$\text{dist}_H(\Gamma(x), \Gamma(x')) \leq L_\Gamma \|x - x'\|. \quad (44)$$

The following lemma presents a Lipschitz continuity result for the reachability correspondences.

Lemma 4. The reachability correspondences $\mathcal{R}_{\mu,t}$ and $\mathcal{R}_{\nu,t}$ in (23) and (24) satisfy the following inequalities for all $\mu_t, \mu'_t \in \mathcal{P}(\mathcal{X})$ and $\nu_t, \nu'_t \in \mathcal{P}(\mathcal{Y})$,

$$\begin{aligned} \text{dist}_H(\mathcal{R}_{\mu,t}^\rho(\mu_t, \nu_t), \mathcal{R}_{\mu,t}^\rho(\mu'_t, \nu'_t)) &\leq L_{R_{\mu,t}} (\text{d}_{\text{TV}}(\mu_t, \mu'_t) + \text{d}_{\text{TV}}(\nu_t, \nu'_t)), \\ \text{dist}_H(\mathcal{R}_{\nu,t}^\rho(\mu_t, \nu_t), \mathcal{R}_{\nu,t}^\rho(\mu'_t, \nu'_t)) &\leq L_{R_{\nu,t}} (\text{d}_{\text{TV}}(\mu_t, \mu'_t) + \text{d}_{\text{TV}}(\nu_t, \nu'_t)), \end{aligned} \quad (45)$$

where $L_{R_{\mu,t}} = 1 + \frac{1}{2}L_{f_t}$, $L_{R_{\nu,t}} = 1 + \frac{1}{2}L_{g_t}$, and L_{f_t} and L_{g_t} are the Lipschitz constants in Assumption 1.

Proof. The proof is postponed to Appendix C.2. □

Leveraging the continuity of the reachability correspondences, the following theorem establishes the Lipschitz continuity of the optimal value functions.

⁶The Blue reachable set is a subset of $\mathcal{P}(\mathcal{X})$, while the Blue coordinator action space is given by $(\mathcal{P}(\mathcal{U}))^{|\mathcal{X}|}$.

Theorem 2. *The optimal lower value function $\underline{J}_{\text{cor},t}^{\rho*}$ and the optimal upper value function $\bar{J}_{\text{cor},t}^{\rho*}$ are both Lipschitz continuous. Formally, for all $\mu_t^\rho, \mu_t^{\rho'} \in \mathcal{P}(\mathcal{X})$ and $\nu_t^\rho, \nu_t^{\rho'} \in \mathcal{P}(\mathcal{Y})$, the following inequalities hold*

$$\begin{aligned} |\underline{J}_{\text{cor},t}^{\rho*}(\mu_t^\rho, \nu_t^\rho) - \underline{J}_{\text{cor},t}^{\rho*}(\mu_t^{\rho'}, \nu_t^{\rho'})| &\leq L_{J,t}(\text{d}_{\text{TV}}(\mu_t^\rho, \mu_t^{\rho'}) + \text{d}_{\text{TV}}(\nu_t^\rho, \nu_t^{\rho'})), \\ |\bar{J}_{\text{cor},t}^{\rho*}(\mu_t^\rho, \nu_t^\rho) - \bar{J}_{\text{cor},t}^{\rho*}(\mu_t^{\rho'}, \nu_t^{\rho'})| &\leq L_{J,t}(\text{d}_{\text{TV}}(\mu_t^\rho, \mu_t^{\rho'}) + \text{d}_{\text{TV}}(\nu_t^\rho, \nu_t^{\rho'})), \end{aligned} \quad (46)$$

where the Lipschitz constant $L_{J,t}$ is given by

$$L_{J,t} = L_r \left(1 + \sum_{k=t}^{T-1} \prod_{\tau=t}^k (L_{\mathcal{R}_{\mu,\tau}^\rho} + L_{\mathcal{R}_{\nu,\tau}^\rho}) \right). \quad (47)$$

Proof. Observe that the lower value in (42) takes the form: $f(x, y) = \max_{p \in \Gamma(x, y)} \min_{q \in \Theta(x, y)} g(p, q)$, which can be viewed as an extension of the marginal function [Freeman and Kokotovic, 2008] to the max-min case. We present a continuity result for this type of marginal function in Lemma 11 in Appendix C.1. Based on Lemma 11, we can prove the Lipschitz continuity result through an inductive argument since the terminal rewards are assumed to be Lipschitz. A detailed proof is given in Appendix C.3. \square

5.3 Existence of the Game Value

In this section, we show that the coordinator game value exists for a special class of mean-field team games, where the dynamics of each individual agent is independent of other agents' states (both its teammates and its opponents). It is left as a future research direction to obtain more general conditions that ensure the existence of the game value.

Definition 10. We say that the weakly-coupled dynamics are independent if the following holds for all $\mu_t \in \mathcal{P}(\mathcal{X})$ and $\nu_t \in \mathcal{P}(\mathcal{Y})$

$$\begin{aligned} f_t^\rho(x_{t+1}|x_t, u_t, \mu_t, \nu_t) &= \bar{f}_t(x_{t+1}|x_t, u_t), \\ g_t^\rho(y_{t+1}|y_t, v_t, \mu_t, \nu_t) &= \bar{g}_t(y_{t+1}|y_t, v_t), \end{aligned} \quad (48)$$

for some transition kernels \bar{f}_t and \bar{g}_t .

In other words, the dynamics of an agent only depends on that agent's current state and action and is fully decoupled from all other agents. The following theorem ensures the existence of the game value under independent dynamics.

Theorem 3. *Suppose the reward function r_t^ρ is concave-convex for all $t \in [T]$ and the system dynamics is independent. Then, the game value exists.*

Proof. One can show that the optimal value under independent dynamics is concave-convex and apply the minimax theorem. The detailed proof is given in Appendix D. \square

6 Performance Guarantees

In the previous section, we obtained an optimal Blue coordination strategy α^* for the coordinator game. The coordinator game is constructed under the mean-field setting, i.e., both teams have an infinite number of agents and all agents in each team apply the same strategy. In this section, we analyze the performance guarantees for α^* in the *finite-population* game and compare the worst-case performance of this coordinator-induced Blue team strategy to the original max-min optimization in (12) where agents have the flexibility to apply non-identical strategies within each team.

To this end, let the Red team apply strategies $\psi^{N_2} = (\psi_1^{N_2}, \dots, \psi_{N_2}^{N_2}) \in \Psi^{N_2}$. Recall that a Blue coordination strategy induces an identical Blue team strategy (see Remark 4). We denote the finite-population performance under the identical Blue team strategy induced by α^* and the Red team strategy ψ^{N_2} as

$$J_0^{N, \alpha^*, \psi^{N_2}}(\mathbf{x}_0^{N_1}, \mathbf{y}_0^{N_2}) = \mathbb{E}_{\alpha^*, \psi^{N_2}} \left[\sum_{t=0}^T r_t^\rho(\mathcal{M}_t^{N_1}, \mathcal{N}_t^{N_2}) | \mathbf{X}_0^{N_1} = \mathbf{x}_0^{N_1}, \mathbf{Y}_0^{N_2} = \mathbf{y}_0^{N_2} \right].$$

Through dynamic programming, we can compute the above-induced value through a backward propagation scheme

$$J_T^{N, \alpha^*, \psi^{N_2}}(\mathbf{x}_T^{N_1}, \mathbf{y}_T^{N_2}) = r_T^\rho(\mu_T^{N_1}, \nu_T^{N_2}) \quad (49a)$$

$$J_t^{N, \alpha^*, \psi^{N_2}}(\mathbf{x}_t^{N_1}, \mathbf{y}_t^{N_2}) = r_t^\rho(\mu_t^{N_1}, \nu_t^{N_2}) + \mathbb{E}_{\alpha^*, \psi^{N_2}} \left[J_{t+1}^{N, \alpha^*, \psi^{N_2}}(\mathbf{X}_{t+1}^{N_1}, \mathbf{Y}_{t+1}^{N_2}) | \mathbf{X}_t^{N_1} = \mathbf{x}_t^{N_1}, \mathbf{Y}_t^{N_2} = \mathbf{y}_t^{N_2} \right], \quad (49b)$$

$$\forall t = 0, \dots, T-1,$$

where $\mu_t^{N_1} = \text{Emp}_\mu(\mathbf{x}_t^{N_1})$ and $\nu_t^{N_2} = \text{Emp}_\nu(\mathbf{y}_t^{N_2})$ are the empirical distributions corresponding to the joint states $\mathbf{x}_t^{N_1}$ and $\mathbf{y}_t^{N_2}$, respectively.

We have the following main result regarding the performance guarantees for the optimal Blue coordination strategy.

Theorem 4. *The optimal Blue coordination strategy α^* obtained from (39) is an ϵ -optimal Blue team strategy. Formally,*

$$\underline{J}^{N*}(\mathbf{x}^{N_1}, \mathbf{y}^{N_2}) \geq \min_{\psi^{N_2} \in \Psi^{N_2}} J^{N, \alpha^*, \psi^{N_2}}(\mathbf{x}^{N_1}, \mathbf{y}^{N_2}) \geq \underline{J}^{N*}(\mathbf{x}^{N_1}, \mathbf{y}^{N_2}) - \mathcal{O}\left(\frac{1}{\sqrt{N}}\right) \quad \forall \mathbf{x}^{N_1} \in \mathcal{X}^{N_1}, \mathbf{y}^{N_2} \in \mathcal{Y}^{N_2}, \quad (50)$$

where $\underline{N} = \min\{N_1, N_2\}$.

Proof. We first prove the first inequality in (50).

$$\begin{aligned} \underline{J}^{N*}(\mathbf{x}^{N_1}, \mathbf{y}^{N_2}) &= \max_{\phi^{N_1} \in \Phi^{N_1}} \min_{\psi^{N_2} \in \Psi^{N_2}} J^{N, \phi^{N_1}, \psi^{N_2}}(\mathbf{x}^{N_1}, \mathbf{y}^{N_2}) \\ &\stackrel{(i)}{\geq} \max_{\phi \in \Phi} \min_{\psi^{N_2} \in \Psi^{N_2}} J^{N, \phi, \psi^{N_2}}(\mathbf{x}^{N_1}, \mathbf{y}^{N_2}) \stackrel{(ii)}{=} \max_{\alpha \in \mathcal{A}} \min_{\psi^{N_2} \in \Psi^{N_2}} J^{N, \alpha, \psi^{N_2}}(\mathbf{x}^{N_1}, \mathbf{y}^{N_2}) \\ &\geq \min_{\psi^{N_2} \in \Psi^{N_2}} J^{N, \alpha^*, \psi^{N_2}}(\mathbf{x}^{N_1}, \mathbf{y}^{N_2}), \end{aligned}$$

where inequality (i) is a result of $\Phi \subseteq \Phi^{N_2}$, and equality (ii) is due to the one-to-one correspondence between coordination strategies and identical team strategies (see Remark 4).

For the second inequality in (50), we break it down into two lemmas: First, Lemma 5 states that $\min_{\psi^{N_2} \in \Psi^{N_2}} J^{N, \alpha^*, \psi^{N_2}} \geq \underline{J}_{\text{cor}}^{\rho*} - \epsilon_1$; and Lemma 6 shows that $\underline{J}_{\text{cor}}^{\rho*} \geq \underline{J}^{N*} - \epsilon_2$; finally, it is shown that both error terms are of order $\mathcal{O}\left(\frac{1}{\sqrt{N}}\right)$. Combining the two lemmas, we obtain the desired result. \square

Lemma 5. *For all joint states $\mathbf{x}^{N_1} \in \mathcal{X}^{N_1}$ and $\mathbf{y}^{N_2} \in \mathcal{Y}^{N_2}$, the optimal Blue coordination strategy α^* in (39) guarantees*

$$\min_{\psi^{N_2} \in \Psi^{N_2}} J^{N, \alpha^*, \psi^{N_2}}(\mathbf{x}^{N_1}, \mathbf{y}^{N_2}) \geq \underline{J}_{\text{cor}}^{\rho*}(\mu^{N_1}, \nu^{N_2}) - \mathcal{O}\left(\frac{1}{\sqrt{N}}\right), \quad (51)$$

where $\mu^{N_1} = \text{Emp}_\mu(\mathbf{x}^{N_1})$ and $\nu^{N_2} = \text{Emp}_\nu(\mathbf{y}^{N_2})$ are the corresponding empirical distributions.

Proof. The proof is constructed based on induction. Fix an arbitrary Red team strategy $\psi^{N_2} \in \Psi^{N_2}$.

Base case: At the terminal timestep T , since there is no decision to be made, both value functions are equal to the terminal reward and are thus the same. Formally, for all $\mathbf{x}_T^{N_1} \in \mathcal{X}^{N_1}$ and $\mathbf{y}_T^{N_2} \in \mathcal{Y}^{N_2}$,

$$J_T^{N, \alpha^*, \psi^{N_2}}(\mathbf{x}_T^{N_1}, \mathbf{y}_T^{N_2}) = \underline{J}_{\text{cor}, T}^{\rho*}(\mu_T^{N_1}, \nu_T^{N_2}) = r_T^{\rho}(\mu_T^{N_1}, \nu_T^{N_2}),$$

where $\mu_T^{N_1} = \text{Emp}_\mu(\mathbf{x}_T^{N_1})$ and $\nu_T^{N_2} = \text{Emp}_\nu(\mathbf{y}_T^{N_2})$. For simplicity, we do not emphasize the correspondence between the joint states and the empirical distributions for the rest of the proof, as it is clear from the context.

Inductive hypothesis: Assume that at $t+1$, the following holds for all joint states $\mathbf{x}_{t+1}^{N_1} \in \mathcal{X}^{N_1}$ and $\mathbf{y}_{t+1}^{N_2} \in \mathcal{Y}^{N_2}$:

$$J_{t+1}^{N, \alpha^*, \psi^{N_2}}(\mathbf{x}_{t+1}^{N_1}, \mathbf{y}_{t+1}^{N_2}) \geq \underline{J}_{\text{cor}, t+1}^{\rho*}(\mu_{t+1}^{N_1}, \nu_{t+1}^{N_2}) - \mathcal{O}\left(\frac{1}{\sqrt{N}}\right). \quad (52)$$

Induction: At timestep t , consider an arbitrary pair of joint states $\mathbf{x}_t^{N_1} \in \mathcal{X}^{N_1}$ and $\mathbf{y}_t^{N_2} \in \mathcal{Y}^{N_2}$, and their corresponding empirical distributions $\mu_t^{N_1}$ and $\nu_t^{N_2}$. Define μ_{t+1}^* as

$$\mu_{t+1}^* = \mu_t^{N_1} F(\mu_t^{N_1}, \nu_t^{N_2}, \alpha_t^*).$$

Note that, from the optimality of α_t^* , we have

$$\mu_{t+1}^* \in \underset{\mu_{t+1} \in \mathcal{R}_{\mu, t}^{\rho}(\mu_t^{N_1}, \nu_t^{N_2})}{\text{argmax}} \min_{\nu_{t+1} \in \mathcal{R}_{\nu, t}^{\rho}(\mu_t^{N_1}, \nu_t^{N_2})} \underline{J}_{\text{cor}, t+1}^{\rho*}(\mu_{t+1}, \nu_{t+1}). \quad (53)$$

Furthermore, from Theorem 1, there exists a $\nu_{\text{apprx},t+1} \in \mathcal{R}_{\nu,t}^\rho(\mu_t^{N_1}, \nu_t^{N_2})$ for the Red team policy $\psi_t^{N_2}$ such that

$$\mathbb{E}_{\psi_t^{N_2}} \left[\text{dTV}(\mathcal{N}_{t+1}^{N_2}, \nu_{\text{apprx},t+1}) \mid \mathbf{X}_t^{N_1} = \mathbf{x}_t^{N_1}, \mathbf{Y}_t^{N_2} = \mathbf{y}_t^{N_2} \right] \leq \frac{|\mathcal{Y}|}{2} \sqrt{\frac{1}{N_2}}. \quad (54)$$

For notational simplicity, we drop the conditions $\mathbf{X}_t^{N_1} = \mathbf{x}_t^{N_1}$ and $\mathbf{Y}_t^{N_2} = \mathbf{y}_t^{N_2}$ in the following derivations. Then, for all joint states $\mathbf{x}_t^{N_1} \in \mathcal{X}^{N_1}$ and $\mathbf{y}_t^{N_2} \in \mathcal{Y}^{N_2}$, we have

$$J_t^{N, \alpha^*, \psi^{N_2}}(\mathbf{x}_t^{N_1}, \mathbf{y}_t^{N_2}) = r_t^\rho(\mu_t^{N_1}, \nu_t^{N_2}) + \mathbb{E}_{\alpha^*, \psi^{N_2}} \left[J_{t+1}^{N, \alpha^*, \psi^{N_2}}(\mathbf{X}_{t+1}^{N_1}, \mathbf{Y}_{t+1}^{N_2}) \right] \quad (55)$$

$$\stackrel{(i)}{\geq} r_t^\rho(\mu_t^{N_1}, \nu_t^{N_2}) + \mathbb{E}_{\alpha^*, \psi^{N_2}} \left[\underline{J}_{\text{cor},t+1}^{\rho*}(\mathcal{M}_{t+1}^{N_1}, \mathcal{N}_{t+1}^{N_2}) \right] - \mathcal{O}\left(\frac{1}{\sqrt{N}}\right) \quad (56)$$

$$= r_t^\rho(\mu_t^{N_1}, \nu_t^{N_2}) - \mathcal{O}\left(\frac{1}{\sqrt{N}}\right) \quad (57)$$

$$+ \mathbb{E}_{\alpha^*, \psi^{N_2}} \left[\underline{J}_{\text{cor},t+1}^{\rho*}(\mathcal{M}_{t+1}^{N_1}, \mathcal{N}_{t+1}^{N_2}) - \underline{J}_{\text{cor},t+1}^{\rho*}(\mu_{t+1}^*, \nu_{\text{apprx},t+1}) + \underline{J}_{\text{cor},t+1}^{\rho*}(\mu_{t+1}^*, \nu_{\text{apprx},t+1}) \right] \quad (58)$$

$$\stackrel{(ii)}{\geq} r_t^\rho(\mu_t^{N_1}, \nu_t^{N_2}) + \underline{J}_{\text{cor},t+1}^{\rho*}(\mu_{t+1}^*, \nu_{\text{apprx},t+1}) - \mathcal{O}\left(\frac{1}{\sqrt{N}}\right) \\ - L_{J,t+1} \underbrace{\mathbb{E}_{\alpha^*} \left[\text{dTV}(\mathcal{M}_{t+1}^{N_1}, \mu_{t+1}^*) \right]}_{=\mathcal{O}(\frac{1}{\sqrt{N_1}}) \text{ due to Lemma 1}} - L_{J,t+1} \underbrace{\mathbb{E}_{\psi^{N_2}} \left[\text{dTV}(\mathcal{N}_{t+1}^{N_2}, \nu_{\text{apprx},t+1}) \right]}_{=\mathcal{O}(\frac{1}{\sqrt{N_2}}) \text{ due to (54)}}$$

$$\stackrel{(iii)}{=} r_t^\rho(\mu_t^{N_1}, \nu_t^{N_2}) + \underline{J}_{\text{cor},t+1}^{\rho*}(\mu_{t+1}^*, \nu_{\text{apprx},t+1}) - \mathcal{O}\left(\frac{1}{\sqrt{N}}\right) \quad (59)$$

$$\stackrel{(iv)}{\geq} r_t^\rho(\mu_t^{N_1}, \nu_t^{N_2}) + \min_{\nu_{t+1} \in \mathcal{R}_{\nu,t}^\rho(\mu_t^{N_1}, \nu_t^{N_2})} \underline{J}_{\text{cor},t+1}^{\rho*}(\mu_{t+1}^*, \nu_{t+1}) - \mathcal{O}\left(\frac{1}{\sqrt{N}}\right) \quad (60)$$

$$\stackrel{(v)}{=} r_t^\rho(\mu_t^{N_1}, \nu_t^{N_2}) + \max_{\mu_{t+1} \in \mathcal{R}_{\mu,t}^\rho(\mu_t^{N_1}, \nu_t^{N_2})} \min_{\nu_{t+1} \in \mathcal{R}_{\nu,t}^\rho(\mu_t^{N_1}, \nu_t^{N_2})} \underline{J}_{\text{cor},t+1}^{\rho*}(\mu_{t+1}, \nu_{t+1}) - \mathcal{O}\left(\frac{1}{\sqrt{N}}\right) \quad (61)$$

$$= \underline{J}_{\text{cor},t}^{\rho*}(\mu_t^{N_1}, \nu_t^{N_2}) - \mathcal{O}\left(\frac{1}{\sqrt{N}}\right). \quad (62)$$

For inequality (i), we used the inductive hypothesis; for inequality (ii), we utilized the Lipschitz continuity of the coordinator value function in Theorem 2; equality (iii) is due to Lemma 1 and Theorem 1, and the fact that the two error terms with Lipschitz constant $L_{J,t+1}$ are bounded by $\mathcal{O}\left(\frac{1}{\sqrt{N}}\right)$; inequality (iv) is due to the fact that $\nu_{\text{apprx},t+1}$ is in the reachable set; equality (v) comes from the definition of μ_{t+1}^* in (53), and the final equality in (62) is simply the definition of $\underline{J}_{\text{cor},t}^{\rho*}$, which completes the induction.

Since the Red team strategy $\psi^{N_2} \in \Psi^{N_2}$ is arbitrary, we have that, for all joint states $\mathbf{x}^{N_1} \in \mathcal{X}^{N_1}$ and $\mathbf{y}^{N_2} \in \mathcal{Y}^{N_2}$,

$$\min_{\psi^{N_2} \in \Psi^{N_2}} J^{N, \alpha^*, \psi^{N_2}}(\mathbf{x}^{N_1}, \mathbf{y}^{N_2}) = \min_{\psi^{N_2} \in \Psi^{N_2}} J_0^{N, \alpha^*, \psi^{N_2}}(\mathbf{x}^{N_1}, \mathbf{y}^{N_2}) \\ \geq \underline{J}_{\text{cor},0}^{\rho*}(\mu, \nu) - \mathcal{O}\left(\frac{1}{\sqrt{N}}\right) = \underline{J}_{\text{cor}}^{\rho*}(\mu^{N_1}, \nu^{N_2}) - \mathcal{O}\left(\frac{1}{\sqrt{N}}\right).$$

□

Lemma 6. *The following inequality holds for all joint states $\mathbf{x}^{N_1} \in \mathcal{X}^{N_1}$ and $\mathbf{y}^{N_2} \in \mathcal{Y}^{N_2}$,*

$$\underline{J}_{\text{cor}}^{\rho*}(\mu^{N_1}, \nu^{N_1}) \geq \underline{J}^{N*}(\mathbf{x}^{N_1}, \mathbf{y}^{N_2}) - \mathcal{O}\left(\frac{1}{\sqrt{N}}\right), \quad (63)$$

where $\mu^{N_1} = \text{Emp}_\mu(\mathbf{x}^{N_1})$ and $\nu^{N_2} = \text{Emp}_\nu(\mathbf{y}^{N_2})$.

Proof. We prove the lemma through an inductive argument.

Base case: At the terminal timestep T , the two value functions are the same. Thus, we have, for all joint states $\mathbf{x}_T^{N_1} \in \mathbf{X}^{N_1}$ and $\mathbf{y}_T^{N_2} \in \mathbf{Y}^{N_2}$, that

$$\underline{J}_{\text{cor},T}^{\rho*}(\mu_T^{N_1}, \nu_T^{N_1}) = \underline{J}_T^{N*}(\mathbf{x}_T^{N_1}, \mathbf{y}_T^{N_2}) = r_t^\rho(\mu_T^{N_1}, \nu_T^{N_1}).$$

Inductive hypothesis: Assume that, at time step $t+1$, the following holds for all $\mathbf{x}_{t+1}^{N_1} \in \mathbf{X}^{N_1}$ and $\mathbf{y}_{t+1}^{N_2} \in \mathbf{Y}^{N_2}$,

$$\underline{J}_{\text{cor},t+1}^{\rho*}(\mu_{t+1}^{N_1}, \nu_{t+1}^{N_1}) \geq \underline{J}_{t+1}^{N*}(\mathbf{x}_{t+1}^{N_1}, \mathbf{y}_{t+1}^{N_2}) - \mathcal{O}\left(\frac{1}{\sqrt{N}}\right). \quad (64)$$

Induction: Consider arbitrary $\mathbf{x}_t^{N_1} \in \mathbf{X}^{N_1}$ and $\mathbf{y}_t^{N_2} \in \mathbf{Y}^{N_2}$. For each Blue team policy $\phi_t^{N_1} \in \Phi_t^{N_1}$, Theorem 1 allows us to define $\mu_{\text{apprx},t+1}^{\phi_t^{N_1}} \in \mathcal{R}_\mu(\mu_t^{N_1}, \nu_t^{N_2})$ such that

$$\mathbb{E}_{\phi_t^{N_1}} \left[\text{dTV}(\mathcal{M}_{t+1}^{N_1}, \mu_{\text{apprx},t+1}^{\phi_t^{N_1}}) \mid \mathbf{X}_t^{N_1} = \mathbf{x}_t^{N_1}, \mathbf{Y}_t^{N_2} = \mathbf{y}_t^{N_2} \right] \leq \frac{|\mathcal{X}|}{2} \sqrt{\frac{1}{N_1}}. \quad (65)$$

For an identical Red team policy $\psi_t \in \Psi_t$, denote $\nu_{t+1}^{\psi_t} = \nu_t^{N_2} G_t^\rho(\mu_t^{N_1}, \nu_t^{N_2}, \psi_t)$. Then, we have

$$\begin{aligned} \underline{J}_t^{N*}(\mathbf{x}_t^{N_1}, \mathbf{y}_t^{N_2}) &= \max_{\phi_t^{N_1} \in \Phi_t^{N_1}} \min_{\psi_t^{N_2} \in \Psi_t^{N_2}} r_t^\rho(\mu_t^{N_1}, \nu_t^{N_2}) + \mathbb{E}_{\phi_t^{N_1}, \psi_t^{N_2}} \left[\underline{J}_{t+1}^{N*}(\mathbf{X}_{t+1}^{N_1}, \mathbf{Y}_{t+1}^{N_2}) \right] \\ &\stackrel{(i)}{\leq} r_t^\rho(\mu_t^{N_1}, \nu_t^{N_2}) + \max_{\phi_t^{N_1} \in \Phi_t^{N_1}} \min_{\psi_t^{N_2} \in \Psi_t^{N_2}} \mathbb{E}_{\phi_t^{N_1}, \psi_t^{N_2}} \left[\underline{J}_{\text{cor},t+1}^{\rho*}(\mathcal{M}_{t+1}^{N_1}, \mathcal{N}_{t+1}^{N_2}) \right] + \mathcal{O}\left(\frac{1}{\sqrt{N}}\right) \\ &\stackrel{(ii)}{\leq} r_t^\rho(\mu_t^{N_1}, \nu_t^{N_2}) + \max_{\phi_t^{N_1} \in \Phi_t^{N_1}} \min_{\psi_t \in \Psi_t} \mathbb{E}_{\phi_t^{N_1}, \psi_t} \left[\underline{J}_{\text{cor},t+1}^{\rho*}(\mathcal{M}_{t+1}^{N_1}, \mathcal{N}_{t+1}^{N_2}) \right] + \mathcal{O}\left(\frac{1}{\sqrt{N}}\right) \\ &= r_t^\rho(\mu_t^{N_1}, \nu_t^{N_2}) + \mathcal{O}\left(\frac{1}{\sqrt{N}}\right) + \max_{\phi_t^{N_1} \in \Phi_t^{N_1}} \min_{\psi_t \in \Psi_t} \mathbb{E}_{\phi_t^{N_1}, \psi_t} \left[\underline{J}_{\text{cor},t+1}^{\rho*}(\mathcal{M}_{t+1}^{N_1}, \mathcal{N}_{t+1}^{N_2}) \right. \\ &\quad \left. - \underline{J}_{\text{cor},t+1}^{\rho*}(\mu_{\text{apprx},t+1}^{\phi_t^{N_1}}, \nu_{t+1}^{\psi_t}) + \underline{J}_{\text{cor},t+1}^{\rho*}(\mu_{\text{apprx},t+1}^{\phi_t^{N_1}}, \nu_{t+1}^{\psi_t}) \right] \\ &\stackrel{(iii)}{\leq} r_t^\rho(\mu_t^{N_1}, \nu_t^{N_2}) + \max_{\phi_t^{N_1} \in \Phi_t^{N_1}} \min_{\psi_t \in \Psi_t} \underline{J}_{\text{cor},t+1}^{\rho*}(\mu_{\text{apprx},t+1}^{\phi_t^{N_1}}, \nu_{t+1}^{\psi_t}) + \mathcal{O}\left(\frac{1}{\sqrt{N}}\right) \\ &\quad + L_{J,t+1} \mathbb{E}_{\phi_t^{N_1}, \psi_t} \left[\text{dTV}(\mathcal{M}_{t+1}^{N_1}, \mu_{\text{apprx},t+1}^{\phi_t^{N_1}}) + \text{dTV}(\mathcal{N}_{t+1}^{N_2}, \nu_{t+1}^{\psi_t}) \right] \\ &\stackrel{(iv)}{\leq} r_t^\rho(\mu_t^{N_1}, \nu_t^{N_2}) + \max_{\phi_t^{N_1} \in \Phi_t^{N_1}} \min_{\psi_t \in \Psi_t} \underline{J}_{\text{cor},t+1}^{\rho*}(\mu_{\text{apprx},t+1}^{\phi_t^{N_1}}, \nu_{t+1}^{\psi_t}) + \mathcal{O}\left(\frac{1}{\sqrt{N}}\right) \\ &\stackrel{(v)}{=} r_t^\rho(\mu_t^{N_1}, \nu_t^{N_2}) + \max_{\phi_t^{N_1} \in \Phi_t^{N_1}} \min_{\nu_{t+1} \in \mathcal{R}_{\nu,t}^\rho(\mu_t^{N_1}, \nu_t^{N_2})} \underline{J}_{\text{cor},t+1}^{\rho*}(\mu_{\text{apprx},t+1}^{\phi_t^{N_1}}, \nu_{t+1}) + \mathcal{O}\left(\frac{1}{\sqrt{N}}\right) \\ &\stackrel{(vi)}{\leq} r_t^\rho(\mu_t, \nu_t) + \max_{\mu_{t+1} \in \mathcal{R}_{\mu,t}^\rho(\mu_t^{N_1}, \nu_t^{N_2})} \min_{\nu_{t+1} \in \mathcal{R}_{\nu,t}^\rho(\mu_t^{N_1}, \nu_t^{N_2})} \underline{J}_{\text{cor},t+1}^{\rho*}(\mu_{t+1}, \nu_{t+1}) + \mathcal{O}\left(\frac{1}{\sqrt{N}}\right) \\ &= \underline{J}_{\text{cor},t}^{\rho*}(\mu_t, \nu_t) + \mathcal{O}\left(\frac{1}{\sqrt{N}}\right). \end{aligned}$$

For inequality (i), we used the inductive hypothesis; for inequality (ii), we reduced the optimization domain of the Red team to the identical policy space; inequality (iii) is a result of the Lipschitz continuity; for inequality (iv), we use Lemma 1 and Theorem 1; equality (v) holds, since for all μ_{t+1} in the reachable set, there is an identical Red team strategy that induces it, and vice versa. Consequently, switching from optimizing with the identical Red team policies to the reachable set does not change the minimization domain; inequality(vi) is due to the fact that $\mu_{\text{apprx},t+1}^{\phi_t^{N_1}}$ is always in the reachable set by construction. \square

Remark 5. The continuity of the reward and dynamics in Assumptions 1 and 2 are necessary for translating the performance of the infinite-population coordinator game back to the finite population. A counter-example with discontinuous rewards, where the coordinator game value is significantly better than any finite-population game, is provided in Appendix A.2

7 Related Work

Mean-field games. The mean-field game model was introduced in [Huang et al., 2006, 2007; Lasry and Lions, 2007] to address the scalability issues in large population games. The salient feature of mean-field games is that *selfish* agents are weakly-coupled in their dynamics and rewards through the state distribution (mean-field) of the agents. If the population is sufficiently large, then an approximately optimal solution for these models can be obtained by solving the infinite-population limit, and the solution in this limiting case is the mean-field equilibrium (MFE). The infinite-population game is easier to solve since, when the population is asymptotically large, the action of a single agent does not affect the mean-field. In the continuous setting, the MFE is characterized by a Hamilton-Jacobi-Bellman equation (HJB) coupled with a transport equation [Lasry and Lions, 2007]. The HJB equation describes the optimality conditions for the strategy of a typical agent, and the transport equation captures the evolution of the mean-field. The existence and uniqueness of the MFE have been established in [Huang et al., 2006]. Two desirable features of the MFE are: (i) the resultant strategy is decentralized and identical across all agents, i.e., an agent selects its action only based on the local information of its own state, and no information regarding the mean-field is needed; and (ii) the complexity of the MFE solution does not depend on the number of agents. The mean-field results have been extended to discrete environments in [Cui and Koepl, 2021; Guan et al., 2022], using entropy-regularization. We refer the readers to [Laurière et al., 2022] for a detailed overview of the main results in the mean-field game literature.

The main differences between our setup and the current mean-field game literature are the following: (i) we seek team-optimal strategies, while MFG seeks Nash equilibrium strategies. In particular, we provide performance guarantees when the whole opponent team deviates, while MFG only considers single-agent deviations. (ii) The MFE assumes that all agents apply the same strategy thus the mean-field flow can be solved offline. As a result, the MFE strategy is open-loop to the mean-field. However, under the setting in this paper, different opponent team strategies can lead to different mean-field trajectories, and thus our optimal strategy requires feedback on the mean-field to respond to different strategies deployed by the opponent team.

Markov team games and information structure. Different from mean-field games, team problems focus on fully cooperative scenarios, where all agents share a common reward function. The theory of teams was first investigated in [Marschak, 1955; Radner, 1962]. From a game-theoretic perspective, this cooperative setting can also be viewed as a special case of Markov potential games [Zazo et al., 2016], with the potential function being the common reward. When all agents have access to the present and past observations along with the past actions of all other agents, such a system is equivalent to a centralized one, which enables the use of single-agent algorithms, such as value iteration or Q-learning [Bertsekas and Tsitsiklis, 1996]. However, such a centralized system suffers from scalability issues, since the joint state and action spaces grow exponentially with the number of agents. Furthermore, in many applications, decentralization is a desirable or even required trait, due to reasons such as limited communication bandwidth, privacy, etc. This work, therefore, investigates the decentralized team control problem under the information structure known as the mean-field sharing [Arabneydi and Mahajan, 2014].

Information structure is one of the most important characteristics of a multi-agent system, since it largely determines the tractability of the corresponding decentralized decision problem [Papadimitriou and Tsitsiklis, 1985; Ho, 1980]. In [Witsenhausen, 1971], information structures are classified into three classes: classical, quasi-classical, and non-classical. The characterizing feature of the classical information structure is centralization of information, i.e., all agents know the information available to all agents acting in the past. A system is called quasi-classical or partially nested if the following condition holds: If agent i can influence agent j , then agent j must know the information available to agent i . All other information structures are non-classical. In the team game literature, information structures that are commonly used include state sharing [Aicardi et al., 1987], belief sharing [Yüksel, 2009], partial-history sharing [Nayyar et al., 2013], mean-field sharing [Arabneydi and Mahajan, 2014], etc. This work, in particular, assumes a mean-field sharing structure, where each agent observes its local state and the mean-fields of both teams. As the agents do not receive information regarding the other agents' individual states, the mean-field sharing is a non-classic information structure, thus posing a challenge to attain tractable solutions.

As decentralized team problems belong to the NEXP complexity class [Bernstein et al., 2002], no efficient algorithm is available, in general. Nonetheless, it is possible to develop a dynamic programming decomposition for specific information structures. Three such generic approaches are discussed in [Mahajan et al., 2012]: namely, person-by-person approach, designer's approach, and common-information approach. While we use the common-information approach in this work, we refer the interested reader to [Mahajan et al., 2012] for the other two approaches.

Team problems in a mixed competitive-cooperative setting have also been considered. For example, [Lagoudakis and Parr, 2002] proposed a centralized learning algorithm for zero-sum Markov games in which each side is composed of multiple agents collaborating against an opponent team of agents. Later, in [Hogeboom-Burr and Yüksel, 2023], the authors studied the information structure and the existence of equilibria in games involving teams against teams.

Common-information approach. The common information-based approach was proposed in [Nayyar et al., 2013] to investigate optimal strategies in decentralized stochastic control problems with partial history-sharing information structure. In this model, each agent shares part of its information with other agents at each time step. Based on the common information available to all agents, a fictitious coordinator is designed. It is shown that the optimal control problem at the coordinator level is a centralized Partially Observable Markov Decision Process (POMDP) and can be solved using dynamic programming. The coordinator solves the POMDP problem and chooses a *prescription* for each agent that maps that agent’s local information to its actions. The common information approach was used to solve decentralized stochastic control problems including the control sharing information structure [Mahajan, 2011], mean-field teams [Arabneydi and Mahajan, 2014], and LQG systems [Mahajan and Nayyar, 2015].

Most relevant to this work, [Kartik et al., 2021] considered a general model of zero-sum stochastic game between two competing teams, where the information available to each agent can be decomposed into common and private information. Exploiting this specific information structure, an expanded game between two virtual players (fictitious coordinators) is constructed based on the sufficient statistics known as the common information belief. The authors showed that the expanded game can be solved via dynamic programming, and the upper and lower values of the expanded games provide bounds for the original game values. Although we utilize a similar common information approach as in [Kartik et al., 2021], this work focuses more on the large-population aspect of the problem, i.e., the mean-field limits of the team games along with the performance guarantees under the mean-field approximation.

In this work, we treat the mean fields of both (infinite-population) teams as common information. Instead of having a single coordinator, we introduce two fictitious coordinators, one for each team, and, consequently, formulate an equivalent zero-sum game between the two coordinators. Since we consider the equivalent coordinator game at the infinite-population limit, the two mean fields provide enough information to characterize the status of the system under the mean-field dynamics, which leads to a full-state information structure instead of a partially observable one. Although the original environment is discrete, the resultant zero-sum coordinator game has continuous state and action spaces⁷. Under certain assumptions, we show that the optimal max-min and min-max value functions are Lipschitz continuous with respect to the mean-fields. This justifies the solution of the continuous game via a discretization scheme.

Mean-field teams. The single-team problem under with mean-field-type coupling has been considered in [Arabneydi and Mahajan, 2014], where all agents receive the same team reward and thus the problem is collaborative. It transforms the team problem into a hierarchical control structure, where a fictitious coordinator broadcasts a local policy based on the distribution of agents, and the individual agents then act according to this policy. The work [Arabneydi and Mahajan, 2014] directly assumes that all agents within the team apply the same strategy and the optimality for the finite-population game is *only* guaranteed in the LQG setting [Mahajan and Nayyar, 2015]. Our work extends this formulation to the two-team zero-sum setting and justifies the identical team strategy assumptions on the opponent team.

The concurrent work [Sanjari et al., 2023] studies a similar team against team problem but in a continuous state and action setting. Through modeling the randomized policies as Borel probability measures, the authors showed that under suitable topology induced by certain information structure, a Nash equilibrium exists for the team game, and it is exchangeable for the finite population and symmetric (identical) for the infinite population. It is also shown that common randomness is not necessary for an approximate Nash equilibrium for large population games. Our work differs in the following aspects: (i) The concurrent work [Sanjari et al., 2023] relies on the convexity of the team best-response correspondence and the Kakutani fixed point theorem to establish the existence of a Nash equilibrium. However, due to discrete nature of our formulation, the convexity no longer holds, and thus a Nash equilibrium may not exist as shown in Numerical Example 1. Consequently, we developed a novel reachability-based analysis to study the single-sided optimality based on the lower and upper game values; (ii) the mean-field sharing information structure allows an easy transformation of the team against team problem into a zero-sum continuous game between two coordinators, which can be solved via dynamic programming. (iii) The work in [Sanjari et al., 2023] only provides asymptotic performance guarantees when the population size approaches infinity. The proposed reachability-based approach and the additional Lipschitz assumptions allow us to provide the convergence rate of the finite-population team performance to its infinite-population limit.

⁷The joint state of the coordinator game is the mean-fields of the two teams, which are distributions over state space and are continuous objects. The actions used by the coordinators are the local policies, which are distributions over the action spaces and are also continuous.

8 Numerical Example

In this section, we provide two numerical examples. The first one illustrates a scenario where the lower and upper coordinator game values are different. The second one verifies the performance guarantees in the finite-population game. For both examples, the states spaces for the Blue and Red team are $\mathcal{X} = \{x^1, x^2\}$ and $\mathcal{Y} = \{y^1, y^2\}$, and the action spaces are $\mathcal{U} = \{u^1, u^2\}$ and $\mathcal{V} = \{v^1, v^2\}$. The two-state state spaces allow the *joint* mean-fields (μ_t, ν_t) to be fully characterized solely by $\mu_t(x^1)$ and $\nu_t(y^1)$.

The code that implements the two examples can be found at <https://github.com/scottyueguan/MFTG>.

8.1 Numerical Example 1

We consider a following two-stage example with a population ratio $\rho = 0.6$. The *time-invariant* transition kernel for the Blue agents is defined as follows:

$$\begin{aligned} f^\rho(x^1|x^1, u^1, \mu, \nu) &= 0.5(1 + (\rho\mu(x^1) - (1-\rho)\nu(y^1))), & f^\rho(x^2|x^1, u^1, \mu, \nu) &= 0.5(1 - (\rho\mu(x^1) - (1-\rho)\nu(y^1))), \\ f^\rho(x^1|x^1, u^2, \mu, \nu) &= 0.5(1 + 0.3(\rho\mu(x^1) - (1-\rho)\nu(y^1))), & f^\rho(x^2|x^1, u^2, \mu, \nu) &= 0.5(1 - 0.3(\rho\mu(x^1) - (1-\rho)\nu(y^1))), \\ f^\rho(x^1|x^2, u^3, \mu, \nu) &= 0.5(1 + (\rho\mu(x^1) - (1-\rho)\nu(y^1))), & f^\rho(x^2|x^2, u^3, \mu, \nu) &= 0.5(1 - (\rho\mu(x^1) - (1-\rho)\nu(y^1))), \\ f^\rho(x^1|x^2, u^4, \mu, \nu) &= 0.5(1 + 0.3(\rho\mu(x^1) - (1-\rho)\nu(y^1))), & f^\rho(x^2|x^2, u^4, \mu, \nu) &= 0.5(1 - 0.3(\rho\mu(x^1) - (1-\rho)\nu(y^1))). \end{aligned}$$

The time-invariant Red transition kernel is similarly defined as

$$\begin{aligned} g^\rho(y^1|y^1, v^1, \mu, \nu) &= 0.5(1 + ((1-\rho)\nu(y^1) - \rho\mu(x^1))), & g^\rho(y^2|y^1, v^1, \mu, \nu) &= 0.5(1 - ((1-\rho)\nu(y^1) - \rho\mu(x^1))), \\ g^\rho(y^1|y^1, v^2, \mu, \nu) &= 0.5(1 + 0.3((1-\rho)\nu(y^1) - \rho\mu(x^1))), & g^\rho(y^2|y^1, v^2, \mu, \nu) &= 0.5(1 - 0.3((1-\rho)\nu(y^1) - \rho\mu(x^1))), \\ g^\rho(y^1|y^2, v^1, \mu, \nu) &= 0.5(1 + ((1-\rho)\nu(y^2) - \rho\mu(x^2))), & g^\rho(y^2|y^2, v^1, \mu, \nu) &= 0.5(1 - ((1-\rho)\nu(y^2) - \rho\mu(x^2))), \\ g^\rho(y^1|y^2, v^2, \mu, \nu) &= 0.5(1 - 0.3((1-\rho)\nu(y^2) - \rho\mu(x^2))), & g^\rho(y^2|y^2, v^2, \mu, \nu) &= 0.5(1 + 0.3((1-\rho)\nu(y^2) - \rho\mu(x^2))). \end{aligned}$$

For simplicity, we only consider non-zero reward at the terminal time step $t = 2$. Specifically,

$$\begin{aligned} r_0^\rho(\mu, \nu) &= r_1^\rho(\mu, \nu) = 0 \quad \forall \mu \in \mathcal{P}(\mathcal{X}), \nu \in \mathcal{P}(\mathcal{Y}), \\ r_2^\rho(\mu, \nu) &= \mu(x^2). \end{aligned}$$

In other words, the objective for the Blue team is to maximize its population fraction on state x^2 at $t = 2$. While the Red distribution does not play a role in the reward structure, the Red agents need to strategically distribute themselves to influence the Blue agent's transitions in order to minimize the terminal reward.

The game values for the coordinator game are computed through discretization, where we uniformly mesh the two-dimensional simplices $\mathcal{P}(\mathcal{X})$ and $\mathcal{P}(\mathcal{Y})$ into 500 bins⁸. The numerically solved values are presented in Figure 3. Since the value function $J_{\text{cor},1}^{\rho*}$ at $t = 1$ is not convex-concave, the best-response correspondence in the coordinator game is not convex-valued. Consequently, a Nash equilibrium does not exist in this example and the upper and lower game values differ at $t = 0$ as shown in Figure 3(a). Specifically, at $\mu_0^\rho = [0.96, 0.04]$ and $\nu_0^\rho = [0.04, 0.96]$, we have the lower value $\underline{J}_{\text{cor},0}^{\rho*} = 0.5298$ and the upper value $\bar{J}_{\text{cor},0}^{\rho*} = 0.5384$, which are visualized as the green and yellow points respectively. The reachable sets from μ_0^ρ and ν_0^ρ are plotted in Figure 3 and also visualized as the box in Figure 3(b), which serves as the optimization domains to compute $\bar{J}_{\text{cor},0}^{\rho*}(\mu_0^\rho, \nu_0^\rho)$ and $\underline{J}_{\text{cor},0}^{\rho*}(\mu_0^\rho, \nu_0^\rho)$. Figure 3(c) presents a zoom-in for the local optimization and the marginalized functions with respect to μ and ν . The max-min value (green point) and min-max value (yellow point) follow directly from the marginalized functions.

The following figure presents the max-min and min-max trajectory of the coordinator game.

Note that the max-min solution corresponds to the highest worst case performance for the Blue coordinator, where the Blue coordinator announces its first move from $[0.96, 0.04]$ to $[0.4172, 0.5828]$ and then the Red coordinator exploits the announced move. If instead, the Red coordinator announces its first move toward $[0.3160, 0.6840]$ in the max-min trajectory, the Blue coordinator can exploit that move by achieving $[0.776, 0.224]$ at $t = 1$ and ultimately receive a higher reward of 0.5442.

8.2 Numerical Example 2

It is generally challenging to verify the suboptimality bound in Theorem 4, since computing the true optimal performance of a finite-population team game is intractable. However, for the following simple example, we can construct the optimal team strategies even for large but still finite-population teams.

⁸One can easily provide an error bound on the difference between the discretized value and the true optimal value using the Lipschitz constants. See [Guan et al., 2023] for an example.

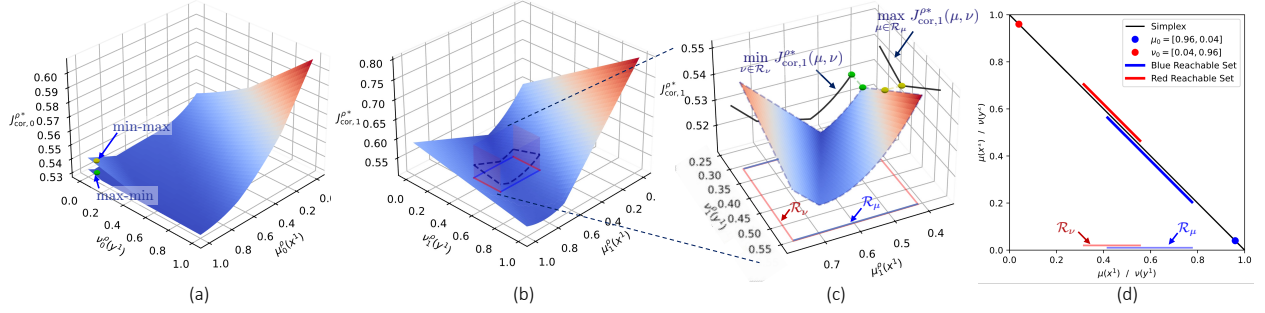


Figure 3: Subplots (a)-(c) present the game value computed via discretization. The x- and y-axes correspond to $\mu_t^\rho(x^1)$ and $\nu_t^\rho(y^1)$, respectively. Subplot (d) illustrates the reachable sets starting from $\mu_0 = [0.96, 0.04]$ and $\nu_0 = [0.04, 0.96]$.

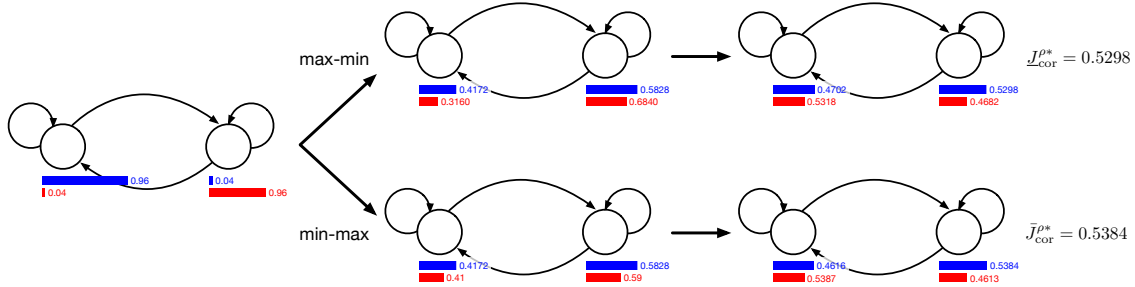


Figure 4: Max-min and min-max trajectory of the coordinator game.

Consider a ZS-MFTG instance with a terminal time at $t = 2$ and population ratio $\rho = 0.375$. The Blue transition kernels are time-invariant and are defined as

$$\begin{aligned}
 f_t^\rho(x^1|x^1, u^1, \mu, \nu) &= 1.0, & f_t^\rho(x^2|x^1, u^1, \mu, \nu) &= 0.0, & \forall \mu \in \mathcal{P}(\mathcal{X}), \nu \in \mathcal{P}(\mathcal{Y}), t \in \{0, 1\}, \\
 f_t^\rho(x^1|x^1, u^2, \mu, \nu) &= 0.0, & f_t^\rho(x^2|x^1, u^2, \mu, \nu) &= 1.0, & \forall \mu \in \mathcal{P}(\mathcal{X}), \nu \in \mathcal{P}(\mathcal{Y}), t \in \{0, 1\}, \\
 f_t^\rho(x^1|x^2, u^1, \mu, \nu) &= 0.0, & f_t^\rho(x^2|x^2, u^1, \mu, \nu) &= 1.0, & \forall \mu \in \mathcal{P}(\mathcal{X}), \nu \in \mathcal{P}(\mathcal{Y}), t \in \{0, 1\}, \\
 f_t^\rho(x^1|x^2, u^2, \mu, \nu) &= 1.0, & f_t^\rho(x^2|x^2, u^2, \mu, \nu) &= 0.0, & \forall \mu \in \mathcal{P}(\mathcal{X}), \nu \in \mathcal{P}(\mathcal{Y}), t \in \{0, 1\}.
 \end{aligned} \tag{66}$$

In words, the transitions of a Blue agent are deterministic and independent from the mean-fields. Action u^1 instructs a Blue agent to remain at its current state, while action u^2 directs it to transition to the other state. One can verify that the above Blue transition kernel ensures that the Blue reachable set covers the whole simplex regardless of the initial team distributions, i.e., $\mathcal{R}_{\mu,t}(\mu, \nu) = \mathcal{P}(\mathcal{X})$ for all $\mu \in \mathcal{P}(\mathcal{X}), \nu \in \mathcal{P}(\mathcal{Y})$ and $t \in \{1, 2\}$.

The Red transition kernels are time dependent and are defined as

$$g_0^\rho(y^1|y^1, v, \mu, \nu) = 1.0, \quad g_0^\rho(y^2|y^1, v, \mu, \nu) = 0.0, \quad \forall v \in \mathcal{V}, \mu \in \mathcal{P}(\mathcal{X}), \nu \in \mathcal{P}(\mathcal{Y}), \tag{67}$$

$$g_0^\rho(y^1|y^2, v, \mu, \nu) = 0.0, \quad g_0^\rho(y^2|y^2, v, \mu, \nu) = 1.0, \quad \forall v \in \mathcal{V}, \mu \in \mathcal{P}(\mathcal{X}), \nu \in \mathcal{P}(\mathcal{Y}), \tag{68}$$

$$g_1^\rho(y^1|y^1, v, \mu, \nu) = 1.0, \quad g_1^\rho(y^2|y^1, v, \mu, \nu) = 0.0, \quad \forall v \in \mathcal{V}, \mu \in \mathcal{P}(\mathcal{X}), \nu \in \mathcal{P}(\mathcal{Y}), \tag{69}$$

$$g_1^\rho(y^1|y^2, v^1, \mu, \nu) = 0.0, \quad g_1^\rho(y^2|y^2, v^1, \mu, \nu) = 1.0, \quad \forall \mu \in \mathcal{P}(\mathcal{X}), \nu \in \mathcal{P}(\mathcal{Y}), \tag{70}$$

and the transitions from state y^2 using action v^2 at $t = 1$ are given by

$$\begin{aligned}
 g_1^\rho(y^2|y^2, v^2, \mu, \nu) &= 1 - \min \left\{ 5 \left((\mu(x^1) - \frac{1}{\sqrt{2}})^2 + (\mu(x^2) - (1 - \frac{1}{\sqrt{2}}))^2 \right), 1 \right\}, & \forall \nu \in \mathcal{P}(\mathcal{Y}), \\
 g_1^\rho(y^2|y^2, v^2, \mu, \nu) &= \min \left\{ 5 \left((\mu(x^1) - \frac{1}{\sqrt{2}})^2 + (\mu(x^2) - (1 - \frac{1}{\sqrt{2}}))^2 \right), 1 \right\}, & \forall \nu \in \mathcal{P}(\mathcal{Y}).
 \end{aligned} \tag{71}$$

The Red transitions in (67) and (68) implies that all Red agents are frozen and can not change their states with any action at $t = 0$. Similarly, all Red agents on state y^1 are frozen at $t = 1$ as depicted in (69). The Red agents at state y^2 at $t = 1$ can choose to either deterministically stay at state y^2 using action v^1 as in (70) or try to move toward state y^1

using action v^2 . As in (71), the probability of transitioning from y^2 to y^1 is controlled by the Blue team's distribution μ at $t = 1$. If the Blue team can perfectly match the target distribution $[1/\sqrt{2}, 1 - 1/\sqrt{2}]$, then no Red agent can transition from y^2 to y^1 . Otherwise, the more the Blue team deviates from the target distribution, the more likely a Red agent can transition from y^2 to y^1 .

The reward function is set as

$$\begin{aligned} r_0^\rho(\mu, \nu) &= r_1^\rho(\mu, \nu) = 0 \quad \forall \mu \in \mathcal{P}(\mathcal{X}), \nu \in \mathcal{P}(\mathcal{Y}), \\ r_2^\rho(\mu, \nu) &= -\nu(y^1) \end{aligned}$$

which incentivizes the (minimizing) Red team to maximize its distribution on y^1 at the terminal time $t = 2$, and hence, the Blue team has the incentive to achieve the target distribution and block Red agents' transition from y^2 to y^1 .

Since all Red agents are frozen at $t = 0$ and the Red sub-population at state y^2 is again frozen at $t = 1$, only the actions of Red agents at state y^1 at $t = 1$ have an impact on the game outcome. Regardless of the Blue team's distribution, all Red agents at y^2 should use action v^2 at $t = 1$ and try to transition to state y^1 for the sake of maximizing the team's presence at y^1 . This is the (dominant) optimal strategy against all Blue team strategies in both finite and infinite-population scenarios. Specifically,

$$\psi_{j,1}^{N_2^*}(v^2|y^2, \mu, \nu) = \psi_1^{\rho^*}(v^2|y^2, \mu, \nu) = 1.0, \quad \forall \mu \in \mathcal{P}(\mathcal{X}), \nu \in \mathcal{P}(\mathcal{Y}), j \in [N_2]. \quad (72)$$

On the other hand, the Blue team should try to match the target distribution $[1/\sqrt{2}, 1 - 1/\sqrt{2}]$ to minimize the portion of Red agents transitioning from y^2 to y^1 at $t = 1$. Since the Blue reachable set at $t = 0$ covers the whole simplex, the target distribution can always be achieved at $t = 1$ starting from any initial Blue team distribution in the *infinite-population* case. One Blue coordination strategy that achieves the given target distribution is

$$\alpha_0(\mu, \nu) = \begin{cases} \pi_0^1, & \text{if } \mu_0(x^1) < \frac{1}{\sqrt{2}}, \\ \pi_0^2, & \text{if } \mu_0(x^1) \geq \frac{1}{\sqrt{2}}, \end{cases} \quad (73)$$

where,

$$\begin{aligned} \pi_0^1(u^1|x^1) &= 1, & \pi_0^1(u^2|x^1) &= 0, \\ \pi_0^1(u^1|x^2) &= \frac{1 - 1/\sqrt{2}}{\mu_0(x^2)}, & \pi_0^1(u^2|x^2) &= \frac{1/\sqrt{2} - \mu_0(x^1)}{\mu_0(x^2)}, \\ \pi_0^2(u^1|x^1) &= \frac{1/\sqrt{2}}{\mu_0(x^1)}, & \pi_0^2(u^2|x^1) &= \frac{1 - 1/\sqrt{2} - \mu_0(x^2)}{\mu_0(x^1)}, \\ \pi_0^2(u^1|x^2) &= 1, & \pi_0^2(u^2|x^2) &= 0. \end{aligned}$$

The following figure presents the coordinator game value, which is solved via discretization. In this example, the upper and lower game coincides, and thus the game value exists. The black line in the middle figure marks the game value with $\mu_1^\rho(x^1) = 1/\sqrt{2}$, when the Blue team perfectly achieves the target distribution. The values on the black line dominate and give the highest performance the Blue team can achieve given any $\nu_1^\rho(y^1)$, which aligns with the expectation that the Blue team should match the target distribution.

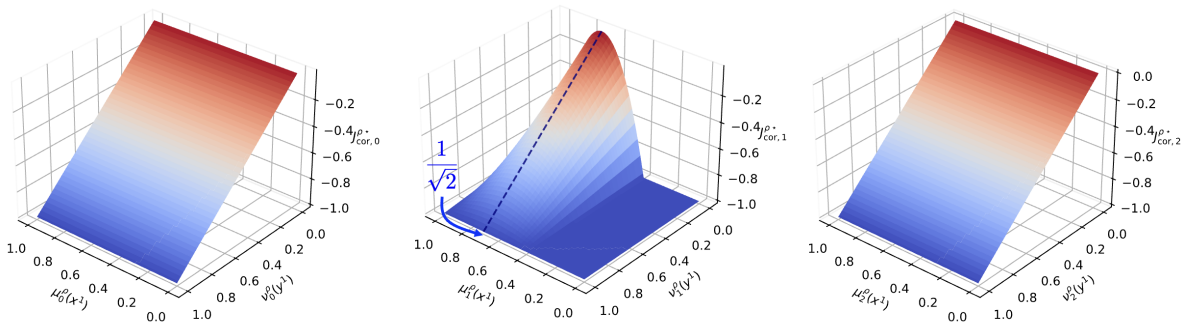


Figure 5: The values of the coordinator game at time $t = 0, 1$ and 2 . The blue line in the middle figure marks the value at $\mu_1^\rho(x^1) = 1/\sqrt{2}$, when the Blue team perfectly achieves the target distribution.

In the infinite-population coordinator game, the Blue team can always achieve the target distribution regardless of its initial distribution and thus completely block the migration of Red agents from y^2 to y^1 . Consequently, only the Red agents that are initialized directly at y^1 can be counted toward the reward if the Blue team plays rationally, and thus the game value is simply given by $J_0^{\rho*}(\mu_0, \nu_0) = -\nu_0^{\rho}(y^1)$, which matches the game value plotted in Figure 5.

However, in the finite-population case, the Blue team cannot match the given *irrational* target distribution. Furthermore, if the finite-population Blue team applies the identical team policy induced by the coordination strategy in (73) at $t = 0$, the Blue empirical distribution at $t = 1$ is a random variable due to the stochasticity in the mixed policy. To deterministically achieve a distribution that is closest to the target distribution, the Blue team has the incentive to deviate from the identical mixed team policy and apply a *non-identical* but deterministic policy.

For example, consider a Blue team with three Blue agents ($N_1 = 3$) all starting on x^1 , i.e., $\mu_0^3 = [1, 0]$. Consequently, the Red team consists of five agents ($N_2 = 5$) so that $\rho = 3/8 = 0.375$. The Blue coordination strategy prescribes that all these three Blue agents pick u^1 with probability $1/\sqrt{2}$ and u^2 with probability $(1 - 1/\sqrt{2})$ in order to match the target distribution *in expectation*. Such action selection leads to the following four possible outcomes of the Blue empirical distributions at $t = 1$: $\mathbb{P}(\mu_1^3 = [1, 0]) = 0.354$, $\mathbb{P}(\mu_1^3 = [2/3, 1/3]) = 0.439$, $\mathbb{P}(\mu_1^3 = [1/3, 2/3]) = 0.182$, and $\mathbb{P}(\mu_1^3 = [0, 1]) = 0.025$. In expectation, these empirical distributions lead to a transition probability of 0.518 for a Red agent to move from y^2 to y^1 at $t = 1$ (see (71)). Next, consider the non-identical but deterministic Blue team strategy, such that the Blue agents 1 and 2 apply action u^1 and Blue agent 3 applies u^2 . Specifically, consider a Blue team policy $\phi_0^3 \in \Phi_0^3$ such that

$$\begin{aligned}\phi_{1,0}^3(u^1|x^1, [1, 0], \nu) &= 1.0, \quad \forall \nu \in \mathcal{P}(\mathcal{Y}), \\ \phi_{2,0}^3(u^1|x^1, [1, 0], \nu) &= 1.0, \quad \forall \nu \in \mathcal{P}(\mathcal{Y}), \\ \phi_{3,0}^3(u^2|x^1, [1, 0], \nu) &= 1.0, \quad \forall \nu \in \mathcal{P}(\mathcal{Y}),\end{aligned}$$

The above non-identical Blue team policy deterministically leads to the empirical distribution $\mu_1^3 = [2/3, 1/3]$ at $t = 1$, and the resultant Red transition probability from y^2 to y^1 is 0.016. Clearly, the non-identical Blue team policy significantly outperforms the identical mixed team policy in this *three-agent* case.

Figure 6 presents the difference in values in the finite-population scenario with initial distributions $\mu_0 = [1, 0]$ and $\nu_0 = [0.4, 0.6]$. The red line in Figure 6 plots the difference between the finite-population optimal value and the worst-

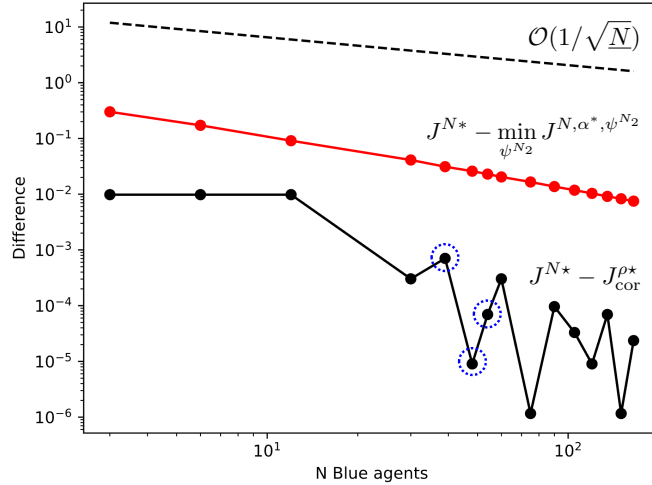


Figure 6: Difference between game values with initial distributions $\mu_0 = [1, 0]$ and $\nu_0 = [0.6, 0.4]$.

case performance induced by the optimal Blue coordination strategy (identical across all Blue agents). It verifies the theoretical claim in Theorem 4. Specifically, the optimal value for the finite-population game is computed based on the following:

- At $t = 0$, the Blue team uses a non-identical deterministic team strategy and deterministically achieves the optimal empirical distribution $\mu_1^{N_1}$, which minimize the two-norm distance to the target distribution. Such optimal Red empirical distribution is constructed as $[\frac{n}{N_1}, \frac{N_1-n}{N_1}]$ where $n = \operatorname{argmin}_{0 \leq n \leq N_1} (\frac{n}{N_1} - \frac{1}{\sqrt{2}})^2$.

- At $t = 1$, all Red agents apply v^2 , and the distribution of the next Red empirical distributions $\nu_2^{N_2}$ can be computed based on the optimal $\mu_1^{N_1}$ achieved at $t = 1$.
- The expected game value is then computed based on the distribution of the Red empirical distribution $\nu_2^{N_2}$.

The black line shows the difference between the finite-population optimal value and the value of the coordinator game, which is the subject studied in Lemma 6. The optimal coordinator game value is 0.4 with the given initial distribution. The trend is not monotonically decreasing. For example, the three points marked blue corresponds to 39, 48 and 54 Blue agents, and the best Blue empirical distribution these agents can achieve to minimize the difference from the target distribution are $\mu_1^{39} = [0.7179, 0.2821]$, $\mu_1^{48} = [0.7083, 0.2917]$ and $\mu_1^{54} = [0.7037, 0.2963]$. The corresponding two-norm from the target distributions are 0.0153, 0.0017, and 0.0048, respectively. As a result, the difference between the finite-population value and the coordinator game value also oscillates. However, the trend is still bounded by the $\mathcal{O}(1/\sqrt{N})$ rate ($N = N_1$ in this example).

9 Conclusion

In this work, we formulated large-population zero-sum team games under the mean-field sharing information structure. We first approximated the large-population game with its infinite-population limit. Leveraging the common information approach, we transformed the infinite-population game into an equivalent zero-sum game between two fictitious coordinators. We should that even though the optimal strategies are solved assuming that both teams follow the same fictitious-coordinator method and apply identical team strategies, the strategies constructed are still ϵ -optimal for the original finite-population game with the general class of non-identical team strategies. The derived performance guarantees are verified through numerical examples. Future work will investigate the LQG setup of this problem and deploy machine learning techniques to solve more complex zero-sum mean-field team problems. It would also be interesting to generalize the results to infinite horizon discounted problems, the general-sum case, and heterogeneous subteams.

Acknowledgments:

The authors acknowledge fruitful discussions with A. Pakniyat.

Appendix A Special Cases and Examples

A.1 Pairwise State-Coupled Mean-Field Team Games

In Section 2, we introduced the pairwise state-coupled dynamics and the averaged state-dependent reward as a special case for the proposed mean-field team game. Specifically, the pairwise state-coupled transition kernels are defined as follows

$$\begin{aligned} f_t(x_{i,t+1}^{N_1} | x_{i,t}^{N_1}, u_{i,t}^{N_1}, \mathbf{x}_{-i,t}^{N_1}, \mathbf{y}_t^{N_2}) &= \frac{\sum_{k=1}^{N_1} f_{1,t}(x_{i,t+1}^{N_1} | x_{i,t}^{N_1}, u_{i,t}^{N_1}, x_{k,t}^{N_1})}{N} + \frac{\sum_{k=1}^{N_2} f_{2,t}(x_{i,t+1}^{N_1} | x_{i,t}^{N_1}, u_{i,t}^{N_1}, y_{k,t}^{N_2})}{N} \\ g_t(y_{j,t+1}^{N_2} | y_{j,t}^{N_2}, v_{j,t}^{N_2}, \mathbf{x}_t^{N_1}, \mathbf{y}_{-j,t}^{N_2}) &= \frac{\sum_{k=1}^{N_1} g_{1,t}(y_{j,t+1}^{N_2} | y_{j,t}^{N_2}, v_{j,t}^{N_2}, x_{k,t}^{N_1})}{N} + \frac{\sum_{k=1}^{N_2} g_{2,t}(y_{j,t+1}^{N_2} | y_{j,t}^{N_2}, v_{j,t}^{N_2}, y_{k,t}^{N_2})}{N}. \end{aligned} \quad (8)$$

Through some algebraic manipulations, the Blue transition kernel can be re-written in the weakly-coupled form in (4):

$$\begin{aligned} &f_t(x_{i,t+1}^{N_1} | x_{i,t}^{N_1}, u_{i,t}^{N_1}, \mathbf{x}_{-i,t}^{N_1}, \mathbf{y}_t^{N_2}) \\ &= \frac{N_1}{N} \frac{\sum_{k=1}^{N_1} f_{1,t}(x_{i,t+1}^{N_1} | x_{i,t}^{N_1}, u_{i,t}^{N_1}, x_{k,t}^{N_1})}{N_1} + \frac{N_2}{N} \frac{\sum_{k=1}^{N_2} f_{2,t}(x_{i,t+1}^{N_1} | x_{i,t}^{N_1}, u_{i,t}^{N_1}, y_{k,t}^{N_2})}{N_2} \\ &= \rho \frac{\sum_{k=1}^{N_1} \sum_{x \in \mathcal{X}} \mathbb{1}_x(x_{k,t}^{N_1}) f_{1,t}(x_{i,t+1}^{N_1} | x_{i,t}^{N_1}, u_{i,t}^{N_1}, x_{k,t}^{N_1})}{N_1} + (1 - \rho) \frac{\sum_{k=1}^{N_2} \sum_{y \in \mathcal{Y}} \mathbb{1}_y(y_{k,t}^{N_2}) f_{2,t}(x_{i,t+1}^{N_1} | x_{i,t}^{N_1}, u_{i,t}^{N_1}, y_{k,t}^{N_2})}{N_2} \\ &= \rho \frac{\sum_{x \in \mathcal{X}} \sum_{k=1}^{N_1} \mathbb{1}_x(x_{k,t}^{N_1}) f_{1,t}(x_{i,t+1}^{N_1} | x_{i,t}^{N_1}, u_{i,t}^{N_1}, x)}{N_1} + (1 - \rho) \frac{\sum_{y \in \mathcal{Y}} \sum_{k=1}^{N_2} \mathbb{1}_y(y_{k,t}^{N_2}) f_{2,t}(x_{i,t+1}^{N_1} | x_{i,t}^{N_1}, u_{i,t}^{N_1}, y)}{N_2} \\ &= \rho \sum_{x \in \mathcal{X}} \mu_t^{N_1}(x) f_{1,t}(x_{i,t+1}^{N_1} | x_{i,t}^{N_1}, u_{i,t}^{N_1}, x) + (1 - \rho) \sum_{y \in \mathcal{Y}} \nu_t^{N_2}(y) f_{2,t}(x_{i,t+1}^{N_1} | x_{i,t}^{N_1}, u_{i,t}^{N_1}, y) \\ &\triangleq f_t^\rho(x_{i,t+1}^{N_1} | x_{i,t}^{N_1}, u_{i,t}^{N_1}, \mu_t^{N_1}, \nu_t^{N_2}). \end{aligned}$$

The Red transition kernel can be similarly transformed into a weakly-coupled form.

The averaged state-dependent reward is defined as

$$r_t(\mathbf{x}_t^{N_1}, \mathbf{y}_t^{N_2}) = \frac{1}{N} \sum_{k=1}^{N_1} r_{1,t}(x_{k,t}^{N_1}) - \frac{1}{N} \sum_{k=1}^{N_2} r_{2,t}(y_{k,t}^{N_2}). \quad (9)$$

One can also transform the above reward structure to a weakly-coupled form as in (6)

$$\begin{aligned} r_t(\mathbf{x}_t^{N_1}, \mathbf{y}_t^{N_2}) &= \frac{N_1}{N} \frac{\sum_{k=1}^{N_1} r_{1,t}(x_{k,t}^{N_1})}{N_1} + \frac{N_2}{N} \frac{\sum_{k=1}^{N_2} r_{2,t}(y_{k,t}^{N_2})}{N_2} \\ &= \frac{N_1}{N} \frac{\sum_{k=1}^{N_1} \sum_{x \in \mathcal{X}} \mathbb{1}_x(x_{k,t}^{N_1}) r_{1,t}(x_{k,t}^{N_1})}{N_1} + \frac{N_2}{N} \frac{\sum_{k=1}^{N_2} \sum_{y \in \mathcal{Y}} \mathbb{1}_y(y_{k,t}^{N_2}) r_{2,t}(y_{k,t}^{N_2})}{N_2} \\ &= \rho \sum_{x \in \mathcal{X}} \mu_t^{N_1}(x) r_{1,t}(x) - (1 - \rho) \sum_{y \in \mathcal{Y}} \nu_t^{N_2}(y) r_{2,t}(y) \\ &\triangleq r_t^\rho(\mu_t^{N_1}, \nu_t^{N_2}). \end{aligned}$$

Proposition 1. *The transition kernels in (8) satisfy*

$$\begin{aligned} \sum_{x' \in \mathcal{X}} |f_t^\rho(x' | x, u, \mu, \nu) - f_t^\rho(x' | x, u, \mu', \nu')| &\leq 2 \left(d_{\text{TV}}(\mu, \mu') + d_{\text{TV}}(\nu, \nu') \right) \quad \forall x \in \mathcal{X}, u \in \mathcal{U}, \\ \sum_{y' \in \mathcal{Y}} |g_t^\rho(y' | y, v, \mu, \nu) - g_t^\rho(y' | y, v, \mu', \nu')| &\leq 2 \left(d_{\text{TV}}(\mu, \mu') + d_{\text{TV}}(\nu, \nu') \right) \quad \forall y \in \mathcal{Y}, v \in \mathcal{V}. \end{aligned}$$

Proof. Due to symmetry, we only show the result for the Blue transition kernel. From the definition, we have, for all $x \in \mathcal{X}$ and $u \in \mathcal{U}$, that

$$\sum_{x' \in \mathcal{X}} |f_t^\rho(x' | x, u, \mu, \nu) - f_t^\rho(x' | x, u, \mu', \nu')| = \sum_{x' \in \mathcal{X}} \left| \rho \sum_{z \in \mathcal{X}} \mu(z) f_{1,t}(x' | x, u, z) + (1 - \rho) \sum_{y \in \mathcal{Y}} \nu(y) f_{2,t}(x' | x, u, y) \right|$$

$$\begin{aligned}
& -\rho \sum_{z \in \mathcal{X}} \mu(z) f_{1,t}(x'|x, u, z) - (1-\rho) \sum_{y \in \mathcal{Y}} \nu(y) f_{2,t}(x'|x, u, y) \Big| \\
& \leq \rho \sum_{x' \in \mathcal{X}} \sum_{z \in \mathcal{X}} f_{1,t}(x'|x, u, z) |\mu(z) - \mu'(z)| + (1-\rho) \sum_{x' \in \mathcal{X}} \sum_{y \in \mathcal{Y}} f_{2,t}(x'|x, u, y) |\nu(y) - \nu'(y)| \\
& = \rho \sum_{z \in \mathcal{X}} |\mu(z) - \mu'(z)| + (1-\rho) \sum_{y \in \mathcal{Y}} |\nu(y) - \nu'(y)| = 2\rho \, d_{\text{TV}}(\mu, \mu') + 2(1-\rho) \, d_{\text{TV}}(\nu, \nu') \\
& \leq 2 \left(d_{\text{TV}}(\mu, \mu') + d_{\text{TV}}(\nu, \nu') \right).
\end{aligned}$$

□

Proposition 2. For all $\mu, \mu' \in \mathcal{P}(\mathcal{X})$, $\nu, \nu' \in \mathcal{P}(\mathcal{Y})$ and $t \in [T]$, the reward structure in (9) satisfies

$$|r_t^\rho(\mu, \nu) - r_t^\rho(\mu', \nu')| \leq (2 \max\{r_{1,\max}, r_{2,\max}\}) (d_{\text{TV}}(\mu, \mu') + d_{\text{TV}}(\nu, \nu')),$$

where $r_{1,\max} = \max_{x,t} |r_{1,t}(x)|$ and $r_{2,\max} = \max_{y,t} |r_{2,t}(y)|$.

Proof. Note that

$$\begin{aligned}
|r_t^\rho(\mu, \nu) - r_t^\rho(\mu', \nu')| &= \left| \sum_x r_{1,t}(x)(\mu(x) - \mu'(x)) - \sum_y r_{2,t}(y)(\nu(y) - \nu'(y)) \right| \\
&\leq \left| \sum_x r_{1,t}(x)(\mu(x) - \mu'(x)) \right| + \left| \sum_y r_{2,t}(y)(\nu(y) - \nu'(y)) \right| \\
&\leq \sum_x |r_{1,t}(x)| |\mu(x) - \mu'(x)| + \sum_y |r_{2,t}(y)| |\nu(y) - \nu'(y)| \\
&\leq r_{1,\max} \sum_x |\mu(x) - \mu'(x)| + r_{2,\max} \sum_y |\nu(y) - \nu'(y)| \\
&\leq \max\{r_{1,\max}, r_{2,\max}\} (2d_{\text{TV}}(\mu, \mu') + 2d_{\text{TV}}(\nu, \nu')).
\end{aligned}$$

□

A.2 Discontinuous Reward Example

Through this example, we demonstrate the necessity of Assumption 2, i.e., the reward function needs to be continuous with respect to the mean-fields as in (7). Consider a MFTG with terminal time $T = 1$ over the following deterministic system.

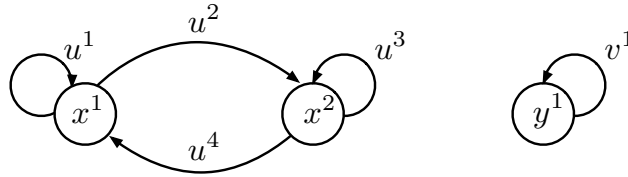


Figure 7: A deterministic system with two Blue states (left) and one Red state (right).

The Blue agent's transition kernel are given by

$$\begin{aligned}
f_0^\rho(x^1|x^1, u^1, \mu, \nu) &= 1, & f_0^\rho(x^2|x^1, u^1, \mu, \nu) &= 0, \\
f_0^\rho(x^1|x^1, u^2, \mu, \nu) &= 0, & f_0^\rho(x^2|x^1, u^1, \mu, \nu) &= 1, \\
f_0^\rho(x^1|x^2, u^3, \mu, \nu) &= 0, & f_0^\rho(x^2|x^2, u^3, \mu, \nu) &= 1, \\
f_0^\rho(x^1|x^2, u^4, \mu, \nu) &= 1, & f_0^\rho(x^2|x^2, u^4, \mu, \nu) &= 0,
\end{aligned}$$

which holds for all distributions $\mu \in \mathcal{P}(\mathcal{X})$ and $\nu \in \mathcal{P}(\mathcal{Y})$.

The Red agent's transition kernel is given by

$$g_0^\rho(y^1|y^1, v^1, \mu, \nu) = 1, \quad \forall \mu \in \mathcal{P}(\mathcal{X}), \nu \in \mathcal{P}(\mathcal{Y}).$$

Given $\mu \in \mathcal{P}(\mathcal{X})$ and $\nu \in \mathcal{P}(\mathcal{Y})$, the *discontinuous* reward is given by

$$\begin{aligned} r_0^\rho(\mu, \nu) &= 0, \\ r_1^\rho(\mu, \nu) &= \mathbb{1}\left(\mu = (1/\sqrt{3}, 1 - 1/\sqrt{3})\right). \end{aligned}$$

As the dynamics are decoupled and the reward does not depend on the Red distribution, the game is essentially a single-team problem. We choose this degenerate example for its simplicity. Since the reward at time $t = 0$ is always zero, the objective of the Blue team is to achieve the desired distribution $(1/\sqrt{3}, 1 - 1/\sqrt{3})$ at time $t = 1$ to receive one unit of reward. Since $t = 0$ is the only time step that the Blue agents select action, a Blue coordination strategy only consists of a Blue coordination policy at time $t = 0$. In this case, an optimal Blue coordination strategy can be

$$\alpha_0^*(\mu, \nu) = \begin{cases} \pi_0^1, & \text{if } \mu_0(x^1) < \frac{1}{\sqrt{3}} \\ \pi_0^2, & \text{if } \mu_0(x^1) \geq \frac{1}{\sqrt{3}} \end{cases},$$

where,

$$\begin{aligned} \pi_0^1(u^1|x^1) &= 1, & \pi_0^1(u^2|x^1) &= 0, \\ \pi_0^1(u^3|x^2) &= \frac{1 - 1/\sqrt{3}}{\mu_0(x^2)}, & \pi_0^1(u^4|x^2) &= \frac{1/\sqrt{3} - \mu_0(x^1)}{\mu_0(x^2)}, \\ \pi_0^2(u^1|x^1) &= \frac{1/\sqrt{3}}{\mu_0(x^1)}, & \pi_0^2(u^2|x^1) &= \frac{1 - 1/\sqrt{3} - \mu_0(x^2)}{\mu_0(x^1)}, \\ \pi_0^2(u^3|x^2) &= 1, & \pi_0^2(u^4|x^2) &= 0. \end{aligned}$$

The proposed local policy is well-defined, since for the case where $\mu_0(x^1) < 1/\sqrt{3}$, it is implied that $\mu_0(x^2) > 0$, and similarly, for the case where $\mu_0(x^1) > 1/\sqrt{3}$, we automatically have $\mu_0(x^1) > 0$.

One can verify that the above coordination strategy will achieve the mean-field $\mu_1 = (\sqrt{3}, 1 - 1/\sqrt{3})$ from all $\mu_0 \in \mathcal{P}(\mathcal{X})$ under the mean-field dynamics (21). Consequently, we have

$$J_{\text{cor}}^*(\mu_0, \nu_0) = 1, \quad \forall \mu_0 \in \mathcal{P}(\mathcal{X}), \nu_0 \in \mathcal{P}(\mathcal{Y}).$$

However, we know that for all N_1 , the empirical distribution must be rational, and thus $\mathcal{M}^{N_1} \neq (\sqrt{3}, 1 - 1/\sqrt{3})$ for all N_1 almost surely, which leads to

$$J^{N*}(\mathbf{x}_0^{N_1}, \mathbf{y}_0^{N_2}) = 0, \quad \forall \mathbf{x}_0^{N_1} \in \mathcal{X}^{N_1}, \mathbf{y}_0^{N_2} \in \mathcal{Y}^{N_2},$$

which implies that the performance of the coordination strategy achieved at the infinite-population limit fails to translate back to the finite-population game, and hence Theorem 4 no longer holds.

One can construct similar examples to illustrate the necessity of the transition kernels being continuous with respect to the mean-fields.

A.3 Counter-Example for Information State

For simplicity, we use a single-team example to illustrate why the empirical distribution cannot be an information state when different agents are allowed to apply different strategies, even under the weakly-coupled dynamics (4) and rewards (6). Consider the following system with state spaces $\mathcal{X} = \{x^1, x^2\}$ and $\mathcal{Y} = \emptyset$, and action spaces $\mathcal{U} = \{u^1, u^2\}$ and $\mathcal{V} = \emptyset$.

The transition kernel is time-invariant and is given by

$$\begin{aligned} f_t(x^1|x^1, u^1, \mu) &= 1.0, & f_t(x^2|x^1, u^2, \mu) &= 1.0, \\ f_t(x^2|x^2, u^1, \mu) &= 1.0, & f_t(x^1|x^2, u^2, \mu) &= 1.0, \end{aligned} \quad \forall \mu \in \mathcal{P}(\mathcal{X}), t \in \{0, 1\}.$$

In words, each agent's transition is deterministic and decoupled from the other agents. At each state, the agent can select action u^1 to stay at its current state or use action u^2 to move to the other state.

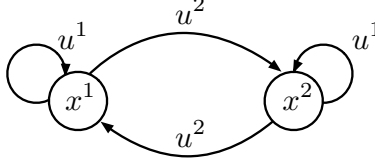


Figure 8: A counter-example showing empirical distribution cannot serve as an information state.

We consider a one-stage scenario with the reward functions

$$\begin{aligned} r_0(\mu) &= 0, \quad \forall \mu \in \mathcal{P}(\mathcal{X}), \\ r_1(\mu) &= \mu(x^1). \end{aligned}$$

To illustrate that the empirical distribution cannot serve as an information state, consider a two-agent team and the following non-identical team strategy:

$$\begin{aligned} \phi_{1,0}^2(u^2|x^1, \mu) &= 1, & \phi_{1,0}^2(u^1|x^2, \mu) &= 1, \quad \forall \mu \in \mathcal{P}(\mathcal{X}), \\ \phi_{2,0}^2(u^1|x^1, \mu) &= 1, & \phi_{2,0}^2(u^1|x^2, \mu) &= 1, \quad \forall \mu \in \mathcal{P}(\mathcal{X}). \end{aligned}$$

In words, agent 1 selects u^2 on state x^1 and selects u^1 on state x^2 , while agent 2 selects u^1 on both states x^1 and x^2 .

We now consider two initial configurations with the same empirical distribution.

- $\mathcal{X}_{1,0}^2 = x^1$ and $\mathcal{X}_{2,0}^2 = x^2$, i.e., agent 1 is initially at x^1 and agent 2 at x^2 . The empirical distribution is thus $\mathcal{M}_0^2 = [0.5, 0.5]$. If the two agents follow the above non-identical team strategy, then agent 1 uses action u^2 and transits to x^2 , while agent 2 chooses action u^1 and stays on x^2 , leading to $\mathcal{M}_1^2 = [0, 1]$. The resultant reward value is then 0.
- $\mathcal{X}_{1,0}^2 = x^2$ and $\mathcal{X}_{2,0}^2 = x^1$, i.e., agent 1 is initially at x^2 and agent 2 at x^1 . The empirical distribution is again $\mathcal{M}_0^2 = [0.5, 0.5]$. If the two agents follow the above non-identical team strategy, then both agents select action u^1 and stay at their current states, leading to $\mathcal{M}_1^2 = [0.5, 0.5]$ and a reward value of 0.5.

From this example, we have shown that the values can be different under the same team strategy given different initial conditions that correspond to the same empirical distribution since the empirical distribution does not differentiate the ordering of the agents. Clearly, the empirical distribution alone is not enough to characterize the future evolution of the game, nor the value function. Consequently, the empirical distribution is not an information state and we need the joint state information in the finite-population game to properly construct the value functions when different agents apply different strategies.

Appendix B Proof of the Mean-Field Approximation Results

B.1 Modified ℓ^2 Weak Law of Large Numbers

The following lemma is a modified version of the ℓ^2 weak law of large numbers [Chung, 2001] adapted to accommodate the notion of empirical distributions used in this work. This lemma will be used extensively in the later proofs.

Lemma 7. *Let X_1, \dots, X_N be N independent random variables (vectors) taking values in a finite set \mathcal{X} . Suppose X_i is distributed according to $p_i \in \mathcal{P}(\mathcal{X})$, such that $\mathbb{P}(X_i = x) = p_i(x)$. Define the empirical distribution as*

$$\mathcal{M}^N(x) = \frac{1}{N} \sum_{i=1}^N \mathbb{1}_x(X_i).$$

and let $\mu(x) = \frac{1}{N} \sum_{i=1}^N p_i(x)$. Then, the following inequality holds

$$\mathbb{E} [d_{\text{TV}}(\mathcal{M}^N, \mu)] \leq \frac{1}{2} \sqrt{\frac{|\mathcal{X}|}{N}}. \quad (74)$$

Proof. Consider the random variables $X_{x,i} = \mathbf{1}_x(X_i)$, which are independent across i with mean $p_i(x)$. Since $X_{x,i}$ only takes a value of 0 and 1, we have $\mathbb{E}[X_{x,i}^2] = \mathbb{E}[X_{x,i}] = p_i(x)$, and $\text{Var}(X_{x,i}) = p_i(x) - p_i(x)^2$. It follows that

$$\begin{aligned} \mathbb{E} [\|\mathcal{M}^N - \mu\|_2^2] &= \mathbb{E} \left[\sum_{x \in \mathcal{X}} |\mathcal{M}^N(x) - \mu(x)|^2 \right] = \mathbb{E} \left[\sum_{x \in \mathcal{X}} \left| \frac{1}{N} \sum_{i=1}^N (X_{x,i} - p_i(x)) \right|^2 \right] \\ &= \frac{1}{N^2} \sum_{x \in \mathcal{X}} \text{Var} \left(\sum_{i=1}^N X_{x,i} \right) \stackrel{(i)}{=} \frac{1}{N^2} \sum_{x \in \mathcal{X}} \sum_{i=1}^N \text{Var}(X_{x,i}) \\ &= \frac{1}{N^2} \sum_{x \in \mathcal{X}} \sum_{i=1}^N (p_i(x) - p_i(x)^2) \leq \frac{1}{N^2} \sum_{i=1}^N \left(\sum_{x \in \mathcal{X}} p_i(x) \right) \\ &\leq \frac{1}{N}, \end{aligned}$$

where (i) leverages the fact that $X_{x,i}$ are independent across i . By Jensen's inequality, we have $\mathbb{E} [\|\mathcal{M}^N - \mu\|_2] \leq \frac{1}{\sqrt{N}}$. Furthermore, due to equivalence of norms in the finite dimensional space \mathcal{X} , we have $\|\mathcal{M}^N - \mu\|_1 \leq \sqrt{|\mathcal{X}|} \|\mathcal{M}^N - \mu\|_2$ almost surely, where $|\mathcal{X}|$ is the cardinality of the set \mathcal{X} . It then follows that

$$\mathbb{E}[\text{d}_{\text{TV}}(\mathcal{M}^N, \mu)] = \frac{1}{2} \mathbb{E} [\|\mathcal{M}^N - \mu\|_1] \leq \frac{1}{2} \sqrt{\frac{|\mathcal{X}|}{N}}.$$

□

Corollary 1. Let X_1, \dots, X_N be N independent and identically distributed random variables (vectors) taking values in a finite set \mathcal{X} . Suppose X_i is distributed according to $p \in \mathcal{P}(\mathcal{X})$, such that $\mathbb{P}(\mathbf{x}_i = x) = p(x)$. Define the empirical distribution as

$$\mathcal{M}^N(x) = \frac{1}{N} \sum_{i=1}^N \mathbf{1}_x(X_i).$$

Then,

$$\mathbb{E} [\text{d}_{\text{TV}}(\mathcal{M}^N, p)] = \frac{1}{2} \sqrt{\frac{|\mathcal{X}|}{N}}. \quad (75)$$

B.2 Proof of Lemma 1

The following lemma is used to support the proof of Lemma 1.

Lemma 8. For all $a_1, \dots, a_n \in \mathbb{R}_{\geq 0}$, the following inequality holds:

$$\sum_{i=1}^n a_i \leq \sqrt{n} \left(\sqrt{\sum_{i=1}^n a_i^2} \right).$$

Proof. Cauchy-Schwarz inequality directly implies

$$\sum_{i=1}^n a_i = \sum_{i=1}^n |a_i| \cdot 1 \leq \sqrt{\sum_{i=1}^n a_i^2} \sqrt{\sum_{i=1}^n 1^2} = \sqrt{n} \sqrt{\sum_{i=1}^n a_i^2}.$$

□

Now, we restate Lemma 1 and present its proof.

Lemma 1. Let $\mathbf{X}_t^{N_1}$, $\mathbf{Y}_t^{N_2}$, $\mathcal{M}_t^{N_1}$ and $\mathcal{N}_t^{N_2}$ be the joint states and the corresponding empirical distributions of a finite-population game. Denote the next empirical distributions induced by an identical policy pair $(\phi_t, \psi_t) \in \Phi_t \times \Psi_t$ as $(\mathcal{M}_{t+1}^{N_1}, \mathcal{N}_{t+1}^{N_2})$. Then, the following bounds hold:

$$\mathbb{E}_{\phi_t} [\text{d}_{\text{TV}}(\mathcal{M}_{t+1}^{N_1}, \mathcal{M}_{t+1}) | \mathbf{X}_t^{N_1}, \mathbf{Y}_t^{N_2}] \leq \frac{|\mathcal{X}|}{2} \sqrt{\frac{1}{N_1}},$$

$$\mathbb{E}_{\psi_t} \left[d_{\text{TV}}(\mathcal{N}_{t+1}^{N_2}, \mathcal{N}_{t+1}) \mid \mathbf{X}_t^{N_1}, \mathbf{Y}_t^{N_2} \right] \leq \frac{|\mathcal{Y}|}{2} \sqrt{\frac{1}{N_2}},$$

where $\mathcal{M}_{t+1} = \mathcal{M}_t^{N_1} F_t^\rho(\mathcal{M}_t^{N_1}, \mathcal{N}_t^{N_2}, \phi_t)$ and $\mathcal{N}_{t+1} = \mathcal{N}_t^{N_2} G_t^\rho(\mathcal{M}_t^{N_1}, \mathcal{N}_t^{N_2}, \psi_t)$ according to (17).

Proof. Due to symmetry, we only prove the result for the Blue team. Let $N_{1,t}^x = N_1 \mathcal{M}_t^{N_1}(x)$ be the number of Blue agents that are at state x at time t in the finite-population system. With a slight abuse of notation, we use $[N_{1,t}^x]$ to denote the set of the Blue agents currently at state x . We first focus on the sub-population of Blue agents that are at state x . Since all Blue agents in $[N_{1,t}^x]$ apply ϕ_t and randomize independently, the next states for these $N_{1,t}^x$ agents are independent and identically distributed conditioned on the joint states $\mathbf{X}_t^{N_1}$ and $\mathbf{Y}_t^{N_2}$. For an agent i in this sub-population $[N_{1,t}^x]$ the conditional distribution of its next state $X_{i,t+1}^{N_1}$ is given by

$$\mathbb{P} \left[X_{i,t+1}^{N_1} = x' \mid X_{i,t}^{N_1}, \mathbf{X}_t^{N_1}, \mathbf{Y}_t^{N_2} \right] = \sum_u f_t^\rho(x' \mid x, u, \mathcal{M}_t^{N_1}, \mathcal{N}_t^{N_2}) \phi_t(u \mid x, \mathcal{M}_t^{N_1}, \mathcal{N}_t^{N_2}) \triangleq \mathcal{M}_{t+1}^x(x'), \quad (76)$$

where $\mathcal{M}_t^{N_1} = \text{Emp}_\mu(\mathbf{X}_t^{N_1})$ and $\mathcal{N}_t^{N_2} = \text{Emp}_\nu(\mathbf{Y}_t^{N_2})$. Define the empirical distribution of these $N_{1,t}^x$ Blue agents at time $t+1$ as

$$\mathcal{M}_{t+1}^{N_{1,t}^x}(x') = \frac{1}{N_{1,t}^x} \sum_{i \in [N_{1,t}^x]} \mathbb{1}_{x'}(X_{i,t+1}^{N_1}).$$

Then, we have the following inequality due to Corollary 1:

$$\mathbb{E}_{\phi_t} \left[d_{\text{TV}}(\mathcal{M}_{t+1}^{N_{1,t}^x}, \mathcal{M}_{t+1}^x) \mid \mathbf{X}_t^{N_1}, \mathbf{Y}_t^{N_2} \right] \leq \frac{1}{2} \sqrt{\frac{|\mathcal{X}|}{N_{1,t}^x}}. \quad (77)$$

Note that we can compute the empirical distribution of the whole Blue team based on the empirical distribution of sub-populations of Blue agents on different states via

$$\mathcal{M}_{t+1}^{N_1}(x') = \frac{1}{N_1} \sum_{i=0}^{N_1} \mathbb{1}_{x'}(X_{i,t+1}^{N_1}) = \frac{1}{N_1} \sum_{x \in \mathcal{X}} \sum_{i \in [N_{1,t}^x]} \mathbb{1}_{x'}(X_{i,t+1}^{N_1}) = \sum_{x \in \mathcal{X}} \frac{N_{1,t}^x}{N_1} \mathcal{M}_{t+1}^{N_{1,t}^x}(x'). \quad (78)$$

Similarly, we can relate the propagated mean-field of the whole team with the ones of each sub-population via

$$\begin{aligned} \mathcal{M}_{t+1}^\rho(x') &= \sum_{x \in \mathcal{X}} \left[\sum_{u \in \mathcal{U}} f_t^\rho(x' \mid x, u, \mathcal{M}_t^{N_1}, \mathcal{N}_t^{N_2}) \phi_t(u \mid x, \mathcal{M}_t^{N_1}, \mathcal{N}_t^{N_2}) \right] \mathcal{M}_t^{N_1}(x) \\ &= \sum_{x \in \mathcal{X}} \mathcal{M}_{t+1}^x(x') \mathcal{M}_t^{N_1}(x) = \sum_{x \in \mathcal{X}} \frac{N_{1,t}^x}{N_1} \mathcal{M}_{t+1}^{N_{1,t}^x}(x'). \end{aligned} \quad (79)$$

Combining (77), (78), and (79), we have

$$\begin{aligned} \mathbb{E}_{\phi_t} \left[d_{\text{TV}}(\mathcal{M}_{t+1}^{N_1}, \mathcal{M}_{t+1}^\rho) \mid \mathbf{X}_t^{N_1}, \mathbf{Y}_t^{N_2} \right] &= \mathbb{E}_{\phi_t} \left[\frac{1}{2} \sum_{x'} \left| \mathcal{M}_{t+1}^{N_1}(x') - \mathcal{M}_{t+1}^\rho(x') \right| \mid \mathbf{X}_t^{N_1}, \mathbf{Y}_t^{N_2} \right] \\ &= \mathbb{E}_{\phi_t} \left[\frac{1}{2} \sum_{x'} \left| \sum_x \frac{N_{1,t}^x}{N_1} \mathcal{M}_{t+1}^{N_{1,t}^x}(x') - \sum_x \frac{N_{1,t}^x}{N_1} \mathcal{M}_{t+1}^x(x') \right| \mid \mathbf{X}_t^{N_1}, \mathbf{Y}_t^{N_2} \right] \\ &\leq \sum_x \frac{N_{1,t}^x}{N_1} \mathbb{E}_{\phi_t} \left[\frac{1}{2} \sum_{x'} \left| \mathcal{M}_{t+1}^{N_{1,t}^x}(x') - \mathcal{M}_{t+1}^x(x') \right| \mid \mathbf{X}_t^{N_1}, \mathbf{Y}_t^{N_2} \right] \\ &= \sum_x \frac{N_{1,t}^x}{N_1} \mathbb{E}_{\phi_t} \left[d_{\text{TV}}(\mathcal{M}_{t+1}^{N_{1,t}^x}, \mathcal{M}_{t+1}^x) \mid \mathbf{X}_t^{N_1}, \mathbf{Y}_t^{N_2} \right] \\ &\leq \sum_x \frac{N_{1,t}^x}{2N_1} \sqrt{\frac{|\mathcal{X}|}{N_{1,t}^x}} \leq \frac{|\mathcal{X}|}{2} \sqrt{\frac{1}{N_1}}, \end{aligned}$$

where the last inequality is a result of Lemma 8.⁹ □

B.3 Proof of Lemma 3

Lemma 3. Let $\mathbf{X}_t^{N_1}$, $\mathbf{Y}_t^{N_2}$, $\mathcal{M}_t^{N_1}$ and $\mathcal{N}_t^{N_2}$ be the joint states and the corresponding empirical distributions of a finite-population game. Given any Blue team policy $\phi_t^{N_1} \in \Phi_t^{N_1}$ (potentially non-identical), define the following local policy

$$\pi_{\text{apprx},t}(u|x) = \begin{cases} \frac{\sum_{i=1}^N \mathbb{1}_x(X_{i,t}^{N_1}) \phi_{i,t}(u|x, \mathcal{M}_t^{N_1}, \mathcal{N}_t^{N_2})}{N_1 \mathcal{M}_t^{N_1}(x)} & \text{if } \mathcal{M}_t^{N_1}(x) > 0, \\ 1/|\mathcal{U}| & \text{if } \mathcal{M}_t^{N_1}(x) = 0. \end{cases} \quad (26)$$

Further, define the next mean-field induced by $\pi_{\text{apprx},t}$ as

$$\mathcal{M}_{\text{apprx},t+1} = \mathcal{M}_t^{N_1} F_t^\rho(\mathcal{M}_t^{N_1}, \mathcal{N}_t^{N_2}, \pi_{\text{apprx},t}). \quad (27)$$

Then, the expected distance between the next Blue empirical distribution $\mathcal{M}_{t+1}^{N_1}$ induced by the team policy $\phi_t^{N_1}$ and the mean-field $\mathcal{M}_{\text{apprx},t+1}$ satisfies

$$\mathbb{E} \left[d_{\text{TV}}(\mathcal{M}_{t+1}^{N_1}, \mathcal{M}_{\text{apprx},t+1}) | \mathbf{X}_t^{N_1}, \mathbf{Y}_t^{N_2} \right] \leq \frac{|\mathcal{X}|}{2} \sqrt{\frac{1}{N_1}}. \quad (28)$$

Proof. Note that if $\mathcal{M}_t^{N_1}(x) = 0$, then the state x has no contribution to the next mean-field propagated via (27). The second case in (26) ensures that the constructed policy is well-defined. Without loss of generality, we assume that $\mathcal{M}_t^{N_1}(x) > 0$ for all $x \in \mathcal{X}$.

Let $N_{1,t}^x = N_1 \mathcal{M}_t^{N_1}(x)$ be the number of Blue agents that are on state x at time t in the finite-population system. With a slight abuse of notation, we use $[N_{1,t}^x]$ to denote the set of the Blue agents on state x . Then, for agent $i \in [N_{1,t}^x]$ applying policy $\phi_{i,t}$, its conditional distribution of its next state $X_{i,t+1}^{N_1}$ is given by

$$p_i^x(x') = \mathbb{P}(X_{i,t+1}^{N_1} = x' | \mathbf{X}_t^{N_1}, \mathbf{Y}_t^{N_2}) = \sum_{u \in \mathcal{U}} f_t^\rho(x'|u, \mathcal{M}_t^{N_1}, \mathcal{N}_t^{N_2}) \phi_{i,t}(u|x, \mathcal{M}_t^{N_1}, \mathcal{N}_t^{N_2})$$

Define the empirical distribution of these $N_{1,t}^x$ Blue agents at time $t+1$ as

$$\mathcal{M}_{t+1}^{N_{1,t}^x}(x') = \frac{1}{N_{1,t}^x} \sum_{i \in [N_{1,t}^x]} \mathbb{1}_{x'}(X_{i,t+1}^{N_1}). \quad (80)$$

On the other hand, the mean-field propagated from state x under local policy $\pi_{\text{apprx},t}$ can be expressed as

$$\begin{aligned} \mathcal{M}_{\text{apprx},t+1}^x(x') &= \sum_u f_t^\rho(x'|x, u, \mathcal{M}_t^{N_1}, \mathcal{N}_t^{N_2}) \pi_{\text{apprx},t}(u|x) \\ &= \sum_u f_t^\rho(x'|x, u, \mathcal{M}_t^{N_1}, \mathcal{N}_t^{N_2}) \frac{\sum_{i \in [N_{1,t}^x]} \phi_{i,t}(u|x, \mathcal{M}_t^{N_1}, \mathcal{N}_t^{N_2})}{N_{1,t}^x} \\ &= \frac{\sum_{i \in [N_{1,t}^x]} p_i^x(x')}{N_{1,t}^x}. \end{aligned} \quad (81)$$

From Lemma 7, we have that

$$\mathbb{E} \left[d_{\text{TV}}(\mathcal{M}_{t+1}^{N_{1,t}^x}, \mathcal{M}_{\text{apprx},t+1}^x) | \mathbf{X}_t^{N_1}, \mathbf{Y}_t^{N_2} \right] \leq \frac{1}{2} \sqrt{\frac{|\mathcal{X}|}{N_{1,t}^x}}. \quad (82)$$

⁹Let $a_x = \sqrt{N_{1,t}^x}$ for each $x \in \mathcal{X}$, it follows that $a_x \geq 0$ and $\sum_x (a_x)^2 = N_1$ almost surely, which allows the application of Lemma 8.

The rest of the analysis is similar to the proof of Lemma 1. Notice that

$$\begin{aligned}\mathcal{M}_{t+1}^{N_1}(x') &= \sum_{x \in \mathcal{X}} \frac{N_{1,t}^x}{N_1} \mathcal{M}_{t+1}^{N_{1,t}^x}(x'), \\ \mathcal{M}_{\text{apprx},t+1}(x') &= \sum_{x \in \mathcal{X}} \frac{N_{1,t}^x}{N_1} \mathcal{M}_{\text{apprx},t+1}^x(x').\end{aligned}$$

It then follows

$$\begin{aligned}\mathbb{E} \left[d_{\text{TV}}(\mathcal{M}_{t+1}^{N_1}, \mathcal{M}_{\text{apprx},t+1}) | \mathbf{X}_t^{N_1}, \mathbf{Y}_t^{N_2} \right] &\leq \sum_x \frac{N_{1,t}^x}{N_1} \mathbb{E} \left[d_{\text{TV}}(\mathcal{M}_{t+1}^{N_{1,t}^x}, \mathcal{M}_{\text{apprx},t+1}^x) | \mathbf{X}_t^{N_1}, \mathbf{Y}_t^{N_2} \right] \\ &\leq \frac{|\mathcal{X}|}{2} \sqrt{\frac{1}{N_1}},\end{aligned}$$

where the last inequality results from Lemma 8. □

Appendix C Proof of the Continuity Results

In this section, we present the proofs for Lemma 4 and Theorem 2. We start with several preliminary results.

C.1 Preliminary results

Lemma 9. *Let $\xi : \mathcal{A} \times \mathcal{B} \rightarrow \mathbb{R}$ be a Lipschitz continuous function in its second argument, such that $|\xi(a, b) - \xi(a, b')| \leq L_\xi \|b - b'\|$ for all $a \in \mathcal{A}$ and $b, b' \in \mathcal{B}$. Let compact sets $Q, Q' \subseteq \mathcal{B}$ such that $\text{dist}_H(Q, Q') \leq \epsilon$. Then, for all $a \in \mathcal{A}$,*

$$\left| \min_{b \in Q} \xi(a, b) - \min_{b' \in Q'} \xi(a, b') \right| \leq L_\xi \epsilon. \quad (83a)$$

$$\left| \max_{b \in Q} \xi(a, b) - \max_{b' \in Q'} \xi(a, b') \right| \leq L_\xi \epsilon. \quad (83b)$$

Proof. We start with the proof for (83a). Fix $a \in \mathcal{A}$ and consider the minimizer $b^* \in \text{argmin}_{b \in Q} \xi(a, b)$. From the assumption on the distance between Q and Q' , there exists a $b^{*'} \in Q'$ such that $\|b^{*'} - b^*\| \leq \epsilon$. Since ξ is Lipschitz with respect to b , it follows that

$$|\xi(a, b^*) - \xi(a, b^{*'})| \leq L_\xi \epsilon. \quad (84)$$

Then,

$$\min_{b \in Q} \xi(a, b) = \xi(a, b^*) \geq \xi(a, b^{*'}) - L_\xi \epsilon \geq \min_{b' \in Q'} \xi(a, b') - L_\xi \epsilon.$$

Similarly, one can show that $\min_{b' \in Q'} \xi(a, b') \geq \min_{b \in Q} \xi(a, b) - L_\xi \epsilon$, and thus we have (83a).

The result (83a) can be easily extended to the maximization case in (83b) by making use of the fact that $\max_{b \in Q} \xi(a, b) = -\min_{b \in Q} -\xi(a, b)$. □

Lemma 10. *Let $\zeta : \mathcal{A} \times \mathcal{B} \rightarrow \mathbb{R}$ be a Lipschitz continuous function in its first argument, such that $|\zeta(a, b) - \zeta(a', b)| \leq L_\zeta \|a - a'\|$ for all $a, a' \in \mathcal{A}$ and $b \in \mathcal{B}$. Then, for all compact sets $Q \subseteq \mathcal{B}$,*

$$\left| \min_{b \in Q} \zeta(a, b) - \min_{b' \in Q} \zeta(a', b') \right| \leq L_\zeta \|a - a'\|.$$

Proof. Since Q is compact and ζ is continuous, the two minimization problems are well-defined. Next, let $b^* \in \text{argmin}_{b \in Q} \zeta(a, b)$, it follows that

$$\min_{b' \in Q} \zeta(a', b') - \min_{b \in Q} \zeta(a, b) = \min_{b' \in Q} \zeta(a', b') - \zeta(a, b^*) \leq \zeta(a', b^*) - \zeta(a, b^*) \stackrel{(i)}{\leq} L_\zeta \|a - a'\|,$$

where (i) is due to the Lipschitz assumption. Similarly, one can show the other direction $\min_{b \in Q} \zeta(a, b) - \min_{b' \in Q} \zeta(a', b') \leq L_\zeta \|a - a'\|$. □

Lemma 11. Consider the compact-valued correspondences $\Gamma : \mathcal{X} \times \mathcal{Y} \rightsquigarrow \mathcal{X}$ and $\Theta : \mathcal{X} \times \mathcal{Y} \rightsquigarrow \mathcal{Y}$, which are Lipschitz continuous with Lipschitz constants L_Γ and L_Θ , respectively. Given a L_g -Lipschitz continuous real-valued function $g : \mathcal{X} \times \mathcal{Y} \rightarrow \mathbb{R}$, the max-min marginal function

$$f(x, y) = \max_{p \in \Gamma(x, y)} \min_{q \in \Theta(x, y)} g(p, q) \quad (85)$$

is Lipschitz continuous with Lipschitz constant $L_g(L_\Gamma + L_\Theta)$.

Proof. Let $h(x, y, p) = \min_{q \in \Theta(x, y)} g(p, q)$. Since $g(p, q)$ is continuous and $\Theta(x, y)$ is compact, the minimization is well-defined for each p . Fix $p \in \mathcal{X}$, and consider $x, x' \in \mathcal{X}$ and $y, y' \in \mathcal{Y}$. The Lipschitz continuity of Θ implies that

$$\text{dist}_H(\Theta(x, y), \Theta(x', y')) \leq L_\Theta(\|x - x'\| + \|y - y'\|). \quad (86)$$

For simplicity, let $\epsilon = (\|x - x'\| + \|y - y'\|)$. Leveraging Lemma 9, we have¹⁰

$$|h(x, y, p) - h(x', y', p)| \leq L_g L_\Theta \epsilon. \quad (87)$$

Next, fix $(x, y) \in \mathcal{X} \times \mathcal{Y}$ and consider $p, p' \in \mathcal{Y}$. It follows from Lemma 10 that¹¹

$$|h(x, y, p) - h(x, y, p')| = \left| \min_{q \in \Theta(x, y)} g(p, q) - \min_{q' \in \Theta(x, y)} g(p', q') \right| \leq L_g \|p - p'\|. \quad (88)$$

Finally, consider $x, x' \in \mathcal{X}$ and $y, y' \in \mathcal{Y}$, it follows that

$$|f(x, y) - f(x', y')| = \left| \max_{p \in \Gamma(x, y)} h(x, y, p) - \max_{p' \in \Gamma(x', y')} h(x', y', p') \right| \quad (89)$$

$$\leq \left| \max_{p \in \Gamma(x, y)} h(x, y, p) - \max_{p \in \Gamma(x, y)} h(x', y', p) \right| + \left| \max_{p \in \Gamma(x, y)} h(x', y', p) - \max_{p' \in \Gamma(x', y')} h(x', y', p') \right| \quad (90)$$

$$\leq L_g L_\Theta \epsilon + L_\Gamma L_g \epsilon = L_g(L_\Theta + L_\Gamma) \epsilon, \quad (91)$$

where the first term in (90) is bounded using Lemma 10 and the Lipschitz constant derived in (87)¹², and the second term in (90) is bounded using Lemma 9 and the Lipschitz constant in (88)¹³. \square

Next, we present some results regarding the continuity of the reachability correspondences. We start by defining the pure local policies.

Definition 11 (Pure local policy). A Blue local policy $\pi_t \in \Pi_t$ is said to be pure if $\pi_t(u|x) \in \{0, 1\}$ for all $u \in \mathcal{U}$ and $x \in \mathcal{X}$. We use $\hat{\Pi}_t = \{\hat{\pi}^k\}_{k=1}^{|\mathcal{U}||\mathcal{X}|}$ to denote the set of pure Blue policies, where $\hat{\pi}^k$ denotes the k -th pure Blue local policy. The pure Red local policies are defined similarly.

Proposition 3. The Blue reachable set is characterized as

$$\mathcal{R}_{\mu, t}^\rho(\mu_t, \nu_t) = \text{Co}(\{\mu_t F_t^\rho(\mu_t, \nu_t, \hat{\pi}^k)_{k=1}^{|\mathcal{U}||\mathcal{X}|}\}), \quad (92)$$

where $\hat{\pi}^k$ are pure Blue local policies, and Co denotes the convex hull.

Proof. We first show that the mean-field propagation rule is linear with respect to the policy. Note that the set of admissible policies Π_t can be characterized as the convex hull of the pure policies, i.e., $\Pi_t = \text{Co}(\{\hat{\pi}^k\}_k)$. Consider arbitrary current mean-fields μ_t and ν_t , and consider the policy $\pi_t = \lambda \pi_t^1 + (1 - \lambda) \pi_t^2$ for some $\lambda \in (0, 1)$ and $\pi_t^1, \pi_t^2 \in \Pi_t$. Then, the next mean-field induced by π_t is given by

$$\mu_{t+1}(x') = \sum_x \left[\sum_u f_t^\rho(x'|x, \mu_t, \nu_t) \pi_t(u|x) \right] \mu_t(x)$$

¹⁰Relating to Lemma 9: Set g as function ξ ; treat the argument p as a and the optimization variable q as b ; regard the sets $\Theta(x, y)$ and $\Theta(x', y')$ as Q and Q' respectively.

¹¹Relating to Lemma 10: Set g as function ζ ; treat the arguments p and q as a and b , respectively; regard the set $\Theta(x, y)$ as Q .

¹²Relating to Lemma 10: Set h as function ζ ; treat the arguments (x, y) as a and the argument p as b ; regard the set $\Gamma(x, y)$ as the optimization domain Q .

¹³Relating to Lemma 9: Set h as function ξ ; treat the argument (x', y') as a and the optimization variable p as b ; regard the sets $\Gamma(x, y)$ and $\Gamma(x', y')$ as Q and Q' respectively.

$$= \lambda \sum_x \left[\sum_u f_t^\rho(x'|x, \mu_t, \nu_t) \pi_t^1(u|x) \right] \mu_t(x) + (1 - \lambda) \sum_x \left[\sum_u f_t^\rho(x'|x, \mu_t, \nu_t) \pi_t^2(u|x) \right] \mu_t(x),$$

which implies that

$$\mu_{t+1} = \mu_t F_t^\rho(\mu_t, \nu_t, \pi_t) = \lambda \mu_t F_t^\rho(\mu_t, \nu_t, \pi_t^1) + (1 - \lambda) \mu_t F_t^\rho(\mu_t, \nu_t, \pi_t^2). \quad (93)$$

For the \subseteq direction in (92), consider $\mu_{t+1} \in \mathcal{R}_{\mu,t}^\rho(\mu_t, \nu_t)$. Then there exists a policy π_t such that $\mu_{t+1} = \mu_t F_t^\rho(\mu_t, \nu_t, \pi_t)$. Since the admissible policy set is the convex hull of pure policies, we have $\pi_t = \sum_k \lambda_k \hat{\pi}^k$, where $\lambda_k \geq 0$ and $\sum_k \lambda_k = 1$. It follows directly from (93) that

$$\mu_{t+1} = \sum_k \lambda_k \mu_t F_t^\rho(\mu_t, \nu_t, \hat{\pi}^k) \in \text{Co}(\{\mu_t F_t^\rho(\mu_t, \nu_t, \hat{\pi}^k)\}_{k=1}^{|\mathcal{U}||\mathcal{X}|}). \quad (94)$$

For the \supseteq direction in (92), consider a point $\mu_{t+1} \in \text{Co}(\{\mu_t F_t^\rho(\mu_t, \nu_t, \hat{\pi}^k)\}_{k=1}^{|\mathcal{U}||\mathcal{X}|})$. By definition and the linearity in (93), we have

$$\mu_{t+1} = \sum_k \lambda_k \mu_t F_t^\rho(\mu_t, \nu_t, \hat{\pi}^k) = \mu_t F_t^\rho(\mu_t, \nu_t, \pi_t),$$

where $\pi_t = \sum_k \lambda_k \hat{\pi}^k \in \Pi_t$, which implies $\mu_{t+1} \in \mathcal{R}_{\mu,t}^\rho(\mu_t, \nu_t)$ \square

Lemma 12. Consider a pure local policy $\hat{\pi}_t \in \hat{\Pi}_t$ and arbitrary mean-fields $\mu_t, \mu'_t \in \mathcal{P}(\mathcal{X})$ and $\nu_t, \nu'_t \in \mathcal{P}(\mathcal{Y})$. The following bound holds:

$$\text{d}_{\text{TV}}(\mu_t F_t^\rho(\mu_t, \nu_t, \hat{\pi}_t), \mu'_t F_t^\rho(\mu'_t, \nu'_t, \hat{\pi}_t)) \leq (1 + \frac{1}{2} L_{f_t}) (\text{d}_{\text{TV}}(\mu_t, \mu'_t) + \text{d}_{\text{TV}}(\nu_t, \nu'_t)).$$

Proof. Using the triangle inequality, we have that

$$\begin{aligned} \text{d}_{\text{TV}}(\mu_t F_t^\rho(\mu_t, \nu_t, \hat{\pi}_t), \mu'_t F_t^\rho(\mu'_t, \nu'_t, \hat{\pi}_t)) &\leq \underbrace{\text{d}_{\text{TV}}(\mu_t F_t^\rho(\mu_t, \nu_t, \hat{\pi}_t), \mu'_t F_t^\rho(\mu_t, \nu_t, \hat{\pi}_t))}_A \\ &\quad + \underbrace{\text{d}_{\text{TV}}(\mu'_t F_t^\rho(\mu_t, \nu_t, \hat{\pi}_t), \mu'_t F_t^\rho(\mu'_t, \nu'_t, \hat{\pi}_t))}_B. \end{aligned}$$

Since F_t^ρ is a stochastic matrix, it is a non-expansive operator under the 1-norm, and hence $A \leq \text{d}_{\text{TV}}(\mu_t, \mu'_t)$. Next, we bound the term B using Assumption 1.

$$\begin{aligned} B &= \frac{1}{2} \sum_{x'} \left| \sum_x \mu'_t(x) \left(\sum_u \hat{\pi}_t(u|x) (f_t^\rho(x'|x, \mu_t, \nu_t, u) - f_t^\rho(x'|x, \mu'_t, \nu'_t, u)) \right) \right| \\ &\leq \frac{1}{2} \sum_{x', x, u} \mu'_t(x) \hat{\pi}_t(u|x) |f_t^\rho(x'|x, \mu_t, \nu_t, u) - f_t^\rho(x'|x, \mu'_t, \nu'_t, u)| \\ &= \frac{1}{2} \sum_{x, u} \mu'_t(x) \hat{\pi}_t(u|x) \left(\sum_{x'} |f_t^\rho(x'|x, \mu_t, \nu_t, u) - f_t^\rho(x'|x, \mu'_t, \nu'_t, u)| \right) \\ &\leq \frac{1}{2} \sum_{x, u} \mu'_t(x) \hat{\pi}_t(u|x) L_{f_t} (\text{d}_{\text{TV}}(\mu_t, \mu'_t) + \text{d}_{\text{TV}}(\nu_t, \nu'_t)) = \frac{1}{2} L_{f_t} (\text{d}_{\text{TV}}(\mu_t, \mu'_t) + \text{d}_{\text{TV}}(\nu_t, \nu'_t)) \end{aligned}$$

Combining the bounds, we have

$$\text{d}_{\text{TV}}(\mu_t F_t^\rho(\mu_t, \nu_t, \hat{\pi}_t), \mu'_t F_t^\rho(\mu'_t, \nu'_t, \hat{\pi}_t)) \leq (1 + \frac{1}{2} L_{f_t}) \text{d}_{\text{TV}}(\mu_t, \mu'_t) + \frac{1}{2} L_{f_t} \text{d}_{\text{TV}}(\nu_t, \nu'_t). \quad \square$$

Lemma 13. Let two sets of points $\{x_i\}_{i=1}^N$ and $\{y_i\}_{i=1}^N$ that satisfy $\|x_i - y_i\| \leq \epsilon$ for all i . Then,

$$\text{dist}_{\text{H}}(\text{Co}(\{x_i\}_{i=1}^N), \text{Co}(\{y_i\}_{i=1}^N)) \leq \epsilon.$$

Proof. Consider a point $x \in \text{Co}(\{x_i\}_{i=1}^N)$. By definition, there exists a set of non-negative coefficients $\{\lambda_i\}_{i=1}^N$, such that $x = \sum_i \lambda_i x_i$ and $\sum_i \lambda_i = 1$. Using the same set of coefficients, define $y = \sum_i \lambda_i y_i \in \text{Co}(\{y_i\}_{i=1}^N)$. Then,

$$\|x - y\| \leq \sum_i \lambda_i \|x_i - y_i\| \leq \epsilon.$$

Thus, for a fixed $x \in \text{Co}(\{x_i\}_{i=1}^N)$, we have $\inf_{y \in \text{Co}(\{y_i\}_{i=1}^N)} \|x - y\| \leq \epsilon$. Since $x \in \text{Co}(\{x_i\}_{i=1}^N)$ is arbitrary, the above inequality implies

$$\sup_{x \in \text{Co}(\{x_i\}_{i=1}^N)} \inf_{y \in \text{Co}(\{y_i\}_{i=1}^N)} \|x - y\| \leq \epsilon.$$

Through a similar argument, we can conclude that $\sup_{y \in \text{Co}(\{y_i\}_{i=1}^N)} \inf_{x \in \text{Co}(\{x_i\}_{i=1}^N)} \|x - y\| \leq \epsilon$, which completes the proof. \square

C.2 Proof of Lemma 4

Lemma 4. *The reachability correspondences $\mathcal{R}_{\mu,t}$ and $\mathcal{R}_{\nu,t}$ in (23) and (24) satisfy the following inequalities for all $\mu_t, \mu'_t \in \mathcal{P}(\mathcal{X})$ and $\nu_t, \nu'_t \in \mathcal{P}(\mathcal{Y})$,*

$$\begin{aligned} \text{dist}_H(\mathcal{R}_{\mu,t}^\rho(\mu_t, \nu_t), \mathcal{R}_{\mu,t}^\rho(\mu'_t, \nu'_t)) &\leq L_{R_{\mu,t}} (\text{d}_{\text{TV}}(\mu_t, \mu'_t) + \text{d}_{\text{TV}}(\nu_t, \nu'_t)), \\ \text{dist}_H(\mathcal{R}_{\nu,t}^\rho(\mu_t, \nu_t), \mathcal{R}_{\nu,t}^\rho(\mu'_t, \nu'_t)) &\leq L_{R_{\nu,t}} (\text{d}_{\text{TV}}(\mu_t, \mu'_t) + \text{d}_{\text{TV}}(\nu_t, \nu'_t)), \end{aligned} \quad (45)$$

where $L_{R_{\mu,t}} = 1 + \frac{1}{2}L_{f_t}$, $L_{R_{\nu,t}} = 1 + \frac{1}{2}L_{g_t}$, and L_{f_t} and L_{g_t} are the Lipschitz constants in Assumption 1.

Proof. Due to symmetry, we only present the proof for the Blue reachability correspondence. From Lemma 12, we have that, for all pure local policies $\hat{\pi}_t^k \in \hat{\Pi}_t$,

$$\text{d}_{\text{TV}}(\mu_t F_t^\rho(\mu_t, \nu_t, \hat{\pi}_t^k), \mu'_t F_t^\rho(\mu'_t, \nu'_t, \hat{\pi}_t^k)) \leq (1 + \frac{1}{2}L_{f_t}) \text{d}_{\text{TV}}(\mu_t, \mu'_t) + \frac{1}{2}L_{f_t} \text{d}_{\text{TV}}(\nu_t, \nu'_t).$$

From Proposition 3, we know that the reachable set can be characterized as the convex hull

$$\mathcal{R}_{\mu,t}^\rho(\mu_t, \nu_t) = \text{Co}(\{\mu_t F_t^\rho(\mu_t, \nu_t, \hat{\pi}_t^k)\}_{k=1}^{|\mathcal{U}^{\mathcal{X}}|}).$$

Leveraging Lemma 13, we can conclude that

$$\text{dist}_H(\mathcal{R}_{\mu,t}(\mu_t, \nu_t), \mathcal{R}_{\mu,t}(\mu'_t, \nu'_t)) \leq (1 + \frac{1}{2}L_{f_t}) (\text{d}_{\text{TV}}(\mu_t, \mu'_t) + \text{d}_{\text{TV}}(\nu_t, \nu'_t)).$$

\square

C.3 Proof of Theorem 2

Theorem 2. *The optimal lower value function $\underline{J}_{\text{cor},t}^{\rho*}$ and the optimal upper value function $\bar{J}_{\text{cor},t}^{\rho*}$ are both Lipschitz continuous. Formally, for all $\mu_t^\rho, \mu_t^{\rho'} \in \mathcal{P}(\mathcal{X})$ and $\nu_t^\rho, \nu_t^{\rho'} \in \mathcal{P}(\mathcal{Y})$, the following inequalities hold*

$$\begin{aligned} |\underline{J}_{\text{cor},t}^{\rho*}(\mu_t^\rho, \nu_t^\rho) - \underline{J}_{\text{cor},t}^{\rho*}(\mu_t^{\rho'}, \nu_t^{\rho'})| &\leq L_{J,t} (\text{d}_{\text{TV}}(\mu_t^\rho, \mu_t^{\rho'}) + \text{d}_{\text{TV}}(\nu_t^\rho, \nu_t^{\rho'})), \\ |\bar{J}_{\text{cor},t}^{\rho*}(\mu_t^\rho, \nu_t^\rho) - \bar{J}_{\text{cor},t}^{\rho*}(\mu_t^{\rho'}, \nu_t^{\rho'})| &\leq L_{J,t} (\text{d}_{\text{TV}}(\mu_t^\rho, \mu_t^{\rho'}) + \text{d}_{\text{TV}}(\nu_t^\rho, \nu_t^{\rho'})), \end{aligned} \quad (46)$$

where the Lipschitz constant $L_{J,t}$ is given by

$$L_{J,t} = L_r \left(1 + \sum_{k=t}^{T-1} \prod_{\tau=t}^k (L_{\mathcal{R}_{\mu,\tau}^\rho} + L_{\mathcal{R}_{\nu,\tau}^\rho}) \right). \quad (47)$$

Proof. The proof is given by induction.

Base case: At the terminal time T , the optimal coordinator value function is given by

$$\underline{J}_{\text{cor},T}^{\rho*}(\mu_T^\rho, \nu_T^\rho) = r_T^\rho(\mu_T^\rho, \nu_T^\rho).$$

From Assumption 2, the Lipschitz constant for $\underline{J}_{\text{cor},T}^{\rho*}$ is L_r .

Inductive hypothesis: Suppose that the Lipschitz constant is given by (47) at time $t + 1$.

Induction: Recall the definition of the optimal coordinator lower value at time t :

$$\underline{J}_{\text{cor},t}^{\rho*}(\mu_t^\rho, \nu_t^\rho) = r_t(\mu_t^\rho, \nu_t^\rho) + \max_{\mu_{t+1}^\rho \in \mathcal{R}_{\mu,t}^\rho(\mu_t^\rho, \nu_t^\rho)} \min_{\nu_{t+1}^\rho \in \mathcal{R}_{\nu,t}^\rho(\mu_t^\rho, \nu_t^\rho)} \underline{J}_{\text{cor},t+1}^{\rho*}(\mu_{t+1}^\rho, \nu_{t+1}^\rho),$$

where the second term takes the form of a max-min marginal function defined in (85), where $\Gamma = \mathcal{R}_{\mu,t}^\rho$, $\Theta = \mathcal{R}_{\nu,t}^\rho$ and $g = \underline{J}_{\text{cor},t+1}^{\rho*}$, while the first term is Lipschitz continuous with Lipschitz constant L_r . Applying Lemma 11, it follows that, for all $\mu_t^\rho, \mu_t^{\rho'} \in \mathcal{P}(\mathcal{X})$ and $\nu_t^\rho, \nu_t^{\rho'} \in \mathcal{P}(\mathcal{Y})$,

$$\begin{aligned} & \left| \underline{J}_{\text{cor},t}^{\rho*}(\mu_t^\rho, \nu_t^\rho) - \underline{J}_{\text{cor},t}^{\rho*}(\mu_t^{\rho'}, \nu_t^{\rho'}) \right| \leq |r_t(\mu_t^\rho, \nu_t^\rho) - r_t(\mu_t^{\rho'}, \nu_t^{\rho'})| + \\ & \left| \max_{\mu_{t+1}^\rho \in \mathcal{R}_{\mu,t}^\rho(\mu_t^\rho, \nu_t^\rho)} \min_{\nu_{t+1}^\rho \in \mathcal{R}_{\nu,t}^\rho(\mu_t^\rho, \nu_t^\rho)} \underline{J}_{\text{cor},t+1}^{\rho*}(\mu_{t+1}^\rho, \nu_{t+1}^\rho) - \max_{\mu_{t+1}^{\rho'} \in \mathcal{R}_{\mu,t}^{\rho'}(\mu_t^{\rho'}, \nu_t^{\rho'})} \min_{\nu_{t+1}^{\rho'} \in \mathcal{R}_{\nu,t}^{\rho'}(\mu_t^{\rho'}, \nu_t^{\rho'})} \underline{J}_{\text{cor},t+1}^{\rho*}(\mu_{t+1}^{\rho'}, \nu_{t+1}^{\rho'}) \right| \\ & \leq \left(L_r + (L_{\mathcal{R}_{\mu,t}^\rho} + L_{\mathcal{R}_{\nu,t}^\rho}) L_r \left(1 + \sum_{k=t+1}^{T-1} \prod_{\tau=t+1}^k (L_{\mathcal{R}_{\mu,\tau}^\rho} + L_{\mathcal{R}_{\nu,\tau}^\rho}) \right) \right) (d_{\text{TV}}(\mu_t^\rho, \mu_t^{\rho'}) + d_{\text{TV}}(\nu_t^\rho, \nu_t^{\rho'})) \\ & = \left(L_r \left(1 + (L_{\mathcal{R}_{\mu,t}^\rho} + L_{\mathcal{R}_{\nu,t}^\rho}) + \sum_{k=t+1}^{T-1} (L_{\mathcal{R}_{\mu,t}^\rho} + L_{\mathcal{R}_{\nu,t}^\rho}) \prod_{\tau=t+1}^k (L_{\mathcal{R}_{\mu,\tau}^\rho} + L_{\mathcal{R}_{\nu,\tau}^\rho}) \right) \right) (d_{\text{TV}}(\mu_t^\rho, \mu_t^{\rho'}) + d_{\text{TV}}(\nu_t^\rho, \nu_t^{\rho'})) \\ & = \left(L_r \left(1 + (L_{\mathcal{R}_{\mu,t}^\rho} + L_{\mathcal{R}_{\nu,t}^\rho}) + \sum_{k=t+1}^{T-1} \prod_{\tau=t}^k (L_{\mathcal{R}_{\mu,\tau}^\rho} + L_{\mathcal{R}_{\nu,\tau}^\rho}) \right) \right) (d_{\text{TV}}(\mu_t^\rho, \mu_t^{\rho'}) + d_{\text{TV}}(\nu_t^\rho, \nu_t^{\rho'})) \\ & = \left(L_r \left(1 + \sum_{k=t}^{T-1} \prod_{\tau=t}^k (L_{\mathcal{R}_{\mu,\tau}^\rho} + L_{\mathcal{R}_{\nu,\tau}^\rho}) \right) \right) (d_{\text{TV}}(\mu_t^\rho, \mu_t^{\rho'}) + d_{\text{TV}}(\nu_t^\rho, \nu_t^{\rho'})), \end{aligned}$$

which completes the induction. \square

Appendix D Proof of Existence of Game Values

We first examine the convexity of the reachability correspondences.

Definition 12 ([Kuroiwa, 1996]). Let \mathcal{X} , \mathcal{Y} and \mathcal{Z} be convex sets. The correspondence $\Gamma : \mathcal{X} \times \mathcal{Y} \rightsquigarrow \mathcal{Z}$ is convex with respect to \mathcal{X} if, for all $x_1, x_2 \in \mathcal{X}$, $y \in \mathcal{Y}$, $z_1 \in \Gamma(x_1, y)$, $z_2 \in \Gamma(x_2, y)$, and $\lambda \in (0, 1)$, there exists $z \in \Gamma(\lambda x_1 + (1 - \lambda)x_2, y)$ such that

$$z = \lambda z_1 + (1 - \lambda) z_2.$$

Remark 6. The above definition of convexity is equivalent to the following set inclusion

$$\Gamma(\lambda x_1 + (1 - \lambda)x_2, y) \supseteq \lambda \Gamma(x_1, y) + (1 - \lambda) \Gamma(x_2, y), \quad (95)$$

for all $\lambda \in (0, 1)$, $x_1, x_2 \in \mathcal{X}$ and $y \in \mathcal{Y}$, where the Minkowski sum is defined as

$$\lambda \Gamma(x_1, y) + (1 - \lambda) \Gamma(x_2, y) = \{z | z = \lambda z_1 + (1 - \lambda) z_2 \text{ where } z_1 \in \Gamma(x_1, y), z_2 \in \Gamma(x_2, y)\}.$$

Definition 13. The correspondence $\Gamma : \mathcal{X} \times \mathcal{Y} \rightsquigarrow \mathcal{Z}$ is constant with respect to \mathcal{Y} if

$$\Gamma(x, y_1) = \Gamma(x, y_2) \quad \forall x \in \mathcal{X}, \forall y_1, y_2 \in \mathcal{Y}. \quad (96)$$

We have the following concave-convex result for a max-min marginal function defined in (85).

Lemma 14. Consider two compact-valued correspondences $\Gamma : \mathcal{X} \times \mathcal{Y} \rightsquigarrow \mathcal{X}$ and $\Theta : \mathcal{X} \times \mathcal{Y} \rightsquigarrow \mathcal{Y}$. Let Γ be convex with respect to \mathcal{X} and constant with respect to \mathcal{Y} , and let Θ be constant with respect to \mathcal{X} and convex with respect to \mathcal{Y} . Let $g : \mathcal{X} \times \mathcal{Y} \rightarrow \mathbb{R}$ be concave-convex. Then, the max-min marginal function $f(x, y) = \max_{p \in \Gamma(x, y)} \min_{q \in \Theta(x, y)} g(p, q)$ is also concave-convex.

Proof. Fix $y \in \mathcal{Y}$, and consider $x_1, x_2 \in \mathcal{X}$ and $\lambda \in (0, 1)$. Denote $x = \lambda x_1 + (1 - \lambda)x_2$. It follows that

$$\begin{aligned} f(\lambda x_1 + (1 - \lambda)x_2, y) &= \max_{p \in \Gamma(\lambda x_1 + (1 - \lambda)x_2, y)} \min_{q \in \Theta(\lambda x_1 + (1 - \lambda)x_2, y)} g(p, q) \\ &\stackrel{(i)}{\geq} \max_{p \in \lambda \Gamma(x_1, y) + (1 - \lambda) \Gamma(x_2, y)} \min_{q \in \Theta(x, y)} g(p, q) \\ &= \max_{\substack{p_1 \in \Gamma(x_1, y) \\ p_2 \in \Gamma(x_2, y)}} \min_{q \in \Theta(x, y)} g(\lambda p_1 + (1 - \lambda)p_2, q) \end{aligned}$$

$$\begin{aligned}
&\stackrel{(ii)}{\geq} \max_{\substack{p_1 \in \Gamma(x_1, y) \\ p_2 \in \Gamma(x_2, y)}} \min_{q \in \Theta(x, y)} (\lambda g(p_1, q) + (1 - \lambda)g(p_2, q)) \\
&\stackrel{(iii)}{\geq} \max_{\substack{p_1 \in \Gamma(x_1, y) \\ p_2 \in \Gamma(x_2, y)}} \left(\underbrace{\min_{q_1 \in \Theta(x, y)} \lambda g(p_1, q_1)}_{A(p_1)} + \underbrace{\min_{q_2 \in \Theta(x, y)} (1 - \lambda)g(p_2, q_2)}_{B(p_2)} \right) \\
&= \lambda \max_{p_1 \in \Gamma(x_1, y)} \min_{q_1 \in \Theta(x, y)} g(p_1, q_1) + (1 - \lambda) \max_{p_2 \in \Gamma(x_2, y)} \min_{q_2 \in \Theta(x, y)} g(p_2, q_2) \\
&\stackrel{(iv)}{=} \lambda \max_{p_1 \in \Gamma(x_1, y)} \min_{q_1 \in \Theta(x_1, y)} g(p_1, q_1) + (1 - \lambda) \max_{p_2 \in \Gamma(x_2, y)} \min_{q_2 \in \Theta(x_2, y)} g(p_2, q_2) \\
&= \lambda f(x_1, y) + (1 - \lambda)f(x_2, y),
\end{aligned}$$

where inequality (i) holds from restricting the maximization domain using the convexity of Γ in (95); inequality (ii) holds from the assumption that g is concave with respect to its p -argument; inequality (iii) is the result of distributing the minimization; equality (iv) is due to Θ being constant with respect to \mathcal{X} . The above result implies the concavity of f with respect to its x -argument.

Fix $x \in \mathcal{X}$, and let $y_1, y_2 \in \mathcal{Y}$ and $\lambda \in (0, 1)$. Denote $y = \lambda y_1 + (1 - \lambda)y_2$. Then,

$$\begin{aligned}
f(x, \lambda y_1 + (1 - \lambda)y_2) &= \max_{p \in \Gamma(x, \lambda y_1 + (1 - \lambda)y_2)} \min_{q \in \Theta(x, \lambda y_1 + (1 - \lambda)y_2)} g(p, q) \\
&\leq \max_{p \in \Gamma(x, y)} \min_{\substack{q_1 \in \Theta(x, y_1) \\ q_2 \in \Theta(x, y_2)}} g(p, \lambda q_1 + (1 - \lambda)q_2) \\
&\leq \max_{p \in \Gamma(x, y)} \min_{\substack{q_1 \in \Theta(x, y_1) \\ q_2 \in \Theta(x, y_2)}} (\lambda g(p, q_1) + (1 - \lambda)g(p, q_2)) \\
&\leq \lambda \max_{p_1 \in \Gamma(x, y_1)} \min_{q_1 \in \Theta(x, y_1)} g(p_1, q_1) + (1 - \lambda) \max_{p_2 \in \Gamma(x, y_2)} \min_{q_2 \in \Theta(x, y_2)} g(p_2, q_2) \\
&= \lambda \max_{p_1 \in \Gamma(x, y_1)} \min_{q_1 \in \Theta(x, y_1)} g(p_1, q_1) + (1 - \lambda) \max_{p_2 \in \Gamma(x, y_2)} \min_{q_2 \in \Theta(x, y_2)} g(p_2, q_2) \\
&= \lambda f(x, y_1) + (1 - \lambda)f(x, y_2),
\end{aligned}$$

which implies that f is convex with respect to its y -argument. \square

Recall the definition of independent dynamics:

Definition 10. We say that the weakly-coupled dynamics are independent if the following holds for all $\mu_t \in \mathcal{P}(\mathcal{X})$ and $\nu_t \in \mathcal{P}(\mathcal{Y})$

$$\begin{aligned}
f_t^\rho(x_{t+1}|x_t, u_t, \mu_t, \nu_t) &= \bar{f}_t(x_{t+1}|x_t, u_t), \\
g_t^\rho(y_{t+1}|y_t, v_t, \mu_t, \nu_t) &= \bar{g}_t(y_{t+1}|y_t, v_t),
\end{aligned} \tag{48}$$

for some transition kernels \bar{f}_t and \bar{g}_t .

The following lemma shows the convexity of the reachability correspondences $\mathcal{R}_{\mu, t}^\rho$ and $\mathcal{R}_{\nu, t}^\rho$ under independent dynamics.

Lemma 15. Under the independent dynamics in Definition 10, the reachability correspondences satisfy

$$\mathcal{R}_{\mu, t}^\rho(\mu_t, \nu_t) = \mathcal{R}_{\mu, t}^\rho(\mu_t, \nu'_t), \quad \forall \mu_t \in \mathcal{P}(\mathcal{X}), \quad \forall \nu_t, \nu'_t \in \mathcal{P}(\mathcal{Y}), \tag{97a}$$

$$\mathcal{R}_{\nu, t}^\rho(\mu_t, \nu_t) = \mathcal{R}_{\nu, t}^\rho(\mu'_t, \nu_t), \quad \forall \mu_t, \mu'_t \in \mathcal{P}(\mathcal{X}), \quad \forall \nu_t \in \mathcal{P}(\mathcal{Y}). \tag{97b}$$

Furthermore, for all $\lambda \in [0, 1]$,

$$\mathcal{R}_{\mu, t}^\rho(\lambda \mu_t + (1 - \lambda)\mu'_t, \nu_t) = \lambda \mathcal{R}_{\mu, t}^\rho(\mu_t, \nu_t) + (1 - \lambda) \mathcal{R}_{\mu, t}^\rho(\mu'_t, \nu_t), \quad \forall \mu_t, \mu'_t \in \mathcal{P}(\mathcal{X}), \quad \forall \nu_t \in \mathcal{P}(\mathcal{Y}), \tag{98a}$$

$$\mathcal{R}_{\nu, t}^\rho(\mu_t, \lambda \nu_t + (1 - \lambda)\nu'_t) = \lambda \mathcal{R}_{\nu, t}^\rho(\mu_t, \nu_t) + (1 - \lambda) \mathcal{R}_{\nu, t}^\rho(\mu_t, \nu'_t), \quad \forall \mu_t \in \mathcal{P}(\mathcal{X}), \quad \forall \nu_t, \nu'_t \in \mathcal{P}(\mathcal{Y}). \tag{98b}$$

Proof. Due to symmetry, we only prove the results for the Blue reachability correspondence. The results for the Red team can be obtained through a similar argument.

Consider an arbitrary pair of distributions $\mu_t \in \mathcal{P}(\mathcal{X})$ and $\nu_t \in \mathcal{P}(\mathcal{Y})$. If $\mu_{t+1} \in \mathcal{R}_{\mu,t}^\rho(\mu_t, \nu_t)$ under the independent dynamics in (48), there exists a local policy $\pi_t \in \Pi_t$ such that

$$\mu_{t+1}(x') = \sum_{x \in \mathcal{X}} \left[\sum_{u \in \mathcal{U}} \bar{f}_t(x'|x, u) \pi_t(u|x) \right] \mu_t(x),$$

which is independent of ν_t . Consequently,

$$\mathcal{R}_{\mu,t}^\rho(\mu_t, \nu_t) = \mathcal{R}_{\mu,t}^\rho(\mu_t, \nu'_t), \quad \forall \mu_t \in \mathcal{P}(\mathcal{X}) \text{ and } \forall \nu_t, \nu'_t \in \mathcal{P}(\mathcal{Y}).$$

Next, we prove the property in (98a). For the \subseteq direction, consider two Blue mean-fields $\mu_t, \mu'_t \in \mathcal{P}(\mathcal{X})$ and a Red mean-field $\nu_t \in \mathcal{P}(\mathcal{Y})$. Let $\bar{\mu}_{t+1} \in \mathcal{R}_{\mu,t}^\rho(\lambda\mu_t + (1-\lambda)\mu'_t, \nu_t)$. From the definition of the reachable set, there exists a local policy $\pi_t \in \Pi_t$ such that

$$\begin{aligned} \bar{\mu}_{t+1}(x') &= \sum_{x \in \mathcal{X}} \left[\sum_{u \in \mathcal{U}} \bar{f}_t(x'|x, u) \pi_t(u|x) \right] (\lambda\mu_t(x) + (1-\lambda)\mu'_t(x)) \\ &= \underbrace{\lambda \sum_{x \in \mathcal{X}} \left[\sum_{u \in \mathcal{U}} \bar{f}_t(x'|x, u) \pi_t(u|x) \right] \mu_t(x)}_{\mu_{t+1}(x')} + \underbrace{(1-\lambda) \sum_{x \in \mathcal{X}} \left[\sum_{u \in \mathcal{U}} \bar{f}_t(x'|x, u) \pi_t(u|x) \right] \mu'_t(x)}_{\mu'_{t+1}(x')}, \end{aligned}$$

where $\mu_{t+1} \in \mathcal{R}_{\mu,t}^\rho(\mu_t, \nu_t)$ and $\mu'_{t+1} \in \mathcal{R}_{\mu,t}^\rho(\mu'_t, \nu_t)$. Hence, we have

$$\mathcal{R}_{\mu,t}^\rho(\lambda\mu_t + (1-\lambda)\mu'_t, \nu_t) \subseteq \lambda\mathcal{R}_{\mu,t}^\rho(\mu_t, \nu_t) + (1-\lambda)\mathcal{R}_{\mu,t}^\rho(\mu'_t, \nu_t).$$

Let now $\bar{\mu}_{t+1} = \lambda\mu_{t+1} + (1-\lambda)\mu'_{t+1}$, where $\mu_{t+1} \in \mathcal{R}_{\mu,t}^\rho(\mu_t, \nu_t)$ and $\mu'_{t+1} \in \mathcal{R}_{\mu,t}^\rho(\mu'_t, \nu_t)$. Further, define $\bar{\mu}_t = \lambda\mu_t + (1-\lambda)\mu'_t$. From the definition of the reachable set, there exists local policies π_t and π'_t such that

$$\begin{aligned} \bar{\mu}_{t+1} &= \lambda \sum_{x \in \mathcal{X}} \left[\sum_{u \in \mathcal{U}} \bar{f}_t(x'|x, u) \pi_t(u|x) \right] \mu_t(x) + (1-\lambda) \sum_{x \in \mathcal{X}} \sum_{u \in \mathcal{U}} \bar{f}_t(x'|x, u) \pi'_t(u|x) \mu'_t(x) \\ &= \sum_{x \in \mathcal{X}} \sum_{u \in \mathcal{U}} \bar{f}_t(x'|x, u) \left[\lambda \pi_t(u|x) \mu_t(x) + (1-\lambda) \pi'_t(u|x) \mu'_t(x) \right] \\ &= \sum_{x \in \mathcal{X}} \sum_{u \in \mathcal{U}} \mathbb{1}_{\bar{\mu}_t(x) > 0} \bar{f}_t(x'|x, u) \left[\lambda \pi_t(u|x) \mu_t(x) + (1-\lambda) \pi'_t(u|x) \mu'_t(x) \right] \\ &\quad + \sum_{x \in \mathcal{X}} \sum_{u \in \mathcal{U}} \mathbb{1}_{\bar{\mu}_t(x) = 0} \bar{f}_t(x'|x, u) \underbrace{\left[\lambda \pi_t(u|x) \mu_t(x) + (1-\lambda) \pi'_t(u|x) \mu'_t(x) \right]}_{=0} \\ &= \sum_{x \in \mathcal{X}} \sum_{u \in \mathcal{U}} \mathbb{1}_{\bar{\mu}_t(x) > 0} \bar{f}_t(x'|x, u) \frac{\lambda \pi_t(u|x) \mu_t(x) + (1-\lambda) \pi'_t(u|x) \mu'_t(x)}{\bar{\mu}_t(x)} \bar{\mu}_t(x) \\ &\quad + \sum_{x \in \mathcal{X}} \sum_{u \in \mathcal{U}} \mathbb{1}_{\bar{\mu}_t(x) = 0} \bar{f}_t(x'|x, u) \underbrace{\left[\lambda \pi_t(u|x) + (1-\lambda) \pi'_t(u|x) \right] \bar{\mu}_t(x)}_{=0} \\ &= \sum_{x \in \mathcal{X}} \left[\sum_{u \in \mathcal{U}} \bar{f}_t(x'|x, u) \bar{\pi}_t(u|x) \right] \bar{\mu}_t(x), \end{aligned}$$

where the “averaged” local policy $\bar{\pi}_t$ is given by

$$\bar{\pi}_t(u|x) = \mathbb{1}_{\bar{\mu}_t(x) > 0} \frac{\lambda \pi_t(u|x) \mu_t(x) + (1-\lambda) \pi'_t(u|x) \mu'_t(x)}{\lambda \mu_t(x) + (1-\lambda) \mu'_t(x)} + \mathbb{1}_{\bar{\mu}_t(x) = 0} \left(\lambda \pi_t(u|x) + (1-\lambda) \pi'_t(u|x) \right).$$

Consequently, we have

$$\bar{\mu}_{t+1} \in \mathcal{R}_{\mu,t}^\rho(\lambda\mu_t + (1-\lambda)\mu'_t, \nu_t).$$

Hence,

$$\mathcal{R}_{\mu,t}^\rho(\lambda\mu_t + (1-\lambda)\mu'_t, \nu_t) \supseteq \lambda\mathcal{R}_{\mu,t}^\rho(\mu_t, \nu_t) + (1-\lambda)\mathcal{R}_{\mu,t}^\rho(\mu'_t, \nu_t).$$

¹⁴Since the condition $\bar{\mu}_t(x) = 0$ together with $\lambda \in (0, 1)$ implies that $\mu_t(x) = 0$ and $\mu'_t(x) = 0$.

□

Theorem 3. Suppose the reward function r_t^ρ is concave-convex for all $t \in [T]$ and the system dynamics is independent. Then, the game value exists.

Proof. The game value at time T is directly the mean-field reward, which is assumed to be concave-convex. Hence, one can provide an inductive proof leveraging Lemma 14 and Lemma 15 to show that both the lower and upper game values are concave-convex at each time step. Note that the lower game value in (42) has the form of a max-min marginal function. Finally, as the reachable sets are compact and convex, one can apply the minimax theorem [Owen, 2013], which guarantees that the max-min optimal value is the same as the min-max optimal value, and thus ensures the existence of the game value. □

Appendix E Policy Extraction from Reachability Set

In Section 5.1, we changed the optimization domain from the policy space to the reachability set and obtained the optimal next-to-go mean-field. We now address the natural question regarding the construction of the coordination strategy that achieve the desired next-to-go mean-field.

We consider the following general policy extraction problem.

Problem 1. Given a desired next-to-go Blue mean-field $\mu_{t+1}^\rho \in \mathcal{R}_{\mu,t}^\rho(\mu_t^\rho, \nu_t^\rho)$, find the local policy $\pi_t \in \Pi_t$ such that

$$\mu_{t+1}^\rho = \mu_t^\rho F^\rho(\mu_t^\rho, \nu_t^\rho, \pi_t).$$

From the convex hull characterization of the reachability set (see Proposition 3), we have that the mean-field $\mu_{t+1}^\rho \in \mathcal{R}_{\mu,t}^\rho(\mu_t^\rho, \nu_t^\rho)$ can be written as

$$\mu_{t+1}^\rho = \sum_k \lambda^k \mu_t^\rho F_t^\rho(\mu_t^\rho, \nu_t^\rho, \hat{\pi}_t^k),$$

where $\lambda^k \geq 0$ and $\sum_k \lambda^k = 1$, and $\{\hat{\pi}_t^k\}_k$ are the pure local policies (see Definition 11).

Since μ_t^ρ , ν_t^ρ and $\{\hat{\pi}_t^k\}$ are all known variables at time t , the vector-form coefficients λ can be found by solving the following linear feasibility problem:

$$M_t \lambda = \mu_{t+1}^\rho, \quad \text{s.t. } \lambda \geq 0 \text{ and } \sum_k \lambda^k = 1, \quad (99)$$

where the matrix $M_t \in \mathbb{R}^{|\mathcal{X}| \times |\hat{\Pi}_t|}$ has $\mu_t^\rho F_t^\rho(\mu_t^\rho, \nu_t^\rho, \hat{\pi}_t^k)$ as its columns. Again, the feasibility of (99) is guaranteed due to the construction of the reachable set.

From the linearity of the mean-field dynamics in (93), we have that the local policy $\pi_t = \sum_k \lambda^k \hat{\pi}_t^k$ achieves the desired next-to-go mean-field. Specifically,

$$\mu_{t+1}^\rho = \mu_t^\rho F^\rho(\mu_t^\rho, \nu_t^\rho, \pi_t) = \sum_k \lambda^k \mu_t^\rho F_t^\rho(\mu_t^\rho, \nu_t^\rho, \hat{\pi}_t^k).$$

The Blue coordination strategy can then be constructed to select the local Blue policy solved from (99) to achieve the optimal next-to-go Blue mean-field.

References

- Aicardi, M., Davoli, F., and Minciardi, R. (1987). Decentralized optimal control of Markov chains with a common past information set. *IEEE Transactions on Automatic Control*, 32(11):1028–1031.
- Arabneydi, J. and Mahajan, A. (2014). Team optimal control of coupled subsystems with mean-field sharing. In *53rd IEEE Conference on Decision and Control*, pages 1669–1674.
- Arabneydi, J. and Mahajan, A. (2015). Team-optimal solution of finite number of mean-field coupled LQG subsystems. In *54th IEEE Conference on Decision and Control*, pages 5308–5313, Osaka, Japan, Dec. 15–18, 2015.
- Bernstein, D. S., Givan, R., Immerman, N., and Zilberstein, S. (2002). The complexity of decentralized control of Markov decision processes. *Mathematics of Operations Research*, 27(4):819–840.
- Bertsekas, D. and Tsitsiklis, J. N. (1996). *Neuro-dynamic Programming*. Athena Scientific.
- Chung, K. L. (2001). *A Course in Probability Theory*. Academic press.

- Cui, K. and Koepl, H. (2021). Approximately solving mean field games via entropy-regularized deep reinforcement learning. In *International Conference on Artificial Intelligence and Statistics*, pages 1909–1917. PMLR.
- Elliott, R. J. and Kalton, N. J. (1972). *The Existence of Value in Differential Games*, volume 126. American Mathematical Soc.
- Freeman, R. and Kokotovic, P. V. (2008). *Robust Nonlinear Control Design: State-space and Lyapunov Techniques*. Springer Science & Business Media.
- Gibbons, R., Roberts, J., et al. (2013). *The Handbook of Organizational Economics*. Princeton University Press Princeton, NJ.
- Guan, Y., Pan, L., Shishika, D., and Tsiotras, P. (2023). On the adversarial convex body chasing problem. In *2023 American Control Conference*, pages 435–440.
- Guan, Y., Zhou, M., Pakniyat, A., and Tsiotras, P. (2022). Shaping large population agent behaviors through entropy-regularized mean-field games. In *2022 American Control Conference (ACC)*, pages 4429–4435. IEEE.
- Ho, Y.-C. (1980). Team decision theory and information structures. *Proceedings of the IEEE*, 68(6):644–654.
- Hogeboom-Burr, I. and Yüksel, S. (2023). Zero-sum games involving teams against teams: existence of equilibria, and comparison and regularity in information. *Systems & Control Letters*, 172:105454.
- Huang, M., Caines, P. E., and Malhamé, R. P. (2007). Large-population cost-coupled LQG problems with nonuniform agents: individual-mass behavior and decentralized ϵ -Nash equilibria. *IEEE Transactions on Automatic Control*, 52(9):1560–1571.
- Huang, M., Malhamé, R. P., and Caines, P. E. (2006). Large population stochastic dynamic games: closed-loop McKean-Vlasov systems and the nash certainty equivalence principle. *Communications in Information & Systems*, 6(3):221–252.
- Kartik, D., Nayyar, A., and Mitra, U. (2021). Common information belief based dynamic programs for stochastic zero-sum games with competing teams. *arXiv preprint arXiv:2102.05838*.
- Kuroiwa, D. (1996). Convexity for set-valued maps. *Applied Mathematics Letters*, 9(2):97–101.
- Lagoudakis, M. G. and Parr, R. (2002). Learning in zero-sum team Markov games using factored value functions. *Advances in Neural Information Processing Systems*, 15.
- Lasry, J.-M. and Lions, P.-L. (2007). Mean field games. *Japanese Journal of Mathematics*, 2(1):229–260.
- Laurière, M., Perrin, S., Geist, M., and Pietquin, O. (2022). Learning mean field games: A survey. *arXiv preprint arXiv:2205.12944*.
- Li, J., Tinka, A., Kiesel, S., Durham, J. W., Kumar, T. S., and Koenig, S. (2021). Lifelong multi-agent path finding in large-scale warehouses. In *Proceedings of the AAAI Conference on Artificial Intelligence*, volume 35, pages 11272–11281.
- Mahajan, A. (2011). Optimal decentralized control of coupled subsystems with control sharing. In *50th IEEE Conference on Decision and Control and European Control Conference*, pages 5726–5731, Orlando, FL, Dec. 12–15, 2011.
- Mahajan, A., Martins, N. C., Rotkowitz, M. C., and Yüksel, S. (2012). Information structures in optimal decentralized control. In *51st IEEE Conference on Decision and Control*, pages 1291–1306, Maui, HW, Dec. 10–13, 2012. IEEE.
- Mahajan, A. and Nayyar, A. (2015). Sufficient statistics for linear control strategies in decentralized systems with partial history sharing. *IEEE Transactions on Automatic Control*, 60(8):2046–2056.
- Marschak, J. (1955). Elements for a theory of teams. *Management Science*, 1(2):127–137.
- Nayyar, A., Mahajan, A., and Teneketzis, D. (2013). Decentralized stochastic control with partial history sharing: A common information approach. *IEEE Transactions on Automatic Control*, 58(7):1644–1658.
- Olfati-Saber, R., Franco, E., Frazzoli, E., and Shamma, J. S. (2006). Belief consensus and distributed hypothesis testing in sensor networks. In *Networked Embedded Sensing and Control*, pages 169–182. Springer.
- Owen, G. (2013). *Game Theory*. Emerald Group Publishing.
- Papadimitriou, C. H. and Tsitsiklis, J. N. (1985). Intractable problems in control theory. In *24th IEEE Conference on Decision and Control*, pages 1099–1103, Fort Lauderdale, FL, Dec. 11–13, 1985.
- Radner, R. (1962). Team decision problems. *The Annals of Mathematical Statistics*, 33(3):857–881.
- Sanjari, S., Saldi, N., and Yüksel, S. (2023). Nash equilibria for exchangeable team against team games and their mean field limit. In *2023 American Control Conference*, pages 1104–1109. IEEE.

- Shishika, D., Guan, Y., Dorothy, M., and Kumar, V. (2022). Dynamic defender-attacker Blotto game. In *American Control Conference*, pages 4422–4428, Atlanta, GA, June 8–10, 2022. IEEE.
- Tian, Y., Liu, K., Ok, K., Tran, L., Allen, D., Roy, N., and How, J. P. (2020). Search and rescue under the forest canopy using multiple UAVs. *The International Journal of Robotics Research*, 39(10-11):1201–1221.
- Tyler, J., Arnold, R., Abruzzo, B., and Korpela, C. (2020). Autonomous teammates for squad tactics. In *International Conference on Unmanned Aircraft Systems*, pages 1667–1672, Athens, Greece, Sept. 1–4, 2020.
- Witsenhausen, H. S. (1971). Separation of estimation and control for discrete-time systems. *Proceedings of the IEEE*, 59(11):1557–1566.
- Yüksel, S. (2009). Stochastic nestedness and the belief sharing information pattern. *IEEE Transactions on Automatic Control*, 54(12):2773–2786.
- Zazo, S., Macua, S. V., Sánchez-Fernández, M., and Zazo, J. (2016). Dynamic potential games with constraints: Fundamentals and applications in communications. *IEEE Transactions on Signal Processing*, 64(14):3806–3821.