

Evolution of the number and temperature of the remaining cold atoms in CW-laser photoionization of laser-cooled ^{87}Rb atoms

Fei Wang^{1,a}, Feng-Dong Jia^{2,a,*}, Wei-Chen Liang², Xiao-Kang Li², Yu-Han Wang²,
Jing-Yu Qian², Dian-Cheng Zhang³, Yong Wu⁴, Jian-Guo Wang⁴, Rong-Hua Lu⁵,
Xiang-Yuan Xu⁶, Ya-Ping Ruan^{7,†}, Ping Xue^{1,‡} and Zhi-Ping Zhong^{2,§}

¹State Key Laboratory of Low-Dimensional Quantum Physics,

Department of Physics, Tsinghua University, Beijing 100084, China

²School of Physical Sciences, University of Chinese Academy of Sciences, Beijing 100049, China

³Department of physics, Beijing Normal University, Beijing 100875, China

⁴Institute of Applied Physics and Computational Mathematics, Beijing 100088, China

⁵Shanghai Institute of Optics and Fine Mechanics (SIOM),

Chinese Academy of Sciences (CAS), Shanghai 201800, China

⁶Department of Physics, Capital Normal University, Beijing 100037, China and

⁷National Laboratory of Solid State Microstructures,

College of Engineering and Applied Sciences, Nanjing University, Nanjing 210093, China

(Dated: March 22, 2023)

Based on the Rb^+ -Rb hybrid trap, we investigate the effect of ion-atom elastic collisions on the number and temperature of the remaining atoms. We measured the remaining atomic number and temperature as a function of the wavelength and intensity of the ionization laser, and whether the ion trap was turned on. Fittings with a single exponential decay function plus an offset to the number and radius of the remaining atoms are found to be in good agreement. We found a difference in the exponential factor of different wavelengths of ionization laser with the ion trap on or off. We suppose that the presence of electrons affects ion-atom collisions through disorder-induced heating. Our research contributes to a better understanding of how ultracold neutral plasma evolves, particularly the subsequent kinetics of atomic processes, which also serves as a useful reference for high-energy-density plasma.

PACS numbers: 34.50.Cx,34.80.Dp,34.90.+q,52.20.Hv,52.27.Gr

I. INTRODUCTION

Photoionization is an important process in many fields of science, such as atomic and molecular physics, astrophysics, plasma physics, and atmospheric science. The mixture of electrons, ions, and neutral particles created by photoionizing atoms or neutral molecules provides a powerful tool for understanding the structure and dynamics of complex physical systems, e.g., the collisions in the mixture. Laser-cooled atoms offer great opportunities for studies of precise spectroscopic measurements, quantum coherent phenomena, and low-energy collisions with the neutral atoms due to the significant mitigating of the Doppler broadening effect, and low collision rate.

Atom-trap-based techniques have been widely used to measure the absolute cross-section for collisional processes and photoionization processes in a magneto-optical trap (MOT), such as pioneering work in electron collisional processes [1, 2] and photoionization process[3]. This is because collisions typically involve a change in the kinetic energies, velocities, and/or chemical structure of the collision partners, as well as trap loss; a photoionization process also results in trap loss. Ruan

et al.[4] discovered cold ion-atom collisions heat the remaining atoms by extending the trap-loss measurement to measure both the temperature and number of remaining atoms in the two-step CW-laser photoionization of a laser-cooled ^{87}Rb cloud in a standard vapor-loaded MOT with a glass chamber. Furthermore, ultracold-neutral plasmas (UNPs) can be created by pulsed photoionization of laser-cooled atoms near the ionization threshold[5]. UNP is an effective high-energy-density plasma (HEDP) simulator because they overlap in the strongly-coupled region and have similar coupling parameter Γ and screening length κ [6–8]. Collisions are crucial in the evolution of a UNP. However, up to now, only electron-ion collisions are considered in the study of ultracold neutral plasmas, and interactions of the charged particles with the neutral atoms are neglected since Killian *et al.*[5] believe that the mean free path for neutral-charged particle collisions is much larger than the sample size (typically on the order of 0.5 mm)[5]. This was verified in electron-atom collisions based on the calculations for elastic scattering of slow electrons from noble gases (~ 38 a.u. at 1 K)[9]; however, ion-neutral collisions dominated by long-range interactions between atoms and ions by a factor of C_4/r^{-4} [10–13]. Here C_4 is the leading long-range induction coefficient and r is the internuclear distance. As a result, large elastic scattering cross-sections ($\sim 10^6$ a.u. at 1 mK)[10, 14] are expected, allowing for strong ion-atom interactions.

Owing to the advantages of laser trapping, cooling,

* ^aThese authors have contributed equally to this work.

† ruanyaping@nju.edu.cn

‡ xuep@tsinghua.edu.cn

§ zpzhong@ucas.ac.cn

and ion-trapping techniques, cold hybrid ion-atom systems have emerged over the past 20 years, paving the way for the study of ion-atom collisions in the quantum regime. The hybrid system provides highly controllable quantum systems with tunable ion-atom long-range interactions, and the theoretical and experimental progress has been well summarized by the most recent review[10]. Due to the ion-atom large elastic scattering cross-section, a wide range of exciting experiments have been proposed, such as reaching ultra-low temperatures with sympathetic cooling, ultracold charge transport, new many-body bound states, and strongly coupled polaritons, quantum information processing, and quantum simulations, etc.[12, 13, 15] The majority of these studies rely on interactions mediated by elastic ion-atom collisions, but little is known about the subsequent kinetics of ion-atom collision processes[16].

In the two-step CW-laser photoionization, these ion-atom collisions might be reactive, inelastic, or elastic. In this study, we investigate how the elastic processes develop and influence the number and temperature of the remaining atoms. The present work is an in-depth discussion of Ruan *et al.*[4]. Using atomic absorption imaging techniques and adjusting the system parameters, we measured the change in the number and temperature of the remaining atoms as a function of system parameters during the two-step CW-laser photoionization of the laser-cooled ^{87}Rb atoms in the ion-neutral hybrid trap. The system parameters include the wavelength and intensity of the ionization light, and whether the ion trap is turned on. These in-depth studies of ion-atom cold collisions contribute to a deep understanding of UNPs evolution, the physics of strongly correlated many-body systems, quantum simulations, etc.

II. METHOD

The detailed description of our ion-neutral hybrid trap for rubidium atoms can be found in our previous study[17]. This trap consists of an Rb standard MOT and a mass-selective linear Paul trap (LPT), which are concentrically arranged in a polyhedral flat non-magnetic stainless-steel cavity. The following steps are performed during each experimental cycle in the ion-atom hybrid trap: the MOT is loaded to a steady state, the CW ionization light is turned on for a predetermined irradiation time either the ion trap is on or off, the CW ionization light is switched off, and the trapped ions are pushed to the MCP by turning off the voltage on the end-cap ring electrode closer to the MCP. The ion time-of-flight (TOF) spectrum is recorded by an oscilloscope. In the meantime, the TOF approach is utilized to obtain the temperature of the cold atoms while atomic absorption imaging techniques are used to count the atoms and measure the radius of atomic clouds.

System parameters are listed below. The atom number and radius r_{atom} ($1/e^2$ half-waist) of the cold atomic

cloud were measured as $\sim 5 \times 10^7$, ~ 0.5 mm by absorption imaging. The first excitation laser was the MOT cooling laser with a detuning of -12 MHz from the resonant frequency of $5^2S_{1/2}, F = 2 \rightarrow 5^2P_{3/2}, F' = 3$ transition. The second excitation laser, that is, the ionization laser, was provided by another CW-diode laser with a variable wavelength in the range of $\lambda_{ion} = 450\sim 479$ nm. The radial directions x, y, and axial direction z of the ion cloud were 2.32, 2.32, and 20.20 mm, respectively[17, 18]. The trap depth of the ion trap is approximately 0.7 eV, corresponding to a maximum temperature ranging at $10^3 - 10^4$ K for the trapped Rb^+ ion.

Due to the need to fulfill the laws of energy and momentum conservation, as well as the fact that the electron mass is much smaller than the ion mass, the initial temperature of the ion is slightly higher than the atomic temperature and is around mK. The majority of the excess photon energy, i.e., the difference between the photon energy and the ionization threshold, is carried by electrons. The wavelength of the ionization laser is varied among 447, 450, 475, 476, 477, 478, 478.8, and 479 nm, corresponding to initial electron temperatures of 1438.5, 1295.2, 171.4, 128.9, 86.6, 44.4, 10.8 and 2.5 K, respectively. In the case of UNPs created by pulsed photoionizing laser-cooled atoms near the ionization threshold, the ions are then heated to several K on a time scale of approximately $\sim 10^2$ ns by disorder-induced heating (DIH)[6]. DIH is related to the spatial distribution of the charged particles during ionization[6, 7]. Thus, the ion-atom collision energy E_{col} in our experiment is roughly 10 mK-K. Ct and Dalgarno[19] obtained the expression for the elastic cross-section for ultracold atom-ion collisions as $\sigma_{ela.} \propto E_{col}^{-1/3}$. Thus the ion-atom elastic rate constant follows $K = \langle \sigma_{ela.} v \rangle \propto E_{col}^{1/6}$ ($\langle \cdot \rangle$ indicates averaging over velocities) and is proportional to the collision energy, which is nearly equal to ion temperature.

The atomic number variation with time can be fitted with a single exponential decay function plus offset according to the rate equation of the total atomic number[17, 20, 21]

$$N_{atom}(t) = Ae^{-\gamma_x t} + N_e, \gamma_x = \gamma_L + \gamma_{PI} + \gamma_{ia}. \quad (1)$$

$$\gamma_{PI} = \frac{f\sigma_{ion}}{E_{ion}} I_{PI}, f = \frac{I/I_s}{1 + 2I/I_s + (2\delta/\Gamma)^2}. \quad (2)$$

Here I_{PI} and I stand for the intensity of the ionization laser and the total cooling laser, respectively, E_{ion} for ionization laser photon energy, f for excited state fraction, and σ_{ion} for photoionization cross-section. I_s is the saturation intensity the transition $5^2S_{1/2}, F = 2 \rightarrow 5^2P_{3/2}, F' = 3$. δ is the detuning of the cooling laser frequency from resonances, which is -12MHz in the present experiment. The offset N_e represents the equilibrium number of atoms, and the exponential factor γ_x is the loss rate of the MOT atoms, including γ_L caused by collisions between cold atoms, γ_{PI} caused by photoionization

of cold atoms, and γ_{ia} caused by ion-atom collisions. It's interesting to note that this kind of analytical expression can also describe radius r_{atom} of the cold atomic cloud, as shown in Fig.1.

$$r_{atom} = Be^{-\gamma_r t} + r_e. \quad (3)$$

Here the offset r_e represents the equilibrium radius of the cold atomic cloud. The exponential factor γ_r is the reduction rate of atomic cloud radius and means the decreasing rates of the temperature of remaining atoms. The relation between atomic temperature and the radius of an atomic cloud can be expressed as $T \propto r_{atom}^2$ [22], as illustrated in Fig.2. Furthermore, our experimental results show that the exponential factors γ_x and γ_r are well linearly related when measured at various ionization laser intensities and wavelengths with the ion trap on or off, as shown in Fig.3. This is because, whereas the number of atoms in a magneto-optical trap and atomic temperature generally follow a power law [23–28].

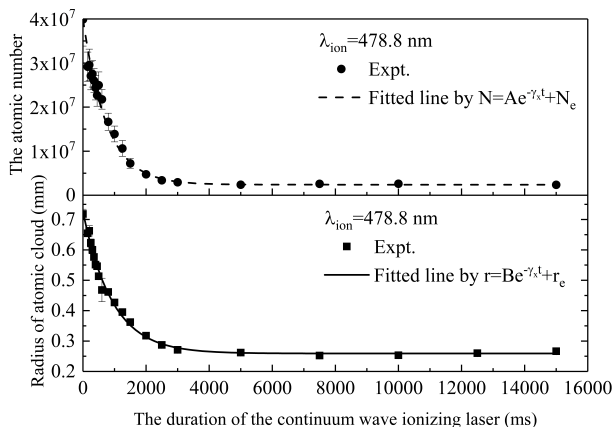


FIG. 1. The number (up) and the radius (down) of atomic cloud in the MOT as the function of the irradiation of the ionization laser in the two-step CW-laser photoionization of laser-cooled ^{87}Rb atoms in the ion-neutral hybrid trap [17]. The wavelength of the ionization laser is 478.8 nm. Time zero is the moment that the ionization laser turns on and the following graphs are so.

The experimental error in this study resulted from the following factors: the approximately 10-15% systematic error from the fluctuation of temperature and number of cold atoms, the approximately 1-5% error resulting from the deconvoluting procedure, the statistical uncertainties, the uncertainties in determining the intensity of the ionization laser, and the uncertainties in determining the frequency/wavelength of lasers. Specifically, 1 nm for $\lambda_{ion} = 447$ and 450 nm, 600 MHz for $\lambda_{ion} = 475$ -479 nm.

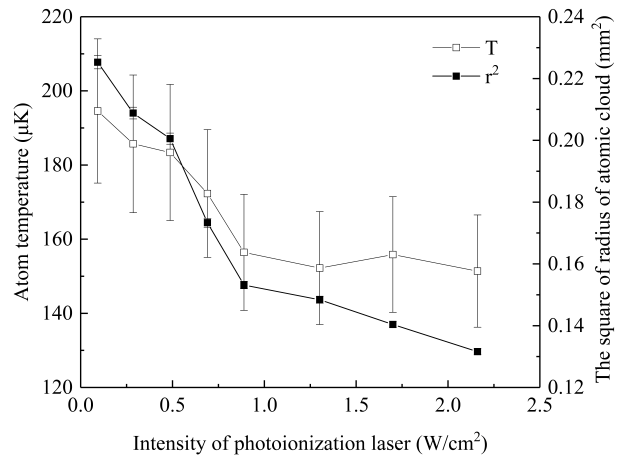


FIG. 2. Comparison of the cold atom temperature measured by the time-of-flight method and the square of the radius of the cold atomic cloud measured by atomic absorption imaging techniques. Measurements are performed in the two-step CW-laser photoionization of laser-cooled ^{87}Rb atoms in ion-neutral hybrid trap[17].

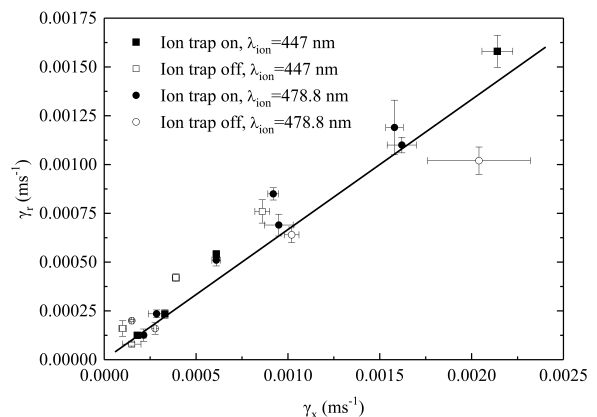


FIG. 3. γ_r as a function of γ_x measured at different intensities and wavelengths of the ionization laser with the ion trap on or off.

III. RESULT

We investigate how the ion-atom elastic collision and the presence of electrons affect the number and temperature of the remaining atoms. We first discuss the exponential factors γ_x and γ_r that inscribe the rate of evolution of the atomic number and temperature, respectively. We performed these experiments as the function of the irradiation period of the ionization laser in the Rb^+ - Rb hybrid trap, and the wavelength of the ionization laser is 447 nm or 478.8 nm with the ion trap on or off. Next, we survey the variation of atomic number and temperature

with the intensity of the ionization laser in the case that the irradiation period of the ionization laser was set as 4 s, with the ion trap on or off, and the wavelength of the ionization laser was varied as 450, 475, 476, 477, 478 and 479 nm, corresponding to initial electron temperatures of 1295.2, 171.4, 128.9, 86.6, 44.4, and 2.5 K, respectively.

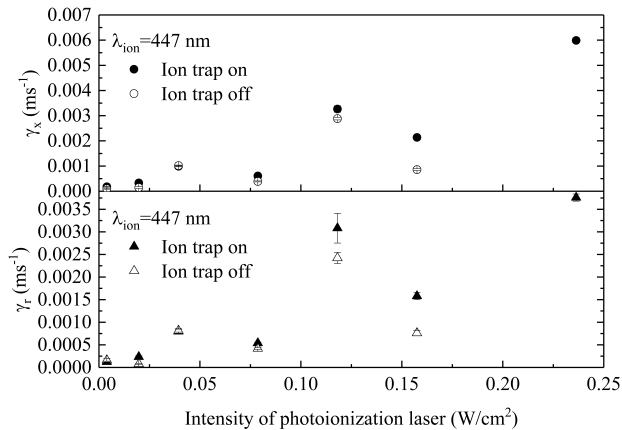


FIG. 4. Comparison of exponential factors γ_x and γ_r as the function of the ionization laser intensity at $\lambda_{ion}=447$ nm, ion trap on or off.

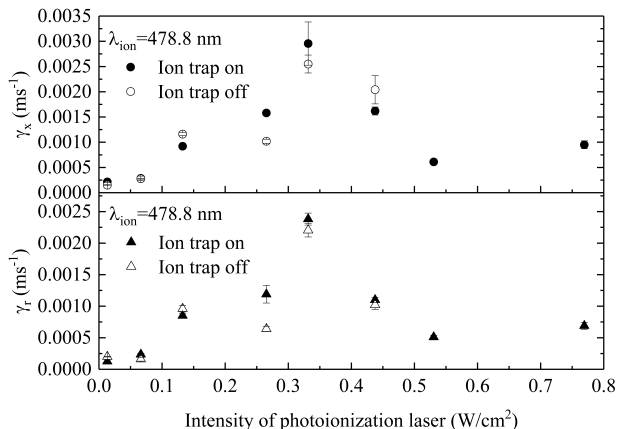


FIG. 5. Comparison of exponential factors γ_x and γ_r as the function of the ionization laser intensity at $\lambda_{ion}=478.8$ nm, ion trap on or off.

As shown in Fig.4, both two exponential factors γ_x and γ_r in the ion trap-on case are larger than those in the ion trap-off case with $\lambda_{ion} = 447$ nm. However, the two exponential factors γ_x and γ_r when the ion trap is on are not always larger than those in the ion trap off case with $\lambda_{ion} = 478.8$ nm, as shown in Fig.5. We will discuss the mechanisms underlying these experimental phenomena as follows. Firstly, the loss rate caused by ion-atom collisions γ_{ia} can be divided into γ_{ia}^{MOT} and

γ_{ia}^{LPT} , as shown in the following Eq.4.

$$\gamma_x = \gamma_L + \gamma_{PI} + \gamma_{ia}^{MOT} + \gamma_{ia}^{LPT}. \quad (4)$$

γ_{ia}^{MOT} is the loss rate of the MOT atoms caused by ion-atom collisions from the ions in the MOT area. γ_{ia}^{LPT} is the loss rate of the MOT atoms caused by ion-atom collisions from the ions in the ion trap area. Certainly, γ_{ia}^{LPT} is zero when the ion trap is off. Now we discuss how the presence of electrons affects ion-atom elastic collision. The study of ultracold neutral plasma shows that the temperature of the ions is rapidly heated to several K due to disorderly induction heating (DIH). Plasma can only be created when the initial electron temperature is less than 1000 K due to the size of the MOT atom. DIH is brought on by electron-ion spatial correlations [6, 7]. Therefore, electron-ion spatial correlations cannot be established, and DIH is reduced or even eliminated completely. Thus, regardless of the initial electron temperature, the ion trap repels the electrons, making it difficult to establish electron-ion spatial correlations. Thus, the heating caused by DIH is also reduced or eliminated entirely when the ion trap works. In the case of $\lambda_{ion} = 447$ nm, γ_{ia}^{LPT} is equal to zero when the ion trap is turned off, and becomes $\gamma_{ia}^{LPT} > 0$ when the ion trap is turned on. Therefore, the atomic loss rate γ_x in the ion trap-on case is larger than that in the ion trap-off case as shown in Fig.4. As discussed above, the exponential factors γ_x and γ_r are well linear, so a similar conclusion is made for γ_r . As a contrast, when the $\lambda_{ion} = 478.8$ nm, the initial electron temperature is 10.8 K, our result shows that occasionally greater than those in the ion trap-off, and occasionally smaller. We hypothesize that the ions in the MOT area are heated by DIH in the ion trap-off situation. Since the ion-atom elastic rate constant is proportional to the collision energy as discussed above, when the ion trap turns off, the ion temperature in the MOT is higher than it would be in the case of the ion trap on. As a result, the ion-atom elastic rate constant is higher than it would be in the case of the ion trap on. The discrepancy brought on by the collision energy is mitigated by the elastic ion-atom collision from the ions in the ion trap. γ_r and γ_x are linear, so the same conclusion is reached for γ_r .

Now we survey the variation of atomic number and temperature with the intensity of the ionization laser in the case that the irradiation period of the ionization light was set as 4 s, the wavelength of the ionization laser was varied among 450, 475, 476, 477, 478 and 479 nm, corresponding to initial electron temperatures of 1295.2, 171.4, 128.9, 86.6, 44.4, and 2.5 K, respectively. The ratios N/N_0 and T/T_0 are taken to overcome the fluctuation of MOT [4]. N_0 and T_0 represent the number and the temperature of trapped atoms in a steady state without photoionization, respectively. As demonstrated in Figs.6 to 9, for any wavelength of the ionization laser, the variation of ratio in the atomic number N/N_0 is well fit by a single exponential decay function plus an offset, which can be explained by the Eq.1. The variation of ratio in

the temperature of atomic cloud T/T_0 is well fit by a double exponential decay function plus an offset because of $T \propto r_{atom}^2$ [22].

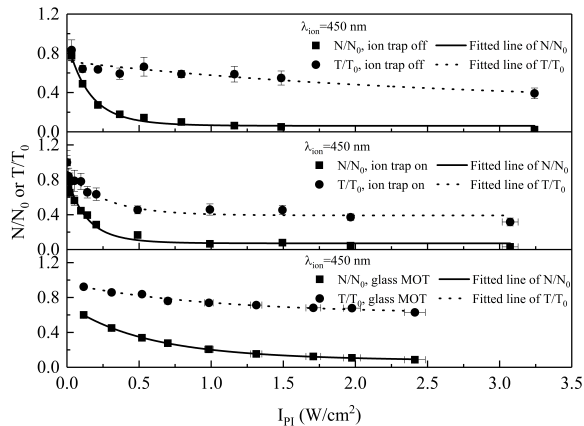


FIG. 6. The number and temperature of the remaining atoms as a function of the intensity of the ionization laser. Measurements are performed in the ion-neutral hybrid trap[17] with or without the ion trap, and in the standard vapor-loaded MOT with a glass vacuum rectangular chamber[4], respectively. The wavelength of the ionization laser is 450 nm and the detuning Δ of the first excitation laser frequency from the transition $5^2S_{1/2}, F=2 \rightarrow 5^2P_{3/2}, F'=3$ is -12 MHz. The irradiation period of 4 s. N_0 and T_0 represent the number and the temperature of trapped atoms in a steady state without photoionization, respectively. The atomic number is fitted by a single exponential curve $ae^{-bI_{PI}} + c$, and the temperature is fitted by a double exponential curve $(ae^{-bI_{PI}} + c)^2$. The following graphs are so.

As for the relationships between $-\log(T/T_0)$ and $-\log(N/N_0)$, it depends not only on the wavelength of the ionization laser but also on whether the ion trap is turned on as shown in Figs.10 to 13. For the case that the wavelength of the ionization laser is 450 nm shown in Fig.10, $-\log(T/T_0)$ linearly increases as $-\log(N/N_0)$. It means that the number N and the temperature T of trapped atoms follows a power law $T \propto N^\gamma$. More interestingly, the data obtained with or without the ion trap on almost fall on the same curve within the experimental error. The γ obtained in the ion-neutral hybrid trap is 0.21(0.03) and this is nearly the same as that 0.19(0.01) obtained in the glass MOT[4]. The difference between this work measured in the hybrid trap and the result measured in the MOT with a glass chamber[4] is the difference in the offset. This may be mainly due to different collisional loss rates γ_L for the two apparatuses.

The relationships between $-\log(T/T_0)$ and $-\log(N/N_0)$ are similar when the wavelength of the ionization laser was varied among 475, 476, 477, 478 and 479 nm, as shown in Figs.11 to 13. We take the 477 nm ionization laser case as an example and show it in Fig.12. In the case that the ion trap is turned off, at first, $-\log(T/T_0)$ linearly increases as $-\log(N/N_0)$

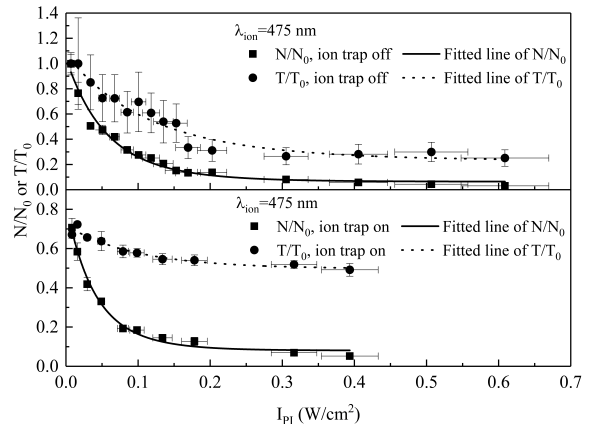


FIG. 7. The number of the remaining atoms of N/N_0 as a function of the intensity of the ionization laser in the two-step CW-laser photoionization of laser-cooled ^{87}Rb atoms. Measurements are performed in ion-neutral hybrid trap [17] with or without the ion trap on. The wavelength of the ionization laser is 475 nm. The detuning Δ of the first excitation laser is -12 MHz. The irradiation period of the ionization laser is 4 s.

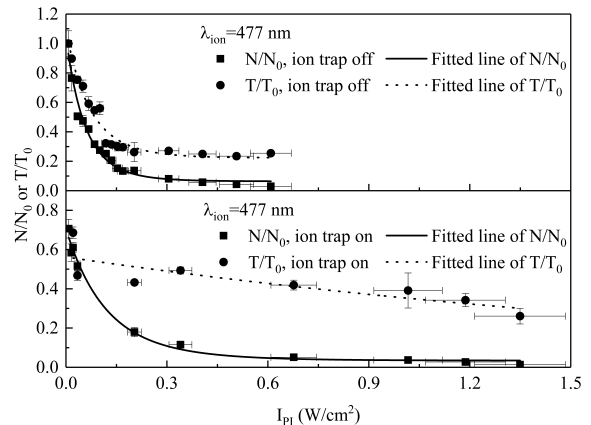


FIG. 8. The number of the remaining atoms of N/N_0 as a function of the intensity of the ionization laser in the two-step CW-laser photoionization of laser-cooled ^{87}Rb atoms. Measurements are performed in ion-neutral hybrid trap [17] with or without the ion trap on. The wavelength of the ionization laser is 477 nm and the detuning Δ of the first excitation laser is -12 MHz. The irradiation period of the ionization laser is 4 s.

increasing, then jumps at a certain ionization intensity I_{thre} and remains a constant after the jump. However, when the ion trap is turned on, $-\log(T/T_0)$ linearly increases as $-\log(N/N_0)$ increasing in the whole range of experimental ionization laser intensity. To reveal the underlying physical mechanism, we compare the expansion velocities of ions in an ultracold neutral plasma as a function of the initial electron temperature[29]

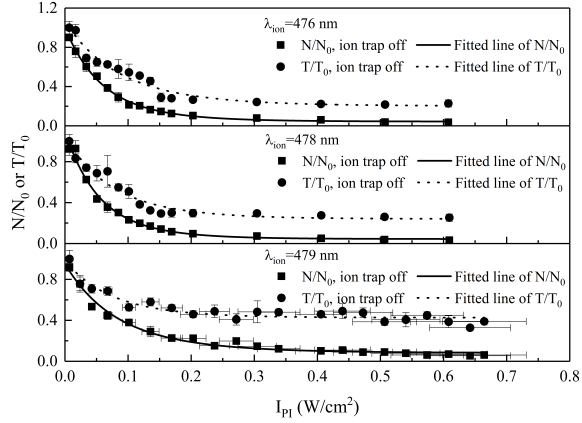


FIG. 9. The number of the remaining atoms of N/N_0 as a function of the intensity of the ionization laser in the two-step CW-laser photoionization of laser-cooled ^{87}Rb atoms. Measurements are performed in ion-neutral hybrid trap [17] with or without the ion trap on. The wavelength of the ionization laser is 476 (up), 478 (middle), and 479 (bottom) nm, respectively. The detuning Δ of the first excitation laser is -12 MHz. The irradiation period of the ionization laser is 4 s.

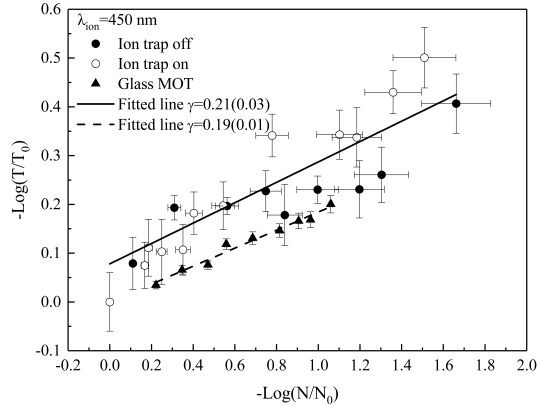


FIG. 10. The behavior of $-\log(T/T_0)$ as a function of $-\log(N/N_0)$ obtained with different I_{PI} in the two-step CW-laser photoionization of laser-cooled ^{87}Rb atoms with $\lambda_{ion}=450$ nm. Measurements are performed in ion-neutral hybrid trap [17] with or without the ion trap on and in the standard vapor-loaded MOT with a glass vacuum rectangular chamber[4], respectively. The irradiation period of the ionization laser is 4 s. T_0 is the temperature of trapped atoms in a steady state, the following graphs are so.

with the intensity of the ionization laser at the onset of curves for $-\log(T/T_0)$ versus $-\log(N/N_0)$, as shown in Fig.14, and their variation behavior is similar. This result further indicates that electrons affect ion-atom collisions through disorder-induced heating in CW-laser photoionization. Specifically, the linear relationship

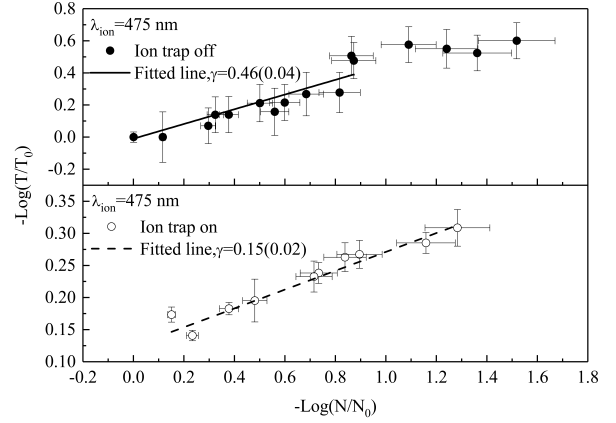


FIG. 11. The behavior of $-\log(T/T_0)$ as a function of $-\log(N/N_0)$ obtained with different I_{PI} in the two-step CW-laser photoionization of laser-cooled ^{87}Rb atoms with $\lambda_{ion}=475$ nm. Measurements are performed in ion-neutral hybrid trap [17] with or without the ion trap on. The wavelength of the ionization laser is 475 nm. The irradiation period of the ionization laser is 4 s.

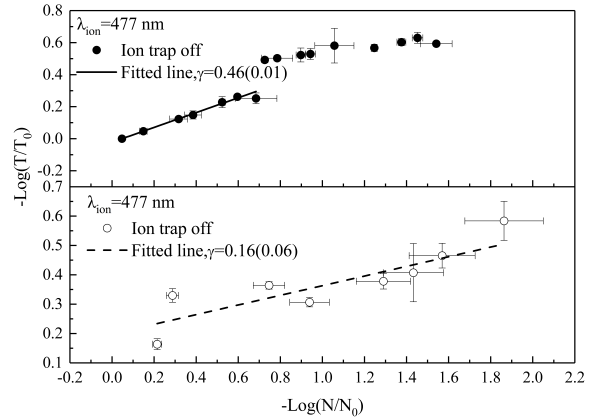


FIG. 12. The behavior of $-\log(T/T_0)$ as a function of $-\log(N/N_0)$ obtained with different I_{PI} in the two-step CW-laser photoionization of laser-cooled ^{87}Rb atoms with $\lambda_{ion}=477$ nm. Measurements are performed in ion-neutral hybrid trap [17] with or without the ion trap on. The wavelength of the ionization laser is 477 nm. The irradiation period of the ionization laser is 4 s.

between $-\log(T/T_0)$ and $-\log(N/N_0)$ is the result from the fact that N and T follows a power law $T \propto N^\gamma$. Jumping to a constant value means that temperature achieves equilibrium when the irradiation period of the ionization laser is 4 s. It illustrates a jump in the behavior of decreasing rates of the temperature γ_r . By taking DIH into account, it is clearly understood. As was already mentioned, the rate of atomic loss γ_x should increase with the intensity of the ionization laser, the

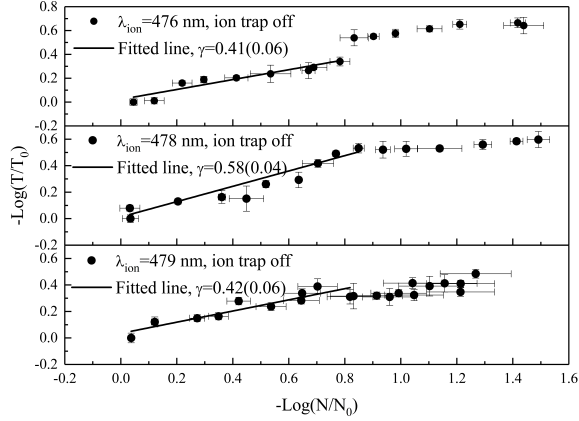


FIG. 13. The behavior of $-\log(T/T_0)$ as a function of $-\log(N/N_0)$ obtained with different I_{PI} in the two-step CW-laser photoionization of laser-cooled ^{87}Rb atoms with $\lambda_{ion}=450$ nm. Measurements are performed in the ion-neutral hybrid trap [17] without the ion trap on. The wavelength of the ionization laser is 476 (up), 478 (middle), and 479 (bottom) nm, respectively. The irradiation period of the ionization laser is 4 s.

DIH effect intensifies, and the increase in γ_r follows. Thus, the temperature approaches equilibrium more quickly as the intensity of the ionization laser increases.

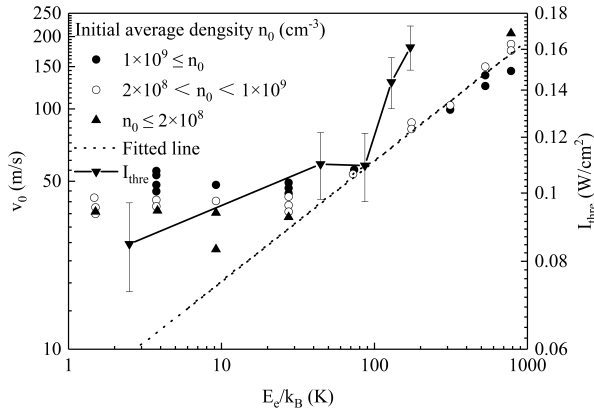


FIG. 14. Comparison of expansion velocities of ions v_0 [29] and the ionization laser intensity at the onset I_{thre} as a function of initial electron temperature.

IV. CONCLUSION

To investigate the impact of ion-atom elastic collisions on the number and temperature of the remaining atoms in CW-laser photoionization, we measured the number of the remaining atoms, radius, and temperature of the cold

atomic cloud in an Rb^+ - Rb hybrid trap. We have investigated the dependence of the number and temperature of the remaining atoms on the wavelength and intensity of the ionization laser as well as the ion trap on or off. We discover that there is good agreement between fits with a single exponential decay function plus an offset to the number and radius of remaining atoms, respectively. The two exponential factors γ_x and γ_r follow a well-linear connection since the temperature T and number N of remaining atoms in an MOT follow a power law, $T \propto N^\gamma$. Therefore, the evolution of the number and temperature of the remaining atoms can be obtained by analyzing the loss rate of atoms. The ion-atom elastic collision will cause atomic loss. We believe that electrons can affect ion-atom collisions by disorder-induced heating (DIH) caused by spatial correlations between electrons and ions. Specifically, even if it cannot produce plasma, DIH still heats the ions. The ion temperature determines the ion-atom collision energy and thus affects the number and temperature of remaining atoms. On the other hand, when the ion trap turns on to repel the electrons or the initial electron temperature is above 1000 K, there is no DIH. These results are shown in Figs. 4, 5 and 10 to 13 and reveal that both the effect of ion-atom collisions and the existence of electrons on the temperature T and number N of the remaining atoms. These results demonstrate that we created a powerful experimental tool, i.e., the number and temperature of the remaining atoms, to study the relaxation of ion temperature and exhibit the effect of ion-atom elastic collisions on the number and temperature of the remaining atoms in CW-laser photoionization. Our finding opens new avenues for research into atomic processes, transport, etc. in ultracold plasma. This has an important reference for high-energy-density plasma (HEDP) research.

V. ACKNOWLEDGEMENTS

This study was supported by the National Key Research and Development Program of China (Grant Nos. 2017YFA0402300 and 2017YFA0304900), the Beijing Natural Science Foundation (Grant No. 1212014), the Fundamental Research Funds for the Central Universities, the Key Research Program of the Chinese Academy of Sciences (Grant No. XDPB08-3), specialized research fund for CAS Key Laboratory of Geospace Environment (GE2020-01), and National Natural Science Foundation of China (61975091, 61575108).

- [1] R. S. Schappe, P. Feng, L. W. Anderson, C. C. Lin, and T. Walker. Electron collision cross-sections measured with the use of a magneto-optical trap. *Europhysics Letters*, 29, 1995.
- [2] R. S. Schappe, T. Walker, L. W. Anderson, and Chun C. Lin. Absolute electron-impact ionization cross section measurements using a magneto-optical trap. *Phys. Rev. Lett.*, 76:4328, 1996.
- [3] T. P. Dinneen, C. D. Wallace, K. Y. N. Tan, and P. L. Gould. Use of trapped atoms to measure absolute photoionization cross-sections. *Optics Letters*, 17(23):1706–1708, 1992.
- [4] RUAN Ya-Ping, JIA Feng-Dong, LIU Long-Wei, SUN Zhen, HUANG Wei, XUE Ping, XU Xiang-Yuan, DAI Xing-Can, and ZHONG Zhi-Ping. Temperature of the remaining cold atoms after two-step photoionization in an ^{87}Rb vapor cell magneto-optical trap. *CHIN. PHYS. LETT.*, 31(7):073401, 2014.
- [5] T. C. Killian, S. Kulin, S. D. Bergeson, L. A. Orozco, C. Orzel, and S. L. Rolston. Creation of an ultracold neutral plasma. *Physical Review Letters*, 83(23):4776, 1999.
- [6] T. C. Killian, T. Pattard, T. Pohl, and J. M. Rost. Ultracold neutral plasmas. *Physics Reports-Review Section of Physics Letters*, 449(4-5):77–130, 2007.
- [7] M. Lyon and S. L. Rolston. Ultracold neutral plasmas. *Rep Prog Phys*, 80(1):017001, 2017.
- [8] Scott D. Bergeson, Scott D. Baalrud, C. Leland Ellison, Edward Grant, Frank R. Graziani, Thomas C. Killian, Michael S. Murillo, Jacob L. Roberts, and Liam G. Stanton. Exploring the crossover between high-energy-density plasma and ultracold neutral plasma physics. *Physics of Plasmas*, 26(10):100501, October 2019.
- [9] B. Plenkiewicz, P. Plenkiewicz, C. Houée-Levin, and J. P. Jay-Gerin. Pseudopotential calculations for elastic scattering of slow electrons (0-20 eV) from noble gases. ii. krypton. *Physical Review A*, 38(12):6120–6128, 1988.
- [10] Michał Tomza, Krzysztof Jachymski, Rene Gerritsma, Antonio Negretti, Tommaso Calarco, Zbigniew Idziaszek, and Paul S. Julienne. Cold hybrid ion-atom systems. *Rev. Mod. Phys.*, 91:035001, Jul 2019.
- [11] Brianna R. Heazlewood and Timothy P. Softley. Towards chemistry at absolute zero. *Nature Reviews Chemistry*, 5(2):125–140, February 2021.
- [12] T. Dieterle, M. Berngruber, C. Hlzl, R. Lw, K. Jachymski, T. Pfau, and F. Meinert. Transport of a Single Cold Ion Immersed in a Bose-Einstein Condensate. *Physical Review Letters*, 126(3):033401, January 2021.
- [13] Prateek Puri, Michael Mills, Ionel Simbotin, John A. Montgomery, Robin Ct, Christian Schneider, Arthur G. Suits, and Eric R. Hudson. Reaction blockading in a reaction between an excited atom and a charged molecule at low collision energy. *Nature Chemistry*, 11(7):615–621, July 2019.
- [14] W. W. Smith, D. S. Goodman, I. Sivarajah, J. E. Wells, S. Banerjee, R. Ct, H. H. Michels, J. A. Montgomery, and F. A. Narducci. Experiments with an ion-neutral hybrid trap: cold charge-exchange collisions. *Applied Physics B*, 114(1-2):75–80, 2014.
- [15] Artjom Krkow, Amir Mohammadi, Arne Hrter, and Johannes Hecker Denschlag. Reactive two-body and three-body collisions of Ba^+ in an ultracold Rb gas. *Physical Review A*, 94:030701, 2016.
- [16] Amir Mohammadi, Artjom Krkow, Amir Mahdian, Markus Dei, Jess Prez-Ros, Humberto da Silva, Maurice Raoult, Olivier Dulieu, and Johannes Hecker Denschlag. Life and death of a cold BaRb^+ molecule inside an ultracold cloud of Rb atoms. *Physical Review Research*, 3(1):013196, February 2021.
- [17] Shuang-Fei Lv Lv, Feng-Dong Jia, Jin-Yun Liu, Xiang-Yuan Xu Xu, Ping Xue, and Zhi-Ping Zhong. Measurement of the low-energy Rb^+Rb total collision rate in an ion-neutral hybrid trap. *Chin. Phys. Lett.*, 34:013401, 2016.
- [18] Xiao-Kang Li, Dian-Cheng Zhang, Shuang-Fei Lv, Jin-Yun Liu, Feng-Dong Jia, Xiao-He Lin, Rui Li, Yong Wu, Xiang-Yuan Xu, Ping Xue, Xiao-Jing Liu, and Zhi-Ping Zhong. The Rb^+Rb collision rate in the energy range of 10^3 – 10^4 K. *Journal of Physics B: Atomic, Molecular and Optical Physics*, 53(13):135201, 2020.
- [19] CtR. and A. Dalgarno. Ultracold atom-ion collisions. *Physical Review A*, 62(1):012709, 2000.
- [20] F Fuso, D Ciampini, E Arimondo, and C Gabbanini. Ion processes in the photoionization of laser cooled alkali atoms. *Optics Communications*, 173(1):223–232, 2000.
- [21] Seunghyun Lee, K. Ravi, and S. A. Rangwala. Measurement of collisions between rubidium atoms and optically dark rubidium ions in trapped mixtures. *Phys. Rev. A*, 87:052701, May 2013.
- [22] Harold J. Metcalf and Peter van der Straten. *Laser Cooling and Trapping*. Springer, New York, NY, 1999.
- [23] M DREWSEN, P LAURENT, A NADIR, G SANTARELLI, A CLAIRON, Y CASTIN, D GRISON, and C SALOMON. Investigation of sub-doppler cooling effects in a cesium magneto-optical trap. *APPLIED PHYSICS B-LASERS AND OPTICS*, 59(3):283–298, SEP 1994.
- [24] C. J. Cooper, G. Hillenbrand, J. Rink, C. G. Townsend, K. Zetie, and C. J. Foot. The temperature of atoms in a magneto-optical trap. *Europhysics Letters*, 28(6):397, nov 1994.
- [25] S Grego, M Colla, A Fioretti, J.H Miller, P Verkerk, and E Arimondo. A cesium magneto-optical trap for cold collisions studies. *Optics Communications*, 132(5):519–526, 1996.
- [26] Andrejs Vorozcovs, Matthew Weel, Scott Beattie, Saviour Cauchi, and A. Kumarakrishnan. Measurements of temperature scaling laws in an optically dense magneto-optical trap. *J. Opt. Soc. Am. B*, 22(5):943–950, May 2005.
- [27] G. Hillenbrand, C. J. Foot, and K. Burnett. Heating due to long-range photon exchange interactions between cold atoms. *Phys. Rev. A*, 50:1479–1489, Aug 1994.
- [28] G. Hillenbrand, K. Burnett, and C. J. Foot. Effect of scattered radiation on sub-doppler cooling. *Phys. Rev. A*, 52:4763–4786, Dec 1995.
- [29] S. Kulin, T. C. Killian, S. D. Bergeson, and S. L. Rolston. Plasma oscillations and expansion of an ultracold neutral plasma. *Phys. Rev. Lett.*, 85:318–321, Jul 2000.