

Individual differences in knowledge network navigation

Manran Zhu^{1, 2, *}, Taha Yasseri^{3, 4}, and János Kertész¹

¹Central European University, Department of Network and Data Science, Vienna, 1100, Austria

²Corvinus University of Budapest, Center for Collective Learning, CIAS, Budapest, 1093, Hungary

³University College Dublin, School of Sociology, Dublin 4, D04 V1W8, Ireland

⁴University College Dublin, Geary Institute for Public Policy, Dublin 4, D04 V1W8, Ireland

*Zhu.Manran@phd.ceu.edu

ABSTRACT

With the rapid accumulation of online information, efficient web navigation has grown vital yet challenging. To create an easily navigable cyberspace catering to diverse demographics, understanding how people navigate differently is paramount. While previous research has unveiled individual differences in spatial navigation, such differences in knowledge space navigation remain sparse. To bridge this gap, we conducted an online experiment where participants played a navigation game on Wikipedia and completed personal information questionnaires. Our analysis shows that age negatively affects knowledge space navigation performance, while multilingualism enhances it. Under time pressure, participants' performance improves across trials and males outperform females, an effect not observed in games without time pressure. In our experiment, successful route-finding is usually not related to abilities of innovative exploration of routes. Our results underline the importance of age, multilingualism and time constraint in the knowledge space navigation.

Introduction

Online technologies have fundamentally changed information provision and acquisition in our societies. While, in principle, the digital information ecosystem is horizontal, easy to navigate, and egalitarian in providing access to information, in practice, the networks of information repositories have become so complex that successful navigation has turned into a real challenge¹. More importantly, access to information is not equally provided to all citizens: not only inequalities in access to the infrastructure, such as broadband Internet connection or smart devices are seen as privileges available to certain groups in societies, individual characteristics, such as familiarity with the technologies, digital literacy², education level³, and even personality traits⁴ all play a role in determining how much an individual can benefit from the open ocean of information available online¹. Finally, political decisions such as information sanctions or government censorship also challenge the idea of online information being "free for all" at a macro-level⁵. Online information-seeking consists of search and navigation, which are two different but associated processes⁶. To address the issue of inequality in information access, we focus on understanding how individuals navigate the knowledge space differently. This way, we can provide personalized support that caters to the specific needs of each user.

Previous research has shown that individuals exhibit distinct cognitive patterns and abilities when engaging in online information-seeking activities, with several characteristics identified as influential factors. For instance, it has been demonstrated that information-seeking performance is not solely contingent upon internet-related knowledge but is also impacted by key cognitive abilities, resulting in a disadvantage for older adults^{13,14}. Sex is another factor contributing to diverse information-seeking patterns, with males exhibiting higher confidence in their web navigation abilities compared to females. Females, on the other hand, tend to rely more on landmarks for navigation¹⁵. Individuals with different ethnic and cultural backgrounds also manifest distinct approaches to online information-seeking. A survey investigating information-seeking patterns among international and American graduate students revealed that international students prefer initiating their searches from the internet over VT E-resources such as electronic journals and databases, while American graduate students demonstrate the opposite preference¹⁶. Additionally, factors such as ideology¹⁷ and personality⁴ have been shown to influence information-seeking patterns by shaping individuals' cognitive processes. Bi/multilingualism, though not directly linked to information-seeking, has been associated with various cognitive benefits¹⁸, suggesting potential effects on information-seeking performance. Despite these insights, previous research has employed varying information-seeking tasks across experiments, and a comprehensive analysis incorporating all these factors within the same information-seeking setup is still lacking. Consequently, the relative significance of these factors in influencing information-seeking performance remains unclear.

Another motivation for our analysis stems from the connection between navigation in the physical space and knowledge space. Previous research has demonstrated that the same neural regions that are responsible for navigation in physical space are also involved in navigating the knowledge space: the hippocampus and entorhinal cortex, which contain cells that encode spatial information and enable spatial navigation, also play essential roles in other neural processes such as social cognition and memory^{7,8}. Various individual differences have been observed in spatial navigation: spatial abilities decline linearly with age^{9,10}; males generally perform better than females at spatial navigation tasks^{10,11}; and people growing up outside cities are generally better at spatial navigation¹². Given the connections and differences between knowledge space and physical space, it is important to study if the individual differences in navigation in physical space are also present in knowledge space.

To gain insights into online navigation behaviors, researchers conducted a series of studies using Wikipedia as an observational setting^{19–23} and utilized its well-documented network of articles as the framework for navigation studies^{24,25}. The wide range of topics represented in Wikipedia (<https://en.wikipedia.org/>) and the platform's popularity make it a prime candidate for investigating empirical navigation behavior. In a popular online navigation game on Wikipedia, implemented in several versions such as the Wikispeedia (<https://dlab.epfl.ch/wikispeedia/play/>) and the Wikigame (<https://www.thewikigame.com/>), players try to go from one Wikipedia article (source) to another (target) through the hyperlinks of other articles within the Wikipedia website. Several navigation patterns on the Wikipedia knowledge network have been discovered: players typically first navigate to more general and popular articles and then narrow down to articles that are semantically closer to the target²⁶; players' search is not Markovian, meaning that a navigation step depends on the previous steps taken by the players²⁷. When it comes to individual differences in navigation on Wikipedia, however, there is still a lack of understanding as the navigation patterns discovered so far have not taken into account personal information such as age and sex thus research has not revealed the behaviors and preferences of different demographic groups. As such, further investigations are needed to understand better how these factors may influence navigation patterns.

To gain a better understanding of how navigation on the knowledge network is affected by individual characteristics, we conducted an online experiment where we hired 445 participants from the US to play nine rounds of Wikipedia navigation games (illustration in Fig. 1) and to fill in a survey afterwards about their personal information such as age, gender, and answer questions which enabled us to characterize their big five personality traits²⁸ (details in Methods). In each game, players can opt for a Speed-race or a Least-clicks challenge. To win, they must reach the target page within 150 seconds for the Speed-race games or in 7 steps for Least-clicks games. We sought to answer the question of whether individuals with certain characteristics possess an advantage over others in our navigation tasks, and if so, which are those characteristics. Moreover, using a uniqueness measure proposed in this work, we investigated if certain players are more creative than others, meaning that they not only tend to win the navigation games but also take unusual routes to the target.

Results

Impact of individual characteristics on navigation performance Upon controlling for participants' prior experience with the Wikigame, Wikipedia, and the target page, the ability to speak a foreign language (Cohen's $d = 0.57$) emerged as the most influential predictor of success in both game types (Table 1). Those who are proficient in a foreign language have, on average, a 40% higher chance of winning a game (Fig. 2b and Table 1) and it alone explains 18.7% and 13.6% of the total explained deviance in the Speed-race and Least-clicks games respectively (Fig. 2h-i). Another key factor significantly impacting navigation performance in both game types is age (Pearson's $r(395) = -0.30$): younger participants exhibit significantly enhanced performance (Fig. 2c and Table 1). Specifically, age explains 12.6% and 6.5% of the total explained deviance in the two types of games respectively (Fig. 2h-i).

Our study reveals that prior experience with the Wikipedia navigation game, proficiency in using Wikipedia, and familiarity with the target Wikipedia page give a significant advantage to players in both game types (Table 1). Participants who have previously played the Wikipedia navigation game are 1.7 times more likely to achieve success in our experiment than those who have not played or heard of the game before (Fig. 2a). A robust understanding of the target page predicts success overall (Table 1), and it holds greater importance as the second most significant predictor in the least clicks games compared to speed-race games (Fig. 2h-i).

Regarding other individual characteristics, distinctions arise between the two types of games (see Supplementary Figure 2 for the game time distribution of the two games). Among participants who chose to play games featuring time constraints, male participants of Asian ethnicity without native-level fluency in a foreign language tend to demonstrate stronger performance (Table 1, Fig. 2d-e). Conversely, among participants who chose to play games with distance constraints, enhanced performance is associated with having a liberal stance and reporting greater spatial navigation ability (Table 1, Fig. 2f-g). Furthermore, our findings indicate a significant performance improvement among participants in the timed games, while such improvement was not evident in the games constrained by distance (as indicated by the Order variable).

Interplay between success and uniqueness We observed considerable variation in both the success and uniqueness of

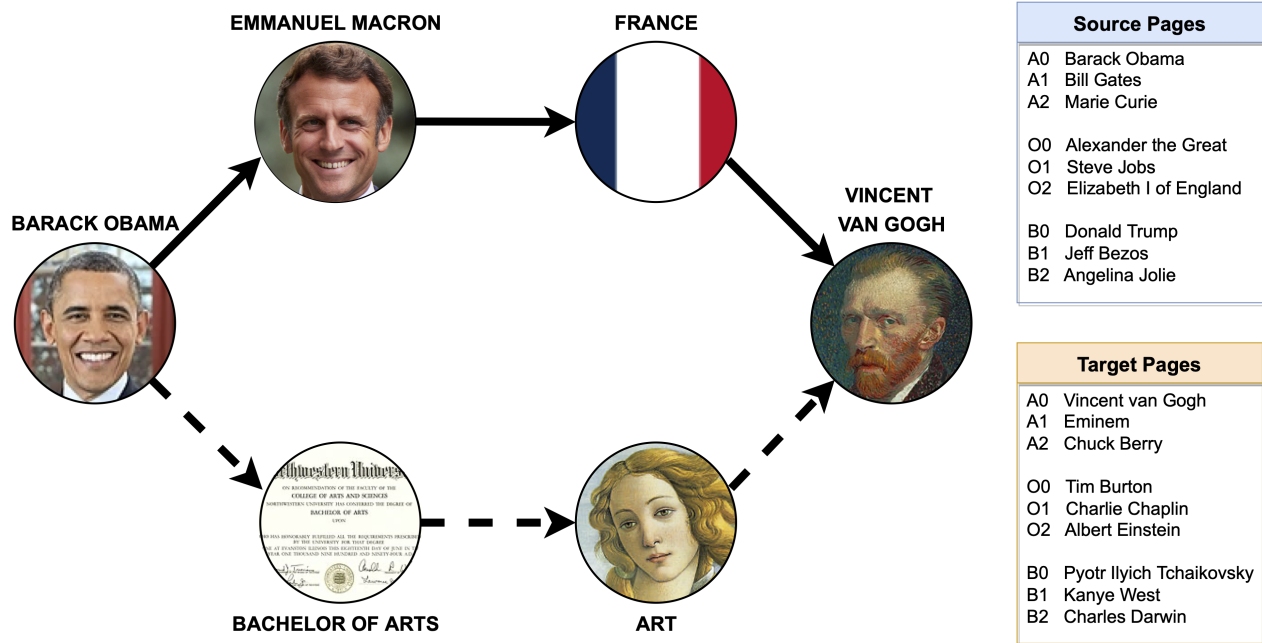


Figure 1. Illustration of the Wikipedia navigation game. In the Wikipedia navigation game, players need to go from one Wikipedia article (source page) to another (target page) through the links of other Wikipedia articles on the current page in 7 steps (Least-clicks game) or 150 seconds (Speed-race game). The figure shows two possible navigation paths from the source page BARACK OBAMA to the target page VINCENT VAN GOGH: 1) BARACK OBAMA to EMMANUEL MACRON to FRANCE to VINCENT VAN GOGH (solid arrows); and 2) BARACK OBAMA to BACHELOR OF ARTS to ART to VINCENT VAN GOGH (dotted arrows). Participants each played nine rounds of games whose source page and target page are shown in the figure. The games are divided into three sessions A, O, and B, with three games in each session. The order of the games is randomized in each game session, and the order of sessions A and B are randomized to reduce the effect of the games' order on performance. Attributions to the images used in the figure are included in the references⁵¹⁻⁵⁶.

participants' navigation routes: while some participants succeeded in all games, others succeeded in none (Fig. 3a). Additionally, some participants opted for mainstream routes, whereas others ventured onto less-traveled paths (Fig. 3b). Unsuccessful navigation paths exhibited, on average, greater uniqueness compared to successful paths (Fig. 3b). This observation arises from the fact that instances of becoming lost or deviating from the intended course not only lead to navigation failure but also to higher uniqueness scores, thus influencing the distribution of uniqueness. Figure 4 visualizes the uniqueness score of the successful navigation paths for nine games respectively.

Our regression analysis on the uniqueness scores of navigation paths reveals that akin to success, individual characteristics also influence the uniqueness of successful routes. Specifically, among participants who chose to play the games under time constraints, younger and left-handed participants (third principal component of reported spatial abilities) tend to navigate through more unique paths to reach the target (Table 1). Conversely, among participants who chose to play the games under distance constraints, no discernible traits display a significant correlation with the degree of path uniqueness (Table 1).

Conclusion

Our study highlights the role of individual characteristics in participants' navigation performance within the knowledge space, with this influence being modulated by constraints such as time and distance. We discovered that prior experience with Wikipedia, the navigation game, and familiarity with the target page are significant predictors of better navigation, likely due to the nature of the game. Controlling these factors, being young and multilingual consistently predict good navigation performance irrespective of the type of constraints, indicating the fundamental role of age and multilingualism in knowledge space navigation.

Regarding other traits, distinctions emerge when considering the two categories of constraints. Among participants who chose to play Speed-race games involving time constraints, superior performance is exhibited by male participants with an

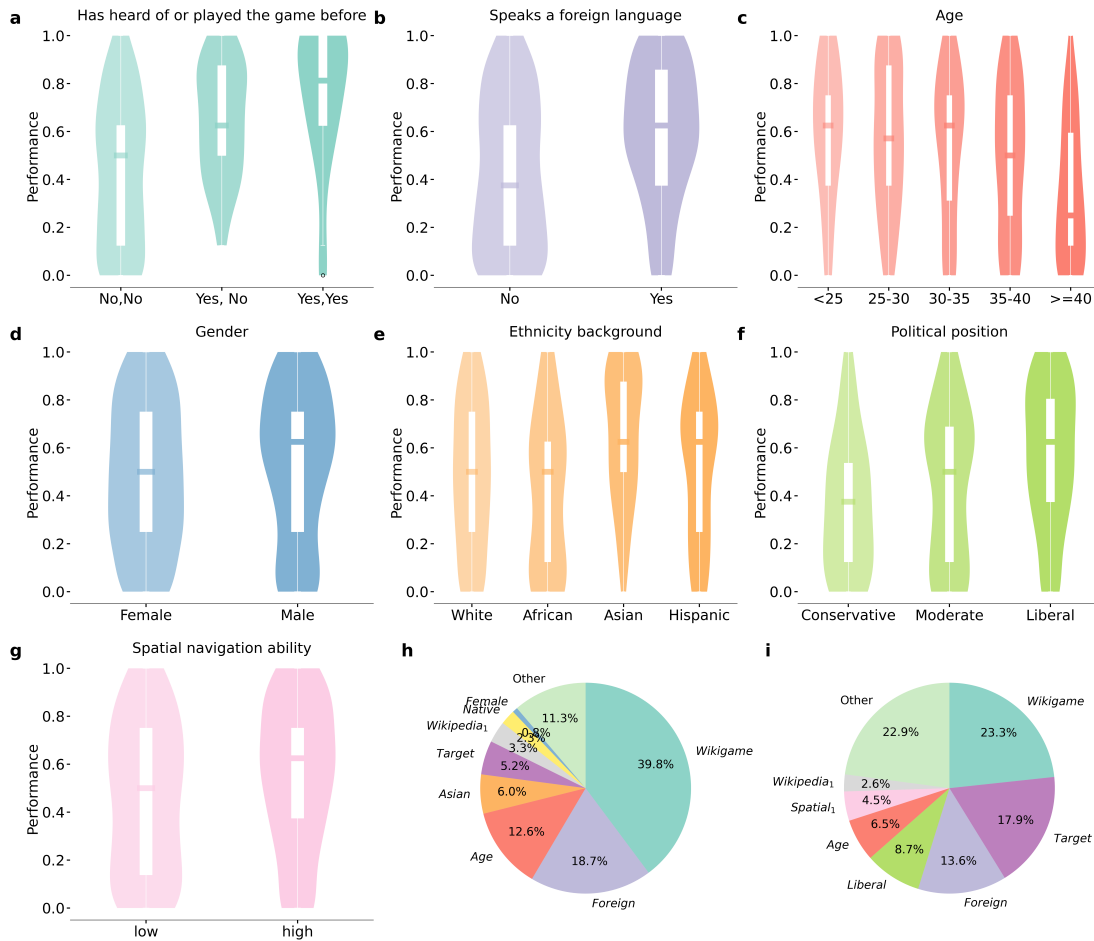


Figure 2. Performance in subgroups. The figure shows the navigation performance distribution for participants with different characteristics, where performance is measured as the ratio of games won by each participant. Fig. a-h shows the distribution of navigation performance for the participants' eight characteristics: a) age, b) gender, c) foreign language skills, d) ethnic background, e) political view, f) spatial navigation skills (the first principal component of the spatial navigation related questions *Spatial*₁), g) prior experience with the Wikipedia navigation game and h-i) the percentage of deviance explained by each variable as they were added as the covariate to the regression model (see details in Methods) in the Speed-race game and Least-clicks game respectively, normalized by the total variance explained by the multiple regression of all individual characteristics in Table 1.

Asian ethnic background who do not speak a foreign language at a native level. Conversely, among participants who chose to play the Least-clicks games with distance constraints, enhanced performance is associated with participants identifying as liberal and self-reporting better spatial navigation skills. Notably, as the participants play more rounds of the game, they show significant improvement in Speed-race games but not in Least-clicks games. Using a uniqueness measure proposed in this work, we showed that beyond navigation success, individual traits also impact route uniqueness: under time pressure, younger and left-handed participants tend to pursue more distinct routes, unlike tasks with distance constraints.

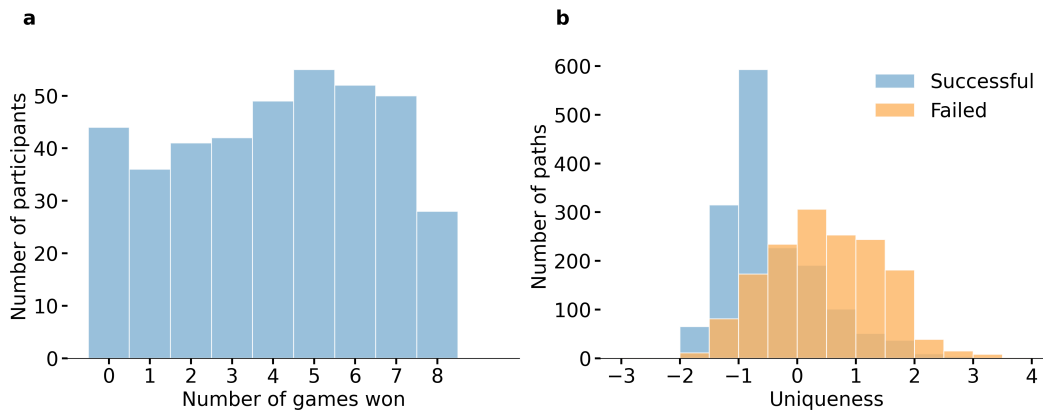


Figure 3. Distribution of Performance and Uniqueness. a) shows the distribution of the total number of games the participants won in the experiment. b) shows the distribution of uniqueness scores for both successful and unsuccessful navigation paths. The uniqueness score quantifies the distinctiveness of a navigation path relative to others. For the definition and computation of the uniqueness score, refer to the Methods section.

Discussion

Previous research primarily focused on linking individual traits to navigation within physical space. Our study expands this literature by examining navigation within the knowledge space. Similar to physical space navigation^{9,31}, age acts as an inhibitor here, likely due to declining cognitive abilities associated with age, impacting fluid intelligence, perceptual speed, memory, and vocabulary³². Bilingualism has been demonstrated to have various cognitive benefits including improved executive control and protection against cognitive decline³³. Our study underscores speaking a foreign language as the most potent predictor of performance in knowledge space navigation, indicating an additional cognitive advantage associated with multilingualism.

In addition, our observations indicate that individual characteristics, including sex, ethnicity, native language, political stance, and reported spatial navigation skills, significantly influence navigation performance in one type of game (with time or distance constraints) but not the other. To fully understand these effects, further investigation is necessary. One possible explanation is that these factors may be associated with other cognitive processes affecting navigation performance, which were not included in our study. Sex differences have been observed in spatial navigation tasks^{34–36}. Our finding aligns with existing research indicating that test timing moderates sex differences in spatial navigation performance¹¹. The impact of time pressure might be relevant to the fact that anxiety and self-doubt hinder encoding of spatial features³⁷, with females typically reporting higher spatial anxiety and lower self-confidence than males^{29,30}. We have not seen any significant role of the Big Five personality traits²⁸ in our experiment, despite their expected impact on online navigation performance⁴. This variation may be due to differences in the navigation tasks and the experimental environment. Based on the insights gained from our current work, we are planning a new series of experiments that will incorporate more objective cognitive measures in order to draw firmer conclusions.

Creativity, as defined conventionally, involves originality and effectiveness^{38,39}. Our discovery extends beyond navigation success (effectiveness), revealing that route uniqueness (originality) is also influenced by individual differences, aligning with past research demonstrating frequent detour use in navigation⁴⁰ with these detours reflecting individual traits⁴¹. Traits included in our experiment that predict successful route-finding to the target usually do not necessarily correspond to innovative route-finding abilities.

Our results have far-reaching implications. When it comes to government practices of digital services, the concept of "online only" has already been challenged by scholars relying on the fact that people of certain characteristics, particularly age, are less likely to be able to get online, and therefore there must be alternatives available to them⁴². While this notion is becoming more dilute as Internet penetration reaches close to 100 percent in developed countries, it is still essential to note that being online means different things for different people based on their characteristics. If something is "up on the Internet", it does not necessarily mean everyone can find it.

Our study exhibits several limitations. Firstly, to enhance the robustness of our results, we should consider integrating additional variables that measure participants' engagement, working memory, anxiety levels, and objective spatial abilities, which could potentially impact navigation performance. Secondly, it's important to note that our findings pertain specifically to a controlled navigation game scenario, where the content involves Wikipedia pages and the source and target are notable individuals. Caution should be exercised when attempting to extrapolate these findings to real-world navigation tasks within

a broader knowledge domain. Thirdly, it's worth emphasizing that our research focuses primarily on knowledge navigation, which represents just one facet of the broader online information-seeking process and should be distinguished from knowledge search. Finally, given that participants can select their preferred game type, we observed significant self-selection bias for participants with different sex and reported spatial navigation skills (see Supplementary Table S6), which should be considered when interpreting the results. To address these limitations, we have initiated a follow-up experiment to reevaluate participants and include additional moderator variables in our survey.

Our study extends previous research on individual differences in spatial navigation to navigation in knowledge space. An intuitive next research phase could involve constructing mathematical models that integrate personal traits to elucidate participants' navigation behavior. Additionally, exploring whether and how navigation experiences can be enhanced for individuals with specific characteristics in future experiments is a viable avenue for investigation.

Methods

The experiment We conducted an online experiment where we hired 445 participants (397 participants after removing participants who did not finish the experiment or did not pass the attention check, and dropping data that had recording errors) from the United States on the online crowdsourcing platform Prolific (<https://www.prolific.co/>) to play nine rounds of the Wikipedia navigation game and fill in a survey on the survey platform Qualtrics (<https://www.qualtrics.com/uk/>). At the end of the experiment, each participant received a fixed rate base payment of 5 pounds and a bonus payment of 0.5 pounds for each game they won. To get a balanced population, we applied the following prescreening conditions: i) participants are from the United States, ii) an equal number of female and male participants, iii) participants with White, Asian, Hispanic, and African ethnicity consist $\sim 50\%$, $\sim 17\%$, $\sim 17\%$ and $\sim 17\%$ of the sample respectively.

In the game sessions, players are given two Wikipedia pages as the source and the target in each game. To reduce the disparities in prior knowledge among the participants, the source and target pages are chosen to be similarly distanced (2 or 3 steps away on the Wikipedia network) pages about renowned individuals from various domains such as artists, directors, scientists, and politicians, spanning different historical periods and encompassing both genders. The players start from the source page and navigate to the target page by clicking on the hyperlinks to other Wikipedia articles on the page. To win each game, they should reach the target page in at most 7 steps (Least-click game) or within 150 seconds (Speed-race game). Each participant plays nine rounds of games grouped into three sessions with a one-minute break between the sessions. After the game sessions, participants first finished a 50-question Big Five personality test (<https://openpsychometrics.org/tests/IPIP-BFFM/>) measuring their five personality traits: openness to experience, conscientiousness, extroversion, agreeableness, and neuroticism. To control other factors that may affect navigation performance, we then asked six groups of questions about their *i*) employment status, *ii*) education background, *iii*) spatial navigation habit, and their prior experience with *iv*) the Wikipedia navigation game, *v*) the Wikipedia website and *vi*) computer games. Lastly, we asked participants demographic questions about their age, gender, ethnicity, political position, and language skills. See the Supplementary Material for a complete list of the questions in the survey. One of the games with the source page "Alexander the Great" and target page "Tim Burton" turned out to be much more difficult than the other games ($> 3\sigma$), and is therefore counted as an outlier and excluded from our analysis. After the exclusion, the eight rounds of navigation tasks reached a Cronbach's alpha score of 0.76, indicating fair internal reliability of the navigation task.

Individual characteristics Encoding the participants' answers to the questions in the survey (see encoding details in the Supplementary Material), we end up with 18 control variables characterizing the participants by the six groups of questions specified above, 5 control variables indicating the game, game type (Speed-race or Least-clicks), round number of the game and participants' familiarity of the source and target Wikipedia articles of the game played by each participant. In addition, we adopted 11 independent variables describing the participants' big five personality traits, age, gender, ethnic background, political position, and foreign/native language skills. To reduce the strong correlation and anti-correlation present among the control variables, we conducted a principal components analysis (PCA)⁴³ in each question group and summarized 80% of the variance by a reduced set of variables (principal components). The final list of the 13 control variables and their respective loadings from the original variables are shown in Table 2. Descriptive statistics of the participants' characteristics can be found in Supplementary Table S1 in the Supplementary Material. As shown, male participants in our experiment are, on average, younger and less liberal, with a more varied ethnic background. They are also more likely to speak a foreign language and have prior experience with the Wikipedia navigation game. Female participants prefer to play the navigation game without time constraints (Least-clicks game), whereas males tend to race for speed (Speed-race game). Regarding the Big Five personality score, we did not observe big differences between male and female participants (Maximum t value = 1.75).

Navigation paths A navigation path of a participant refers to the sequence of Wikipedia articles, or Wikipages, clicked by the participant in a game. Representing the hyperlinking structure of the English Wikipedia as a directed graph $G = (V, E)$, with

$V = \{a_k\}$ denoting the set of all the Wikipages a_k and $E = \{H_{kl}\}$ denoting the set of all the existing hyperlinks H_{kl} from a_k to a_l , the navigation path with N steps for the n th participant in the i th navigation game g_i can then be represented as a sequence $P_n^i = (a_k)_{k=0}^N$ on the Wikipedia graph G , where $i = 1, 2, \dots, 8$ and $n = 1, 2, \dots, 397$. Denoting the source and target Wikipages of the game g_i by A_s^i and A_t^i , the navigation path $P_n^i = (a_k)_{k=0}^N$ for the n th participant in the i th game is successful if it starts from the source and reaches the target, i.e. $a_0 = A_s^i$ and $a_N = A_t^i$, and not successful if $a_0 = A_s^i$ and $a_N \neq A_t^i$. Given the navigation paths of all the participants in all the games, we measure the success of the n th participant in the i th game by a binary variable s_n^i , which takes the value 1 if the navigation path P_n^i is successful otherwise 0.

Quantifying the uniqueness of the navigation paths To understand how the navigation paths differ, we first trained a 64-dimensional node embedding for each Wikipedia a_i over the English Wikipedia graph G using the DeepWalk⁴⁴ algorithm. Graph embedding is a technique to represent each node in the graph as a numerical vector in a continuous space with similar nodes placed close to each other. This allows us to quantify the dissimilarity of two nodes as the distance between the respective vectors. Our graph embedding assigns a 64-dimensional numerical vector \vec{v}_i to each Wikipedia a_i , using which we constructed a semantic distance measure between the pairs of the Wikipages:

$$d(a_i, a_j) = 1 - \frac{\vec{v}_i \cdot \vec{v}_j}{\|\vec{v}_i\| \|\vec{v}_j\|}, \quad (1)$$

where the semantic distance $d(a_i, a_j)$ between the Wikipages a_i and a_j is defined as the cosine distance between their graph embeddings \vec{v}_i and \vec{v}_j . To evaluate the performance of the embedding, we tested it over the WikipediaSimilarity 353 Test⁴⁵, which is an adoption of an earlier dataset, WordSimilarity 353 Test⁴⁶, for measuring semantic relatedness among words. Our graph embedding gives a Spearman rank correlation score of 0.667 with the WikipediaSimilarity 353 test, a performance comparable to the state-of-the-art semantic relatedness measure of Wikipedia pages⁴⁷.

Given two navigation paths $P_m^i = (a_k)_{k=0}^M$ and $P_n^i = (a_l)_{l=0}^N$ of the m th and n th participants in the game g_i , we define the distance between the two paths as the Hausdorff distance^{48,49} between the two sets of Wikipages:

$$D_H(P_m^i, P_n^i) = \text{Max}\left\{ \sup_{a_k \in P_m^i} d(a_k, P_n^i), \sup_{a_l \in P_n^i} d(P_m^i, a_l) \right\} \quad (2)$$

where $d(a_k, P_n^i) = \inf_{a_l \in P_n^i} d(a_k, a_l)$ quantifies the distance from the Wikipedia a_k to the navigation path P_n^i , defined as the smallest distance from a_k to any Wikipedia a_l in P_n^i . Given the distance between any two navigation paths, we defined the uniqueness of a successful navigation path P_n^i of the n th participant in the game g_i as its average distance to all the other successful navigation paths in the same game:

$$u_n^i = \frac{1}{K_i - 1} \sum_{s_m^i=1, m \neq n} D_H(P_n^i, P_m^i) \quad (3)$$

$$\tilde{u}_n^i = \frac{u_n^i - \mu}{\sigma} \quad (4)$$

where K_i is the total number of successful navigation paths in the i th game. Standardizing the uniqueness of the navigation paths by the average uniqueness score μ and standard deviation σ of all the successful navigation paths within the game, we get the standardized uniqueness \tilde{u}_n^i for the n th participant in the i th game. A visualization of the uniqueness scores for each successful navigation path is shown in Fig. 4.

Regression models To investigate the impact of individual characteristics on navigation success and creativity, we employed four regression models. For navigation success, we conducted separate logistic regression analyses for games with time and distance constraints. The dependent variable was the binary measure s_n^i of successful or unsuccessful navigation for the n th participant in the i th game. Creativity in navigation was assessed using linear regression for each game type, with the standardized uniqueness score as the dependent variable. Ethnicity was represented as two binary variables indicating Asian/African American identity and political orientation was captured as a binary variable indicating liberal stance, because being Asian/African American and liberal are significant ($p < 0.01$) predictors of navigation performance while other categories of ethnicity and political positions are not. As control variables, we included a dummy variable representing the index of the eight games to account for differing difficulties, and a numeric variable indicating the order of the game to control for attention changes during the experiment. The final regression results are presented in Table 1 (the dummy variables indicating the game

index were not shown in the table for visualization simplicity. For the full regression results, see Supplementary Table S4). The correlation among predictors significantly associated ($p < 0.01$) with navigation performance is illustrated in Supplementary Figure 1, and the variance inflation factors (VIF) of all the independent variables are shown in Supplementary Table S5. The low VIF values (Max=2.38) indicate that the collinearity issue of our model is negligible. To test if the main effects of navigation performance in our models are still valid when interactions among the independent variables are considered, we conducted two extra logistic regressions where the interactions are included (see Supplementary Table S4 for details on how the interaction terms were selected). The regression results and the VIFs of the independent variables for all the logistic regression models are shown in Supplementary Tables S4-5. As demonstrated, the significant predictors of navigation performance maintain significance in both Speed-race and Least-clicks games after the inclusion of interaction terms (except Wikipedia₁ for the Least-clicks games, which remains significant at $p < 0.05$ after introducing the interaction terms). While certain variables, like employment status, computer games proficiency, and interaction terms, have achieved significance, their influence on the main effects observed is minimal. Therefore our primary focus in this study centers on the main effects of personal characteristics. To assess the different impact of each predictor on navigation performance, we also conducted a series of logistic regressions for Speed-race and Least-clicks games respectively where we added predictors one by one and presented the regression outcomes in Supplementary Table S2 – 3.

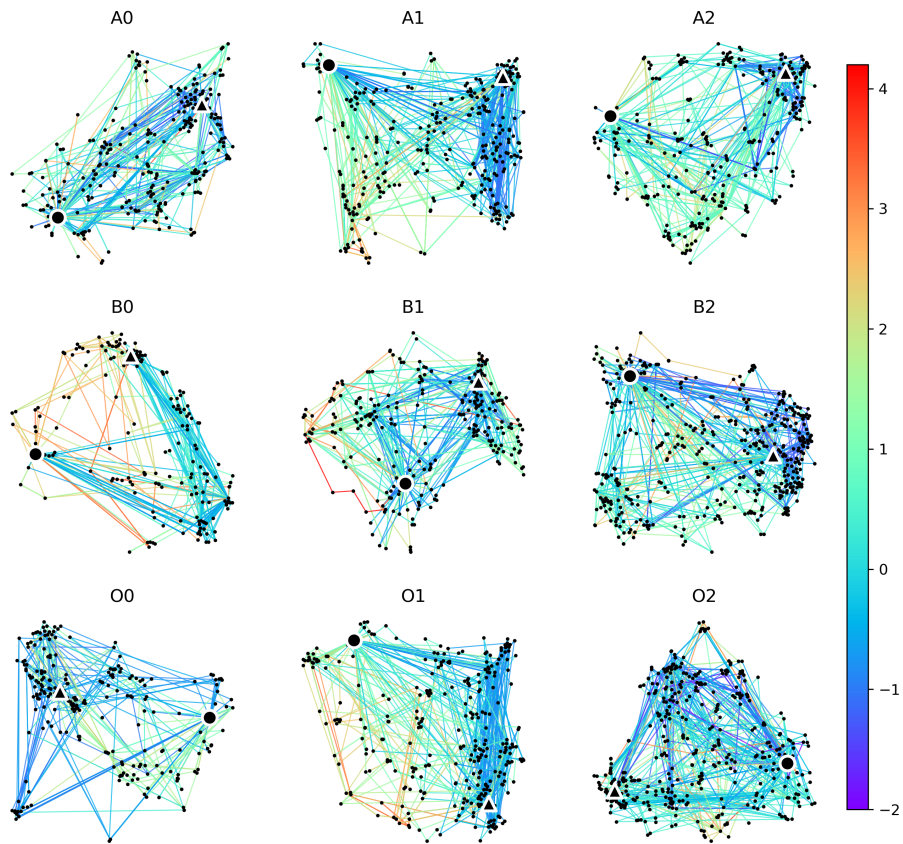


Figure 4. Visualization of the uniqueness scores of the navigation routes The figure displays uniqueness scores for successful navigation paths across nine distinct games. The black circle and triangle denote the source and target Wikipedia pages of the respective game, and black dots represent visited Wikipedia articles, and their positions reflect their new two-dimensional coordinates derived from reducing the original 64-dimensional embeddings using the TSNE technique⁵⁰. Lines indicate successful navigation paths within the games, with line color corresponding to the uniqueness scores of these paths.

Table 1. Regression models for the success and uniqueness of the navigation routes The table presents logistic regression results for navigation route success (first two columns) and linear regression results for route uniqueness (last two columns) in Speed-race and Least-clicks games. Coefficients are highlighted in bold when their corresponding variables significantly predict the dependent variable ($p < 0.01$). The dummy variables indicating the eight games are omitted in the results for simplicity.

	<i>Dependent variable: Success</i>		<i>Dependent variable: Uniqueness</i>	
	<i>logistic</i>		<i>OLS</i>	
	Speed-race games	Least-clicks games	Speed-race games	Least-clicks games
Age	-0.053 *** (0.008)	-0.021 *** (0.006)	-0.018 ** (0.007)	-0.002 (0.004)
Female	-0.362 ** (0.136)	0.086 (0.118)	-0.127 (0.100)	-0.087 (0.070)
Asian American	0.812 *** (0.181)	0.168 (0.159)	0.215 (0.113)	0.022 (0.089)
African American	-0.452* (0.186)	-0.293* (0.138)	-0.024 (0.146)	-0.021 (0.085)
Foreign Language (Native)	-0.601 ** (0.190)	-0.130 (0.155)	-0.129 (0.127)	0.045 (0.092)
Foreign Language	0.721 *** (0.141)	0.457 *** (0.120)	0.156 (0.096)	0.066 (0.072)
Liberal	0.086 (0.137)	0.411 *** (0.117)	0.125 (0.099)	-0.026 (0.071)
Agreeableness	-0.012 (0.015)	-0.002 (0.013)	0.011 (0.011)	-0.002 (0.007)
Conscientiousness	0.026 (0.015)	0.020 (0.013)	0.007 (0.010)	0.001 (0.007)
Extroversion	-0.031* (0.014)	-0.013 (0.013)	0.0005 (0.010)	-0.004 (0.008)
Neuroticism	-0.007 (0.014)	0.021 (0.012)	0.001 (0.009)	-0.001 (0.007)
Openness	0.018 (0.015)	-0.017 (0.013)	-0.002 (0.010)	0.009 (0.008)
Wikipedia ₁	0.206 *** (0.060)	0.130 ** (0.050)	0.024 (0.041)	0.028 (0.029)
Wikipedia ₂	0.081 (0.085)	-0.108 (0.078)	0.079 (0.058)	0.028 (0.047)
Spatial ₁	0.097 (0.053)	0.160 *** (0.048)	-0.034 (0.035)	0.017 (0.028)
Spatial ₂	0.004 (0.059)	0.067 (0.057)	0.014 (0.038)	-0.026 (0.033)
Spatial ₃	0.081 (0.068)	-0.111* (0.053)	0.154 ** (0.048)	-0.022 (0.033)
Spatial ₄	-0.030 (0.075)	0.120 (0.065)	0.017 (0.048)	-0.049 (0.040)
Employment ₁	0.033 (0.048)	-0.014 (0.042)	0.056 (0.034)	0.001 (0.025)
Employment ₂	-0.045 (0.058)	-0.107* (0.049)	-0.003 (0.039)	0.009 (0.028)
Employment ₃	-0.116 (0.079)	-0.023 (0.067)	-0.018 (0.058)	-0.036 (0.041)
Education ₁	0.063 (0.060)	-0.083 (0.048)	-0.091* (0.041)	0.017 (0.029)
Education ₂	-0.047 (0.098)	-0.023 (0.081)	0.012 (0.076)	0.063 (0.050)
Computer ₁	-0.102* (0.047)	0.051 (0.045)	0.005 (0.034)	0.008 (0.027)
Computer ₂	-0.020 (0.084)	-0.072 (0.077)	0.009 (0.056)	-0.030 (0.046)
Prior (Wikigame)	0.562 *** (0.107)	0.394 *** (0.110)	0.041 (0.062)	0.022 (0.057)
Prior (Source Page)	-0.087 (0.068)	-0.021 (0.057)	-0.009 (0.050)	-0.056 (0.034)
Prior (Target Page)	0.192 ** (0.068)	0.264 *** (0.055)	0.011 (0.045)	0.016 (0.033)
Order	0.103 *** (0.023)	0.020 (0.019)	0.028 (0.015)	0.006 (0.011)
Constant	-0.192 (0.745)	-0.489 (0.683)	-0.140 (0.512)	0.095 (0.424)
Observations	1,479	1,662	695	899
R ²			0.105	0.040
Adjusted R ²			0.056	0.00003
Pseudo R ²	0.237	0.117		
Deviance	1644.4	2085.3		
Null Deviance	2045.0	2292.9		
Log Likelihood	-822.205	-1,042.631		
Akaike Inf. Crit.	1,718.410	2,159.261		
Residual Std. Error			1.044 (df = 658)	0.910 (df = 862)
F Statistic			2.140*** (df = 36; 658)	1.001 (df = 36; 862)

* $p < 0.05$; ** $p < 0.01$; *** $p < 0.001$

Table 2. Loadings of the principle components The table displays encoded variables (first column) and their corresponding loadings on the primary principal components in each question category, retaining at least 80% of the variance within each category. Loadings quantify the extent to which original variables contribute to specific principal components. Larger values, regardless of sign, indicate a stronger association between the original variable and the principal component. The sign of the loading indicates whether the correlation between the variable and component is positive or negative.

Variables	Principle Components and Factor Loadings			
	Wikipedia ₁	Wikipedia ₂		
<i>W_{purpose}</i>	0.71	-0.71		
<i>W_{frequency}</i>	0.71	0.71		
	Computer ₁	Computer ₂		
<i>C_{frequency}</i>	0.58	-0.53		
<i>C_{good}</i>	0.54	0.82		
<i>C_{like}</i>	0.61	-0.21		
	Spatial ₁	Spatial ₂	Spatial ₃	Spatial ₄
<i>S_{good}</i>	0.58	-0.13	-0.22	-0.44
<i>S_{learn}</i>	0.44	-0.48	-0.30	0.69
<i>S_{unknown}</i>	0.59	0.19	0.10	-0.33
<i>S_{known}</i>	0.33	0.61	0.46	0.47
<i>S_{left}</i>	0.06	-0.59	0.80	-0.08
	Education ₁	Education ₂		
<i>ED_{years}</i>	0.71	-0.71		
<i>ED_{highest}</i>	0.71	0.71		
	Employment ₁	Employment ₂	Employment ₃	
<i>EM_{status}</i>	0.30	-0.55	0.77	
<i>EM_{mental}</i>	0.60	-0.06	-0.18	
<i>EM_{physical}</i>	0.06	0.74	0.56	
<i>EM_{intensive}</i>	0.54	0.37	-0.08	
<i>EM_{creative}</i>	0.51	-0.09	-0.22	

Acknowledgements

We are grateful to Csaba Pleh, Peter Kardos, and Markus Strohmaier for their valuable advice. This project was supported by the Humboldt Foundation within the Research Group Linkage Program. JK and MZ were partially supported through ERC grant No. 810115-DYNASET. MZ acknowledges further support from 101086712-LearnData-HORIZON-WIDERA-2022-TALENTS-01 financed by EUROPEAN RESEARCH EXECUTIVE AGENCY (REA), CORDIS. JK acknowledges further support from EU H2020 ICT48 project "Humane AI Net", grant No. 952026, and Horizon 2020 "INFRAIA-01-2018-2019" project "SoBigData++", grant No. 871042.

Author contributions statement

All authors contributed to the conception and design of the research. MZ led the experiment and collected the data. All authors analyzed the data and wrote the paper.

Data availability

Raw data for the online experiment has restricted access and can be provided upon consultation. Request for data should be directed to the corresponding authors.

Competing interests

The authors declare no competing interests.

Ethics declarations

All subjects gave their informed consent for inclusion before they participated in the study. The protocol of the study was approved by the Ethics Committee of Central European University (reference number: 2022-2023/1/EX). All methods of the study were carried out following the principles of the Belmont Report.

Supplementary information

The supplementary materials are included.

References

1. Savolainen, Reijo. "Cognitive barriers to information seeking: A conceptual analysis." *Journal of Information Science* 41.5 (2015): 613-623.
2. Dutton, William H., and Grant Blank. "Cultures of the Internet: Five clusters of attitudes and beliefs among users in Britain." (2014).
3. Van Deursen, Alexander JAM, and Jan AGM Van Dijk. "The digital divide shifts to differences in usage." *New Media & Society* 16.3 (2014): 507-526.
4. Ho, Shuk Ying. "An exploratory study of using a user remote tracker to examine web users' personality traits." *Proceedings of the 7th international conference on Electronic commerce*. 2005.
5. Gill, Phillipa, et al. "Characterizing web censorship worldwide: Another look at the opennet initiative data." *ACM Transactions on the Web (TWEB)* 9.1 (2015): 1-29.
6. Mat-Hassan, Mazlita, and Mark Levene. "Associating search and navigation behavior through log analysis." *Journal of the American Society for Information Science and Technology* 56.9 (2005): 913-934.
7. Tavares, Rita Morais, et al. "A map for social navigation in the human brain." *Neuron* 87.1 (2015): 231-243.
8. Ólafsdóttir, H. Freyja, et al. "Hippocampal place cells construct reward related sequences through unexplored space." *Elife* 4 (2015): e06063.
9. Anguera, Joaquin A., et al. "Video game training enhances cognitive control in older adults." *Nature* 501.7465 (2013): 97-101.
10. Newcombe, Nora S. "Individual variation in human navigation." *Current Biology* 28.17 (2018): R1004-R1008.
11. Nazareth, Alina, et al. "A meta-analysis of sex differences in human navigation skills." *Psychonomic bulletin & review* 26.5 (2019): 1503-1528.

12. Coutrot, Antoine, et al. "Entropy of city street networks linked to future spatial navigation ability." *Nature* 604.7904 (2022): 104-110.
13. Sharit, Joseph, et al. "Investigating the roles of knowledge and cognitive abilities in older adult information seeking on the web." *ACM Transactions on Computer-Human Interaction (TOCHI)* 15.1 (2008): 1-25.
14. Chevalier, Aline, Aurélie Dommes, and Jean-Claude Marquié. "Strategy and accuracy during information search on the Web: Effects of age and complexity of the search questions." *Computers in human behavior* 53 (2015): 305-315.
15. McDonald, Sharon, and Linda Spencer. "Gender differences in web navigation." *Women, Work and Computerization*. Springer, Boston, MA, 2000. 174-181.
16. Liao, Yan, Mary Finn, and Jun Lu. "information seeking behavior of international graduate students vs. American graduate students: A user study at Virginia Tech 2005." *College & Research Libraries* 68.1 (2007): 5-25.
17. Zmigrod, Leor, et al. "The cognitive and perceptual correlates of ideological attitudes: a data-driven approach." *Philosophical Transactions of the Royal Society B* 376.1822 (2021): 20200424.
18. Marian, Viorica, and Anthony Shook. "The cognitive benefits of being bilingual." *Cerebrum: the Dana forum on brain science*. Vol. 2012. Dana Foundation, 2012.
19. Yasseri, Taha, et al. "Dynamics of conflicts in Wikipedia." *PloS one* 7.6 (2012): e38869.
20. Yasseri, Taha, András Kornai, and János Kertész. "A practical approach to language complexity: a Wikipedia case study." *PloS one* 7.11 (2012): e48386.
21. Scaria, Aju Thalappillil, et al. "The last click: Why users give up information network navigation." *Proceedings of the 7th ACM international conference on Web search and data mining*. 2014.
22. Takes, Frank W., and Walter A. Kosters. "Mining user-generated path traversal patterns in an information network." *2013 IEEE/WIC/ACM International Joint Conferences on Web Intelligence (WI) and Intelligent Agent Technologies (IAT)*. Vol. 1. IEEE, 2013.
23. Kattenbeck, Markus, Thomas Jänich, and Ludwig Kreuzpointner. "Do Spatial Abilities Have an Impact on Route Learning in Hypertexts?." *Spatial Cognition XI: 11th International Conference, Spatial Cognition 2018, Tübingen, Germany, September 5-8, 2018, Proceedings* 11. Springer International Publishing, 2018.
24. Lamprecht, Daniel, et al. "How the structure of Wikipedia articles influences user navigation." *New Review of Hypermedia and Multimedia* 23.1 (2017): 29-50.
25. Arora, Akhil, et al. "Wikipedia reader navigation: When synthetic data is enough." *Proceedings of the Fifteenth ACM International Conference on Web Search and Data Mining*. 2022.
26. West, Robert, and Jure Leskovec. "Human wayfinding in information networks." *Proceedings of the 21st International Conference on World Wide Web*. 2012.
27. Singer, Philipp, et al. "Detecting memory and structure in human navigation patterns using Markov chain models of varying order." *PloS one* 9.7 (2014): e102070.
28. Cobb-Clark, Deborah A., and Stefanie Schurer. "The stability of big-five personality traits." *Economics Letters* 115.1 (2012): 11-15.
29. Huang, Xing, and Daniel Voyer. "Timing and sex effects on the "Spatial Orientation Test": A World War II map reading test." *Spatial Cognition & Computation* 17.4 (2017): 251-272.
30. Lawton, Carol A. "Gender differences in way-finding strategies: Relationship to spatial ability and spatial anxiety." *Sex Roles* 30 (1994): 765-779.
31. Spiers, Hugo J., Antoine Coutrot, and Michael Hornberger. "Explaining World-Wide Variation in Navigation Ability from Millions of People: Citizen Science Project Sea Hero Quest." *Topics in cognitive science* (2021).
32. Ghisletta, Paolo, et al. "Two thirds of the age-based changes in fluid and crystallized intelligence, perceptual speed, and memory in adulthood are shared." *Intelligence* 40.3 (2012): 260-268.
33. Bialystok, Ellen, Fergus IM Craik, and Gigi Luk. "Bilingualism: consequences for mind and brain." *Trends in cognitive sciences* 16.4 (2012): 240-250.
34. Lövdén, Martin, et al. "Quantitative and qualitative sex differences in spatial navigation." *Scandinavian journal of psychology* 48.5 (2007): 353-358.

35. Padilla, Lace M., et al. "Sex differences in virtual navigation influenced by scale and navigation experience." *Psychonomic Bulletin & Review* 24 (2017): 582-590.
36. Grön, Georg, et al. "Brain activation during human navigation: gender-different neural networks as substrate of performance." *Nature Neuroscience* 3.4 (2000): 404-408.
37. Saucier, Deborah M., et al. "Are sex differences in navigation caused by sexually dimorphic strategies or by differences in the ability to use the strategies?." *Behavioral Neuroscience* 116.3 (2002): 403.
38. Runco M A, Jaeger G J. The standard definition of creativity[J]. *Creativity Research Journal*, 2012, 24(1): 92-96.
39. Campbell, Chelsea M., Eduardo J. Izquierdo, and Robert L. Goldstone. "Partial copying and the role of diversity in social learning performance." *Collective Intelligence* 1.1 (2022): 26339137221081849.
40. Spiers, Hugo J., and Sam J. Gilbert. "Solving the detour problem in navigation: a model of prefrontal and hippocampal interactions." *Frontiers in human neuroscience* 9 (2015): 125.
41. Gulyás, András, et al. "The role of detours in individual human navigation patterns of complex networks." *Scientific Reports* 10.1 (2020): 1098.
42. Hunsaker, Amanda, and Eszter Hargittai. "A review of Internet use among older adults." *New Media & Society* 20.10 (2018): 3937-3954.
43. Dunteman, George H. *Principal components analysis*. No. 69. Sage, 1989.
44. Perozzi, Bryan, Rami Al-Rfou, and Steven Skiena. "Deepwalk: Online learning of social representations." *Proceedings of the 20th ACM SIGKDD international conference on Knowledge discovery and data mining*. 2014.
45. Witten, Ian H., and David N. Milne. "An effective, low-cost measure of semantic relatedness obtained from Wikipedia links." (2008): 25-30.
46. Finkelstein, Lev, et al. "Placing search in context: The concept revisited." *Proceedings of the 10th International Conference on World Wide Web*. 2001.
47. Singer, Philipp, et al. "Computing semantic relatedness from human navigational paths: A case study on Wikipedia." *International Journal on Semantic Web and Information Systems (IJSWIS)* 9.4 (2013): 41-70.
48. Besse, Philippe, et al. "Review and perspective for distance based trajectory clustering." *arXiv preprint arXiv:1508.04904* (2015).
49. Rockafellar, R. Tyrrell, and Roger J-B. Wets. *Variational analysis*. Vol. 317. Springer Science & Business Media, 2009.
50. Van der Maaten, Laurens, and Geoffrey Hinton. "Visualizing data using t-SNE." *Journal of Machine Learning Research* 9.11 (2008).
51. Official White House Photo by Pete Souza, Public domain, via Wikimedia Commons, https://commons.wikimedia.org/wiki/File:President_Barack_Obama.jpg
52. President.gov.ua, CC BY 4.0 <<https://creativecommons.org/licenses/by/4.0/>>, via Wikimedia Commons, [https://commons.wikimedia.org/wiki/File:Emmanuel_Macron_June_2022_\(cropped\).jpg](https://commons.wikimedia.org/wiki/File:Emmanuel_Macron_June_2022_(cropped).jpg)
53. Original: Unknown, Vector: Jürgen Krause, Public domain, via Wikimedia Commons, https://commons.wikimedia.org/wiki/File:Flag_of_France_official.svg
54. Vincent van Gogh, Public domain, via Wikimedia Commons, [https://commons.wikimedia.org/wiki/File:Vincent_van_Gogh_-_Self-Portrait_-_Google_Art_Project_\(454045\).jpg](https://commons.wikimedia.org/wiki/File:Vincent_van_Gogh_-_Self-Portrait_-_Google_Art_Project_(454045).jpg)
55. Kkdu101, CC BY-SA 3.0 <<https://creativecommons.org/licenses/by-sa/3.0/>>, via Wikimedia Commons, [https://commons.wikimedia.org/wiki/File:NU_Diploma_\(redacted\).jpg](https://commons.wikimedia.org/wiki/File:NU_Diploma_(redacted).jpg)
56. User:Husky and h3m3ls, Mischa de Muynck and Niels, CC BY-SA 3.0 <<https://creativecommons.org/licenses/by-sa/3.0/>>, via Wikimedia Commons, https://commons.wikimedia.org/wiki/File:Art-portrait-collage_2.jpg