

Automatic Generation of an Efficient Less-Than Oracle for Quantum Amplitude Amplification

Javier Sanchez-Rivero*, Daniel Talaván*, Jose Garcia-Alonso†,
Antonio Ruiz-Cortés‡, and Juan Manuel Murillo§

*COMPUTAEX Foundation

†University of Extremadura

‡University of Seville

§COMPUTAEX Foundation and University of Extremadura

Abstract—Grover’s algorithm is a well-known contribution to quantum computing. It searches one value within an unordered sequence faster than any classical algorithm. A fundamental part of this algorithm is the so-called oracle, a quantum circuit that marks the quantum state corresponding to the desired value. A generalization of it is the oracle for Amplitude Amplification, that marks multiple desired states. In this work we present a classical algorithm that builds a phase-marking oracle for Amplitude Amplification. This oracle performs a less-than operation, marking states representing natural numbers smaller than a given one. Results of both simulations and experiments are shown to prove its functionality. This less-than oracle implementation works on any number of qubits and does not require any ancilla qubits. Regarding depth, the proposed implementation is compared with the one generated by Qiskit automatic method, *UnitaryGate*. We show that the depth of our less-than oracle implementation is always lower. This difference is significant enough for our method to outperform *UnitaryGate* on real quantum hardware.

I. INTRODUCTION

The arrival of the noisy intermediate-scale quantum (NISQ) era [1] where quantum computers with several qubits (quantum bits) are available [2]–[4] has enabled the possibility of testing the theoretical work on quantum algorithms on real devices [5], [6]. This fact has enabled a great research effort that is currently being devoted to the optimization of existing algorithms and to the creation of new ones.

Quantum algorithms usually take a fully superposed state as starting point and manipulate it to reach another quantum state where some of the states have increased amplitude. These states are the most probable solution to the problem being addressed. The possibility of having superposition states and the way amplitudes are manipulated means that certain problems can be solved more efficiently by quantum computers than by classical

ones [6], [7]. A well-known example of this is Grover’s algorithm.

Grover presented [8] a quantum algorithm that searches in an unordered sequence faster than any known classical algorithm. Grover’s algorithm works by combining two quantum operations. The first one marks (by giving it a π -phase) the desired quantum state. This marking operation is known as oracle. The second operation aims to amplify the amplitude of the marked state. This operation is called diffusion operator or diffuser. In order to reach such amplification it is often needed to repeat the pair oracle-diffuser several times. The generalisation of Grover to amplify multiple states is Amplitude Amplification (AA) [9], [10].

In this paper we present the implementation of an oracle that performs a less-than operation. Taking as input a quantum state in which qubits encode natural numbers (including 0), this oracle gives a π -phase to those numbers less than a given one. In addition, a classical algorithm is provided that automatically generates the quantum circuit corresponding to the oracle for any number of qubits.

The complexity function of this less-than operation is $\mathcal{O}(\sqrt{N/M})$, where N is the number of naturals encoded in the quantum state and M ($1 \leq M \leq N$) is the number of naturals less than the given number. Thus, the complexity function is bounded above by $\mathcal{O}(\sqrt{N})$ (better than classical $\mathcal{O}(N)$ for an unordered sequence of naturals). Moreover, the provided implementation avoids the use of ancilla qubits and produces circuits with a depth low enough to be realizable in real quantum hardware.

The result presented here is part of a research work that aims to achieve reusable and composable quantum operations. For example, from the less-than a greater-than oracle can be easily obtained, and by combining both, ranges of integers can also be produced.

Algorithm 1: Less-than oracle classical builder

Input: Number of qubits n and a natural number m where $0 < m < 2^n$

Output: Quantum Circuit which gives a π -phase to all states representing binary forms of natural numbers smaller than m

```

 $m_{\text{binary}} \leftarrow \text{binary}(m);$ 
 $QuantumCircuit \leftarrow$  Circuit of  $n$  qubits;
 $b_{n-1} \leftarrow$  1st bit (most significant) of  $m_{\text{binary}};$ 
if  $b_{n-1} = 0$  then
  |  $X$  gate to  $q_{n-1};$ 
else
  |  $X$  gate to  $q_{n-1};$ 
  |  $Z$  gate to  $q_{n-1};$ 
  |  $X$  gate to  $q_{n-1};$ 
end
for  $i \leftarrow n - 2$  to  $0$  do
  |  $b_i \leftarrow$   $i$ -th bit of  $m_{\text{binary}};$ 
  |  $q_i \leftarrow$   $i$ -th qubit of  $QuantumCircuit;$ 
  | if  $b_i = 0$  then
  | |  $X$  gate to  $q_i;$ 
  | else
  | |  $X$  gate to  $q_i;$ 
  | |  $CZ^{\otimes(n-i)}$  gate to qubits  $q_{n-1}, \dots, q_i;$ 
  | |  $X$  gate to  $q_i;$ 
  | end
end
for  $i \leftarrow 0$  to  $n - 1$  do
  | if  $b_i = 0$  then
  | |  $X$  gate to  $q_i;$ 
  | end
end

```

For the algorithm to work as intended is needed to initialise all qubits to a uniform superposition of 0s and 1s by applying a Hadamard gate to each one.

The first step of the algorithm is converting the number m to binary form, $m_{\text{binary}} = b_{n-1} \dots b_0$, with n bits². This is always possible because $m < 2^n$.

After that, it proceeds to check the first bit (most significant) of m_{binary} , b_{n-1} . If it is 1, hence $m \geq 2^{n-1}$, then the gates XZX are applied to the qubit q_{n-1} of the quantum circuit (2). This gives a π -phase to the states of the form $|0 q_{n-2} \dots q_0\rangle$, which represent numbers smaller than 2^{n-1} , thus smaller than m .

²In the case $n = 4$ and $m = 3$, the binary form would be $m_{\text{binary}} = 0011$.

$$XZX \otimes I^{\otimes(n-1)} |q_{n-1} \dots q_0\rangle = -\frac{1}{\sqrt{2}} |0 q_{n-2} \dots q_0\rangle + \frac{1}{\sqrt{2}} |1 q_{n-2} \dots q_0\rangle \quad (2)$$

where $I^{\otimes(n-1)}$ is the identity gate applied to $n - 1$ qubits, in this case the least significant ones.

Else, if b_{n-1} is 0, an X gate is applied to q_{n-1} , which will be reversed at the end of the circuit.

The next step is general for the rest of the positions, $i \in \{n-2, \dots, 0\}$. If b_i is 0, an X gate is applied to q_i . In case b_i is 1, the gates

$$I^{\otimes(n-i-1)} \otimes X \cdot CZ^{\otimes(n-i)} \cdot I^{\otimes(n-i-1)} \otimes X \quad (3)$$

are applied to $\{q_{n-1}, \dots, q_i\}$. This gives a π -phase to the states $|b_{n-1} \dots b_{i+1} 0 q_{i-1} \dots q_0\rangle$. As explained before, if the i -th bit of m_{binary} is 1, all numbers with 0 in the i -th bit and the same $n - i - 1$ first bits as m_{binary} ($b_{n-1} \dots b_{i+1}$) are smaller than m .

Finally, an X gate is applied to each q_i such that $b_i = 0$,

$$\prod_{i=0: b_i=0}^{n-1} I^{\otimes(n-i-1)} \otimes X \otimes I^{\otimes(i)} \quad (4)$$

This is done because another X gate was applied to them in previous steps of the algorithm, so operation (4) returns these qubits to the initial state, except for a possible π -phase.

As an illustrative example of the algorithm output, we show the oracle generated taking $m = 11 = 1011_2$ in figure 1.

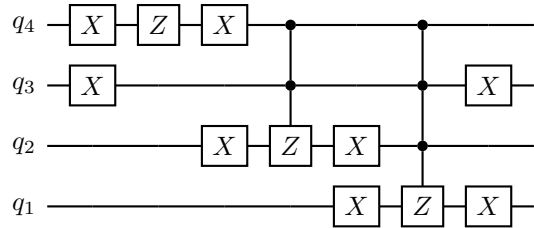


Fig. 1. Oracle generated taking $m = 11 = 1011_2$ with 4 qubits.

From this point, the implementation of the greater-than oracle mentioned above is trivial. Even more, the oracles greater-than and less-than can be composed in a way that, by combining them, we obtain ranges of integers. These oracles also satisfy the commutative and associative properties. Although this aspect is not exploited in this work it is one of the key motivations behind it. This combinations and further examples of less-than oracles may be found in the repository included in Code and Data.

IV. RESULTS

The best way to show the functionality of the less-than oracle implementation presented in this work is through simulations of different examples of the generated circuits and experiments on real quantum devices³. For this paper, we have used Qiskit [18] for generating the quantum circuits and running the experiments.

We show the results of amplifying the desired states as described by chapter 6 of [24]. As stated before, to realise that Amplitude Amplification a diffusion operator is applied after the oracle. Depending on the fraction N/M (being M the number of desired states and N the total number of states), we need to repeat the pair oracle-diffuser several times, with a maximum of $\lceil \pi/4\sqrt{N/M} \rceil$ times. In figure 2, we show an example of the full circuit implementing the operation less-than 42 with 6 qubits.

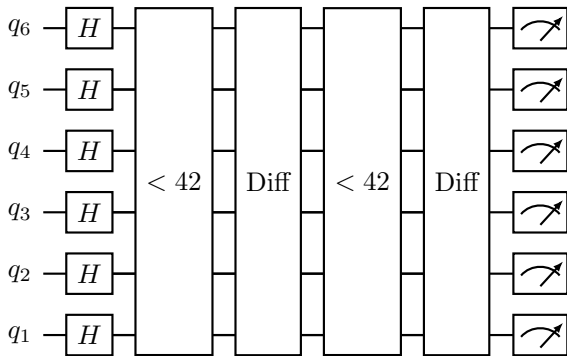


Fig. 2. Full circuit implementing operation less-than 42 with 6 qubits.

All our results are generated by running the circuit several times, each of those runs is called shot. Each shot is the result provided by measuring after running the circuit. Hence, the output of one shot is just one state. Figures in this section represent the relative frequency (y-axis) of each state (x-axis) measured in the several shots realised. The results shown are generated by running 20,000 shots of each circuit. This choice is based on the maximum number of shots allowed in IBM real quantum devices. This is done to properly compare simulations and real experiments.

A. Simulations

Simulations shown in this section were run on a standard laptop⁴ and execution time ranged between 8 and 10 seconds for each of them.

³The code for the automatic generation and the data of the simulations and experiments can be found in Code and data.

⁴CPU: Intel(R) Core(TM) i5-7200U CPU @ 2.50GHz, 2701 Mhz. RAM: 8GM.

Figures 3 and 4 are examples with 6-qubit circuits. Figure 3 shows the result of the less-than 42 amplification. The desired state is a superposition of the first 42 states:

$$\frac{1}{\sqrt{42}} \sum_{i=0}^{41} |i\rangle \quad (5)$$

The pair oracle-diffuser had to be repeated 2 times to reach maximum amplification of the desired state. Full circuit can be seen in Figure 2. It can be seen that the results are exactly as we would expect save for minor frequency differences. This is due to the number of shots simulated. The frequency of each number tends to the theoretical value ($1/42$ in this case) when the number of shots tends to infinity.

Figure 4 displays results of the less-than 13 operation. In contrast with results in figure 3, in this case there are some small occurrences of non-desired states. The cause of this is that the best amplification possible, which occurs with 1 iteration, is not exactly 100%.

Results from less-than 4 operation on a 4-qubit circuit are shown in figure 5. In this case, the number of iterations of the pair oracle-diffuser is also 1, however the amplification reaches 100% measurement probability of the desired states. The main objective of this example is to compare a simulation with an execution on a real quantum device. Such results are available in the next section.

The numbers used to perform the less-than operations in this section (42, 13 and 4) have been chosen to showcase that Amplitude Amplification, even in absence of noise, does not always perfectly amplify the desired states.

B. Experiments on real quantum hardware

We have run the last simulation, less-than 4 amplification on a 4-qubit circuit, on a real quantum device with 20,000 shots as well. We have chosen this operation specifically because for 4 qubits the full amplification circuit is the one with lower depth. Results of the experiment can be seen in figure 6. The error is noticeable, which is an expected behaviour with real quantum hardware.

Despite these errors, the desired states have a combined frequency of $\approx 63\%$, even though they are 4 states out of 16 in total, 25%. Hence we managed to amplify the measurement probability of the desired states by a ≈ 2.5 factor on an actual quantum device.

The device used for this experiment was an IBM machine, *ibm_nairobi*, on November 18th, 2022 13:22 UTC. This device uses a Falcon r5.11H processor. The calibration data of the device at the time of the experiment can be found in the repository in Code and data.

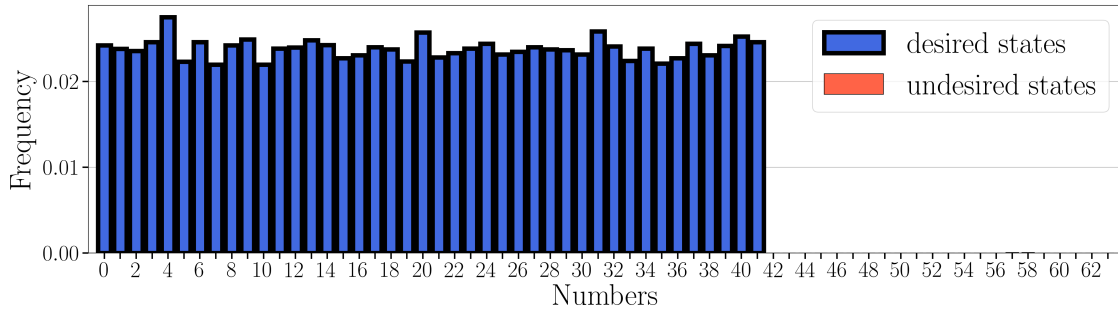


Fig. 3. Simulation of less-than 42 amplification with 6 qubits and 20,000 shots.

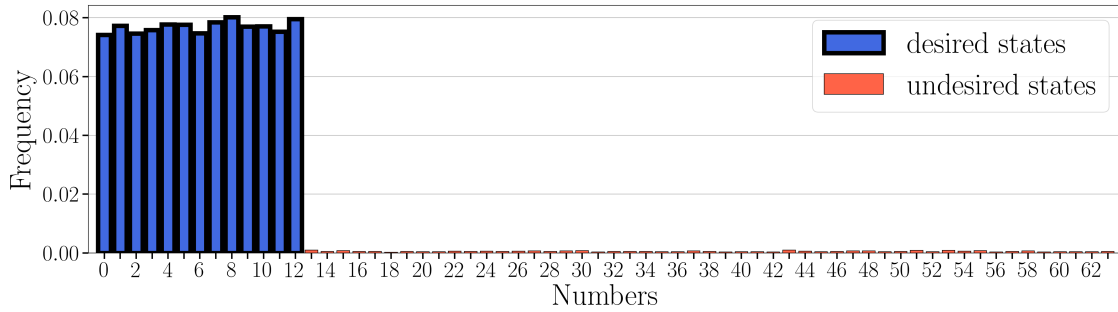


Fig. 4. Simulation of less-than 13 amplification with 6 qubits and 20,000 shots.

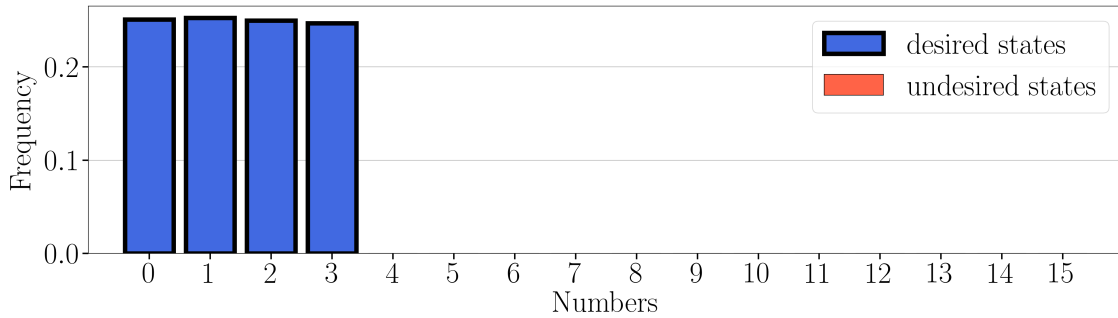


Fig. 5. Simulation of less-than 4 amplification with 4 qubits and 20,000 shots.

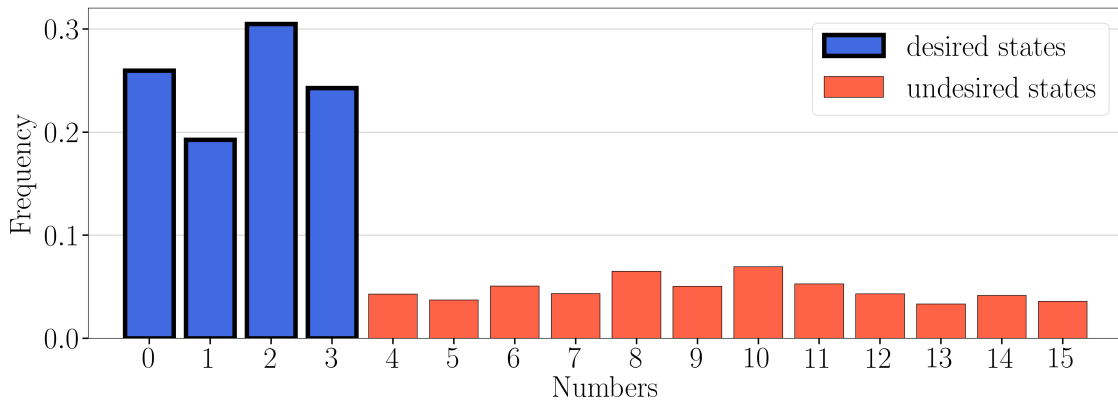


Fig. 6. Real experiment of less-than 4 amplification with 4 qubits and 20,000 shots.

V. EFFICIENCY OF THE GENERATED ORACLE

In this section we focus on two main aspects related with efficiency: number of qubits and depth.

The number of qubits is crucial given that in current quantum devices the number of available qubits is very limited [25]. Depth (the number of consecutive gates) represents the physical implementation time for the algorithm [26]. On actual quantum hardware only low-depth circuits are realizable, otherwise the noise dominates the result [1].

A. Qubits

The method we propose does not use any ancilla qubits. The only required qubits are the ones needed for the full superposition of N states, being $N = 2^n$, where n is the number of qubits. Hence, our method is as efficient as possible in terms of number of qubits.

B. Depth

To give context to the depth of our method, we have chosen to compare the depth with the oracle circuit automatically generated by Qiskit method *UnitaryGate*. The *UnitaryGate* method needs as input a unitary matrix. In this case, the matrix we use as input is the one stated in matrix (1).

In order to do the comparison we generate the same circuit with both methods for each number k with $0 < k < N$.

To properly compare the two methods, we have transpiled all circuits to one of the IBM quantum computers. The backend used was *fake_washington_v2* which has the same properties (gate set, coupling map, etc.) as the real one.

The results of the evaluations are shown on Figure 7. The dots and triangles are the mean depth of the less-than oracle circuits and the *UnitaryGate* generated ones, respectively. The vertical bars represent the maximum and minimum depth for that number of qubits. The scale is logarithmic. While for 4 qubits the minimum depth of *UnitaryGate* is lower than the maximum depth of our method, this happens for circuits with different k . We have checked that the depth of the circuits generated by the algorithm we propose is always lower than their counterparts generated by *UnitaryGate*.

The depth for every circuit with 7 qubits can be seen on Figure 8. The same plot for the remainder numbers of qubits can be found on section VI.

The main result from this analysis is that for each number our method produces a circuit with lower depth than Qiskit method *UnitaryGate* and that difference grows with the number of qubits. The largest differences occur for low numbers ($< N/2$) with a high number of qubits. It can be noted that

oracle circuits for numbers which are powers of 2 have reduced depths with both methods. Even in these cases, our method is a great improvement from Qiskit *UnitaryGate*. For instance, our oracle implementation for the less-than 32 operation with $n = 7$ qubits has a depth of 11. The one generated by *UnitaryGate* has a depth of 1625.

Next, we show that *UnitaryGate* generated oracle circuit fails at being usable on real quantum hardware in cases where our method is successful. We have conducted again the experiment displayed at figure 6 but using the *UnitaryGate* instead of our method to generate the circuit. This experiment was executed on the IBM machine *ibm_nairobi*, on November 18th, 2022 13:00 UTC. The device had the same calibration for both experiments. The results of the experiment are shown on figure 9.

In the experiment carried out with our method, the desired states had a combined frequency of $\approx 63\%$. These states are 4 states out of 16 in total, 25%. On the other hand, in the new experiment with the method *UnitaryGate*, these states have a combined frequency of $\approx 31\%$. Our method increased the probability of the desired states by a ≈ 2.5 factor, while *UnitaryGate* method increased it by a ≈ 1.2 factor. As these two experiments were conducted using the same hardware with the same calibration, the only difference is the depth of the circuits. Therefore, we believe depth is the reason our method provides a much more satisfactory result than *UnitaryGate*.

VI. CONCLUSIONS AND FUTURE WORK

We have presented a classical algorithm capable of building a phase-marking oracle circuit that performs a less-than operation. To exemplify its functionality, some experiments were conducted on both simulations and real quantum hardware. We have made a study on efficiency, focusing on number of qubits and depth. We have shown that no ancilla qubits are required. It has also been shown that the depth of this oracle implementation is always lower than the one generated by Qiskit automatic methods. This depth difference is significant enough for our method to outperform the Qiskit method on real quantum hardware.

As mentioned above, the oracle proposed in this work is the first step in the creation of a bigger set of oracles including ones like greater-than or range of integers. By combining these and other, similar, oracles we expect to be able to create a set of efficient tools for working with integers that can be reused as black box operations. These tools can then be composed by quantum software developers in the creation of complex algorithms.

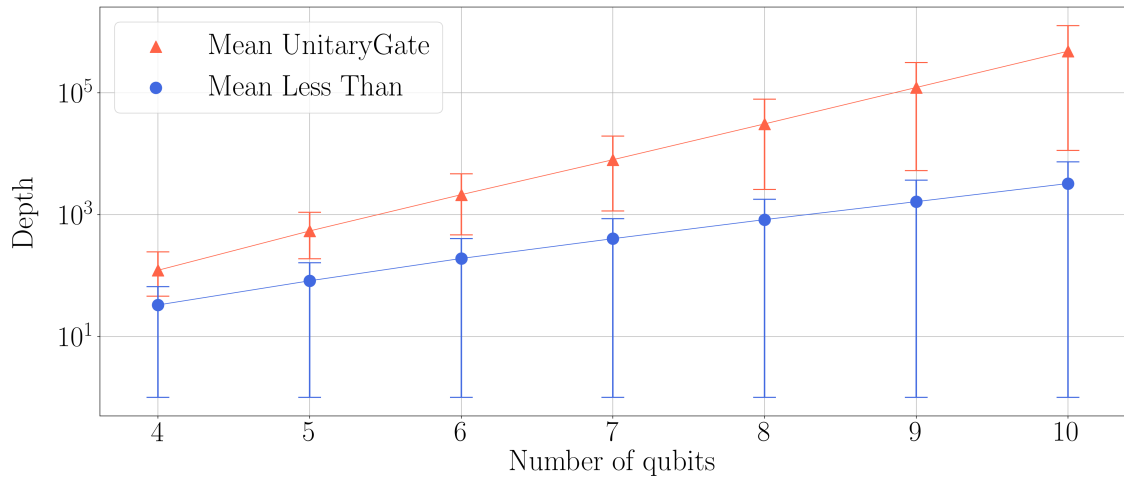


Fig. 7. Comparison of depth using UnitaryGate method vs Less than. Lines between points are visual guides and do not represent any data.

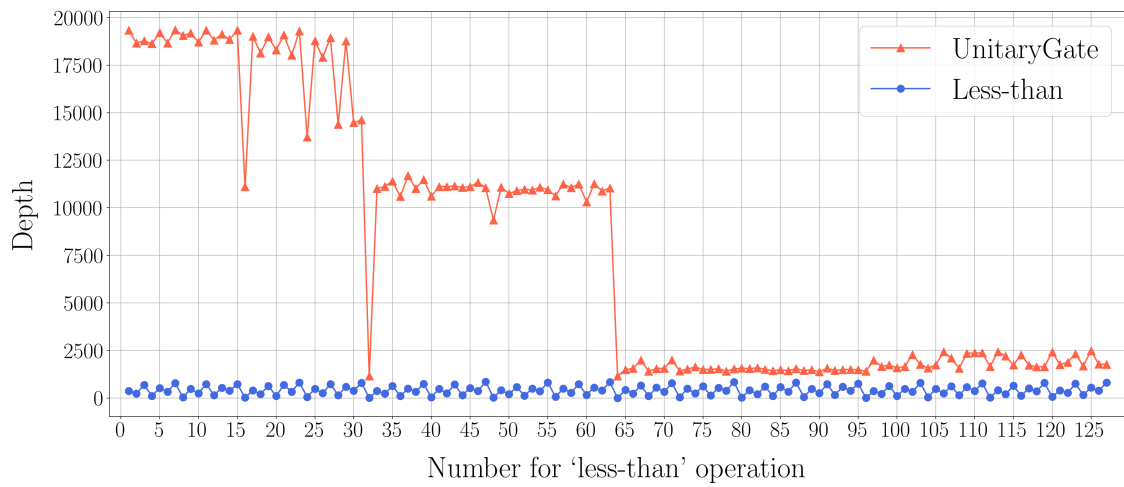


Fig. 8. Depth of oracle less-than on 7 qubit circuit. Lines between points are just visual guides, they do not represent any data.

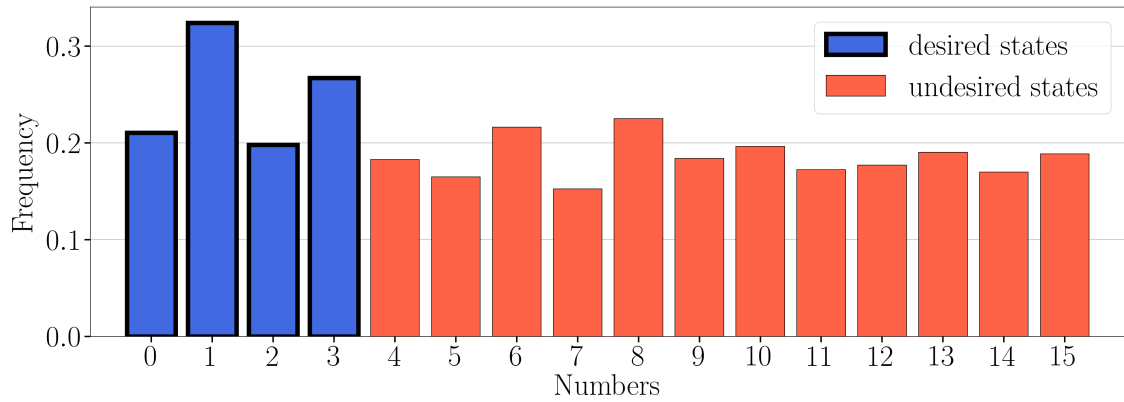


Fig. 9. Real experiment of less-than 4 amplification with Qiskit *UnitaryGate* method with 4 qubits and 20,000 shots.

ACKNOWLEDGMENTS

This work has been financially supported by the Ministry of Economic Affairs and Digital Transformation of the Spanish Government through the QUANTUM ENIA project call - Quantum Spain project, by the Spanish Ministry of Science and Innovation under project PID2021-124054OB-C31, by the Regional Ministry of Economy, Science and Digital Agenda, and the Department of Economy and Infrastructure of the Government of Extremadura under project GR21133, and by the European Union through the Recovery, Transformation and Resilience Plan - NextGenerationEU within the framework of the Digital Spain 2026 Agenda.

We acknowledge the use of IBM Quantum services for this work. The views expressed are those of the authors, and do not reflect the official policy or position of IBM or the IBM Quantum team.

We are grateful to COMPUTAEX Foundation for allowing us to use the supercomputing facilities (LUSITANIA II) for calculations.

CODE AND DATA

Data and code can be found in <https://github.com/JSRivero/Less-than-oracle>.

REFERENCES

- [1] J. Preskill, “Quantum Computing in the NISQ era and beyond,” *Quantum*, vol. 2, p. 79, Aug. 2018. [Online]. Available: <https://doi.org/10.22331/q-2018-08-06-79>
- [2] Q. Zhu, S. Cao, F. Chen, M.-C. Chen, X. Chen, T.-H. Chung, H. Deng, Y. Du, D. Fan, M. Gong *et al.*, “Quantum computational advantage via 60-qubit 24-cycle random circuit sampling,” *Science bulletin*, vol. 67, no. 3, pp. 240–245, 2022.
- [3] W.-J. Huang, W.-C. Chien, C.-H. Cho, C.-C. Huang, T.-W. Huang, and C.-R. Chang, “Mermin’s inequalities of multiple qubits with orthogonal measurements on ibm q 53-qubit system,” *Quantum Engineering*, vol. 2, no. 2, p. e45, 2020. [Online]. Available: <https://onlinelibrary.wiley.com/doi/abs/10.1002/que2.45>
- [4] Y. Wang, Y. Li, Z.-q. Yin, and B. Zeng, “16-qubit ibm universal quantum computer can be fully entangled,” *npj Quantum Information*, vol. 4, no. 1, pp. 1–6, 2018.
- [5] C. Figgatt, D. Maslov, K. A. Landsman, N. M. Linke, S. Debnath, and C. Monroe, “Complete 3-qubit grover search on a programmable quantum computer,” *Nature communications*, vol. 8, no. 1, pp. 1–9, 2017.
- [6] L. M. Vandersypen, M. Steffen, G. Breyta, C. S. Yannoni, M. H. Sherwood, and I. L. Chuang, “Experimental realization of shor’s quantum factoring algorithm using nuclear magnetic resonance,” *Nature*, vol. 414, no. 6866, pp. 883–887, 2001.
- [7] M. Cerezo, A. Arrasmith, R. Babbush, S. C. Benjamin, S. Endo, K. Fujii, J. R. McClean, K. Mitarai, X. Yuan, L. Cincio *et al.*, “Variational quantum algorithms,” *Nature Reviews Physics*, vol. 3, no. 9, pp. 625–644, 2021.
- [8] L. K. Grover, “A fast quantum mechanical algorithm for database search,” 1996. [Online]. Available: <https://arxiv.org/abs/quant-ph/9605043>
- [9] G. Brassard, P. Hoyer, M. Mosca, and A. Tapp, “Quantum amplitude amplification and estimation,” *Contemporary Mathematics*, vol. 305, pp. 53–74, 2002.
- [10] L. K. Grover, “Quantum computers can search rapidly by using almost any transformation,” *Physical Review Letters*, vol. 80, no. 19, pp. 4329–4332, may 1998.
- [11] F. Leymann, “Towards a pattern language for quantum algorithms,” in *Quantum Technology and Optimization Problems*, ser. Lecture Notes in Computer Science (LNCS), vol. 11413. Cham: Springer International Publishing, 2019, pp. 218–230.
- [12] J. Liu and H. Zhou, “Hardware efficient quantum search algorithm,” 2021. [Online]. Available: <https://arxiv.org/abs/2103.14196>
- [13] D. Deutsch and R. Jozsa, “Rapid solution of problems by quantum computation,” *Proceedings of the Royal Society of London. Series A: Mathematical and Physical Sciences*, vol. 439, pp. 553 – 558, 1992.
- [14] D. R. Simon, “On the power of quantum computation,” *SIAM Journal on Computing*, vol. 26, no. 5, pp. 1474–1483, 1997.
- [15] E. Bernstein and U. Vazirani, “Quantum complexity theory,” *SIAM Journal on Computing*, vol. 26, no. 5, pp. 1411–1473, 1997.
- [16] A. Gilyén, S. Arunachalam, and N. Wiebe, “Optimizing quantum optimization algorithms via faster quantum gradient computation,” in *Proceedings of the Thirtieth Annual ACM-SIAM Symposium on Discrete Algorithms*. Society for Industrial and Applied Mathematics, jan 2019, pp. 1425–1444. [Online]. Available: <https://doi.org/10.1137%2F1.9781611975482.87>
- [17] A. A. Saki, M. Alam, and S. Ghosh, “Study of decoherence in quantum computers: A circuit-design perspective,” 2019. [Online]. Available: <https://arxiv.org/abs/1904.04323>
- [18] A. tA *et al.*, “Qiskit: An open-source framework for quantum computing,” 2021.
- [19] R. Iten, R. Colbeck, I. Kukuljan, J. Home, and M. Christandl, “Quantum circuits for isometries,” *Physical Review A*, vol. 93, no. 3, mar 2016. [Online]. Available: <https://doi.org/10.1103%2Fphysreva.93.032318>
- [20] A. W. Cross, L. S. Bishop, S. Sheldon, P. D. Nation, and J. M. Gambetta, “Validating quantum computers using randomized model circuits,” *Physical Review A*, vol. 100, no. 3, sep 2019. [Online]. Available: <https://doi.org/10.1103%2Fphysreva.100.032328>
- [21] R. Seidel, C. K.-U. Becker, S. Bock, N. Tcholchev, I.-D. Gheorge-Pop, and M. Hauswirth, “Automatic generation of grover quantum oracles for arbitrary data structures,” *Quantum Science and Technology*, 2023. [Online]. Available: <http://iopscience.iop.org/article/10.1088/2058-9565/acaf9d>
- [22] A. J. da Silva and D. K. Park, “Linear-depth quantum circuits for multiqubit controlled gates,” *Phys. Rev. A*, vol. 106, p. 042602, Oct 2022. [Online]. Available: <https://link.aps.org/doi/10.1103/PhysRevA.106.042602>
- [23] F. Gemeinhardt, A. Garmendia, and M. Wimmer, “Towards model-driven quantum software engineering,” in *2021 IEEE/ACM 2nd International Workshop on Quantum Software Engineering (Q-SE)*. IEEE, 2021, pp. 13–15.
- [24] M. A. Nielsen and I. L. Chuang, *Quantum Computation and Quantum Information*. Cambridge University Press, 2000.
- [25] IBM, “Ibm quantum compute resources,” <https://quantum-computing.ibm.com/services/resources>, accessed: 2022-11-21.
- [26] K. Zhang and V. E. Korepin, “Depth optimization of quantum search algorithms beyond grover’s algorithm,” *Phys. Rev. A*, vol. 101, p. 032346, Mar 2020. [Online]. Available: <https://link.aps.org/doi/10.1103/PhysRevA.101.032346>