

Dusty Dark Matter Pearls Developed.

H.B. Nielsen*
Niels Bohr Institut
hbech@nbi.dk
C.D.Froggatt
Glasgow University
Colin.Froggatt@glasgow.ac.uk

“Bled” , July 2022

Abstract

We briefly review and update our earlier published model for dark matter consisting of nanometer size bubbles of a new speculated vacuum phase in which some ordinary material, e.g. carbon, is present under high pressure caused by the surface tension of the domain wall surrounding the bubble. These bubbles or pearls are surrounded by dust grains, and it is one of the new points of the present article that this dust grain rather than being a three-dimensional blob of ordinary matter is a lower dimensional object of some lower Hausdorff dimension. We make several order of magnitude fits and find rather good agreement for our model. However we must imagine that the very high - 3.5 keV - homolumo gap assumed present in the highly compressed medium inside the bubble has influenced the neighbouring dust, so as to make it significantly harder than usual dust. This is to ensure that we obtain the correct order of magnitude for the velocity in the collisions between dark matter particles at which the cross section falls strongly with increasing velocity.

The dark matter pearls lose their surrounding dust in passing through the earth’s atmosphere and impacting the earth. They must reach down with their terminal velocity through the shielding to the DAMA observatory in less than a year, so that there is no problem in obtaining the seasonal variation effect the DAMA experiment has observed. This is easier to achieve with a sufficiently high pearl mass and this mass is not so strongly restricted once the dust grain is lower dimensional.

Keywords: dark matter, vacuum phases, interstellar dust, X-ray, DAMA-experiment, self-interacting dark matter(SIDM).

*Speaker at the Work Shop “What comes beyond the Standard Models” in Bled.

PACS: 96.30Vb,98.70-f,95.35,11.10,12.60-i,98.38,98.80-k,98.80Cq,12.90+ b, 98.56Wm, 98.58Ca,98.58Mj.

1 Introduction

What dark matter really consists of is one of greatest mysteries in physics today, and we have long worked on the proposal that it consists of bubbles of a new phase of the vacuum into which is filled some ordinary material, such as probably carbon in the form of highly compressed diamond [1, 2, 3, 4, 5, 6, 7, 8, 9, 10, 11]. Our main assumption not based simply on the Standard Model is that there are several possible phases of the vacuum with *the same energy density* [12, 13, 14, 15, 16, 17]. So it is only the surface tension S of the surface between the “new” vacuum inside the bubble and the usual vacuum outside the bubbles which keeps the diamond under high pressure. Apart from our new speculation of there existing several phases of the vacuum, a speculation with the help of which we *predicted* the mass of the Higgs boson [16] before it was found, our model is based only on the Standard Model, an achievement not usually managed by models for the dark matter.

At the present, in spite of the gravitational force from the dark matter fitting the motions of the stars and galaxies and cosmology well, the remarkable facts are that

- The majority of the underground experiments - in particular the Xenon ones [18, 19, 20] - do *not* see any dark matter hitting the Earth, and
- Accelerators - LHC is the most hopeful - have *not* been able to see any dark matter either.

2 Pearl

The dark matter particles or pearls are composed of:

- A nm-size bubble of a new speculated vacuum filled with highly compressed atomic stuff, say carbon.
- A surrounding dust particle of “metallicity” material [21, 22] such as C, O, Si, Fe, ..., presumably of some non-integer Hausdorff dimension about 2 or 1. This atomic matter is influenced by the electrons being partly in a superposition of being inside the bubble of the new vacuum, where there is very high homolumo gap between filled and

unfilled electron states [11]. This influences the dust grain material so as to make it denser and harder.

Pearls interact with:

- other dark matter particles and thereby provide an example of self-interacting dark matter (SIDM) [23].
- atomic matter.

The most important evidence for our model may be that we find the energy value of 3.5 keV in *three* different places as a possible favourite energy level difference for dark matter:

- From places in outer space with a lot of dark matter, galaxy clusters, Andromeda and the Milky Way Center, as the energy of an unexpected X-ray line [24, 25, 26, 27, 28, 29], and strangely also from Tycho supernova remnant [30].
- As the average energy of the DAMA dark matter events [31, 32].
- As an average energy for the electron recoil excess¹ in the XENON1T experiment [33].

Dust easily gets of lower than 3 dimensions because the growing of a dust grain takes place by molecules (monomers) almost one by one being attached to the grain as it is at the time and by grains colliding and sticking together. Such growing could easily make the dimension non-integer. This idea of a dust grain with a fractal dimension has been studied in [35] and results from this paper are given in Figure 1.

An example of such a fractal cosmic dust grain built up from 1024 monomers [36] is given in Figure 2.

It is indeed very likely that such a dust grain would collect on top of one of our pearls, which in itself is very much like a seed atom. We may illustrate that in Figure 3 by drawing our little pearl as a bubble of new vacuum inside the dust grain.

If typically the grain size is $0.1\mu m$ and the bubble size is $1nm = 0.001\mu m$, then the bubble is about 100 times smaller than the dust grain.

¹The results from the more sensitive XENONnT detector were published [34] shortly after this School. XENONnT reduces the low energy electron recoil background to a factor of 5 lower than in XENON1T and observe no electron excess above background.

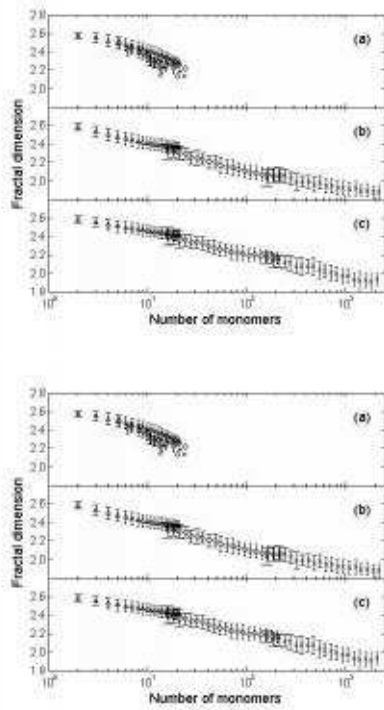


Figure 1: Fractal dimensions of dust grain given by the Hausdorff dimension from [35].

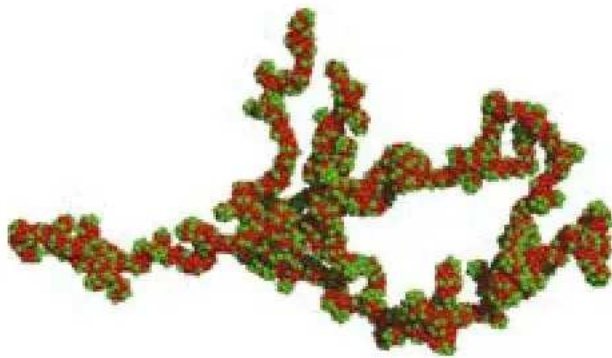


Рис. 3. Фрактальная модель космической пылинки [5]

Figure 2: Picture of Fractal Cosmic Dust Grain constructed from 1024 monomers [36].

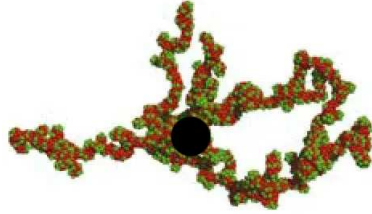


Рис. 3. Фрактальная модель космической пылинки [5]

Figure 3: The little dot inserted in the foregoing figure 2 here symbolizes the bubble of new vacuum. It is supposedly much heavier than the rest of the dust grain.

3 Achievements

Important achievements of our model:

- Explain that only DAMA “sees” the dark matter by the particles interacting so strongly as to be quite slow and unable to knock nuclei so as to make observable signals. Instead the DAMA signal is explained as due to emission of electrons from pearls in an excited state with the “remarkable 3.5 keV energy”.

Actually Xenon1T may have seen these electrons from the dark matter particle *decays* as the mysterious electron recoil excess.

- The favourite frequency of electron or photon emission of the dark matter particles is due to a homolumo gap in the material inside the bubble of the new vacuum. This gap should be equal to the 3.5 keV.
- We have made a rather complicated calculation of what happens when the bubbles - making up the main part of the dark matter particle - hit each other and the surface/skin/domain wall contract and how one gets out a part of the energy as 3.5 keV X-rays [7]. We fit with one parameter both the very frequency 3.5 keV, and the over all intensity of the corresponding X-ray line observed from galaxy clusters etc. This production mechanism gives an intensity proportional to the dark matter density squared and we use the results of the analysis of Cline and Frey [37] whose model shares this property.
- We explain why - otherwise mysteriously - the 3.5 keV line was seen by Jeltema and Profumo [30] from the Tycho supernova remnant and probably also problems with the Perseus galaxy cluster 3.5 keV X-ray

Self-interacting d

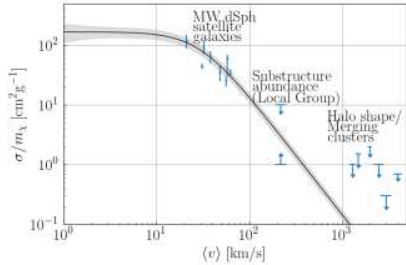


Figure 7. Same as Fig. 6, but extended to cover the range of MW- (~200 km/s) and cluster-size (~1000 – 5000 km/s) haloes’ velocities. The figure shows upper and lower limits for σ/m_χ taken for substructure abundance studies (e.g. Vogelsberger et al. 2012 and Zavala et al. 2013), as well as based on halo shape/ellipticity studies and cluster lensing surveys (see text).

Figure 4: Extract from Correa’s paper illustrating the fits of the cross section to mass ratio obtained for different dwarf galaxies, as a function of the estimated velocity for the relevant galaxy.

observations. This is by claiming the excitation of the bubbles come from cosmic radiation in the supernova remnant.

- According to expectations from ideal dark matter that only interacts essentially by gravity there should be e.g in a dwarf galaxy a concentrated peak or cusp of dark matter, but that seems not to be true. The inner density profile rather seems to be flat as expected for self-interacting dark matter [23]. Correa [38] can fit the dwarf galaxy star velocities by the hypothesis that dark matter particles interact with each other with a cross section over mass ratio increasing for lower velocity, as shown in Figure 4. We fit the cross section over mass velocity dependence of hers. But we need a “hardening ” of the dust around the bubbles.

4 Impact

We imagine that the dark matter pearls lose their dust grain in the atmosphere or at least, if not before, by the penetration into the earth shielding, and that they at the same time get excited by means of the energy from the braking of the pearls. For a very small number of the pearls this excitation

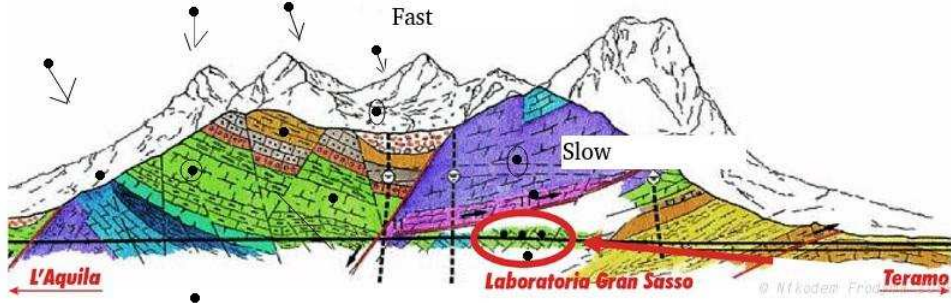


Figure 5: The mountains above the Gran Sasso laboratories.

energy gets radiated first much later when the pearl has passed through the earth shielding to the underground detectors, so as to deliver X-ray radiation with just the characteristic 3.5 keV energy per photon. The energy is delivered we guess by electrons or photons. Thus experiments like the xenon experiments do not “see” it when looking for nucleus-caused events. Only DAMA, which does not notice if it is from nuclei or from electrons, does not throw electron-caused events away as something else.

The dark matter pearls come in with high speed (galactic velocity), but get stopped down to much lower speed by interaction with the shielding mountains, whereby they also get excited to emit 3.5 keV X-rays or *electrons*.

5 Calculations

The percentages of the matter in the Universe are as follows:

- 27% dark matter (while 68% of a form of energy known as dark energy, and 5 % ordinary matter).

The elements heavier than hydrogen and helium make up of order 1% of ordinary matter and are known as “metals”. The comoving density of these “metals” together is [21]

$$\text{“metal density”} = 5.48 * 10^6 M_{\odot} Mpc^{-3} \quad (1)$$

$$= 3.71 * 10^{-31} kg/m^3. \quad (2)$$

5.1 Inverse Darkness $\frac{\sigma}{M}$

We think that the less the cross section is compared to the mass the less is the interaction - with whatever we may consider - and thus the less the

“visibility”. It is the lack of visibility which we call darkness just as we call dark matter dark matter because we do not “see” it. So a smaller cross section means darker and thus the ratio with the cross section in the numerator could be called the inverse darkness.

Using the atomic radii we can calculate the cross sections for the following atoms:

$$\text{Hydrogen H: } r_H = 25pm \Rightarrow \sigma_H = \pi r_H^2 = 1963pm^2 \quad (3)$$

$$\text{Helium He: } r_{He} = 30pm \Rightarrow \sigma_{He} = \pi * r_{He}^2 = 2827pm^2 \quad (4)$$

$$\text{Carbon C: } r_C = 70pm \Rightarrow \sigma_C = \pi * r_C^2 = 15394pm^2 \quad (5)$$

$$\text{Silicium Si: } r_{Si} = 110pm \Rightarrow \sigma_{Si} = \pi * r_{Si}^2 = 38013pm^2 \quad (6)$$

Using that one atomic unit $1u = 1.66 * 10^{-27}kg$ we get for the inverse darkness ratios for the atoms mentioned:

$$\text{Hydrogen H: } \frac{\sigma_H}{1u * 1.66 * 10^{-27}kg/u} = 1.183 * 10^6 m^2/kg \quad (7)$$

$$\text{Helium He: } \frac{\sigma_{He}}{4u * 1.66 * 10^{-27}kg/u} = 4.26 * 10^5 m^2/kg \quad (8)$$

$$\text{Carbon C: } \frac{\sigma_C}{12u * 1.66 * 10^{-27}kg/u} = 7.73 * 10^5 m^2/kg \quad (9)$$

$$\text{Silicium Si: } \frac{\sigma_{Si}}{28u * 1.66 * 10^{-27}kg/u} = 8.18 * 10^5 m^2/kg \quad (10)$$

In a dust grain say the atoms will typically shadow each other and thus this ratio “the inverse darkness” will be smaller than if the atoms were all exposed to the collision considered. If we denote the average number of atoms lying in the shadow of one atom by “numberthickness” we will have for the ratio for the full grain say

$$\frac{\sigma}{M}|_{grain} = \frac{\frac{\sigma}{M}|_{atom}}{\text{“numberthickness”}}. \quad (11)$$

If we insert in the grain a mass-wise dominating bubble, the whole object will of course get a small ratio due to the higher mass,

$$\frac{\sigma}{M}|_{composed} = \frac{\sigma}{M}|_{grain} * \frac{M_{grain}}{M}, \quad (12)$$

where M is the mass of the bubble or if it dominates the whole composed object, the dark matter particle.

On the average of course the ratio $\frac{M_{grain}}{M}$ of the dust around the bubble and the bubble itself can never be bigger than the ratio of the amount of

dust-suitable mass to dark matter in the universe. So noting that the grain should largely be made by the elements heavier than helium, the so called “metals”, and that these make up only of the order of 1 % of the ordinary matter which again is only about 1/6 of the mass of the dark matter, we must have

$$\frac{M_{grain}}{M} \leq 1\%/6 = 1/600. \quad (13)$$

But really of course not all the “metal” has even reached out to the intergalactic medium, let alone been caught up by the dark matter. So we expect an appreciably smaller value for this ratio of dust caught by dark matter relative to the dark matter itself.

In earlier papers we have already used the dark matter self-interaction in the low velocity limit extracted from Correa’s fit to the dwarf galaxy data shown in Figure 4 to give:

$$\frac{\sigma}{M}|_{v \rightarrow 0} = 15m^2/kg. \quad (14)$$

We now wish to crudely estimate the amount of dust that might pile up around a dark matter bubble with a given velocity during the evolution of the Universe. There are two important effects to be taken into account. First of all the metal density was higher in the past due to the reduction in the “radius” of the Universe by a factor $(1+z)^{-1}$ where z is the red shift. Secondly the metallicity was lower in the past and we use the linear fits of De Cia et al. [22] to its z dependence in our estimate of the rate of collection of metals by our pearls. We found that the most important time for the rate of collection of metals corresponds to $z = 3.3$, when the age of the Universe was 1.52 milliard years. At this time the rate of collecting metals for a given velocity was about 8.4 times bigger than if using the present metallicity and density.

So we might crudely estimate the amount of dust being collected by an 8.4 times bigger density of metals than today in the 8.9 times younger Universe, giving *effective numbers* for the dust settling:

$$\text{“metal density”}_{eff} = 3.71 * 10^{-31}kg/m^3 * 8.4 \quad (15)$$

$$= 3.1 * 10^{-30}kg/m^3 \quad (16)$$

$$= 1.7 * 10^{-3}GeV/c^2/m^3. \quad (17)$$

For orientation we could first ask how much metal-matter at all could be collected by a dust grain while already of the order of $10^{-7}m$ in size, meaning a cross section of $10^{-14}m^2$ and with a velocity of say 300 km/s = $3 * 10^5m/s$ during an effective age of the Universe of 1.52 milliard years = $4.8 * 10^{16}s$. We obtain

$$\begin{aligned}
\text{“available metals”} &= 3 * 10^5 m/s * 4.8 * 10^{16} s * 10^{-14} m^2 * 3.1 * 10^{-30} kg/m^3 \\
&= 4.4 * 10^{-22} kg
\end{aligned} \tag{18}$$

$$= 2.4 * 10^5 GeV, \tag{19}$$

which is to be compared to what the mass of a $(10^{-7}m)^3$ large dust particle with say specific weight $1000kg/m^3$ would be, namely $10^{-18}kg$.

So such a “normal” size dust grain could not collect itself in the average conditions in the Universe.

However if the grain to be constructed had lower dimension than 3, then the cross section could be larger for the same hoped for volume and thus mass. Decreasing say the thickness in one of the dimensions from the $10^{-7}m$ to atomic size $10^{-10}m$ would for the same collection of matter give a 1000 times smaller mass. This would bring such a “normal size” grain close to being just collectable in the average conditions in the Universe.

Our speculated stronger forces than usual due to the big homolumo gap would not help much, because the grain cannot catch the atoms in intergalactic space which it does not come near enough to touch.

We shall now estimate the inverse darkness for such a dust grain of dimension 2 or less attached to a dark matter bubble. In this case there is no shadowing of the dust atoms and the parameter “numberthickness” in equation (11) becomes unity. Also we estimated that in the main period when the dust attached itself to the dark matter bubbles, we had $z = 3.3$ and the age of the Universe was 1.52 milliard years. The density of “metals” at that time was a factor 10^{-1} times the one today. So the factor 1/600 in equation (13) for the “metals” accessible to be caught by the dark matter composite particle becomes

$$\frac{M_{grain}}{M} = 1\%/6/10 = \frac{1}{6000}. \tag{20}$$

So taking $\frac{\sigma}{M}|_{atom} = 7 * 10^5 m^2/kg$ for the atoms of dust, we obtain our estimate for the inverse darkness of the dark matter particle composed with a dust grain of dimension 2 or less

$$\frac{\sigma}{M}|_{composed} = \frac{\sigma}{M}|_{grain} * \frac{M_{grain}}{M} \tag{21}$$

$$= 7 * 10^5 m^2/kg/6000 \tag{22}$$

$$= 1.2 * 10^2 m^2/kg. \tag{23}$$

Our expected ratio

$$\frac{\sigma}{M}|_{composed} = 120m^2/kg \tag{24}$$

should be compared with the value extracted from the dwarf galaxy data

$$\frac{\sigma}{M}|_{Correa,v \rightarrow 0} = 15m^2/kg. \quad (25)$$

5.2 Size of Individual Dark Matter Particles

In the approximation of only gravitational interaction of dark matter it is well-known that only the *mass density* matters, whereas the number density or the *mass per particle is not observable*.

With other than gravitational interactions one could hope that it would be possible to extract from the fits in say our model, what the particle size should be. But the possibility for that in our model is remarkably bad! The Correa measurement yields just the “inverse darkness” ratio

$$\frac{\sigma}{M} = \frac{\text{“cross section”}}{\text{mass}} \quad (26)$$

Our estimate for the rate of 3.5 keV radiation from dark matter seen by DAMA - very crudely - was based on:

- The total kinetic energy of the dark matter hitting the Earth per m^2 per s (but not on how many particles).
- The main part of that energy goes into 3.5 keV radiation of electrons.
- Estimate of a “suppression” factor for how small a part of this electron radiation comes from sufficiently long living excitations to survive down to 1400 m into the Earth.

None of this depends in our estimate on the size of the dark matter particles (provided it lies inside a very broad range)!

If the dark matter particles were so heavy that the number density is so low that the observation over an area of about $1m^2$ would not get an event through every year, then it would contradict the DAMA data.

The rate of dark matter mass hitting a square meter of the Earth is

$$\text{Rate} = 300km/s * 0.3GeV/cm^3 \quad (27)$$

$$= 3 * 10^5 m/s * 5.34 * 10^{-22} kg/m^3 \quad (28)$$

$$= 1.6 * 10^{-16} kg/m^2/s \quad (29)$$

$$= 5 * 10^{-9} kg/m^2/y \quad (30)$$

Taking the DAMA area of observation $\sim 1m^2$ we need to get more than one passage per year and thus

$$M \leq 5 * 10^{-9} kg \quad (31)$$

$$= 3 * 10^{18} GeV. \quad (32)$$

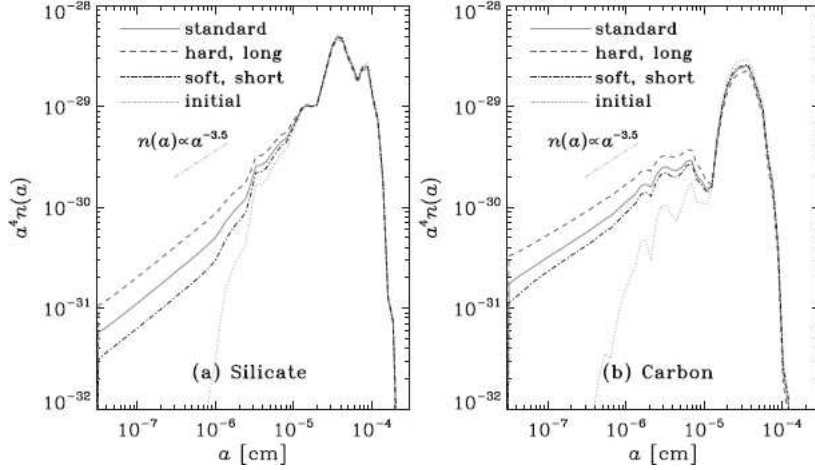


Figure 6: Simulated size distribution for dust grains.

Using the bubble internal mass density as estimated from the 3.5 keV holomumo gap, this upper bound implies that the bubble radius $R \leq 10^{-7}m$.

We can assume a typical grain size (see Figure 6) of $10^{-7}m$, say. Then using the low velocity limit $\frac{\sigma}{M} = 15m^2/kg$ gives

$$M = (10^{-7}m)^2 / (15m^2/kg) \quad (33)$$

$$= 7 * 10^{-16}kg. \quad (34)$$

But if now the dust grain is less than 2 dimensional, the area for a grain with the same weight as a massive 3 dimensional one would be more than $\frac{10^{-7}m}{10^{-10}m} = 1000$ times bigger, i.e an area bigger than $10^{-11}m^2$. Correcting for this would give a bigger mass $M \geq 7 * 10^{-13}kg$.

6 Conclusion

We have reviewed and updated our dark matter model in which the dark matter consists of bubbles of a speculated new phase of the vacuum, in which there has collected so much “ordinary” matter that the surface tension of the separation surface between the two types of vacuum can be spanned out. These pearls are here assumed to be surrounded by a lower than three dimensional grain of dust mainly made from atoms of higher atomic weight than hydrogen and helium.

We suppose that the Hausdorff dimension of the grain of dust is so low that the interaction between the pearls with their dust corresponds to effectively having no shadowing of the grain atoms by each other (with added up dimensionality less than 2). We used the general chemical abundances

and estimated a low velocity inverse darkness of $120m^2/kg$ for our pearls. This is only one order of magnitude larger - thus it essentially agrees with - the value $15m^2/kg$ found by Correa [38]. This is summarized in Table 1 as point 1.

In item 2 in the table we see that the estimate for the value v_0 of the velocity at which the inverse darkness falls significantly down as a function of the velocity is $0.7cm/s$ if we do not take the hardening of the dust grain seriously, while it is $77km/s$ if we do take this hardening seriously. From the Correa estimate using the dwarf galaxy data one finds $v_0 = 220km/s$, so only the estimate taking the hardening seriously agrees with experiment.

The rest of the items in Table 1 are other order of magnitude estimates checking the viability of our model. Thus item 3 estimates the rate of events in the DAMA-LIBRA experiment formulated in terms of the quantity *suppression*, which denotes the fraction of the excitations made in the dark matter pearls on entering the Earth, which survive down until the pearl reaches the detector.

The similar item 4 for the XENON1T experiment is now obsolete in as far as the effect found in this experiment was not reproduced after the radon gas was better cleaned away in XENONnT, so it was probably β decay of ^{214}Pb that was responsible for the previous effect.

Item 5 called “Jeltema” represents the very strange observation of the $3.5keV$ -line from the Tycho Brahe supernova remnant, which should not have enough dark matter to produce the $3.5keV$ -line so as to be observed at all. But due to our dark matter particles being excitable by the large amount of cosmic rays in the supernova remnant, we indeed could get agreement with the observed rate of $2.2 * 10^{-5}photons/cm^2$ coming from the supernova remnant.

As item 6 we list the fit of the overall factor in the fit by Cline and Frey to the $3.5keV$ -line sources together with the very energy $3.5keV$ by one combination of our parameters for the model $\frac{\xi_{fs}^{1/4}}{\Delta V}$. Actually this combination is essentially the Fermi momentum of the electrons in the highly compressed matter in the interior of our our bubbles. This fitting is only sensitive to the density of the matter inside the pearls and does not depend on the size of the pearls at the end. So this successful fit actually originates from earlier articles on our model, when we considered the pearls to be cm-sized and so heavy that an impact in Tunguska could have caused a major catastrophe [3].

The last item, item 7, just reviews the fact that we found approximately the same $3.5keV$ at first in three different places. However now after the sad development for our model in the recent XENONnT experiment [34] only in two places, namely in the satellite etc. observations of the 3.5 keV X-ray

Table 1: Successes

# & exp/th	Quantity	value	related Q.	value
1. exp th	Dwarf Galaxies inv. darkness = $= \frac{\sigma}{M} _{v \rightarrow 0}$	$15m^2/kg$ $120m^2/kg$	$\frac{M_{grain}}{M}$	$2 * 10^{-5}$ $1.6 * 10^{-4}$
2. exp th. th.	Dwarf Galaxies Velocity par. v_0 with hardening without hard.	$220km/s$ $77km/s$ $0.7cm/s$	$4r_{dust}E$ $4r_{dust}E$ $4r_{dust}E$	$8.1 * 10^{13}kg/s^2$ $1 * 10^{13}kg/s^2$ $400kg/s^2$
3. exp th th	DAMA-LIBRA air stone	$0.041cpd/kg$ $0.16cpd/kg$ $1.6 * 10^{-5}cpd/kg$	suppression	$1.6 * 10^{-10}$ $6 * 10^{-10}$ $6 * 10^{-14}$
4. exp th th	Xenon1T air stone	$2 * 10^{-4}cpd/kg$ $0.16cpd/kg$ $1.6 * 10^{-5}cpd/kg$	suppression	$6 * 10^{-13}$ $6 * 10^{-10}$ $6 * 10^{-14}$
5. exp th	Jeltema & P. counting rate	$2.2 * 10^{-5}phs/cm^2/s$ $3 * 10^{-6}phs/s/cm^2$	$\frac{\sigma}{M} _{Tycho}$ $1\% * \alpha * \frac{\sigma}{M} _{nuclear}$	$5.6 * 10^{-3}cm^2/kg$ $8 * 10^{-4}cm^2/kg$
6. exp th	Intensity 3.5 kev $\frac{N\sigma}{M^2}$	$10^{23}cm^2/kg^2$ $3.6 * 10^{22}cm^2/kg^2$	$\frac{\xi_{fs}^{1/4}}{\Delta V}$	$0.6MeV^{-1}$ $0.5MeV^{-1}$
7. ast DAMA Xen.	Three Energies line av. en. av. en.	$3.5 keV$ $3.4 keV$ $3.7 keV$		

line and in the average energy of the modulating part of the DAMA-LIBRA observed events.

In Table 2 we present some information on the mass of the single dark matter particle mass M (supposedly dominating the mass of the dust grain).

Table 2: Mass M bounds and estimates

Description	R	ΔR	M	ΔM
Faster than year	$\geq 1.0 * 10^{-9}m$		$\geq 2.1 * 10^{-15}kg$	
Corrected	$\geq 3.1 * 10^{-9}m$		$\geq 6.5 * 10^{-14}kg$	
Dust enough	$\geq 1.0 * 10^{-9}m$		$\geq 2 * 10^{-15}kg$	
Velocity dep. w. $E= 400^4$	$\approx 10^{-8}m$ $10^{-10}m$	big	$\approx 10^{-13}kg$ $\approx 2 * 10^{-18}kg$	big
DAMA stream	$\leq 10^{-7}m$		$\leq 5 * 10^{-9}kg$	
Grain size $10^{-7}m$	$7 * 10^{-10}m$		$7 * 10^{-16}kg$	

Acknowledgements

We acknowledge our status as emeriti at respectively Glasgow University and the Niels Bohr Institute, and H. B. N. acknowledges discussions at conferences like of cause the Bled Workshop but also at Corfu.

References

- [1] C. D. Froggatt and H. B. Nielsen, Phys. Rev. Lett. **95** 231301 (2005) [arXiv:astro-ph/0508513].
- [2] C.D. Froggatt and H.B. Nielsen, Proceedings of Conference: C05-07-19.3 (Bled 2005); arXiv:astro-ph/0512454.
- [3] C. D. Froggatt and H. B. Nielsen, Int. J. Mod. Phys. A **30** no.13, 1550066 (2015) [arXiv:1403.7177].
- [4] C. D. Froggatt and H. B. Nielsen, Mod. Phys. Lett. **A30** no.36, 1550195 (2015) [arXiv:1503.01089].
- [5] H.B. Nielsen, C.D. Froggatt and D. Jurman, PoS(CORFU2017)075.
- [6] H.B. Nielsen and C.D. Froggatt, PoS(CORFU2019)049.
- [7] C. D. Froggatt, H. B. Nielsen, “The 3.5 keV line from non-perturbative Standard Model dark matter balls”, arXiv:2003.05018.
- [8] H. B. Nielsen (speaker) and C.D. Froggatt, “Dark Matter Macroscopic Pearls, 3.5 keV -ray Line, How Big?”, 23rd Bled Workshop on What comes beyond the Standard Models (2020), arXiv:2012.00445.

- [9] C. D. Froggatt and H.B.Nielsen, “Atomic Size Dark Matter Pearls, Electron Signal”, 24th Bled Workshop on What comes beyond the Standard Models (2021), arXiv:2111.10879.
- [10] C. D. Froggatt and H.B. Nielsen, “Atomic Size Pearls being Dark Matter giving Electron Signal”, arXiv:2203.02779.
- [11] H. B. Nielsen and C. D. Froggatt, Corfu Summer Institute 2021, “21st Hellenic School and Workshops on Elementary Particle Physics and Gravity”, arXiv:2205.08871.
- [12] D. L. Bennett, C. D. Froggatt and H. B. Nielsen, NBI-HE-94-44, GUTPA-94-09-3, Presented at Conference: C94-07-20 (ICHEP 1994), p.0557-560.
- [13] D. L. Bennett, C. D. Froggatt and H. B. Nielsen, NBI-95-15, GUTPA-95-04-1, Presented at Conference: C94-09-13 (Adriatic Meeting 1994), p.0255-279 [arXiv:hep-ph/9504294].
- [14] D. L. Bennett and H. B. Nielsen, Int. J. Mod. Phys. **A9** 5155 (1994).
- [15] D. L. Bennett, C. D. Froggatt and H. B. Nielsen, NBI-HE-95-07, Presented at Conference: C94-08-30 (Wendisch-Rietz) p.394-412.
- [16] C. D. Froggatt and H. B. Nielsen, Phys. Lett. **B368** 96 (1996) [arXiv:hep-ph/9511371].
- [17] H.B. Nielsen (Speaker) and C.D. Froggatt, Presented at Conference: C95-09-03.1 (Corfu 1995); arXiv:hep-ph/9607375.
- [18] D. S. Akerib et al, Pkys. Rev. Lett. **118**, 2, 021303 (2017) [arXiv:1608.07648].
- [19] X. Cui et al, Phys. Rev. Lett. **119**, 18, 181302 (2017) [arXiv:1708.06917].
- [20] E. Aprile et al, Phys. Rev. Lett. **121**, 11, 111302 (2018) [arXiv:1805.12562].
- [21] F. Calura and F. Matteucci, Mon. Not. R. Astron. Soc. **350**, 351 (2004), [arXiv: astro-ph/0401462].
- [22] A. De Cia et al., Astron. Astrophys **611**, A76 (2018).
- [23] D. N. Spergel, and P. J. Steinhardt, Phys. Rev. Lett. **84**, 3760 (2000) [arXiv:astro-ph/9909386].

- [24] E. Bulbul, M. Markevitch, A. Foster et al., *ApJ.* **789**, 13 (2014) [arXiv:1402.2301].
- [25] A. Boyarsky, O. Ruchayskiy, D. Iakubovskiy and J. Franse, *Phys. Rev. Lett.* **113**, 251301 (2014) [arXiv:1402.4119].
- [26] A. Boyarsky, J. Franse, D. Iakubovskiy and O. Ruchayskiy, *Phys. Rev. Lett.* **115**, 161301 (2015) [arXiv:1408.2503].
- [27] S. Bhargava et al, *MNRAS* **497** 656 (2020) [arXiv:2006.13955].
- [28] D. Sicilian et al, *ApJ.* **905** 146 (2020) [arXiv:2008.02283].
- [29] J. W. Foster et al, *Phys. Rev. Lett.* **127** 051101 (2021) [2102.02207].
- [30] T. Jeltema and S. Profumo, *MNRAS* **450**, 2143 (2015) [arXiv:1408.1699].
- [31] R. Bernabei et al., *Eur. Phys. J.* **C73**, 2648 (2013). [arXiv:1308.5109].
- [32] R. Bernabei et al, *Prog. Part. Nucl. Phys.* **114**, 103810 (2020).
- [33] E. Aprile et al, *Phys. Rev.* **D102**, 072004 (2020) [arXiv:2006.09721].
- [34] E. Aprile et al., *Phys. Rev. Lett.* **129**, 161805 (2022) [arXiv:2207.11330].
- [35] R. Hayes and M. Freed, *Journal of Young Investigators*, March 2007, “The Fractal Dimension and Charging of Preplanetary Dust Aggregates”, <https://www.jyi.org/2007-march/2017/11/11/the-fractal-dimension-and-charging-of-preplanetary-dust-aggregates>.
- [36] E. L. Wright, *ApJ*, 320, 818 (1987), <https://astro.ucla.edu/wright/dust/>
- [37] J. M. Cline and A. R. Frey, *Phys. Rev. D* **90** 123537 (2014) [arXiv:1410.7766]
- [38] C. A. Correa, *MNRAS* **503** 920 (2021) [arXiv:2007.02958].

The Quasar Dataset
(King et al. 2012; Webb et al. 2011)

