

# Universal bounds and thermodynamic tradeoffs in nonequilibrium energy harvesting

Jordi Piñero,<sup>1,2</sup> Ricard Solé,<sup>1,2,3</sup> and Artemy Kolchinsky<sup>4,\*</sup>

<sup>1</sup>ICREA-Complex Systems Lab, Universitat Pompeu Fabra, 08003 Barcelona, Spain

<sup>2</sup>Institut de Biologia Evolutiva (CSIC-UPF), 08003 Barcelona, Spain

<sup>3</sup>Santa Fe Institute, Santa Fe, New Mexico 87501, United States

<sup>4</sup>Universal Biology Institute, The University of Tokyo, 7-3-1 Hongo, Bunkyo-ku, Tokyo 113-0033, Japan

Many molecular systems operate by harvesting and storing energy from their environments. However, the maintenance of a nonequilibrium state necessary to support energy harvesting itself carries thermodynamic costs. We consider the optimal tradeoff between costs and benefits of energy harvesting in a nonequilibrium steady state, for a system that may be in contact with a fluctuating environment. We find a universal bound on this tradeoff, which leads to closed-form expressions for optimal power output and optimal steady-state distributions for three physically meaningful regimes. Our results are illustrated using a model of a unicyclic network, which is inspired by the logic of biomolecular cycles.

**Introduction.**— Various kinds of molecular systems, ranging from biological organisms to artificial devices, operate by continuously harvesting and storing energy from their environment [1–3]. In order to sustain energy harvesting, however, such systems maintain an organized nonequilibrium state, which itself requires costly self-maintenance processes such as error correction and self-assembly. In addition, such systems may be regulated by information flows about changing internal and environmental conditions, which also have unavoidable thermodynamic costs [4, 5]. Thus, there is a fundamental tradeoff between the benefits of energy harvesting versus the costs of maintaining and regulating the required nonequilibrium state.

In this Letter, we study this tradeoff in a general setting. We consider a system in a nonequilibrium steady state which produces power by harvesting energy from its environment and storing it in an internal work reservoir. We suppose that the ability to harvest and store energy from the environment depends on the system’s fluctuating state (Fig. 1a). For example, in a bacterium, the ability to transport sugar from the environment depends on the fluctuating availability of certain proteins inside the cell. We also consider an extension of this setup, where energy harvesting may depend on the state of a fluctuating environment (Fig. 1b). This may represent, for example, the fluctuations of the sugar concentration in the bacterium’s environment.

In our setup, the system and environment undergo two types of processes: *baseline* and *control* [6]. Baseline processes are entropy-increasing (diffusion, degradation, etc.) and lead to a loss of information about optimal states for energy harvesting, while control processes carry out self-maintenance and regulation (synthesis, sensing of environmental states, etc.) required for maintaining the nonequilibrium state. We compare the thermodynamic benefit of the control processes, in terms of how much they increase power output, versus their fundamental costs, as determined by the Second Law.

Our main result is an expression of the maximum power output achievable by any set of control processes, given a fixed baseline. This bound is stated in terms of an optimization problem, which also determines the optimal steady-state distribution for maximizing power output. We find closed-form

expressions for optimal power output and optimal steady state in three physically meaningful regimes: the weakly driven linear response regime, the irreversible macroscopic regime, and an intermediate far-from-equilibrium regime. Our analysis illuminates the tradeoffs involved in energy harvesting in various kinds of nonequilibrium systems.

**Setup.**— We consider a physical system with  $n$  states coupled to a heat bath at inverse temperature  $\beta$ , an internal work reservoir, and a nonequilibrium environment which acts as a source of driving (work input). The probability distribution over states is indicated as  $p$ , where  $p_i$  is the probability of state  $i \in \{1, \dots, n\}$ . Each state  $i$  may be a microstate or a coarse-grained mesostate with an internal entropy  $s_i$  [7]. In case of coarse-graining, we assume a separation of scales so that the internal entropy does not depend on the mesostate distribution  $p$  (in the absence of coarse-graining,  $s_i = 0$ ). Given distribution  $p$ , we write the overall entropy as  $\mathcal{S}(p) := S(p) + \langle p, s \rangle$ , where  $S(p) := \langle p, -\ln p \rangle$  is the Shannon entropy and  $\langle p, s \rangle$  is the internal contribution. (Here  $\langle x, y \rangle := \sum_i x_i y_i$  and  $\ln p$  indicates element-wise logarithm.)

The system undergoes two different types of processes: *baseline* and *control* [6]. The probability distribution evolves according to a master equation  $\partial_t p = \bar{R}p$ , where  $\bar{R} = R + R'$  is the combination of the baseline  $R$  and control  $R'$  rate matrices. We typically use unadorned symbols for baseline quanti-

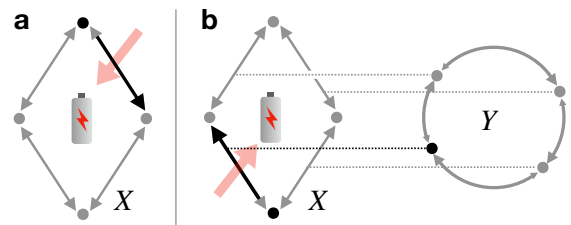


Figure 1. (a) We consider a fluctuating system  $X$  that can harvest and store energy from its environment (red arrows) in a state-dependent way. We study the tradeoff between the benefits of energy harvesting versus the cost of maintaining the required nonequilibrium state. (b) System  $X$  may be coupled to a fluctuating environment  $Y$ , such that the rate of energy harvesting also depends on the fluctuating state of the environment.

ties, primes for control quantities, and overline for combined quantities. The overall rate of change of system entropy is  $\partial_t \mathcal{S}(p) = \partial_t^R \mathcal{S}(p) + \partial_t^{R'} \mathcal{S}(p)$ , where

$$\partial_t^R \mathcal{S}(p) := \langle R p, -\ln p + s \rangle, \quad \partial_t^{R'} \mathcal{S}(p) := \langle R' p, -\ln p + s \rangle$$

are the baseline and control contributions.

We consider the thermodynamics of baseline and control processes via three thermodynamic observables: heat flow to the bath, power output to the internal work reservoir, and power input from the environment. For baseline processes, we write the expected heat flow, power output, and power input under distribution  $p$  as  $\langle p, q \rangle$ ,  $\langle p, w \rangle$ , and  $\langle p, d \rangle$ , respectively. Here  $q_i$  indicates the heat output/sec when the system is in state  $i$ , and similarly for  $w_i$  (work output/sec) and  $d_i$  (work input/sec). These energy exchanges may be due to transitions between states or due to internal fluxes within mesostates. For instance, if the baseline dissipates  $Q_{ji}$  joules of heat for each transition  $i \rightarrow j$  and  $\dot{Q}_i$  joules/sec due to internal fluxes in mesostate  $i$ , then  $q_i = \dot{Q}_i + \sum_{j(\neq i)} R_{ji} Q_{ji}$ . In a similar way, for control processes, we write the expected heat, power output, and power input as  $\langle p, q' \rangle$ ,  $\langle p, w' \rangle$ , and  $\langle p, d' \rangle$ .

We assume that the baseline rate matrix  $R$  is irreducible, which implies that it has a unique steady state,  $\pi$ . In this case, the combined rate matrix  $\bar{R}$  must also be irreducible with some unique steady state  $\bar{\pi}$ . We assume that the control processes obey the Second Law,

$$\partial_t^{R'} \mathcal{S}(p) + \beta \langle p, q' \rangle \geq 0 \quad \text{for all } p. \quad (1)$$

We also assume that the baseline and control processes obey the First Law (conservation of energy), and in particular that heat and work flows balance in both steady states  $\pi$  and  $\bar{\pi}$ ,

$$\langle \pi, w + q - d \rangle = 0, \quad \langle \bar{\pi}, w + w' + q + q' - d - d' \rangle = 0. \quad (2)$$

*Cost and benefit of control.*— We now study the thermodynamic benefits and costs of the control processes. We define the *benefit* as the increase of steady-state power output when control is present versus not present,

$$\Delta \dot{W}(\bar{\pi}) := \langle \bar{\pi}, w + w' \rangle - \langle \pi, w \rangle. \quad (3)$$

We define the *cost* of the control processes as the minimal thermodynamic cost needed to maintain the nonequilibrium steady state  $\bar{\pi}$ , given the fixed baseline. This minimal cost is given by the rate of entropy decrease due to control processes. Combining with (1) and the fact that entropy is constant in steady state,  $\partial_t^{R'} \mathcal{S}(\bar{\pi}) + \partial_t^R \mathcal{S}(\bar{\pi}) = 0$ , gives

$$\partial_t^R \mathcal{S}(\bar{\pi}) / \beta \leq \langle \bar{\pi}, q' \rangle. \quad (4)$$

In words,  $\partial_t^R \mathcal{S}(\bar{\pi})$  quantifies the amount of self-maintenance (error correction, repair, etc.) that must be performed by control in order to counteract the dissipative baseline in steady state, and this self-maintenance leads to a minimal thermodynamic cost in terms of heat flow. We note that (4) was

previously shown to be the minimal cost of maintaining a nonequilibrium steady state in Refs. [6, 8].

We emphasize that the particular way to divide the system's dynamics into baseline and control will depend on the scientific question being investigated. In many cases, the baseline will represent unavoidable dissipative processes while the control will represent beneficial power-increasing processes, in which case  $\partial_t^R \mathcal{S}(\bar{\pi}) > 0$  and  $\Delta \dot{W}(\bar{\pi}) > 0$ , so there is a tradeoff between the two. However, the division into baseline and control may both be drawn in other ways, and in principle both  $\Delta \dot{W}$  and  $\partial_t^R \mathcal{S}$  may be either positive or negative.

*Maximum power increase.*— We now derive our first main result, a bound on the power increase that reflects the optimal tradeoff between cost and benefit of control. Our derivation makes use of one physically motivated assumption: that the control processes are only coupled to the heat bath and the system's internal work reservoir and do not directly exchange work with the environment,  $d' = 0$ .

Before proceeding, we first derive the bound

$$\Delta \dot{W}(\bar{\pi}) \leq -\partial_t^R \mathcal{S}(\bar{\pi}) / \beta + \langle \bar{\pi} - \pi, d - q \rangle. \quad (5)$$

To do so, we subtract one term from another in (2) and then use  $d' = 0$  to give  $\Delta \dot{W}(\bar{\pi}) + \langle \bar{\pi}, q' \rangle + \langle \bar{\pi} - \pi, q - d \rangle = 0$ . Plugging in (4) and rearranging leads to (5). This inequality becomes tight when the control processes are thermodynamically reversible, so that (4) is tight.

The RHS of (5) depends on the baseline, as well as the steady-state distribution  $\bar{\pi}$  of the combined baseline and control rate matrix  $\bar{R}$ . We remove the dependence on the control by optimizing over possible steady states,

$$\Delta \dot{W}^* = \max_p -\partial_t^R \mathcal{S}(p) / \beta + \langle p - \pi, d - q \rangle, \quad (6)$$

where the maximization is over all probability distributions. It is clear that  $\Delta \dot{W}^* \geq 0$ , since the objective vanishes for  $p = \pi$ .

Eq. (6) is our first main result. It expresses the maximum benefit of control in a way that depends only on properties of the baseline. It may be used to compute the efficiency of any possible control processes as  $\Delta \dot{W}(\bar{\pi}) / \Delta \dot{W}^* \leq 1$ . Maximum efficiency is achieved if the control is thermodynamically reversible and implements the optimal steady-state distribution  $\bar{\pi} = p^*$ , where  $p^*$  achieves the maximum in (6).

In addition, the optimal  $p^*$  shows how to construct control processes that achieve maximal efficiency. Assume for simplicity that there is no coarse-graining ( $s = 0$ ). Suppose that the control processes obey local detailed balance (DB),  $q'_i = \sum_j R'_{ji} \ln(R'_{ji}/R_{ij})$ , and that they are parameterized in an Arrhenius form,  $R'_{ij} = \kappa e^{-\ln p_j^*}$ . In the limit of fast control  $\kappa \rightarrow \infty$ , it may be verified that  $\bar{\pi} \rightarrow p^*$ , that the bound (4) becomes tight, and that  $\Delta \dot{W}(\bar{\pi}) \rightarrow \Delta \dot{W}^*$  [6].

The bound (6) reflects a tradeoff between an information-theoretic cost  $-\partial_t^R \mathcal{S}(\bar{\pi}) / \beta$  and an energetic benefit  $\langle p - \pi, d - q \rangle$ . At first glance, this tradeoff resembles existing information/energy tradeoffs in Maxwellian demons, Szilard engines, and other kinds of “information engines” [9–16]. However, it

is important to distinguish our result from information engines. In a typical information engine, there is no external source of driving and information (low entropy) serves as *fuel*, that is a source of free energy that is consumed in the process of work extraction. In an information engine, the “work value of a bit” is microscopic, on the order of  $\beta^{-1} \ln 2$  per bit. We instead consider the relationship between energy and information in the presence of external driving, which is a scenario much more similar to the one faced by biological organisms and other autonomous systems [17, 18]. Here information plays a fundamentally different role: it enables the system to tap into external sources of energy that would otherwise be inaccessible, and it generally acts as a *catalyst* rather than a fuel. In our setup, information does not necessarily get consumed during work extraction, and the work value of a bit (the ratio between the two terms in (6)) can be much larger than  $\beta^{-1} \ln 2$ .

In fact, our result is more closely related to recent research on dissipative heat engines [19–25], as well as power extraction from nonequilibrium heat baths, such as active baths with non-thermal noise [26–28] or with inter-bath correlations [29]. However, instead of considering specific models, we provide a general bound which is applicable to various kinds of nonequilibrium systems in steady state.

*Limiting regimes.*— The bound (6) involves the optimization of a convex function, which can be solved numerically using standard techniques. However, the solution does not have a closed-form expression in general, even for a simple two-state system. Nonetheless, as we show in our second set of results, closed-form expressions may be identified in three physically meaningful regimes.

In the first regime, termed linear response (LR), the optimal distribution  $p^*$  is close to the baseline steady state  $\pi$ . Suppose for the moment that baseline obeys detailed balance,  $\pi_i R_{ji} = \pi_j R_{ij}$  for all  $i, j$ . Typically, this implies that  $\pi$  is an equilibrium state and that LR is the near-equilibrium regime of weak driving. We can then rewrite (6) as

$$\Delta \dot{W}^* = \max_p \frac{1}{\beta} \langle R(p - \pi), \ln p - \ln \pi \rangle + \langle p - \pi, \psi^{\text{LR}} \rangle \quad (7)$$

where, for convenience, we defined the LR “payoff vector”,

$$\psi^{\text{LR}} := d - q + R^T (\ln \pi - s) / \beta. \quad (8)$$

The first term in (7) vanishes to first order in  $p - \pi$ , thus  $\psi^{\text{LR}}$  determines power output near equilibrium. Since  $p \approx \pi$  by assumption, we approximate  $\ln p_i - \ln \pi_i \approx (p_i - \pi_i) / \pi_i$  in (7) to give

$$\Delta \dot{W}_{\text{LR}}^* = \max_p \frac{1}{\beta} \langle R(p - \pi), D^{-2}(p - \pi) \rangle + \langle p - \pi, \psi^{\text{LR}} \rangle$$

where  $D$  is a diagonal matrix with entries  $D_{ii} = \sqrt{\pi_i}$ . As shown in SM 1.1 [30], this expression is a convex quadratic optimization, which can be solved in closed form. To introduce this solution, let  $u_{(a)}$  indicate the  $a$ th right eigenvector of  $R$  normalized as  $\|D^{-1}u_{(a)}\| = 1$ , and let  $\lambda_\alpha$  indicate the

corresponding real-valued eigenvalue ( $\lambda_1 = 0$ ). Then,

$$\Delta \dot{W}_{\text{LR}}^* = \beta \sum_{a>1} \frac{|\Omega_a|^2}{-\lambda_a}, \quad p^* = \pi + \sum_{a>1} \frac{\beta \Omega_a}{-\lambda_a} u_{(a)}, \quad (9)$$

where  $\Omega_a := \frac{1}{2} \langle u_{(a)}, \psi^{\text{LR}} \rangle$  is the loading of the payoff vector on mode  $a$ .

Eq. (9) has a simple and physically meaningful interpretation. The optimal distribution  $p^*$  shifts the baseline steady state  $\pi$  toward relaxation mode  $a$  in proportion to the payoff loading ( $\Omega_a$ ) times the relaxation timescale ( $-1/\lambda_a$ ). Similarly,  $\Delta \dot{W}_{\text{LR}}^*$  contains a separate contribution from each relaxation mode, weighted by the payoff magnitude and timescale. In this way, the optimal strategy minimizes the struggle against dissipation while maximizing expected payoff.

Our analysis can be generalized to the case where  $R$  does not obey DB. Then (9) still holds, as long as we consider the eigen-decomposition of the rate matrix  $A_{ij} = (R_{ij} + R_{ji}\pi_i/\pi_j)/2$  instead of  $R$ . The rate matrix  $A$  obeys DB while having the same steady state  $\pi$  and the dynamical activity on all edges as  $R$  [31].  $A = R$  iff  $R$  obeys DB, and it is sometimes called the “additive reversibilization” of  $R$  [32].

In the second regime, which we call the macroscopic (M), the objective (6) is dominated by terms linear in  $p$ . In this case, we can ignore the nonlinear term in the objective (see SM 1.2 [30]), turning it into a simple linear optimization,

$$\Delta \dot{W}_{\text{M}}^* = \max_p \langle p - \pi, \psi^{\text{M}} \rangle, \quad \psi^{\text{M}} := d - q - R^T s / \beta, \quad (10)$$

where  $\psi^{\text{M}}$  is the macroscopic regime “payoff vector”. The optimal distribution is a delta function centered at the optimal state  $i^* = \arg \max_i \psi_i^{\text{M}}$ , giving

$$\Delta \dot{W}_{\text{M}}^* = \psi_{i^*}^{\text{M}} - \langle \pi, \psi^{\text{M}} \rangle, \quad p_i^* = \delta_{i^*i}. \quad (11)$$

The M payoff vector  $\psi^{\text{M}}$  differs from the LR payoff vector  $\psi^{\text{LR}}$  by  $R^T \ln \pi$ , which reflects the fact that the baseline steady state  $\pi$  has no effect on the M regime optimum. In fact, unlike the LR solution, the M solution is well defined even when the baseline steady state  $\pi$  does not have full support. The two payoff vectors become equal when  $\pi$  is uniform.

We finish by considering a third regime intermediate between LR and M, which we call far-from-equilibrium (FE). FE is a perturbation of the macroscopic regime that accounts for the principal contributions of the nonlinear term in (6). We use  $p_i^* \approx \delta_{i^*i}$  to approximate  $\langle R p, \ln p \rangle \approx \sum_i R_{ii^*} \ln p_i$ . Using  $\ln p_i \approx -\sum_{i \neq i^*} p_i$ , this can be further approximated as  $\langle R p, \ln p \rangle \approx \sum_{i \neq i^*} (R_{ii^*} \ln p_i - R_{i^*i^*} p_i)$ . Plugging these approximations into (6) decouples the values of  $p_i$  in the objective function, allowing us to solve the optimization in closed form (see SM 1.3 [30]):

$$\Delta \dot{W}_{\text{FE}}^* = \Delta \dot{W}_{\text{M}}^* + \frac{1}{\beta} \sum_{i \neq i^*} R_{ii^*} (\ln p_i^* - 1) \quad (12)$$

$$p_{i(\neq i^*)}^* = \frac{R_{ii^*}}{\beta(\psi_{i^*}^{\text{M}} - \psi_i^{\text{M}}) + R_{i^*i^*}}, \quad p_{i^*}^* = 1 - \sum_{i: i \neq i^*} p_i^*$$

The FE solution (12) also has a physically meaningful interpretation. It is a perturbation of the M solution (11), which shifts probability towards states with high transition rates (large  $R_{ii^*}$ ) and small payoff decreases ( $\psi_i^M - \psi_i^*$ ). This optimal strategy balances loss of payoff against the cost of pumping probability back against  $R_{ii^*}$ . The logic of the tradeoff is similar to the LR solution (9), although it plays out somewhat differently in the near-equilibrium and far-from-equilibrium settings.

In SM 1 [30], we also discuss formal conditions when the LR, M, and FE approximations are valid. In SM 5 [30], we illustrate these condition using a simple model of a sugar transporter, which is shown to be in the macroscopic regime.

*Fluctuating environments.*— In our last set of theoretical results, we consider a generalization of our previous approach in which the state space includes an explicitly modeled fluctuating environment. Here each state  $i$  is a tuple  $i = (x, y) \in X \times Y$ , where  $X$  is the system of interest and  $Y$  is the environment.

In principle, the analysis above extends immediately to this setup. However, the bound in (6) does not impose any constraints on how the control processes can interact with the environment  $Y$ , which may be unrealistic in scenarios where control cannot directly change the state of the environment. For example, in an organism, control processes like genetic regulation only affect the intracellular state; their impact on environmental conditions (like nutrient concentrations) is only indirect.

Our analysis can be extended to account for this kind of constraint, which we term “local control”. Let us suppose that the control rate matrix obeys  $R'_{(x'y')(xy)} = 0$  whenever  $y \neq y'$ , meaning that control cannot directly change the state of the environment. In matrix notation,  $BR' = 0$  where  $B \in \mathbb{Z}^{|Y| \times |X| \times |Y|}$  has elements  $B_{y'(xy)} = 1 - \delta_{y'y}$ . Next, recall that the combined steady-state distribution  $\bar{\pi}$  obeys  $(R + R')\bar{\pi} = 0$ . Multiplying both sides by  $B$  and simplifying gives  $BR\bar{\pi} = 0$ , which must be satisfied by any achievable  $\bar{\pi}$  under local control. This gives the following bound on work gain under local control,

$$\Delta \dot{W}^* = \max_{p: BR\bar{\pi}=0} -\partial_t^R \mathcal{S}(p)/\beta + \langle p - \pi, d - q \rangle. \quad (13)$$

The value will be smaller than (6) since the optimization has more constraints, and the difference between the two quantifies the cost of local control. Note also that the entropic term in (13) may be decomposed into the entropy change of subsystem  $X$  versus the information flow between  $X$  and  $Y$  [5]. This may be used to study the costs/benefits of self-maintenance of  $X$  versus the costs/benefits of information flow between  $X$  and  $Y$ . We leave this investigation for future work.

In SM 2 [30], we show that (13) can be solved in closed form in the LR regime where  $p^* \approx \pi$ . The solution has the same form as (9), plus a correction due to the local control assumption. We also derive solutions for the FE and M regimes, under the additional assumption that the transitions of the environment  $Y$  do not depend on the state of the system  $X$ .

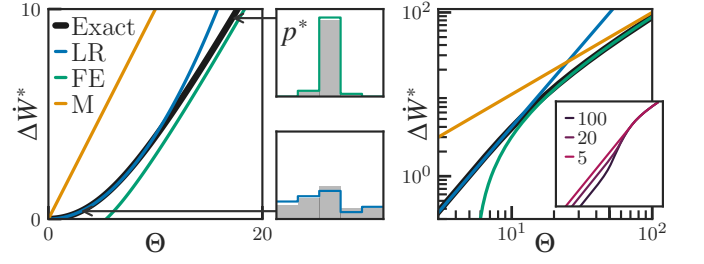


Figure 2. Left: Maximum power gain  $\Delta \dot{W}^*$  for the unicyclic network across different values of energy input  $\Theta$  ( $n = 5, \beta = 1$ ). We show the exact results, along with the LR, FE, and M approximations. Middle: exact and approximate optimal solution  $p^*$ , using the FE (top) and LR (bottom) approximations. The optimal state 1 is in the middle of the histogram. Right: Log-log plot of  $\Delta \dot{W}^*$  vs.  $\Theta$  across more scales. LR is accurate at small  $\Theta$  while the FE is accurate at larger  $\Theta$ . Inset:  $\Delta \dot{W}^*$  as a function of  $\Theta$  for networks of different sizes, ranging from  $n = 5$  to  $n = 100$ . At larger  $\Theta$ , the dependence on network size disappears.

*Example: unicyclic network.*— We illustrate our approach on a minimal model where energy harvesting requires the maintenance of a steady-state current in a unicyclic network. It may be interpreted as an idealized model of a biomolecular cycle (e.g., an enzymatic cycle [33–35], transporter [36, 37], or oscillator [38, 39]) in which energy is acquired at a particular step of the cycle.

We consider a unicyclic system  $X$  with  $n$  states (without coarse-graining) where the baseline dynamics involve diffusion across a 1-dimensional ring (see Fig. 1):

$$R_{x'x} = \delta_{x'+1,x} + \delta_{x+1,x'} - 2\delta_{x,x'}, \quad (14)$$

where  $n+1 \equiv n$ . Each time the system completes a particular transition  $1 \rightarrow 2$ ,  $\Theta$  units of energy are transferred from the environment to the internal work reservoir (and vice versa for the reverse transition  $2 \rightarrow 1$ ). Energy is harvested without dissipation ( $q = 0$ ). There is no current under the baseline dynamics in steady state, so baseline power output vanishes.

We study the increase of power output  $\Delta \dot{W}^*$  (6) in the LR, FE, and M regimes. We summarize our main results, leaving details for SM 3.2 [30]. In the near-equilibrium LR regime (9), which holds when  $\Theta$  is small,

$$\Delta \dot{W}_{\text{LR}}^* = \beta \Theta^2 \frac{(n-1)}{4n^2}. \quad (15)$$

Thus, power output scales quadratically with  $\Theta$ , and inversely with the number of states in the cycle. For very large  $\Theta$ , the optimal distribution concentrates on the optimal state  $i^* = 1$ , so the M regime becomes relevant where  $\Delta \dot{W}_{\text{M}}^* = \Theta$ . At intermediate  $\Theta$ , the FE regime (12) is relevant,

$$\Delta \dot{W}_{\text{FE}}^* = \Theta - \frac{1}{\beta} [2 + \ln 2 + \ln(\beta\Theta - 1)(\beta\Theta - 2)]. \quad (16)$$

Unlike the LR regime, the M and FE solutions do not depend on system size  $n$ . In the SM, we also find the optimal distributions



$p^*$  for the three regimes. The LR optimal distribution  $p^*$  has a remarkably simple form, building up in equally-sized steps toward a “cliff” located at optimal state  $i^* = 1$ .

We illustrate these results in Fig. 2. We show the exact value of  $\Delta\dot{W}^*$ , found by numerical optimization of Eq. (6), as well as the LR, FE, and M approximations. We also show the exact optimal distribution  $p^*$  and its LR and FE approximations. On the inset on the right, we show that  $\Delta\dot{W}^*$  does not depend on  $n$  for large  $\Theta$ .

In SM 3.3, we also consider an extension of the unicyclic network model, where the system  $X$  is now coupled to a fluctuating environment  $Y$ . We assume that  $X$  and  $Y$  both have  $n$  states, and that their baseline dynamics are bipartite and independent.  $X$  has the same dynamics (14) as before, while  $Y$  has nonequilibrium unicyclic dynamics  $R_{y'y}^Y = q((1 + \epsilon)\delta_{y'+1,y} + \delta_{y+1,y'} - (2 + \epsilon)\delta_{y,y'})$  ( $n + 1 \equiv n$ ), where  $q$  is the transition rate and  $\epsilon$  determines the baseline cyclic current in the environment. We assume that the environment controls energy harvesting in the following way:  $\Theta$  units of energy are transferred to the internal work reservoir only when subsystem  $X$  jumps from state  $x = y \rightarrow x' = y + 1$ , where  $y$  is the state of the environment  $Y$  (see Fig. 1b).

We study the maximum power output under the “local control” assumption that the control cannot change the state of  $Y$ . In this case,  $\Delta\dot{W}^*$  is given by the constrained optimization (13). The optimal strategy requires  $X$  to continuously measure the fluctuating state of the environment  $Y$ . In the SM, we analyze power output in LR, M, and FE regimes. The most illuminating result is the LR regime,

$$\Delta\dot{W}_{\text{LR}}^* = \beta\Theta^2 \frac{(n-1)}{4n^2} \frac{1}{1+q(1+\epsilon/2)}. \quad (17)$$

Thus, optimal power output is equal to the power output without a fluctuating environment (15), divided  $1 + q(1 + \epsilon/2)$ . As expected, power output decreases with  $q$ , the rate of environmental transitions, and (15) is recovered as  $q \rightarrow 0$ . Power output also decreases as the cyclic current of the environment increases, as determined by the parameter  $\epsilon$ , since this makes the environment more difficult to track.

**Acknowledgments.**— We thank members of the Complex Systems Lab as well as Bernat Corominas-Murtra, Luis Seoane, and David Wolpert for useful discussions. AK thanks Sosuke Ito for support and encouragement. JP is supported by “María de Maeztú” fellowship MDM-2014-0370-17-2. This project was partly made possible through the support of Grant 62417 from the John Templeton Foundation. The opinions expressed in this publication are those of the author(s) and do not necessarily reflect the views of the John Templeton Foundation.

*kinetic and thermodynamic formalism.* New York: Academic Press, 1977.

- [2] F. Schweitzer, W. Ebeling, and B. Tilch, “Complex motion of Brownian particles with energy depots,” *Physical Review Letters*, vol. 80, no. 23, p. 5044, 1998.
- [3] S. De and R. Klajn, “Dissipative self-assembly driven by the consumption of chemical fuels,” *Advanced Materials*, vol. 30, no. 41, p. 1706750, 2018.
- [4] P. Mehta, A. H. Lang, and D. J. Schwab, “Landauer in the age of synthetic biology: energy consumption and information processing in biochemical networks,” *Journal of Statistical Physics*, vol. 162, no. 5, pp. 1153–1166, 2016.
- [5] J. M. Horowitz and M. Esposito, “Thermodynamics with continuous information flow,” *Physical Review X*, vol. 4, no. 3, p. 031015, 2014.
- [6] J. M. Horowitz, K. Zhou, and J. L. England, “Minimum energetic cost to maintain a target nonequilibrium state,” *Physical Review E*, Mar. 2017. arXiv: 1703.04722.
- [7] M. Esposito, “Stochastic thermodynamics under coarse graining,” *Physical Review E*, vol. 85, no. 4, p. 041125, 2012.
- [8] J. M. Horowitz and J. L. England, “Information-theoretic bound on the entropy production to maintain a classical nonequilibrium distribution using ancillary control,” *Entropy*, vol. 19, no. 7, p. 333, 2017.
- [9] J. M. Parrondo, J. M. Horowitz, and T. Sagawa, “Thermodynamics of information,” *Nature Physics*, vol. 11, no. 2, pp. 131–139, 2015.
- [10] T. Sagawa and M. Ueda, “Minimal energy cost for thermodynamic information processing: measurement and information erasure,” *Physical review letters*, vol. 102, no. 25, p. 250602, 2009.
- [11] D. Abreu and U. Seifert, “Thermodynamics of genuine nonequilibrium states under feedback control,” *Physical review letters*, vol. 108, no. 3, p. 030601, 2012.
- [12] F. J. Cao and M. Feito, “Thermodynamics of feedback controlled systems,” *Physical Review E*, vol. 79, no. 4, p. 041118, 2009.
- [13] S. Ito and T. Sagawa, “Information thermodynamics on causal networks,” *Physical review letters*, vol. 111, no. 18, p. 180603, 2013.
- [14] D. Hartich, A. C. Barato, and U. Seifert, “Stochastic thermodynamics of bipartite systems: transfer entropy inequalities and a Maxwell’s demon interpretation,” *Journal of Statistical Mechanics: Theory and Experiment*, vol. 2014, no. 2, p. P02016, 2014.
- [15] A. C. Barato, D. Hartich, and U. Seifert, “Efficiency of cellular information processing,” *New Journal of Physics*, vol. 16, no. 10, p. 103024, 2014.
- [16] P. Sartori, L. Granger, C. F. Lee, and J. M. Horowitz, “Thermodynamic costs of information processing in sensory adaptation,” *PLoS Comput Biol*, vol. 10, no. 12, p. e1003974, 2014.
- [17] J. Barham, “A dynamical model of the meaning of information,” *Biosystems*, vol. 38, no. 2-3, pp. 235–241, 1996.
- [18] A. Kolchinsky and D. H. Wolpert, “Semantic information, autonomous agency and non-equilibrium statistical physics,” *Interface Focus*, vol. 8, p. 20180041, Dec. 2018.
- [19] V. Blickle and C. Bechinger, “Realization of a micrometre-sized stochastic heat engine,” *Nature Physics*, vol. 8, no. 2, pp. 143–146, 2012.
- [20] I. A. Martínez, É. Roldán, L. Dinis, D. Petrov, J. M. Parrondo, and R. A. Rica, “Brownian Carnot engine,” *Nature Physics*, vol. 12, no. 1, pp. 67–70, 2016.
- [21] V. Holubec, S. Steffenoni, G. Falasco, and K. Kroy, “Active Brownian heat engines,” *Physical Review Research*, vol. 2, no. 4, p. 043262, 2020.

\* artemyk@gmail.com

[1] T. L. Hill, *Free energy transduction in biology: the steady-state*

- [22] P. Pietzonka and U. Seifert, “Universal trade-off between power, efficiency, and constancy in steady-state heat engines,” *Physical review letters*, vol. 120, no. 19, p. 190602, 2018.
- [23] E. Penocchio, R. Rao, and M. Esposito, “Thermodynamic efficiency in dissipative chemistry,” *Nature communications*, vol. 10, no. 1, pp. 1–5, 2019.
- [24] A. E. Allahverdyan and Q. Wang, “Adaptive machine and its thermodynamic costs,” *Physical Review E*, vol. 87, no. 3, p. 032139, 2013.
- [25] A. E. Allahverdyan, S. G. Babajanyan, N. Martirosyan, and A. Melkikh, “Adaptive heat engine,” *Physical Review Letters*, vol. 117, no. 3, p. 030601, 2016.
- [26] P. Margaretti and H. Stark, “Szilard engines and information-based work extraction for active systems,” Mar. 2022.
- [27] G. Paneru, S. Dutta, and H. K. Pak, “Colossal power extraction from active cyclic Brownian information engines,” *arXiv preprint arXiv:2203.13538*, 2022.
- [28] T. K. Saha, J. Ehrich, M. Gavrilov, S. Still, D. A. Sivak, and J. Bechhoefer, “Information engine in a nonequilibrium bath,” July 2022.
- [29] G. L. Zanin, M. Antesberger, M. J. Jacquet, P. H. S. Ribeiro, L. A. Rozema, and P. Walther, “Enhanced photonic maxwell’s demon with correlated baths,” *Quantum*, vol. 6, p. 810, 2022.
- [30] See Supplemental Material at [URL will be inserted by publisher], which includes references [5, 7, 40–48].
- [31] The dynamical activity refers to the back-and-forth fluxes  $R_{ij}\pi_j + R_{ji}\pi_i$ .
- [32] J. A. Fill, “Eigenvalue Bounds on Convergence to Stationarity for Nonreversible Markov Chains, with an Application to the Exclusion Process,” *The Annals of Applied Probability*, vol. 1, no. 1, pp. 62–87, 1991.
- [33] A. C. Barato and U. Seifert, “Thermodynamic uncertainty relation for biomolecular processes,” *Physical review letters*, vol. 114, no. 15, p. 158101, 2015.
- [34] J. R. Moffitt and C. Bustamante, “Extracting signal from noise: kinetic mechanisms from a michaelis–menten-like expression for enzymatic fluctuations,” *The FEBS journal*, vol. 281, no. 2, pp. 498–517, 2014.
- [35] H. Wierenga, P. R. Ten Wolde, and N. B. Becker, “Quantifying fluctuations in reversible enzymatic cycles and clocks,” *Physical Review E*, vol. 97, no. 4, p. 042404, 2018.
- [36] J. Schnakenberg, “Network theory of microscopic and macroscopic behavior of master equation systems,” *Reviews of Modern physics*, vol. 48, no. 4, p. 571, 1976.
- [37] S. Yoshida, Y. Okada, E. Muneyuki, and S. Ito, “Thermodynamic role of main reaction pathway and multi-body information flow in membrane transport,” *Physical Review Research*, vol. 4, no. 2, p. 023229, 2022.
- [38] A. C. Barato and U. Seifert, “Coherence of biochemical oscillations is bounded by driving force and network topology,” *Physical Review E*, vol. 95, no. 6, p. 062409, 2017.
- [39] J. Pajmans, D. K. Lubensky, and P. R. Ten Wolde, “A thermodynamically consistent model of the post-translational kai circadian clock,” *PLOS Computational Biology*, vol. 13, no. 3, p. e1005415, 2017.
- [40] S. Puntanen, G. P. Styan, and J. Isotalo, *Matrix tricks for linear statistical models: our personal top twenty*. Springer, 2011.
- [41] A. A. Maciejewski and C. A. Klein, “Obstacle avoidance for kinematically redundant manipulators in dynamically varying environments,” *The international journal of robotics research*, vol. 4, no. 3, pp. 109–117, 1985.
- [42] R. M. Gray *et al.*, “Toeplitz and circulant matrices: A review,” *Foundations and Trends® in Communications and Information Theory*, vol. 2, no. 3, pp. 155–239, 2006.
- [43] C. Naslund, “Mathematics stackexchange. question 104967,” 2012. <https://math.stackexchange.com/questions/104967/>.
- [44] Svyatoslav and C. Leibovici, “Mathematics stackexchange. question 4567421,” 2022. <https://math.stackexchange.com/questions/4567421/>.
- [45] Y. J. Chung, C. Krueger, D. Metzgar, and M. H. Saier Jr, “Size comparisons among integral membrane transport protein homologues in bacteria, archaea, and eucarya,” *Journal of bacteriology*, vol. 183, no. 3, pp. 1012–1021, 2001.
- [46] M. Razavi, S. M. Saberi Fathi, and J. A. Tuszynski, “The effect of the protein synthesis entropy reduction on the cell size regulation and division size of unicellular organisms,” *Entropy*, vol. 24, no. 1, p. 94, 2022.
- [47] J. L. England, “Statistical physics of self-replication,” *The Journal of chemical physics*, vol. 139, no. 12, p. 121923, 2013.
- [48] R. Milo and R. Phillips, *Cell biology by the numbers*. Garland Science, 2015.

# Supplemental Material: Universal bounds and thermodynamic tradeoffs in nonequilibrium energy harvesting

Jordi Piñero, Ricard Solé, and Artemy Kolchinsky

## Contents

1. Maximum power increase, Eq. (6) (static environments)	8
1. Linear Response (LR) regime, Eq. (9)	8
2. Macroscopic (M) regime, Eq. (11)	10
3. Far-from-Equilibrium (FE) regime, Eq. (12)	12
2. Maximum power increase, Eq. (13) (fluctuating environments)	14
1. Additional assumptions	14
a. Local control	14
b. Independent environment	15
c. Independent agent-and-environment	16
2. Linear Response (LR) regime	16
a. General case	16
b. Simplifying assumption: Independent environment	17
c. Simplifying assumption: Independent-agent-and-environment	18
3. Macroscopic (M) regime	20
4. Far-from-Equilibrium (FE) regime	20
3. Unicyclic model	23
1. An Algebraic Aperitif: eigendecomposition of unicyclic rate matrix	23
2. Unicyclic model: Static environment	23
a. Static environment: LR regime	24
b. Static environment: FE Regime	26
3. Unicyclic model: Fluctuating environment	27
4. LR regime	27
5. Fluctuating environment: FE regime	30
4. Alternative unicyclic model	32
1. Static environment: LR Regime	33
a. FE Regime	34
5. Glucose Transporter	35
6. Quadratic optimization theorem	38

## 1. Maximum power increase, Eq. (6) (static environments)

We consider a system of  $n$  states indexed by  $i \in \{1, \dots, n\}$  that evolves according to a Markovian process with rate matrix  $\bar{R} = R + R'$ , where  $R$  and  $R'$  correspond to baseline and control processes respectively. Here we study the optimization (6) in three limiting regimes.

### 1.1 Linear Response (LR) regime, Eq. (9)

We first consider (6) in the linear response regime, that is under the assumption that the optimal distribution is close to the baseline steady state  $p^* \approx \pi$ , thereby arriving at (9). We assume that  $R$  is irreducible, so that  $\pi$  has full support.

First, we rewrite the objective as

$$\Delta \dot{W}^* = \max_p \frac{1}{\beta} \langle Rp, \ln p - \ln \pi \rangle + \langle p - \pi, \psi^{\text{LR}} \rangle \quad (\text{S1})$$

$$= \max_p \frac{1}{\beta} \langle R(p - \pi), \ln p - \ln \pi \rangle + \langle p - \pi, \psi^{\text{LR}} \rangle, \quad (\text{S2})$$

where we defined the LR payoff vector as in the main text,

$$\psi^{\text{LR}} = d - q + R^T (\ln \pi - s) / \beta. \quad (\text{S3})$$

Eq. (S1) appears as (7) in the main text, while the second line follows from  $R\pi = 0$ .

Next, for convenience define the matrices  $A, D, M \in \mathbb{R}^{n \times n}$ ,

$$A_{ij} := (R_{ij} + R_{ji} \frac{\pi_i}{\pi_j}) / 2 \quad D_{ij} := \delta_{ij} \sqrt{\pi_i} \quad M := D^{-1} A D \quad (\text{S4})$$

Recall that  $A$  is an irreducible rate matrix with stationary distribution  $\pi$ , which obeys detailed balance if and only if  $A = R$ . In addition,  $M = D^{-1} A D$  implies that  $M$  and  $A$  are related via a similarity transformation, which means that for any right eigenpair  $(\lambda, u)$  of  $A$ ,  $(\lambda, D^{-1}u)$  is an eigenpair of the symmetric matrix  $M$ . In particular, since  $A$  has a unique right eigenvector  $\pi$  with eigenvalue 0, then  $M$  also has a unique eigenvector  $D^{-1}\pi$  with eigenvalue 0. Moreover, since  $A$  is a rate matrix, it is negative semidefinite ( $\lambda_a \leq 0$ ), and so  $M$  is also negative semidefinite. We indicate the right eigenvectors of  $A$  as  $u_{(a)}$  and the eigenvectors of the symmetric matrix  $M$  as  $m_{(a)} = D^{-1}u_{(a)}$ . We assume that  $m_{(a)}$  are normalized as  $\|m_{(a)}\| = 1$ , therefore  $\|D^{-1}u_{(a)}\| = 1$ .

Next, define the vectors  $z, v \in \mathbb{R}^n$ ,

$$z := D^{-1}(p - \pi) \quad v := \frac{\beta}{2} D \psi^{\text{LR}} \quad (\text{S5})$$



Using  $\ln x \simeq x - 1$  for  $x \approx 1$ , we approximate the first term in (S2) as

$$\sum_{i,j} R_{ij} (p_j - \pi_j) \ln \left( \frac{p_i}{\pi_i} \right) \simeq \sum_{i,j} R_{ij} (p_j - \pi_j) \left( \frac{p_i - \pi_i}{\pi_i} \right) \quad (\text{S6})$$

$$= \sum_{i,j} \frac{\sqrt{\pi_j}}{\sqrt{\pi_i}} R_{ij} z_j z_i = \sum_{i,j} \frac{\sqrt{\pi_j}}{\sqrt{\pi_i}} A_{ij} z_j z_i = \sum_{i,j} (D^{-1} A D)_{ij} z_j z_i. \quad (\text{S7})$$

Combining and using the definitions above, we can rewrite (S2) in matrix notation as

$$\Delta \dot{W}(p) \simeq \frac{1}{\beta} (z^T M z + 2z^T v). \quad (\text{S8})$$

Let us consider the maximization of (S8) with respect to  $z$ , under the constraints  $\sum_i p_i = 1$  and  $p_i \geq 0, \forall i \in \{1, \dots, n\}$ . Since by assumption  $\pi$  is strictly positive and  $p \approx \pi$ , the second condition follows automatically. The first constraint can be expressed as  $z^T D^{-1} \pi = 0$ , which gives  $\sum_i p_i = \sum_i \pi_i = 1$ . Thus, our optimization problem is now given by

$$\Delta \dot{W}_{\text{LR}}^* = \frac{1}{\beta} \max_{z \in \mathbb{R}^n: \langle z, D^{-1} \pi \rangle = 0} z^T M z + 2z^T v. \quad (\text{S9})$$

Eq. (S9) is a quadratic optimization problem, which can be solved using standard techniques from linear algebra.

For convenience we summarize these techniques in Theorem 1 in Sec. 6 of this SM. That theorem implies that

$$\Delta \dot{W}_{\text{LR}}^* = -\frac{1}{\beta} v^T M^+ v \quad p^* = \pi - D M^+ v \quad (\text{S10})$$

where  $M^+ = \sum_{a>1} \lambda_a^{-1} m_{(a)} m_{(a)}^T$  is the Penrose-Moore pseudo-inverse of  $M$ . In applying Theorem 1, we used result (S118) and the relation  $p^* = \pi + D z^*$ .

We can rewrite (S10) using the eigensystem of  $M$ ,

$$\Delta \dot{W}_{\text{LR}}^* = \frac{1}{\beta} \sum_{a>1} \frac{|\langle v, m_{(a)} \rangle|^2}{-\lambda_a} \quad p^* = \pi + \sum_{a>1} \frac{\langle v, m_{(a)} \rangle}{-\lambda_a} D m_{(a)} \quad (\text{S11})$$

Finally, as in the main text we define

$$\Omega_a = \frac{1}{\beta} \langle v, m_{(a)} \rangle = \frac{1}{2} \langle D \psi^{\text{LR}}, D^{-1} u_{(a)} \rangle = \frac{1}{2} \langle \psi^{\text{LR}}, u_{(a)} \rangle. \quad (\text{S12})$$

Plugging into (S10) gives Eq. (9) in the main text,

$$\Delta \dot{W}_{\text{LR}}^* = \beta \sum_{a>1} \frac{|\Omega_a|^2}{-\lambda_a} \quad p^* = \pi + \sum_{a>1} \frac{\beta \Omega_a}{-\lambda_a} u_{(a)} \quad (\text{S13})$$

Note that the assumption  $p^* \approx \pi$  holds when  $\|p^* - \pi\| \ll 1$ . We can write

$$\begin{aligned} \|p^* - \pi\| &= \beta \left\| \sum_{a>1} \frac{\Omega_a}{-\lambda_a} u_{(a)} \right\| \leq \sum_{a>1} \frac{\beta |\Omega_a|}{-\lambda_a} \|u_{(a)}\| \\ &\leq \sum_{a>1} \frac{\beta |\Omega_a|}{-\lambda_a} \|D\| \|m_{(a)}\| \leq \beta (n-1) \max_{a>1} |\Omega_a / \lambda_a| \max_i \sqrt{\pi_i}, \end{aligned} \quad (\text{S14})$$

where we used the triangle inequality and properties of the matrix norm. Therefore, the LR approximation is guaranteed to be valid when

$$\max_{a>1} |\Omega_a/\lambda_a| \ll \frac{1}{\beta(n-1) \max_i \sqrt{\pi_i}}. \quad (\text{S15})$$

In other words, the payoff loading on each eigenmode must be slower than relaxation modes, up to a factor that depends only on  $\beta$ ,  $n$ , and the steady state  $\pi$ .

## 1.2 Macroscopic (M) regime, Eq. (11)

In the macroscopic (M) regime, we assume that the nonlinear terms in (6) are small compared to the linear terms. This allows us to approximate the optimal solution as the linear optimization

$$\Delta \dot{W}^* = \max_p \frac{1}{\beta} \langle Rp, \ln p \rangle + \langle p - \pi, \psi^M \rangle \quad (\text{S16})$$

$$\approx \max_p \langle p - \pi, \psi^M \rangle \quad (\text{S17})$$

$$= \psi_{i^*}^M - \langle \pi, \psi^M \rangle =: \Delta \dot{W}_M^*. \quad (\text{S18})$$

Here  $\psi^M := d - q - R^T s / \beta$  is the macroscopic payoff vector. The maximum in the last line is achieved by  $p_i^* = \delta_{ii^*}$  with  $i^* = \arg \max_i \psi_i^M$ , which appears as (11) in the main text.

We now discuss when this approximation is valid. First, define the parameter  $\alpha$ ,

$$\alpha := \frac{K}{\beta \Delta \dot{W}_M^*}, \quad (\text{S19})$$

where  $K := \max_i | -R_{ii} |$  is the largest escape rate. This parameter reflects the balance between diffusion out of the optimal state versus macroscopic power gain. Assuming  $\alpha < 1$ , we show that

$$\left| \frac{\Delta \dot{W}^*}{\Delta \dot{W}_M^*} - 1 \right| \leq \alpha (-\ln \alpha - \ln \gamma + n) \quad (\text{S20})$$

where we define the following constant which depends only on  $R$ :

$$\gamma := \min_{i: \sum_j R_{ij} > 0} \pi_i \quad (\text{S21})$$

In fact,  $\gamma$  is the minimal steady-state probability of any state that has incoming transitions.

The RHS of (S20) vanishes for  $\alpha \rightarrow 0$ , so the LHS tightens as  $\Delta \dot{W}^* / \Delta \dot{W}_M^* \rightarrow 1$ . Thus, the parameters  $\alpha$  and  $\gamma$  determine the regime of validity of the M approximation. At the same time, we emphasize that the M approximation only becomes accurate in relative terms, not in additive terms (that is, it is not necessarily true that  $\Delta \dot{W}^* - \Delta \dot{W}_M^* \rightarrow 0$ ).

To derive (S20), we first consider an upper bound on  $\Delta\dot{W}^*$ . Using  $Rp = \sum_j R_{ij}p_j \geq R_{ii}p_i$  and  $S(p) = -\sum_i p_i \ln p_i \leq \ln n$ , we have

$$\langle Rp, \ln p \rangle = \sum_{i,j} R_{ij}p_j \ln p_i \leq \sum_i |R_{ii}|(-p_i \ln p_i) \leq KS(p) \leq K \ln n \quad (\text{S22})$$

At the same time, since  $\Delta\dot{W}_M^*$  maximizes  $\langle p - \pi, \psi^M \rangle$ , we can plug into (S16) to write

$$\Delta\dot{W}^* \leq K(\ln n)/\beta + \Delta\dot{W}_M^* = \Delta\dot{W}_M^*(\alpha \ln n + 1). \quad (\text{S23})$$

To derive a lower bound on  $\Delta\dot{W}^*$ , define the distribution  $p_i := (1 - \alpha)\delta_{ii^*} + \alpha\pi_i$ , with  $\alpha$  defined in (S19).

Plugging this distribution into the objective in (S16) yields

$$\begin{aligned} \Delta\dot{W}^* &\geq \frac{1}{\beta} \langle Rp, \ln p \rangle + \langle p - \pi, \psi^M \rangle \\ &= \frac{1}{\beta} (1 - \alpha) \sum_i (R_{ii^*} \ln p_i) + \langle p - \pi, \psi^M \rangle, \end{aligned} \quad (\text{S24})$$

where we used that  $\sum_j R_{ij}((1 - \alpha)\delta_{ji^*} + \alpha\pi_j) = R_{ii^*}(1 - \alpha)$  since  $R\pi = 0$ . Using  $R_{i^*i^*} \ln p_{i^*} \geq 0$ , we bound the first term in the RHS of (S24) as

$$\begin{aligned} \sum_i R_{ii^*} \ln p_i &\geq \sum_{i:i \neq i^*} R_{ii^*} \ln p_i = \sum_{i:i \neq i^*} R_{ii^*} \ln(\alpha\pi_i) \\ &\geq \sum_{i \neq i^*} R_{ii^*} (\ln \alpha + \ln \gamma) \\ &= -R_{i^*i^*} (\ln \alpha + \ln \gamma) \geq K (\ln \alpha + \ln \gamma), \end{aligned} \quad (\text{S25})$$

where we used that  $\ln \alpha + \ln \gamma < 0$  in the last inequality. For the second term in (S24),

$$\sum_i (p_i - \pi_i) \psi_i^M = (1 - \alpha) \sum_i (\delta_{ii^*} - \pi_i) \psi_i^M = (1 - \alpha) \Delta\dot{W}_M^*. \quad (\text{S26})$$

We can plug (S25) and (S26) into (S24) to give a lower bound on  $\Delta\dot{W}^*$ ,

$$\begin{aligned} \Delta\dot{W}^* &\geq (1 - \alpha)(-R_{i^*i^*})(\ln \alpha + \ln \gamma)/\beta + (1 - \alpha)\Delta\dot{W}_M^* \\ &= (1 - \alpha)\Delta\dot{W}_M^* \alpha (\ln \alpha + \ln \gamma) + (1 - \alpha)\Delta\dot{W}_M^* \\ &\geq \Delta\dot{W}_M^* \alpha (\ln \alpha + \ln \gamma) + (1 - \alpha)\Delta\dot{W}_M^* \\ &= \Delta\dot{W}_M^* \alpha (\ln \alpha + \ln \gamma - 1) + \Delta\dot{W}_M^* \\ &\geq \Delta\dot{W}_M^* \alpha (\ln \alpha + \ln \gamma - n) + \Delta\dot{W}_M^*, \end{aligned} \quad (\text{S27})$$

where in the second line we used the definition (S19), and in the third line we used  $\ln \alpha + \ln \gamma < 0$ . Combining yields

$$\Delta\dot{W}_M^* \alpha (\ln \alpha + \ln \gamma - n) \leq \Delta\dot{W}^* - \Delta\dot{W}_M^* \leq \alpha \ln n, \quad (\text{S28})$$

which can be rearranged to give (S20).

### 1.3 Far-from-Equilibrium (FE) regime, Eq. (12)

In this regime, we consider a perturbation of the macroscopic regime: we assume that the optimal  $p^*$  is close to delta function distribution centered at  $i^* = \operatorname{argmax}_i \psi_i^M$ . If  $p_i \approx \delta_{ii^*}$ ,

$$\dot{p}_i = \sum_j R_{ij} p_j \approx R_{ii^*}. \quad (\text{S29})$$

This allows us to approximate the entropic term in (S16) as

$$\begin{aligned} \langle R p, \ln p \rangle &= \sum_{i,j} R_{ij} p_j \ln p_i \approx \sum_i R_{ii^*} \ln p_i \\ &= R_{i^*i^*} \ln \left( 1 - \sum_{i:i \neq i^*} p_i \right) + \sum_{i:i \neq i^*} R_{ii^*} \ln p_i \approx \sum_{i:i \neq i^*} (-R_{i^*i^*} p_i + R_{ii^*} \ln p_i) \end{aligned} \quad (\text{S30})$$

where we used  $\ln(1-x) \approx -x$  when  $x \approx 0$ . Plugging into (S16) gives

$$\begin{aligned} \Delta \dot{W}(p) &\simeq \frac{1}{\beta} \sum_{i:i \neq i^*} (-R_{i^*i^*} p_i + R_{ii^*} \ln p_i) + \left( 1 - \sum_{i:i \neq i^*} p_i \right) \psi_{i^*}^M + \sum_{i:i \neq i^*} p_i \psi_i^M - \langle \pi, \psi^M \rangle \\ &= \Delta \dot{W}_M^* + \sum_{i:i \neq i^*} [-p_i (\psi_{i^*}^M - \psi_i^M + \beta^{-1} R_{i^*i^*}) + \beta^{-1} R_{ii^*} \ln p_i], \end{aligned} \quad (\text{S31})$$

where  $\Delta \dot{W}_M^* := \psi_{i^*}^M - \langle \pi, \psi^M \rangle$ , which does not depend on  $p$ . After maximizing with respect to  $\{p_i\}_{i:i \neq i^*}$  by taking derivatives and setting them to zero, one obtains:

$$p_i^* = \frac{R_{ii^*}}{\beta(\psi_{i^*}^M - \psi_i^M) + R_{i^*i^*}} \quad (i \neq i^*), \quad \text{and} \quad p_{i^*}^* = 1 - \sum_{i:i \neq i^*} p_i^*. \quad (\text{S32})$$

Plugging (S32) into (S31) gives

$$\Delta \dot{W}^* \simeq \Delta \dot{W}_{\text{FE}}^* = \Delta \dot{W}_M^* + \frac{1}{\beta} \sum_{i:i \neq i^*} R_{ii^*} (\ln p_i^* - 1). \quad (\text{S33})$$

Let us briefly discuss the validity of the expressions above. As stated above, (S32) is valid when  $p_i \approx \delta_{ii^*}$ . For convenience, let  $i^- = \operatorname{argmax}_{i \neq i^*} \psi_i^M$  indicate the second most valuable state of the system after  $i^*$ . We define the *payoff gap* as

$$\Delta \psi_{\min}^M := \psi_{i^*}^M - \psi_{i^-}^M = \min_{i:i \neq i^*} \psi_{i^*}^M - \psi_i^M.$$

Now, considering the optimal probability for  $i \neq i^*$  found in (S32), the FE approximation will be valid as long as

$$p_{i \neq i^*} \ll 1 \quad \Leftrightarrow \quad \psi_{i^*}^M - \psi_i^M \gg \frac{1}{\beta} (R_{ii^*} - R_{i^*i^*}),$$

which holds as long as

$$\Delta \psi_{\min}^M \gg \frac{1}{\beta} (R_{i^-i^*} - R_{i^*i^*}). \quad (\text{S34})$$

Expression (S34) implies that FE approximation is valid when the payoff gap is much larger than the rates at which either  $i^*$  flows into  $i^-$  or escapes.



## 2. Maximum power increase, Eq. (13) (fluctuating environments)

We now extend our setup to consider a fluctuating environment. Now we consider a combined system that contains two subsystems  $X$  and  $Y$ , representing the “agent” and “environment” respectively, taking values in  $\{1, \dots, |X|\}$  and  $\{1, \dots, |Y|\}$ . The baseline and control dynamics of the joint system are specified by the rate matrix  $R, R' \in \mathbb{R}^{|X||Y| \times |X||Y|}$ .

Maximum power output in this setup is given by the constrained optimization problem (13). Here we consider this optimization problem in three limiting regimes.

### 2.1 Additional assumptions

Before proceeding, we introduce three additional assumptions that are employed in some of our results below.

#### 2.1 Local control

As described in the main text, we use the assumption of *Local control* in all our results on fluctuating environments. In fact, it is due to this additional assumption that the fluctuating environment setup is not simply a special case of the basic setup presented above.

The assumption of local control states that under the control rate matrix, the environment  $Y$  cannot change state:

$$\textbf{Local control:} \quad R'_{(x'y')(xy)} = 0 \text{ if } y' \neq y. \quad (\text{S35})$$

This constraint can be formalized using the matrix

$$B \in \mathbb{R}^{|Y| \times |X||Y|} \text{ with } B_{y'(xy)} = 1 - \delta_{y'y}. \quad (\text{S36})$$

It can be verified that  $BR' = 0$  is equivalent to (S35). Recall that  $\bar{\pi}$  was defined as the steady-state solution of the combination of baseline and control dynamics,  $(R + R')\bar{\pi} = 0$ . Multiplying both sides of this equality by  $B$  and then using  $BR' = 0$  implies  $BR\bar{\pi} = 0$ . This equality must hold for any achievable steady state in (5). This gives the following expression for maximum power gain in the presence of local control:

$$\Delta \dot{W}^* = \max_{p: BRp=0} -\partial_t^R \mathcal{S}(p)/\beta + \langle p - \pi, d - q \rangle, \quad (\text{S37})$$

where the optimization is over all probability distributions over  $|X||Y|$  outcomes. This expression appears as (13) in the main text.

Below, it will be convenient to rewrite (S37) in the form of (S1),

$$\Delta \dot{W}^* = \max_{p: BRp=0} \frac{1}{\beta} \langle Rp, \ln p - \ln \pi \rangle + \langle p - \pi, \psi^{\text{LR}} \rangle, \quad (\text{S38})$$

where  $\psi^{\text{LR}} := d - q + R^T(\ln \pi - s)/\beta$  is the LR payoff vector.

## 2.1 Independent environment

Where explicitly noted, we sometimes introduce an additional *Independent environment* assumption. This assumption states that under the baseline rate matrix  $R$ , the dynamics of the agent and environment are bipartite [5], meaning either the agent or environment can change state in any one jump, and moreover that the jumps of the environment do not depend on the state of the agent. Formally, this means that the combined rate matrix has the general form

$$\textbf{Independent environment:} \quad R_{(x'y')(xy)} = \delta_{yy'} R_{(x'y)(xy)}^{X|Y} + \delta_{xx'} R_{y'y}^Y. \quad (\text{S39})$$

$R^Y$  is a rate matrix over environment  $Y$  which satisfies  $\sum_{y'} R_{y'y}^Y = 0$  for all  $y$ , which we assume has a unique steady state  $\pi^Y$ .  $R^{X|Y}$  is a kind of conditional rate matrix over  $X$ , where transitions of  $X$  can in principle depend on the state of  $Y$ . Using  $\sum_{x',y'} R_{(x'y')(xy)} = \sum_{y'} R_{y'y}^Y = 0$ , we have

$$\begin{aligned} \sum_{x'} R_{(x'y)(xy)}^{X|Y} &= \sum_{x'} R_{(x'y)(xy)}^{X|Y} + \sum_{y'} R_{y'y}^Y \\ &= \sum_{x',y'} \delta_{yy'} R_{(x'y)(xy)}^{X|Y} + \sum_{x',y'} \delta_{xx'} R_{y'y}^Y = \sum_{x',y'} R_{(x'y')(xy)} = 0. \end{aligned} \quad (\text{S40})$$

Recall that local control (S37) implies that  $BRp = 0$ . Combining with (S39) allows us to write the product  $BR$  as

$$\begin{aligned} [BR]_{y'',xy} &= \sum_{x',y'} (1 - \delta_{y'y''}) R_{(x'y')(xy)} = - \sum_{x',y'} \delta_{y'y''} R_{(x'y')(xy)} \\ &= - \sum_{x',y'} \delta_{y'y''} (\delta_{y,y'} R_{(x'y)(xy)}^{X|Y} + \delta_{x,x'} R_{y'y}^Y) \\ &= - \sum_{y'} \delta_{y'y''} (\delta_{y,y'} \left( \sum_{x'} R_{(x'y)(xy)}^{X|Y} \right) + R_{y'y}^Y) = -R_{y''y}^Y, \end{aligned} \quad (\text{S41})$$

In the last line, we used (S40). Given (S41),  $BRp = 0$  implies that

$$[BRp]_{y''} = - \sum_{x,y} R_{y''y} p_{xy} = - \sum_y R_{y''y} p_y^Y = 0. \quad (\text{S42})$$

Therefore, the marginal distribution  $p^Y$  must be in steady state for the rate matrix  $R^Y$ ,

$$p^Y = \pi^Y. \quad (\text{S43})$$

Therefore, local control (S35) and independent environment (S39) jointly imply  $p^Y = \pi^Y$ .

## 2.1 Independent agent-and-environment

Where explicitly noted, we sometimes also introduce the *Independent agent-and-environment* assumption, which is stronger than the *Independent environment* assumption discussed above. This assumption states that under the baseline rate matrix  $R$ , the dynamics of the agent and environment are bipartite and both evolve independently of each other. Formally, this means that the combined rate matrix has the form

$$\textbf{Independent agent-and-environment:} \quad R_{(x'y')(xy)} = \delta_{yy'} R_{x'x}^X + \delta_{xx'} R_{y'y}^Y. \quad (\text{S44})$$

Here  $R^X$  and  $R^Y$  are rate matrices over the agent  $X$  and environment  $Y$  which satisfy  $\sum_{x'} R_{x'x}^X = 0$  for all  $x$  and  $\sum_{y'} R_{y'y}^Y = 0$  for all  $y$ , and which have unique steady states  $\pi^X$  and  $\pi^Y$ .

## 2.2 Linear Response (LR) regime

We now derive the LR regime solution of (S38), that is the the maximum power gain  $\Delta \dot{W}_{\text{LR}}^*$  for a system coupled to a fluctuating environment. We then show how imposing additional assumptions on the system's dynamics can simplify this solution dramatically. This simplification will be used in the example explored in Sec. 4 of this SM.

### 2.2 General case

We first derive LR solution of (S37) in the general case, assuming only *Local control* (S35). To begin, we expand the state space considered in Sec. 1.1 to include both  $X$  and  $Y$  and study the constrained optimization problem:

$$\Delta \dot{W}_{\text{LR}}^* = \frac{1}{\beta} \max_{z \in \mathbb{R}^{|X||Y|}; \langle z | D^{-1} \pi \rangle = 0} z^T M z + 2z^T v \quad \text{such that} \quad BRDz = 0. \quad (\text{S45})$$

where we define  $z$ ,  $D$ ,  $A$ , and  $M = D^{-1}AD$  as in (S4) and (S5) above, and  $B$  as in (S36). The derivation of this expression from (S37) is the same as the derivation of (S9), except that we included the constraint  $BRp = 0$ , which is equivalent to  $BRDz = 0$  given  $z = D^{-1}(p - \pi)$ .

The optimization problem (S45) is an equality-constrained quadratic optimization problem, which can be solved using standard techniques. Using Theorem 1 from Sec. 6 of this SM (S116), the solution is given by

$$\begin{aligned} \Delta \dot{W}_{\text{LR}}^* &= -v^T M^+ v + v^T \Lambda M \Lambda v \\ z^* &= (\Lambda - M^+) v \quad \implies \quad p^* = \pi + D(\Lambda - M^+) v, \end{aligned} \quad (\text{S46})$$

where we defined the matrices  $\Lambda, \Pi \in \mathbb{R}^{|X||Y| \times |X||Y|}$ :

$$\Lambda := \left[ I - \left( (-M)^{1/2} \Pi \right)^+ (-M)^{1/2} \right] M^+ \quad \Pi := I - \begin{bmatrix} BRD \\ \pi^T D^{-1} \end{bmatrix}^+ \begin{bmatrix} BRD \\ \pi^T D^{-1} \end{bmatrix} \quad (\text{S47})$$

The matrix  $\Lambda$  encodes the effect of the local control constraints on the solution of the optimization problem. The solution (S46) may be compared with the unconstrained LR solution (S10); note that the solution agree when  $\Lambda = 0$ .

It is important to note that even though we focused specifically on the problem of power gain under local control, the solution (S46) is more general. In particular, it may be used to study maximum power gain under various types of linear constraints of the form  $G(p - \pi) = 0$  for some arbitrary matrix  $G$ . For instance, this may be used to study maximum power gain under conservation laws, or other types of constraints on the allowed steady state distributions  $\bar{\pi}$ .

In the following subsections, we demonstrate that the solution (S46) can be simplified by introducing the *Independent environment* (S39) and *Independent agent-and-environment* (S44) assumptions.

## 2.2 Simplifying assumption: Independent environment

We show that under the assumption of *Independent environment* (S39),  $\Pi$  can be expressed in a simpler form than (S47), and in particular without invoking the pseudo-inverse. First, define the following matrix  $C \in \mathbb{R}^{|X||Y| \times |X||Y|}$ :

$$C := \sum_y \tau^{(y)} \tau^{(y)T}, \quad \tau_{x'y'}^{(y)} = \sqrt{\pi_{x'|y'}} \delta_{yy'} \quad \text{for } y \in Y. \quad (\text{S48})$$

We will show that *Independent environment* (S39) implies that

$$\Pi = I - C. \quad (\text{S49})$$

The derivation of (S49) proceeds in the following way. First, observe that the vectors  $\tau^{(y)}$  are orthonormal,  $\langle \tau^{(y)}, \tau^{(y')} \rangle = \delta_{yy'}$ , and therefore that  $CC = C$ . In addition,  $C$  is symmetric, which implies that it is an orthogonal projector. Next, for convenience define the matrix  $H = \begin{bmatrix} BRD \\ \pi^T D^{-1} \end{bmatrix}$ , so that  $\Pi = I - H^+ H$ . Below, we first show that the rowspace of  $H$  is a subspace of the column space of  $C$ . After that, we show that the dimension of the column space of  $C$  is equal to the dimension of the rowspace of  $H$ . Therefore, the two spaces must be equal, so  $C$  is the orthogonal projector onto the rowspace of  $H$ . But it is known that  $H^+ H$  is the orthogonal projector onto the rowspace of  $H$ . Thus, it must be that  $C = H^+ H$ , implying (S49).

Let us show that the rowspace of  $H$  is a subspace of the column space of  $C$ . The entries of  $C$  and  $H$  can be written explicitly as

$$C_{(xy)(x'y')} = \sqrt{\pi_{x|y}} \sqrt{\pi_{x'|y'}} \delta_{y'y}, \quad H_{y''(xy)} = \begin{cases} R_{y''y}^Y \sqrt{\pi_{xy}} & y'' \in \{1, \dots, |Y|\} \\ \sqrt{\pi_{xy}} & y'' = |Y| + 1 \end{cases}. \quad (\text{S50})$$

Here we have used the expression of  $BR$  (S41) that holds under the *Independent environment assumption*. Then, each row of  $H$  is a linear combination of the columns of  $C$ ,

$$\begin{aligned} R_{y''y} \sqrt{\pi_{xy}} &= \sum_{x',y'} c_{x'y'}^{(1,y'')} \sqrt{\pi_{x|y}} \sqrt{\pi_{x'|y'}} \delta_{y'y} & c_{x'y'}^{(1,y'')} &= R_{y''y'}^Y \sqrt{\pi_{x'y'}} \\ \sqrt{\pi_{xy}} &= \sum_{x',y'} c_{x'y'}^{(2)} \sqrt{\pi_{x|y}} \sqrt{\pi_{x'|y'}} \delta_{y'y} & c_{x'y'}^{(2)} &= \sqrt{\pi_{x'y'}}. \end{aligned}$$

This means that the rowspace of  $H$  is a subspace of the column space of  $C$ .

Next, we show that the two spaces have the same dimension. It is clear that the column space of  $C$  has dimension  $|Y|$  by construction (S48). To determine the rank of  $H$ , observe that

$$H = \begin{bmatrix} BRD \\ \pi^T D^{-1} \end{bmatrix} = \begin{bmatrix} BR \\ \mathbf{1}^T \end{bmatrix} D = (K \otimes \mathbf{1}\mathbf{1}^T) D,$$

where  $K = \begin{bmatrix} R_Y^Y \\ \mathbf{1}^T \end{bmatrix}$  and  $\otimes$  is the Kronecker product, where we again used (S41). By basic properties of rank,

$$\text{rank } H = \text{rank } (K \otimes \mathbf{1}\mathbf{1}^T) = (\text{rank } K)(\text{rank } \mathbf{1}\mathbf{1}^T) = \text{rank } K.$$

Finally, define  $P_t = [tI_Y \ 1] K$  for  $t > 0$  where  $I_Y$  is the  $|Y| \times |Y|$  identity matrix, and note that  $\text{rank } P_t \leq \text{rank } K = \text{rank } H$ . For sufficiently small  $t$ ,  $P_t$  is an  $|Y| \times |Y|$  transition matrix which is strictly diagonally dominant, and hence has full rank. Therefore,  $|Y| = \text{rank } P_t$ , implying that  $|Y| \leq \text{rank } H$ . At the same time, since the rowspace of  $H$  is contained in column space of  $C$ , we must have  $\text{rank } H \leq \text{rank } C = |Y|$ . Combining implies  $\text{rank } H = |Y| = \text{rank } C$ .

## 2.2 Simplifying assumption: Independent-agent-and-environment

We now simplify the solution (S46) under the assumption of *Independent agent-and-environment* (S44). To begin, we use (S44) to write the matrix  $M = D^{-1}AD$  in explicit form as

$$\begin{aligned} M_{(x'y')(xy)} &= \frac{1}{2} \left( \sqrt{\frac{\pi_{xy}}{\pi_{x'y'}}} R_{(x'y')(xy)} + \sqrt{\frac{\pi_{x'y'}}{\pi_{xy}}} R_{(xy)(x'y')} \right) \\ &= \frac{1}{2} \left( \sqrt{\frac{\pi_x^X}{\pi_{x'}^X}} R_{x'x}^X + \sqrt{\frac{\pi_{x'}^X}{\pi_x^X}} R_{xx'}^X \right) \delta_{y'y} + \frac{1}{2} \left( \sqrt{\frac{\pi_y^Y}{\pi_{y'}^Y}} R_{y'y}^Y + \sqrt{\frac{\pi_{y'}^Y}{\pi_y^Y}} R_{yy'}^Y \right) \delta_{x'x} \\ &\equiv M_{x'x}^X \delta_{y'y} + M_{y'y}^Y \delta_{x'x}, \end{aligned} \tag{S51}$$

which for convenience we defined the matrix  $M^X \in \mathbb{R}^{|X| \times |X|}$  and  $M^Y \in \mathbb{R}^{|Y| \times |Y|}$  as above. We also used that (S44) implies that the steady state distribution factorizes as  $\pi_{xy} = \pi_x^X \pi_y^Y$ . Observe that (S51) can be written in matrix notation as

$$M = M^X \otimes I_Y + I_X \otimes M^Y, \tag{S52}$$



where  $I_X$  and  $I_Y$  are identity matrices of size  $|X| \times |X|$  and  $|Y| \times |Y|$ .

Let us denote the orthonormal eigensystems of  $M^X$  and  $M^Y$  as  $(\lambda_a^X, m_{(a)}^X)$  and  $(\lambda_b^Y, m_{(b)}^Y)$  with  $a \in \{1, \dots, |X|\}$  and  $b \in \{1, \dots, |Y|\}$ . Since  $M^X$  and  $M^Y$  are related to the rate matrices  $R^X$  and  $R^Y$  by a similarity transformation, the top eigenvectors for  $M^X$  and  $M^Y$  (with  $\lambda_1^X = \lambda_1^Y = 0$ ) correspond to the marginal steady states  $m_{(1)x}^X = \sqrt{\pi_x^X}$  and  $m_{(1)y}^Y = \sqrt{\pi_y^Y}$ , respectively. Moreover, it can be shown that for all for  $a \in \{1, \dots, |X|\}$  and  $b \in \{1, \dots, |Y|\}$ ,  $m_{(ab)} := m_{(a)}^X \otimes m_{(b)}^Y$  is an eigenvector of  $M$  with eigenvalue  $\lambda_{ab} = \lambda_a^X + \lambda_b^Y$ :

$$\begin{aligned} Mm_{(ab)} &= (M^X \otimes I_Y + I_X \otimes M^Y) (m_{(a)}^X \otimes m_{(b)}^Y) = \lambda_a^X m_{(a)}^X \otimes m_{(b)}^Y + \lambda_b^Y m_{(a)}^X \otimes m_{(b)}^Y \\ &= (\lambda_a^X + \lambda_b^Y) m_{(a)}^X \otimes m_{(b)}^Y = \lambda_{ab} m_{(ab)}. \end{aligned} \quad (\text{S53})$$

To summarize, we can write the eigendecomposition of  $M$  as

$$M = \sum_{a,b} (\lambda_a^X + \lambda_b^Y) m_{(ab)} m_{(ab)}^T = \sum_{a,b} (\lambda_a^X + \lambda_b^Y) m_{(ab)} m_{(a)}^X m_{(a)}^{X^T} \otimes m_{(b)}^Y m_{(b)}^{Y^T}. \quad (\text{S54})$$

Next, because the steady state factorizes, we can rewrite  $C$  (S50) as  $C_{(xy)(x'y')} = \sqrt{\pi_x^X} \sqrt{\pi_{x'}^X} \delta_{y'y'}$ , or in matrix notation

$$C = m_{(1)}^X m_{(1)}^{X^T} \otimes I_X = \sum_b m_{(1)}^X m_{(1)}^{X^T} \otimes m_{(b)}^Y m_{(b)}^{Y^T}. \quad (\text{S55})$$

In addition, the assumption *Independent agent-and-environment* implies *Independent environment* (S39), which in turn implies  $\Pi = I - C$  (S49). Combining gives

$$\begin{aligned} \Pi = I - C &= \sum_{a,b} m_{(a)}^X m_{(a)}^{X^T} \otimes m_{(b)}^Y m_{(b)}^{Y^T} - \sum_b m_{(1)}^X m_{(1)}^{X^T} \otimes m_{(b)}^Y m_{(b)}^{Y^T} \\ &= \sum_{a>1,b} m_{(a)}^X m_{(a)}^{X^T} \otimes m_{(b)}^Y m_{(b)}^{Y^T} = \sum_{a>1,b} m_{(ab)} m_{(ab)}^T. \end{aligned} \quad (\text{S56})$$

In this way, we expressed  $\Pi$  in terms of the eigenvectors of  $M$ .

It is clear that  $M$  and  $\Pi$  commute. Therefore, we can apply (S117) from Theorem 1 in Sec. 6. It states that the solution of (S45) is given by

$$\begin{aligned} \Delta \dot{W}_{\text{LR}}^* &= -v^T \Pi M^+ \Pi v \\ z^* &= -(M^+) \Pi v \quad \implies \quad p^* = \pi - D M^+ \Pi v. \end{aligned} \quad (\text{S57})$$

Using the expression of the pseudo-inverse  $M^+ = \sum_{a,b:(a,b) \neq (1,1)} (\lambda_a^X + \lambda_b^Y)^{-1} m_{(ab)} m_{(ab)}^T$  and our expression for  $\Pi$  (S56), we have

$$M^+ \Pi = \Pi M^+ \Pi = \sum_{a,b:a>1} (\lambda_a^X + \lambda_b^Y)^{-1} m_{(ab)} m_{(ab)}^T. \quad (\text{S58})$$

Finally, combining with (S57) allows us to write the solution as

$$\Delta \dot{W}_{\text{LR}}^* = \beta \sum_{a,b:a>1} \frac{|\Omega_{ab}|^2}{-\lambda_a - \lambda_b} \quad p^* = \pi + \sum_{a,b:a>1} \frac{\beta \Omega_{ab}}{-\lambda_a - \lambda_b} u_{(ab)} \quad (\text{S59})$$

where we defined

$$\beta \Omega_{ab} = \langle v, m_{(ab)} \rangle = \frac{\beta}{2} \langle D\psi^{\text{LR}}, D^{-1}u_{(ab)} \rangle = \frac{\beta}{2} \langle \psi^{\text{LR}}, u_{(ab)} \rangle, \quad (\text{S60})$$

exactly as in (S12), and  $u_{(ab)}$  is an eigenvalue of the matrix  $A$  (see (S4) and paragraph after). This result is in complete analogy with the static environment LR analysis (S13) and Eq. (9) in the main text.

### 2.3 Macroscopic (M) regime

We now derive the Macroscopic (M) regime solution for a system coupled to a fluctuating environment. To do so, we will impose the assumptions of *Local control* (S35) and the *Independent environment* (S39).

Recall our definition of the macroscopic payoff vector  $\psi^{\text{M}} := d - q - \beta^{-1} R^T s$  from Sec. 1.2. Also recall (S16),

$$\Delta \dot{W}^* = \max_{p: BRp=0} \frac{1}{\beta} \langle Rp, \ln p \rangle + \langle p - \pi, \psi^{\text{M}} \rangle, \quad (\text{S61})$$

Given *Local control* and *Independent environment*,  $BRp = 0$  implies that  $p^Y = \pi^Y$  (S43). In addition, as in Sec. 1.2, we assume that in the Macroscopic regime we may neglect the nonlinear first term in (S61), which gives the approximation

$$\Delta \dot{W}^* \approx \max_{p_{x|y}} \sum_y \pi_y p_{x|y} \psi_{xy}^{\text{M}} - \langle \pi, \psi^{\text{M}} \rangle. \quad (\text{S62})$$

This is a simple linear optimization, where the optimal conditional distribution is given by  $p_{x|y}^* = \delta_{x_y^* x}$  with  $x_y^* = \arg \max_x \psi_{xy}^{\text{M}}$ , i.e., the  $x_y^*$  is the best response state of  $X$  given that the environment is in state  $Y = y$ . The approximate solution under this Macroscopic Regime is

$$\Delta \dot{W}_{\text{M}}^* = \sum_y \pi_y \psi_{x_y^* y}^{\text{M}} - \langle \pi, \psi^{\text{M}} \rangle \quad p_{xy}^* \approx \delta_{x_y^* x} \pi_y, \quad (\text{S63})$$

### 2.4 Far-from-Equilibrium (FE) regime

We now derive the Far-from-equilibrium (FE) regime solution for a system coupled to a fluctuating environment. To do so, we will impose the assumptions of *Local control* (S35) and the *Independent environment* (S39).

We derive the Far-from-Equilibrium (FE) approximation as an expansion around the Macroscopic Regime solution (S63). Consider the nonlinear term in (S61),

$$\langle Rp, \ln p \rangle = \sum_{x,y} [pR]_{xy} \ln p_{xy} = \sum_{x,y} [pR]_{xy} \ln p_{x|y},$$

where we use the that  $\sum_y (\sum_x [pR]_{xy}) \ln p_y = 0$  since  $p^Y = \pi^Y$ . We approximate the remaining term by using the expression for  $p^*$  in (S63),

$$\begin{aligned} \sum_{x,y} \sum_{x',y'} p_{x'y'} R_{(xy)(x'y')} \ln p_{x|y} &\approx \sum_{x,y} \sum_{y'} \pi_{y'} R_{(x,y)(x_y^*,y')} \ln p_{x|y} \\ &= \sum_{y,y'} \pi_{y'} \left( \sum_{x \neq x_y^*} R_{(x,y)(x_y^*,y')} \ln p_{x|y} + R_{(x_y^*,y)(x_y^*,y')} \ln p_{x_y^*|y} \right). \end{aligned} \quad (\text{S64})$$

Let us now expand the last term as follows

$$\ln p_{x_y^*|y} = \ln \left( 1 - \sum_{x \neq x_y^*} p_{x|y} \right) \approx - \sum_{x \neq x_y^*} p_{x|y}.$$

Next, we define

$$\mathcal{R}_{xy} := \sum_{y'} \pi_{y'} R_{(x,y)(x_y^*,y')}, \quad (\text{S65})$$

which indicates the rate of probability flow from all “optimal states”  $(x_y^*, y')$  to state  $(x, y)$ . Thus, we obtain that

$$\langle Rp, \ln p \rangle \approx \sum_{y, x \neq x_y^*} (\mathcal{R}_{xy} \ln p_{x|y} - \mathcal{R}_{x_y^*y} p_{x|y}). \quad (\text{S66})$$

Next, let us consider the linear term in (S61) and use the fact that  $p^Y = \pi^Y$  to write

$$\begin{aligned} \langle p, \psi^M \rangle &= \sum_{x,y} p_{x|y} \pi_y \psi_{xy}^M = \sum_y \pi_y \left( p_{x_y^*|y} \psi_{x_y^*y}^M + \sum_{x \neq x_y^*} p_{x|y} \psi_{xy}^M \right) \\ &= \sum_y \pi_y \left[ \left( 1 - \sum_{x \neq x_y^*} p_{x|y} \right) \psi_{x_y^*y}^M + \sum_{x \neq x_y^*} p_{x|y} \psi_{xy}^M \right] \\ &= \sum_y \pi_y \left[ \psi_{x_y^*y}^M + \sum_{x \neq x_y^*} p_{x|y} (\psi_{xy}^M - \psi_{x_y^*y}^M) \right]. \end{aligned} \quad (\text{S67})$$

Then, combining (S63), (S66) and (S67),

$$\Delta \dot{W}^* \approx \max_{p: BRp=0} \Delta \dot{W}_M^* + \frac{1}{\beta} \sum_{y, x \neq x_y^*} \left[ \mathcal{R}_{xy} \ln p_{x|y} - (\beta(\psi_{x_y^*y}^M - \psi_{xy}^M) \pi_y + \mathcal{R}_{x_y^*y}) p_{x|y} \right]. \quad (\text{S68})$$

This optimization problem can be solved by taking derivatives with respect to  $p_{x|y}$ , which, after imposing  $p^Y = \pi^Y$ , gives

$$p_{xy}^* = \pi_y \left[ \delta_{x_y^*y} + \sum_{x' \neq x_y^*} \frac{(\delta_{xx'} - \delta_{xx_y^*}) \mathcal{R}_{x'y}}{\beta(\psi_{x_y^*y}^M - \psi_{x'y}^M) \pi_y + \mathcal{R}_{x_y^*y}} \right]. \quad (\text{S69})$$

Finally, inserting back into (S68) yields the FE approximation

$$\Delta \dot{W}_{\text{FE}}^* = \Delta \dot{W}_{\text{M}}^* + \frac{1}{\beta} \sum_{y, x \neq x_y^*} \mathcal{R}_{xy} (\ln p_{x|y}^* - 1), \quad (\text{S70})$$

which is a generalization of (S33).

### 3. Unicyclic model

Here we analyze the unicyclic model considered in the main text. We study both the case with a static environment in Sec. 3.2 and the case with a fluctuating environment in Sec. 3.3. Before proceeding, we briefly introduce some useful facts about the eigendecomposition of a unicyclic rate matrix.

#### 3.1 An Algebraic Aperitif: eigendecomposition of unicyclic rate matrix

Consider a unicyclic rate matrix  $R$ ,

$$R = \begin{pmatrix} -2k & k & 0 & \cdots & k \\ k & -2k & k & \cdots & 0 \\ 0 & k & -2k & \cdots & 0 \\ \vdots & \vdots & \vdots & \ddots & \vdots \\ k & 0 & 0 & \cdots & -2k \end{pmatrix}, \quad (\text{S71})$$

which is a symmetric circulant matrix. Due to symmetry, its steady state is uniform:  $\pi_i = \frac{1}{n}, \forall i$ . The eigensystem for  $R$  is obtained from the theory of circulant matrices [42], which, for odd  $n$ , yields:

$$\lambda_a = -2k [1 - \Re(\omega_a)] = -2k \left[ 1 - \cos\left(\frac{2\pi(a-1)}{n}\right) \right], \quad (\text{S72})$$

where  $\omega_a := e^{i2\pi(a-1)/n}$ . These eigenvalues are all degenerate twice (except  $\lambda_{(1)} = 0$ , whose eigenvector is simply  $(1, 1, \dots, 1)$ ). An orthonormal choice of eigenbasis is given by the set

$$\{m_{(a)}\} = \left\{ \frac{1}{\sqrt{n}} (1, \omega_a, \omega_a^2, \dots, \omega_a^{n-1}) \right\}. \quad (\text{S73})$$

#### 3.2 Unicyclic model: Static environment

We now analyze the unicyclic model in a static environment, using techniques developed in Sec. 1. We consider a systems with  $n$  state arranged in a ring, where baseline transitions are symmetric with uniform kinetics:  $i \xrightarrow[k]{1} i+1 \pmod n, \forall i = 1, \dots, n$  (see Fig. S3 here and Fig. 1(a) in the main text). The baseline dynamics are equivalent to a random walk on a one-dimensional ring, and the baseline rate matrix is given by (S71).

We assume that a single transition is coupled to the extraction of  $\Theta$  work, without heat generation or internal entropy change ( $q = 0$  and  $s = 0$ ). The reverse of this transition removes the same amount of energy from the system's internal work reservoir. Without loss of generality, we assume that such specific reaction is  $1 \xrightarrow[k]{1} 2$ . Note



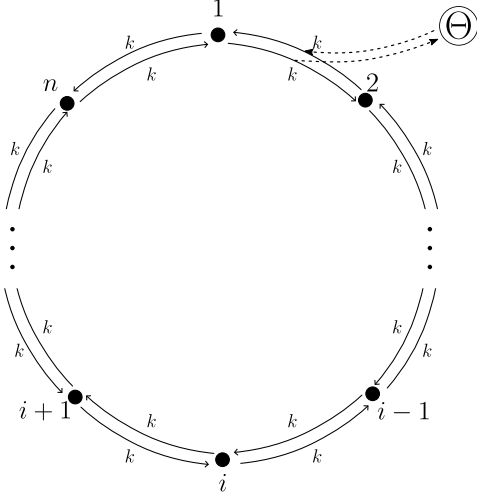


Figure S3. A unicyclic system with transitions across the  $n$  states with symmetric back-and-forth rates  $k$ , as discussed in the main text. Work  $\Theta$  is gained every time the system undergoes the transition  $1 \rightarrow 2$ , while the work  $\Theta$  is lost in the reverse transition  $2 \rightarrow 1$ .

that in the main text we have chosen to set the units of  $k = 1$  without loss of generality. However, we have kept  $k$  explicit in the rest of the SM. For this system, the baseline steady state is uniform,  $\pi_i = 1/n$ , and the payoff vector is given by

$$\psi^{\text{LR}} = \psi^{\text{M}} = (k\Theta, -k\Theta, 0, \dots, 0). \quad (\text{S74})$$

In the rest of this section, we analyze this model in the LR and FE regime. We will also discuss the validity of these approximation in terms of the model parameters.

### 3.2 Static environment: LR regime

We first consider the LR solution (S13). Recall that work  $\Theta$  is extracted from the environment during transitions from states  $1 \rightarrow 2$ , and its reverse reaction requires the same amount of work to be invested. Combining (S74) with (S5),  $\pi_i = 1/n$ , and  $D = \frac{1}{\sqrt{n}}I_n$  gives  $v = \frac{k\beta\Theta}{2\sqrt{n}}(1, -1, 0, \dots, 0)$ . In addition, since  $R$  obeys detailed balance,  $R = A$ . Finally, it is easy to verify that  $M = D^{-1}AD = A = R$ . Thus,  $M$  has the same eigendecomposition as  $R$ . The normalized eigenvectors of  $M$  are given by (S73).

We can compute  $\Omega_a = \langle v, m_{(a)} \rangle / \beta$  for  $a = 2, \dots, n$ , using the eigenvector set given in (S73), which simply yields

$$\Omega_a = \frac{k\Theta}{2n} (1 - \omega_a). \quad (\text{S75})$$

Next, we compute the maximum power difference attainable using (S13):

$$\begin{aligned} \Delta \dot{W}_{\text{LR}}^* &= \sum_{a=2}^n \frac{\beta |\Omega_a|^2}{-\lambda_a} = \beta k \left( \frac{\Theta}{2n} \right)^2 \sum_{a=2}^n \frac{|1 - \omega_a|^2}{2 \left[ 1 - \cos \left( \frac{2\pi(a-1)}{n} \right) \right]} \\ &= \beta k \left( \frac{\Theta}{2n} \right)^2 \sum_{a=2}^n 1 = \beta k \left( \frac{\Theta}{2n} \right)^2 (n-1). \end{aligned} \quad (\text{S76})$$

On the other hand, continuing with odd  $n$ , it is also possible to compute the deviation of the optimal distribution from stationary distribution using (S13),

$$\Delta p^* = p^* - \pi = \beta \sum_{a=2}^n \frac{\Omega_a^\dagger D m_{(a)}}{-\lambda_a}, \quad (\text{S77})$$

which is depicted in Fig. S4(a). (Note that, due to our choice of a complex-valued eigenbasis, we must be careful in adding the complex conjugate on the  $\Omega_a$ , following the ordering of the operator  $M^+$  in (S13).) Now, component by component, we can rewrite (S77) as

$$\begin{aligned} \Delta p_i^* &= \frac{\beta\Theta}{4n^2} \sum_{a=2}^n \frac{(1 - \omega_a)^\dagger \omega_a^{i-1}}{1 - \cos\left(\frac{2\pi(a-1)}{n}\right)} \\ &= \frac{\beta\Theta}{4n^2} \sum_{a=2}^n \frac{\cos\left(\frac{2\pi(a-1)(i-1)}{n}\right) - \cos\left(\frac{2\pi(a-1)(i-2)}{n}\right)}{1 - \cos\left(\frac{2\pi(a-1)}{n}\right)} \\ &= \frac{\beta\Theta}{4n^2} \left[ -\sum_{a=2}^n \cos\left(\frac{2\pi(a-1)(i-2)}{n}\right) - \sum_{a=2}^n \frac{\sin\left(\frac{2\pi(a-1)(i-2)}{n}\right) \sin\left(\frac{2\pi(a-1)}{n}\right)}{1 - \cos\left(\frac{2\pi(a-1)}{n}\right)} \right]. \end{aligned} \quad (\text{S78})$$

In the first line, we used the expressions for  $\Omega_a$  from (S75),  $\lambda_a$  from (S72),  $m_{(a)}$  from (S73), and  $D = I/\sqrt{n}$  and then simplified. In the second line, we expanded  $(1 - \omega_a)^\dagger \omega_a^{i-1} = \omega_a^{i-1} - \omega_a^{i-2}$  into real and imaginary components and then used that the imaginary components cancel over the sum. In the last line, we used the identity  $\cos(x+y) = \cos(x)\cos(y) - \sin(x)\sin(y)$  for  $x = \frac{2\pi(a-1)(i-2)}{n}$  and  $y = \frac{2\pi(a-1)}{n}$  and then simplified. It can be verified that the first series in (S78) sums to  $-1$ . The second series is trickier but can be simplified using trigonometric methods as shown in Ref. [43]. Plugging in that solution and simplifying gives the very simple expression:

$$\Delta p_i^* = \frac{\beta\Theta}{4n^2} \begin{cases} 2(i-1) - (n+1) & \text{for } i = 2, \dots, n \\ (n-1) & \text{for } i = 1 \end{cases}. \quad (\text{S79})$$

Thus, in the LR regime, the optimal distribution builds up in equal increments starting at  $i = 2$  until the optimal state  $i = 1$ , after which it falls off a cliff. This is shown in Fig. S4.

Note that it is possible to compute the probability current across the transition  $1 \rightarrow 2$ , which we also leave as an exercise to the reader:

$$k(p_1^* - p_2^*) = \frac{k\beta\Theta}{2n} \left( \frac{n-1}{n} \right). \quad (\text{S80})$$

The expressions (S14) and (S15) suggest which values of  $\Theta$  will cause the optimal solution to be in the LR regime. In this case, however, it is possible to work out the norm  $\|p^* - \pi\|$  exactly:

$$\|\Delta p^*\| = \frac{\beta\Theta}{4n^2} \left[ \sum_{x=2}^n (2x - n - 3)^2 + (n-1)^2 \right]^{1/2} = \frac{\beta\Theta}{4\sqrt{3}} \sqrt{\frac{n^2 - 1}{n^3}}$$

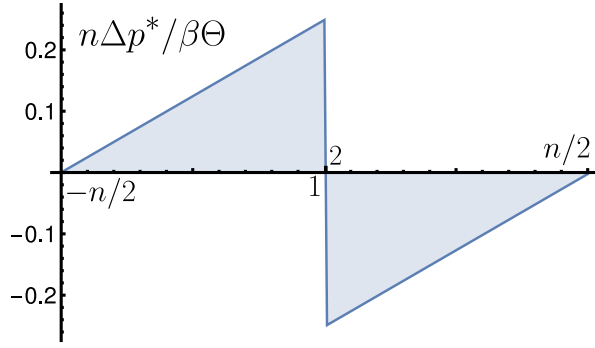


Figure S4. The optimal  $\Delta p^*$  (deviation of optimal distribution from the uniform baseline steady state) given (S79). The optimal distribution exhibits a clockwise cyclic current given by (S80). The magnitude of  $\Delta p^*$  decays as  $\sim n^{-1}$ , so larger rings will result in optimal distributions that are closer to the baseline steady state.

which implies that the LR regime is valid when

$$\|p^* - \pi\| \ll 1 \Leftrightarrow \Theta \ll \frac{4\sqrt{3}}{\beta} \sqrt{\frac{n^3}{n^2 - 1}} \quad (\text{S81})$$

In this case, the larger the number of states  $n$  in the ring, the wider the interval of  $\Theta$  values that will make the optimal solution fall into the LR regime, i.e. for large  $n$  we will obtain

$$\Theta \ll \frac{4\sqrt{3}}{\beta} \sqrt{n}.$$

### 3.2 Static environment: FE Regime

Consider the FE expressions (S32) with (S74). Notice that  $i^* = 1$ ,  $\Delta\psi_2^M = \psi_{i^*}^M - \psi_2^M = 2k\Theta$  and  $\Delta\psi_n^M = \psi_{i^*}^M - \psi_n^M = k\Theta$ , while  $R_{21} = R_{n1} = k$ ,  $R_{11} = -2k$  and  $R_{j1} = 0$  for all  $j \neq 2, n$ . Hence, for  $a > 1$ , we obtain

$$p_a^* = \frac{R_{a1}}{\beta\Delta\psi_a^M + R_{11}} = \begin{cases} \frac{1}{2(\beta\Theta - 1)} & a = 2 \\ \frac{1}{\beta\Theta - 2} & a = n \\ 0 & \text{otherwise} \end{cases} \quad (\text{S82})$$

$$p_1^* = 1 - \sum_{a=2}^n p_a^* = 1 - \frac{3\beta\Theta - 4}{2(\beta\Theta - 1)(\beta\Theta - 2)}.$$

The maximum power gain is given by Eq. (12),

$$\Delta\dot{W}_{\text{FE}}^* = \psi_1^M + \beta^{-1} \sum_{a=2}^n R_{a1} (\ln p_a^* - 1) \quad (\text{S83})$$

$$= k(\Theta - 2/\beta) - k\beta^{-1} \ln [2(\beta\Theta - 1)(\beta\Theta - 2)]. \quad (\text{S84})$$

Here we used the fact that, for this model,  $\langle \pi, \psi^M \rangle = 0$ .

### 3.3 Unicyclic model: Fluctuating environment

We now extend our analysis by considering a more elaborate model, illustrated in Fig. 1(b) in the main text. Here, the rate of work extraction can depend on the state of an explicitly modeled environment, requiring the use of techniques developed in Sec. 2. We will derive bounds on maximum power gain under the *Local control* assumption (see Sec. 2.1 a).

Suppose that the system  $X$  and environment  $Y$  both have  $n$  states, and they individually undergo transitions over a ring of  $n$  states. The baseline dynamics for system  $X$  is given by the unbiased random walk as in discussed in Sec. 3.2. The baseline dynamics over environment  $Y$  are given by a biased random walk parameterized as in (S85) (see below). Crucially, the work gained by the system  $X$  depends on the state of  $Y$ . Specifically,  $\Theta$  of work is delivered each time system  $X$  undergoes the transition  $X = y$  to  $X = y + 1$ , where  $y$  is the state of environment  $Y$ .

We parameterize the transition rates over  $Y$  in the following manner:

$$R_{y'y}^Y = \begin{cases} q & ; y' = y + 1 \bmod n \\ (1 + \epsilon)q & ; y' = y - 1 \bmod n \\ -(2 + \epsilon)q & ; y' = y \\ 0 & ; \text{otherwise} \end{cases}, \quad (\text{S85})$$

for asymmetry parameter  $\epsilon$ . When the states of  $Y$  are arranged as ring and numbered following the convention of a clock and  $\epsilon > 0$ , the state of the environment tends to cycle counterclockwise. It may be verified that the global dynamics are bipartite and independent, i.e.  $R = R^X \otimes I_Y + I_X \otimes R^Y$ , and  $R \in \mathbb{R}^{n^2 \times n^2}$  is an irreducible rate matrix. Thus, the *Independent agent-and-environment* assumption (S44) is satisfied, since there is no explicit dependence of  $x$  in the transitions of the  $Y$  partition,  $R^Y$ , and vice-versa.

Owing to the symmetry of the setup, the baseline steady-state distribution is uniform,  $\pi_{xy} = 1/n^2, \forall x, y$ . Moreover,  $\pi_{xy} = \pi_x \pi_y$  with  $\pi_x = \pi_y = 1/n$ , and therefore also  $p_y = 1/n$ .

### 3.4 LR regime

As discussed in Sec. 2.2 c, we consider the eigensystems of the matrices  $M^X$  and  $M^Y$ . In this example  $D = (1/n)I_{n^2}$ , and  $M = A = (R + R^T)/2$ . By symmetry  $R^X = (R^X)^T$ , while (for  $\epsilon \neq 1$ )  $R^Y \neq (R^Y)^T$ . Let us denote  $Q^Y := (R^Y + (R^Y)^T)/2$  such that  $M = R^X \otimes I_Y + I_X \otimes Q^Y$ . In matrix form:

$$Q^Y = \begin{pmatrix} -(2+\epsilon)q & (1+\frac{\epsilon}{2})q & 0 & \cdots & (1+\frac{\epsilon}{2})q \\ (1+\frac{\epsilon}{2})q & -(2+\epsilon)q & (1+\frac{\epsilon}{2})q & \cdots & 0 \\ 0 & (1+\frac{\epsilon}{2})q & -(2+\epsilon)q & \cdots & 0 \\ \vdots & \vdots & \vdots & \ddots & \vdots \\ (1+\frac{\epsilon}{2})q & 0 & 0 & \cdots & -(2+\epsilon)q \end{pmatrix}. \quad (\text{S86})$$

Next, consider the orthonormal eigensystems  $(\lambda_a^X, m_{(a)}^X)$  of  $R^X$  and  $(\lambda_b^Y, m_{(b)}^Y)$  of  $Q^Y$  with indexes  $a, b = 1, \dots, n$ . As shown above,  $\lambda_1^X = \lambda_1^Y = 0$ , which correspond to the steady states of  $X$  and  $Y$ , i.e.  $m_{(1)x}^X = \sqrt{\pi_x} = \sqrt{1/n} = \sqrt{\pi_y} = m_{(1)y}^Y$ . The eigensystem of  $M$  is given by  $\{\lambda_{ab} = \lambda_a^X + \lambda_b^Y, m_{(ab)} = m_{(a)}^X \otimes m_{(b)}^Y\}$ .

From the properties of circulant matrices [42],

$$\lambda_{ab} = -2k \left[ 1 - \cos \left( \frac{2\pi(a-1)}{n} \right) \right] - q(2+\epsilon) \left[ 1 - \cos \left( \frac{2\pi(b-1)}{n} \right) \right] \quad (\text{S87})$$

Note that, for odd  $n$  (odd  $n^2$ ), the eigenvalues are four times degenerate, since transformations like  $a \rightarrow n+2-a$  or  $b \rightarrow n+2-b$  yield the same eigenvalue of  $1 < a, b < (n+1)/2$ . For even  $n$  (even  $n^2$ ) there is a set of eigenvalues that are only twice degenerate, namely those indexed as  $\{a(n/2+1)\}$  with  $1 < a < n/2+1$ , and those indexed as  $\{(n/2+1)b\}$  with  $1 < b < n/2+1$ , plus a single non-degenerate eigenvalue at  $ab = (n/2+1)(n/2+1)$ .

The orthonormal eigenvector system is given by  $\{m_{(ab)} = m_{(a)} \otimes m_{(b)}\}$ , where  $m_{(c)} := n^{-1/2} (1, \omega_c, \omega_c^2, \dots, \omega_c^{n-1})$  and  $\omega_c := e^{i2\pi(c-1)/n}$  for  $c = a, b$ . Hence,

$$m_{(ab)} = \frac{1}{n} (1, \omega_a, \omega_a^2, \dots, \omega_a^{n-1}) \otimes (1, \omega_b, \omega_b^2, \dots, \omega_b^{n-1}), \quad (\text{S88})$$

which can be written in  $xy$  coordinates as

$$[m_{(ab)}]_{xy} = \frac{1}{n} \omega_a^{x-1} \omega_b^{y-1} = \frac{1}{n} e^{\frac{2\pi i}{n} [(a-1)(x-1) + (b-1)(y-1)]}. \quad (\text{S89})$$

In this case, it is convenient to work in the complex form for the eigenvector system.

We are now in a position to compute  $\Delta \dot{W}_{\text{LR}}^*$  and  $p^*$ . Recall the definition of  $v$  from (S5). By symmetry  $R^T \ln \pi = 0$  and, by assumption,  $q = s = 0$ . Hence,  $v = \frac{\beta}{2} Dd$ . The driving vector  $d \in \mathbb{R}^{n^2}$  is given by

$$d_{xy} = \begin{cases} k\Theta (\delta_{xy} - \delta_{(x+1)y}) & x = 1, \dots, n-1 \\ k\Theta (\delta_{xy} - \delta_{1y}) & x = n \end{cases}, \quad \forall y = 1, \dots, n. \quad (\text{S90})$$

Thus, the dot product

$$\langle v, m_{(ab)} \rangle = \frac{\beta k \Theta}{2n^2} \left[ \sum_{x \neq n, y} (\delta_{xy} - \delta_{(x+1)y}) \omega_a^{x-1} \omega_b^{y-1} + \sum_y (\delta_{ny} - \delta_{1y}) \omega_a^{n-1} \omega_b^{y-1} \right]$$



$$\begin{aligned}
&= \frac{\beta k \Theta}{2n^2} \left[ \sum_{x \neq n} (\omega_a^{x-1} \omega_b^{x-1} - \omega_a^{x-1} \omega_b^x) + \omega_a^{n-1} (\omega_b^{n-1} - 1) \right] \\
&= \frac{\beta k \Theta}{2n^2} \sum_x \omega_{a+b-1}^{x-1} (1 - \omega_b).
\end{aligned} \tag{S91}$$

Hence, the dot product squared can be written, with a bit of algebra, as

$$\begin{aligned}
|\langle v, m_{(ab)} \rangle|^2 &= \left( \frac{\beta k \Theta}{2n^2} \right)^2 |1 - \omega_b|^2 \left| \sum_x \omega_{a+b-1}^{x-1} \right|^2 \\
&= \left( \frac{\beta k \Theta}{2n} \right)^2 2 \left[ 1 - \cos \left( \frac{2\pi(b-1)}{n} \right) \right] \delta(a+b \bmod n, 2).
\end{aligned} \tag{S92}$$

Since we will sum  $1 < a \leq n$  and  $1 \leq b \leq n$ , then  $1 < a+b \leq 2n$  and hence  $a+b \bmod n \equiv 2$  iff  $b = n - a + 2$ .

Therefore,

$$\Delta \dot{W}_{\text{LR}}^* = \beta \left( \frac{k\Theta}{2n} \right)^2 \sum_{a>1} \frac{1 - \cos \left( \frac{2\pi(n-a+1)}{n} \right)}{k \left[ 1 - \cos \left( \frac{2\pi(a-1)}{n} \right) \right] + q \left( 1 + \frac{\epsilon}{2} \right) \left[ 1 - \cos \left( \frac{2\pi(n-a+1)}{n} \right) \right]}. \tag{S93}$$

Now observe that  $\cos \left( \frac{2\pi(n-a+1)}{n} \right) = \cos \left( \frac{2\pi(a-1)}{n} \right)$ , so the summation above reduces to

$$\Delta \dot{W}_{\text{LR}}^* = k\beta\Theta^2 \frac{(n-1)}{4n^2(1+\xi)}. \tag{S94}$$

where we used  $\xi := q \left( 1 + \frac{\epsilon}{2} \right) / k$  to simplify notation. This is our main result for the fluctuating environment model, which appears as Eq. (17) in the main text.

Some interesting limiting cases are

- $q \left( 1 + \frac{\epsilon}{2} \right) \ll k$ , where the agent's baseline dynamics is much faster than the environment's. Then,

$$\begin{aligned}
\Delta \dot{W}_{\text{LR}}^* &= k\beta\Theta^2 \frac{(n-1)}{4n^2} (1 - \xi + \mathcal{O}(\xi^2)) \\
&= \left[ k - q \left( 1 + \frac{\epsilon}{2} \right) \right] \beta\Theta^2 \frac{(n-1)}{4n^2} (1 + \mathcal{O}(\xi^2)),
\end{aligned} \tag{S95}$$

which coincides with (S76) if  $q \rightarrow 0$ .

- $q \left( 1 + \frac{\epsilon}{2} \right) \gg k$  where the environment's baseline dynamics is much faster than the agent's. Then,

$$\Delta \dot{W}_{\text{LR}}^* \approx \beta\Theta^2 \frac{k}{\xi} \frac{(n-1)}{4n^2} = \beta\Theta^2 \frac{k^2}{(1+\frac{\epsilon}{2})} \frac{(n-1)}{4n^2}. \tag{S96}$$

These limiting cases are closely related to our results in Sec. 1.1. Essentially, if one of the two timescales (either the agent's or the environment's) is much faster than the other, then the system is equivalent to the static ring with  $n$  states. Within the LR regime, the approximated solution of  $\Delta p^*$  can also be found using (S59) as

$$\Delta p_{xy}^* = \frac{\beta\Theta}{4n^3} \sum_{a>1} \frac{(1 - \omega_a^{-1}) \omega_a^{x-y}}{(1+\xi) \left[ 1 - \cos \left( \frac{2\pi(a-1)}{n} \right) \right]}, \tag{S97}$$

with  $\omega_a := e^{i2\pi(a-1)/n}$ . Similarly to Section 3.2, the solution can be computed exactly to give:

$$\Delta p_{xy}^* = \frac{\beta\Theta}{4n^3(1+\xi)} \begin{cases} 2(x-y) - (n+1) & \text{for } x-y = 1, \dots, n-1 \\ (n-1) & \text{for } x=y \end{cases}, \quad (\text{S98})$$

The proof of (S98), which is left as an exercise to the reader, follows the same logic as the derivation of (S79). Plotting  $\Delta p_{xy_0}^*$  for some fixed value of  $y_0$  yields a graph equivalent to Fig. S4 after transforming  $\Theta \rightarrow \Theta/(1+\xi)$  and adding the respective  $n$  factors. Here, the sharp probability deviation drop occurs at  $x = x_y^* = y_0 \rightarrow y_0 + 1$ .

### 3.5 Fluctuating environment: FE regime

We now consider the FE regime in the fluctuating environment. We first compute the Macroscopic Regime approximation (S63),

$$\Delta \dot{W}_M^* = \sum_y \frac{\psi_{x_y^* y}^M}{n} - \langle \pi, \psi^M \rangle = k\Theta, \quad (\text{S99})$$

where we used  $\pi_y = 1/n$ , the expression (S90) for  $d$ , and the fact that  $x_y^* = y$ . We also used that  $\langle \pi, \psi^M \rangle = 0$ , which is easy to show given the symmetries of (S90). Then, using all of the above, plus the definition of the effective transition rates  $\mathcal{R}_{xy}$  in (S65),

$$\begin{aligned} \mathcal{R}_{xy} &= \frac{1}{n} \sum_{y'} R_{(x,y)(x_y^*=y',y')} = \frac{1}{n} \sum_{y'} (\delta_{yy'} R_{x'y'}^X + \delta_{xy'} R_{y'y}^Y) = \frac{1}{n} (R_{xy}^X + R_{yx}^Y) \\ &= \begin{cases} (k+q)/n & y = x+1 \bmod n \\ -[2k+(2+\epsilon)q]/n & x=y \\ [k+(1+\epsilon)q]/n & x=y+1 \bmod n \\ 0 & \text{otherwise} \end{cases}. \end{aligned} \quad (\text{S100})$$

At this point, we apply (S69) to obtain:

$$p_{x \neq x_y^* | y}^* = \begin{cases} \frac{k+q}{k\beta\Theta - 2k - (2+\epsilon)q} & y = x+1 \bmod n \\ \frac{k+(1+\epsilon)q}{2k\beta\Theta - 2k - (2+\epsilon)q} & x = y+1 \bmod n \\ 0 & \text{otherwise} \end{cases}. \quad (\text{S101})$$

while, for  $x = x_y^* = y$ ,

$$p_{x=y|y}^* = 1 - \sum_{x \neq y} p_{x|y}^* = 1 - \frac{k+q}{k\beta\Theta - 2k - (2+\epsilon)q} - \frac{k+(1+\epsilon)q}{2k\beta\Theta - 2k - (2+\epsilon)q}. \quad (\text{S102})$$

Joint distributions are simply obtained by  $p_{xy}^* = p_y^* p_{x|y}^* = \pi_y p_{x|y}^* = p_{x|y}^*/n$ . On the other hand, to solve for the maximum power gain in the FE regime, we use (S70) to obtain:

$$\begin{aligned} \Delta \dot{W}_{\text{FE}}^* &= \Delta \dot{W}_{\text{M}}^* + \sum_{\substack{y \\ x=y+1 \bmod n}} \mathcal{R}_{xy} \left( \ln p_{x|y}^* - 1 \right) + \sum_{\substack{x \\ y=x+1 \bmod n}} \mathcal{R}_{xy} \left( \ln p_{x|y}^* - 1 \right) \\ &= \Delta \dot{W}_{\text{M}}^* + n \mathcal{R}_{(y+1)y} \left( \ln p_{x=y+1|y}^* - 1 \right) + n \mathcal{R}_{(y-1)y} \left( \ln p_{x=y-1|y}^* - 1 \right). \end{aligned} \quad (\text{S103})$$

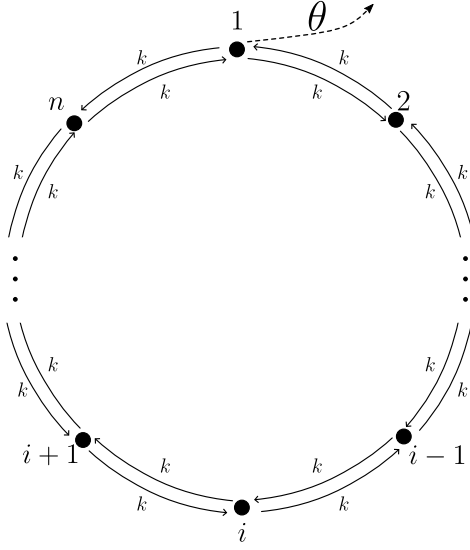


Figure S5. We consider a unicyclic system with transitions across the  $n$  states with symmetric back-and-forth rates  $k$ . A single state, labelled by  $i = 1$ , leads to a flux of work input with power  $\theta$ .

#### 4. Alternative unicyclic model

In this section, we consider an alternative unicyclic model (see Fig. S5), different from the one studied in Sec. 3. We restrict our analysis to the case of a static environment, using techniques developed in Sec. 1.

In this model, the baseline dynamics are once again unicyclic with symmetric rates, as in Sec. 3.2. However, the transmission of work to the system from the environment operates differently. In this model, power transfer is not coupled to transitions. Instead, a single state leads to an internal flux of work from the environment; without loss of generality, we choose this state to be  $i = 1$ . In other words, the symmetry of the ring is broken by the presence of a highly energetic state ( $i = 1$ ), however there is no preferential direction for the probability current. The power output when the system is in state 1 is given by the parameter  $\theta$ , which carries the same units as  $\dot{W}$ . The baseline steady state is uniform,  $\pi_i = 1/n$ . We assume that  $q = 0$  and  $s = 0$ , so the payoff vector is given by

$$\psi^{\text{LR}} = \psi^{\text{M}} = (\theta, 0, \dots, 0). \quad (\text{S104})$$

This section provides another illustration of how our theoretical framework unfolds in different scenarios. Note that this model is not discussed in the main text, and only appears here in the SM. Below we consider both the LR and FE regimes.

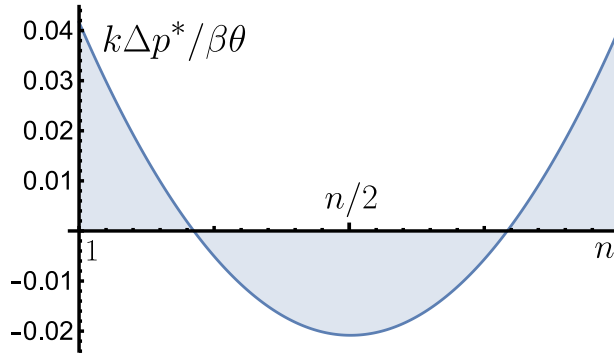


Figure S6. The optimal  $\Delta p^*$  (the deviation of the optimal distribution from the uniform baseline steady state) from (S108). Note that there optimal distribution does not lead to a cyclic current.

#### 4.1 Static environment: LR Regime

Using the eigensystem discussed in discussed in Sec. 3.1, the expression for LR maximum power gain is Let us begin by computing the expression for maximum power gain in the LR regime, recall,

$$\Delta \dot{W}_{\text{LR}}^* = \beta \sum_{a=2}^n \frac{\Omega_a^2}{-\lambda_a}, \quad (\text{S105})$$

with  $\Omega_a = \langle v, m_{(a)} \rangle$ , where the vectors  $m_{(a)}$  correspond to the eigensystem discussed in discussed in Sec. 3.1, i.e. in (S73). On the other hand, here  $v = \frac{\beta\theta}{2\sqrt{n}}(1, 0, \dots, 0)$ . The latter is obtained by construction using (S4) and (S5). Thus,

$$\Omega_a = \frac{\theta}{2n}.$$

For large even  $n$ , it is possible to show that [44]

$$\sum_{a=2}^{n/2} \frac{1}{1 - \cos\left(\frac{2\pi(a-1)}{n}\right)} \simeq \frac{n^2}{12} + \mathcal{O}(1), \quad (\text{S106})$$

which allows us to write

$$\Delta \dot{W}_{\text{LR}}^* \simeq \frac{\beta}{12k} \left(\frac{\theta}{2}\right)^2. \quad (\text{S107})$$

If we wanted to approximate the result above for a large odd  $n$ , we would need to add a term proportional to  $1/4n^2$ , which is of second order, hence the leading order is still captured by expression (S107).

We can also study the optimal distribution using (S13),

$$\Delta p^* = \beta \sum_{a=2}^n \frac{\Omega_a^\dagger D m_{(a)}}{-\lambda_a} = \frac{\beta\theta}{4kn^2} \sum_{a=2}^n \frac{u_{(a)}}{1 - \cos\left(\frac{2\pi(a-1)}{n}\right)} \quad (\text{S108})$$

with  $u_{(a)} := (1, w_a, w_a^2, \dots, w_a^{n-1})$ . This is computed numerically and its behavior is shown in Fig. S4(b). We leave this computation as an exercise to the reader.

Expression (S15) suggests sufficiency conditions for when the optimum will be in the LR regime. Note that, in this case,  $\max_{a>1} \Omega_a = \theta/2n$  while

$$\min_{a>1} -\lambda_a = 4k \min_{a>1} \sin^2 \left( \frac{\pi(a-1)}{n} \right) = 4k \sin^2 \left( \frac{\pi}{n} \right).$$

Then, using  $\|D\| = 1/\sqrt{n}$ , condition (S15) will read as:

$$\frac{\theta}{2n} \ll \frac{4k\sqrt{n}}{\beta(n-1)} \sin^2 \left( \frac{\pi}{n} \right) \Leftrightarrow \theta \ll \frac{8\sqrt{n}k}{\beta} \left( \frac{n}{n-1} \right) \sin^2 \left( \frac{\pi}{n} \right). \quad (\text{S109})$$

For sufficiently large  $n$ , we can approximate  $\sin^2(\frac{\pi}{n}) \approx (\frac{\pi}{n})^2$ , so the LR regime is valid when

$$\theta \ll \frac{8\pi^2 k}{n^{3/2} \beta}. \quad (\text{S110})$$

Expression (S15), however, is not necessarily a tight bound. That is, the result here obtained is a sufficient condition for the LR regime to be valid, but not always a necessary one.

#### 4.1 FE Regime

We now analyze the FE regime of model shown in Fig. S5(b). Following a similar procedure as above, we have  $i^* = 1$ ,  $\Delta\psi_2^M = \Delta\psi_n^M = \theta$ ,  $R_{21} = R_{n1} = k$ ,  $R_{11} = -2k$  and  $R_{j1} = 0$  for all  $j \neq 2, n$ . Thus, for  $a > 1$ , we obtain:

$$\begin{aligned} p_a &= \frac{R_{a1}}{\Delta\psi_a^M + R_{11}} = \frac{1}{\beta\theta/k - 2} (\delta_{2a} + \delta_{na}) \\ p_1^* &= 1 - \sum_{a=2}^n p_a^* = \frac{\beta\theta/2k - 2}{\beta\theta/2k - 1}. \end{aligned} \quad (\text{S111})$$

Note that, for this example,  $\langle \pi, \psi^M \rangle = \theta/n$ . Therefore,

$$\begin{aligned} \Delta\dot{W}_{\text{FE}}^* &= \psi_1^M - \langle \pi, \psi^M \rangle + \beta^{-1} \sum_{a=2}^n R_{a1} (\ln p_a^* - 1) \\ &= \theta \left( \frac{n-1}{n} \right) - 2k\beta^{-1} [1 + \ln(\beta\theta k^{-1} - 2)]. \end{aligned} \quad (\text{S112})$$

## 5. Glucose Transporter

We illustrate our approach on a biologically-inspired example of a membrane-bound transporter. Although this example is highly idealized and simplified, its goal is to show in general terms how our methods can be used to study biological questions.

We consider a system  $X$  and environment  $Y$ , where  $X$  is a membrane-bound transporter protein (e.g., in an *E. coli*) and  $Y$  indicates the absence/presence of extracellular glucose. Specifically,  $X$  is the coarse-grained state of  $n_{AA}$  amino acids that make up a transporter protein. We use an order-of-magnitude estimate of  $n_{AA} = 500$  [45].  $X$  can be in one of two macrostates:  $x = 0$  when the amino acids are free-floating and in equilibrium in the intracellular medium, and  $x = 1$  when the amino acids are polymerized into a protein. The unpolymerized state has a much larger equilibrium entropy, due to the sequence and spatial degrees of freedom of the free-floating amino acids. For each free-floating amino acid, the entropy increase due to sequence freedom is  $\approx \ln 20$  while the entropy increase due to spatial freedom can be roughly approximated as  $\approx 20$  nats, as the log ratio of the volume of an *E. coli*,  $\approx 10^{-18} \text{m}^3$ , and a protein,  $\approx 10^{-27} \text{m}^3$  [46, 47]. Combining gives internal entropy of  $s_{xy} = \delta_{x,0} n_{AA} (\ln 20 + 20)$  [7]. The environment  $Y$  can also be in one of two states:  $y = 0$  when there is no glucose in the environment, and  $y = 1$  when there is glucose. When both glucose and transporter are present,  $x = 1$  and  $y = 1$ , transport takes place at an uptake rate  $\gamma$  glucose/sec. This is represented by a power output/input observables  $w_{xy} = d_{xy} = \delta_{x,1} \delta_{y,1} \gamma \eta$ , where  $\eta$  is joules of energy acquired for each glucose molecule. We suppose that the cell is growing in anaerobic conditions and metabolizing 2 ATP per glucose via fermentation, so  $\eta = 2 \times 20 k_B T$  ( $k_B T \equiv 1/\beta$  is taken to be room temperature). We use a typical value of  $n_{AA} = 500$  amino acids per transporter.

The baseline processes include two types of transitions. First,  $X$  spontaneously transitions from the polymerized to the unpolymerized macrostate due to degradation and dilution,  $R_{(0,y)(1,y)} = k_d$  (we assume that this transition is effectively irreversible). We choose  $k_d = 1/1200$  to represent dilution when the cell is growing at a doubling time of 20 minutes. Second, the presence of glucose in the environment randomly fluctuates,  $R_{(x,1)(x,0)} = R_{(x,0)(x,1)} = k_f$ . We take  $k_f = k_d$ , so that the extracellular concentration fluctuates once per cell lifetime. One can verify that  $\pi_x = \delta_{x,0}$  in the baseline steady state due to the irreversible degradation transition, thus power output vanishes in the baseline steady state.

The control process involves the synthesis of transporters, which is regulated by the presence of extracellular glucose,  $R_{(1,1)(0,1)} = k_s$  (we assume this reaction is effectively irreversible). This synthesis releases  $\approx n_{AA} 80 kT$  of heat, due to the hydrolysis of 4 ATP molecules per amino acid and  $20 kT$  of heat per ATP. We set  $k_s = 1/10$  representing  $\approx 10$  s timescale necessary for transcribing and translating a protein [48]. For simplicity, we ignore

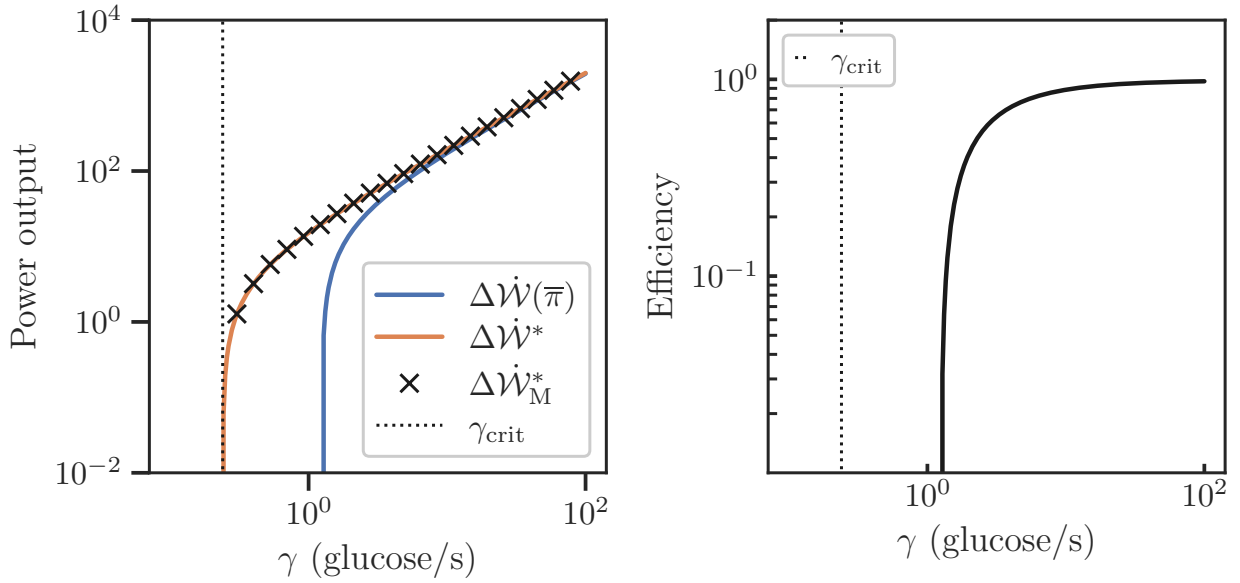


Figure S7. Model of transport of glucose. Left: In blue, the controlled output power difference for real parameter values in blue; in orange, the maximum power increase obtained from numerical optimization (S61) and, in black crosses, the Macroscopic Regime value (see Section 2.3). Inset shows the efficiency of the process the the same values of  $\gamma$ . Right: Shows the efficiency of the system measured against the maximum power increase,  $\Delta\dot{W}(\bar{\pi})/\Delta\dot{W}^*$  as a function of  $\gamma$ .

other thermodynamic costs, such as those associated with active transport, regulation, transcription, etc.

In Fig. S7, we show results as a function of the uptake rate parameter  $\gamma$  (glucose/sec), whose changes can reflect varying concentration of glucose in macrostate  $Y = 1$  as well as different levels of transporter efficiency. We explore a range from  $\gamma = 0$  to the physiologically maximal  $\gamma = 100$  [48]. The left plot shows the power increase achieved by the actual control processes,  $\Delta\dot{W}(\bar{\pi})$ . It also shows the optimal power increase  $\Delta\dot{W}^*$  as determined by numerical optimization (S61), assuming the locality constraint that control processes cannot directly modify the state of  $Y$  (as in (S61)). We also plot the “best response” Macroscopic Regime prediction (see Section 2.3). There is a critical level of uptake,

$$\gamma_{\text{crit}} = k_d n_{AA} (\ln 20 + 20) / \eta \beta \approx 0.24, \quad (\text{S113})$$

for which benefit of the transporter outweighs its minimal cost.

In this model, the free energy scales are such that the nonlinear term can be ignored in our optimization problem, and the optimal distribution is close to the “best response” Macroscopic Regime distribution described in Section 2.3, where  $x = y$  if  $\gamma > \gamma_{\text{crit}}$  and  $x = 0$  otherwise. Thus, the Macroscopic Regime prediction,  $\Delta\dot{W}_M^* = \frac{\eta}{2} \max(\gamma - \gamma_{\text{crit}}, 0)$ , is highly accurate. The inset on the left shows the efficiency calculated as  $\Delta\dot{W}(\bar{\pi})/\Delta\dot{W}^*$ . Efficiency is low at low uptake rates, due to the inefficiency of translation, but quickly increases to  $\approx 1$  as  $\gamma$  grows.



We may also consider accuracy of the Macroscopic approximation by evaluating the parameter  $\alpha$ , as defined in (S19). For simplicity, consider the limit where the environment changes very fast,  $k_f \rightarrow \infty$ . In this case, the model is reduced to a two-state system representing the cell only ( $X \in \{0, 1\}$ ), which is faced with a random environment where glucose is present half the time. The numerator of (S19) (maximum escape rate) is  $k_d = 1/1200$ , while the denominator (macroscopic power increase in units of entropy) is  $\beta\Delta\dot{W}_M^* = \beta\psi_{i^*} = \gamma 40/2 - 500(\ln 20 + 20)/1200$  (the factor of  $1/2$  enters because the glucose is only present half the time). At a realistic uptake value of  $\gamma \approx 10$  glucose/sec,  $\Delta\dot{W}_M^* \approx \gamma 40/2 = 200$  and  $\alpha = (1/1200)/200 \approx 4 \times 10^{-6}$ , as mentioned in the main text.

## 6. Quadratic optimization theorem

In this section, we provide a useful theorem for solving the quadratic optimization problems that occurs in our analysis of the linear response (LR) regime. It uses standard techniques from linear algebra.

**Theorem 1.** *Consider the maximization problem*

$$V = \max_{z \in \mathbb{R}^n : u^T z = 0, Gz = 0} z^T M z + 2z^T v, \quad (\text{S114})$$

where  $M \in \mathbb{R}^{n \times n}$  is a negative semidefinite matrix with a single null eigenvector  $u \in \mathbb{R}^n$ , the matrix  $G \in \mathbb{R}^{n \times k}$  encodes some set of  $k$  constraints, and  $v \in \mathbb{R}^n$  is any vector. For convenience, define

$$\Pi := I - \begin{bmatrix} G \\ u^T \end{bmatrix}^+ \begin{bmatrix} G \\ u^T \end{bmatrix} \quad \Lambda := \left[ I - \left( (-M)^{1/2} \Pi \right)^+ (-M)^{1/2} \right] M^+. \quad (\text{S115})$$

The solution is given by:

$$\text{in the general case: } V = -v^T M^+ v + v^T \Lambda M \Lambda v \quad z^* = (\Lambda - M^+) v \quad (\text{S116})$$

$$\text{if } \Pi \text{ and } M \text{ commute: } V = -v^T \Pi M^+ \Pi v \quad z^* = -M^+ \Pi v \quad (\text{S117})$$

$$\text{if } G = 0: V = -v^T M^+ v \quad z^* = -M^+ v \quad (\text{S118})$$

*Proof.* We first consider the most general case, (S116). Define the block matrix  $H := \begin{bmatrix} G \\ u^T \end{bmatrix}$ , so that  $\Pi = I - H^+ H$  is the orthogonal projector onto the kernel of  $H$ . Note that for any vector  $z$ , the vector  $\Pi z$  satisfies the constraints in (S114),  $G\Pi z = 0$  and  $u^T \Pi z = 0$ , so for any allowed  $z$  we can assume  $z = \Pi z$ . We then eliminate the constraints in our optimization problem by replacing  $z$  by  $\Pi z$  in the objective,

$$V = \max_z z^T \Pi M \Pi z + 2(\Pi z)^T v. \quad (\text{S119})$$

Next, recall that  $M$  is a symmetric matrix with a single null eigenvector  $u$ . The orthogonal projector onto the range of  $M$  is

$$M M^+ = I - u u^T. \quad (\text{S120})$$

The range of  $M$  includes the kernel of  $H$ , which means

$$M M^+ \Pi = \Pi - u u^T (I - H^+ H) = \Pi, \quad (\text{S121})$$

as follows from  $u u^T H^+ H = u([0 \ 1] H) H^+ H = u[0 \ 1] H = u u^T$ . Using  $M M^+ \Pi = \Pi$  from (S121), rewrite the objective in (S119) as

$$z^T \Pi M \Pi z + 2(\Pi z)^T v = z^T \Pi M \Pi z + 2z^T \Pi M M^+ v$$

$$\begin{aligned}
&= (\Pi z + M^+ v)^T M (\Pi z + M^+ v) - v^T M^+ v \\
&= -(\Pi z - \bar{M}^+ v)^T \bar{M} (\Pi z - \bar{M}^+ v) - v^T M^+ v \\
&= -v^T M^+ v - \left\| \bar{M}^{1/2} \Pi z - \bar{M}^{1/2} \bar{M}^+ v \right\|^2.
\end{aligned} \tag{S122}$$

where for convenience we defined the positive semidefinite matrix  $\bar{M} = -M$ . Note that for any  $A, x, y$ ,

$$\begin{aligned}
\|Ax - y\|^2 &= \|AA^+ y - y + Ax - AA^+ y\|^2 \\
&= \|(AA^+ - I)y\|^2 + \|A(x - A^+ y)\|^2 \geq \|(AA^+ - I)y\|^2,
\end{aligned} \tag{S123}$$

where in the first line we added and subtracted  $AA^+ y$ , and in the second line used the orthogonality  $(AA^+ - I)A = 0$ . This lower bound is achieved by any vector of the form,

$$x^* = A^+ y + (I - A^+ A)g \quad g \in \mathbb{R}^n. \tag{S124}$$

Plugging (S123) into (S122) gives

$$\begin{aligned}
\left\| \bar{M}^{1/2} \Pi z - \bar{M}^{1/2} \bar{M}^+ v \right\|^2 &\geq \left\| [\bar{M}^{1/2} \Pi (\bar{M}^{1/2} \Pi)^+ - I] \bar{M}^{1/2} \bar{M}^+ v \right\|^2 \\
&= \left\| \bar{M}^{1/2} [(\bar{M}^{1/2} \Pi)^+ \bar{M}^{1/2} - I] \bar{M}^+ v \right\|^2 \\
&= \left\| \bar{M}^{1/2} [I - (\bar{M}^{1/2} \Pi)^+ \bar{M}^{1/2}] \bar{M}^+ v \right\|^2
\end{aligned} \tag{S125}$$

$$= v^T \Lambda \bar{M} \Lambda v = -v^T \Lambda M \Lambda v, \tag{S126}$$

where  $\Lambda$  is defined as in (S115). In the second line, we simplified slightly by using that

$$\Pi(A\Pi)^+ = (A\Pi)^+ \tag{S127}$$

for any  $A$  whenever  $\Pi$  is an orthogonal projector (see Appendix A in [41]).

The value of  $V$  in (S116) follows by combining (S119), (S122), and (S126). To find  $z^*$ , using (S124) we know that the minimum is achieved by

$$z^* = (\bar{M}^{1/2} \Pi)^+ \bar{M}^{1/2} \bar{M}^+ v + (I - (\bar{M}^{1/2} \Pi)^+ \bar{M}^{1/2} \Pi)g. \tag{S128}$$

Recall, however, that any allowed  $z$  in the original problem (S114) satisfies  $z = \Pi z$ . Multiplying both sides of (S128) by  $\Pi$  gives

$$\begin{aligned}
z^* &= \Pi(\bar{M}^{1/2} \Pi)^+ \bar{M}^{1/2} \bar{M}^+ v + \Pi(I - (\bar{M}^{1/2} \Pi)^+ \bar{M}^{1/2} \Pi)g \\
&= (\bar{M}^{1/2} \Pi)^+ \bar{M}^{1/2} \bar{M}^+ v
\end{aligned}$$

$$\equiv -((-M)^{1/2}\Pi)^+(-M)^{1/2}M^+v.$$

In the second line, we used (S127) in the first term, and cancelled the second term by using that  $\Pi = (\bar{M}^{1/2})^+\bar{M}^{1/2}\Pi$  and a bit of rearranging.

Next, we consider the special case (S117). Note that if  $\Pi$  commutes with  $M$ , then

$$(\bar{M}^{1/2}\Pi)^+\bar{M}^{1/2} = \Pi(\bar{M}^{1/2})^+\bar{M}^{1/2} = \Pi\bar{M}^+\bar{M} = \bar{M}\bar{M}^+\Pi = \Pi,$$

where we used (S121). Plugging into (S115) gives  $\Lambda = (I - \Pi)M^+$ , and plugging into (S116) gives  $z^* = -\Pi M^+v$ , as in (S117). We also have

$$\begin{aligned}\Lambda M \Lambda &= (I - \Pi)M^+ M M^+ (I - \Pi) \\ &= (I - \Pi)M^+ (I - \Pi) \\ &= M^+ - 2M^+\Pi + \Pi M^+\Pi \\ &= M^+ - \Pi M^+\Pi,\end{aligned}$$

where we used that  $\Pi M^+\Pi = M^+\Pi\Pi = M^+\Pi$ . Plugging into (S116) and rearranging gives  $V = -v^T \Pi M^+ \Pi v$ , as in (S117).

Finally, we consider the special case (S118) where  $G = 0$ . Then it can be verified from (S115) and (S120) that  $\Pi = M M^+$ . Plugging into (S117) and simplifying gives (S118).  $\square$