

A THREE-REGIME THEOREM FOR FLOW-FIRING

SARAH BRAUNER, GALEN DORPALEN-BARRY, SELVI KARA, CAROLINE KLIVANS, LISA SCHNEIDER

ABSTRACT. Graphical chip-firing is a discrete dynamical system where chips are placed on the vertices of a graph and exchanged via simple firing moves. Recent work has sought to generalize chip-firing on graphs to higher dimensions, wherein graphs are replaced by cellular complexes and chip firing becomes flow-rerouting along the faces of the complex. Given such a system, it is natural to ask (1) whether this firing process terminates and (2) if it terminates uniquely (e.g. is confluent). In the graphical case, these questions were definitively answered by Björner–Lovasz–Shor, who developed three regimes which completely determine if a given system will terminate. Building on the work of Duval–Klivans–Martin and Felzenszwalb–Klivans, we answer these questions in a context called flow-firing, where the cellular complexes are 2-dimensional.

1. INTRODUCTION

This paper concerns **flow-firing**, a higher-dimensional analogue of chip-firing. In classical chip-firing chips are placed on the vertices of a graph and move to other vertices via local moves dictated by the graph Laplacian [9]. Flow-firing is a discrete model for cell complexes, where flow along one-dimensional edges is diverted over two-dimensional faces as dictated by the combinatorial Laplacian. Higher dimensional chip-firing was introduced in [2] where the focus was on algebraic considerations. The study of the dynamical properties of flow-firing was initiated in [3], and is continued here. Consider the following two questions concerning the fundamental behavior of termination and confluence for flow-firing:

- For which initial configurations does the flow-firing process terminate?
- For which initial configurations does the flow-firing process terminate uniquely?

In the classical case of chip-firing on a graph the answer to the first question is provided by a theorem of Björner, Lovasz and Shor [1]. Their result identifies three regimes for chip-firing behavior. Informally, the theorem states that: (1) If the number of chips is small enough then the process always terminates; (2) If the number of chips is large enough then the process never terminates; and (3) If the number of chips is in a middle range, then one can always find a configuration which terminates and one that does not, see Theorem 2.5 for a precise statement.

In the graphical case, if a configuration terminates it always does so uniquely, rendering the second question unnecessary. In flow-firing, however, not all initial configurations terminate uniquely. A setting that terminates uniquely was identified in [3]. Building from that work, our main result is a generalization of the Three-Regime Theorem for uniqueness of termination for flow-firing.

Denote by $K(n, r)$ the initial configuration known as the *pulse* of height n and radius r (see Section 2).

Theorem 1.1 (Three-Regime Theorem for Flow-Firing). *Let $r, n \in \mathbb{Z}_{\geq 0}$.*

- (1) *If $r \leq 1$, then firing from $K(n, r)$ terminates uniquely in the Aztec diamond.*
- (2) *If $2 \leq r \leq \lceil \frac{n}{2} \rceil$, then firing from $K(n, r)$ does not terminate uniquely, but can terminate in the Aztec diamond.*
- (3) *If $r > \lceil \frac{n}{2} \rceil$, then $K(n, r)$ does not terminate uniquely. Moreover, if $r \geq \lceil \frac{n}{\sqrt{3}} \rceil + 1$, then firing from $K(n, r)$ will never terminate in the Aztec diamond.*

Questions of termination and uniqueness have also been considered in other variations of chip-firing. Two notable examples are labeled chip-firing [6, 7, 8] and root-system chip-firing [4, 5] where the emphasis is on local versus global confluence properties. We prove confluence for subsystems of flow-firing including certain path firings (Corollary 3.5).

The remainder of the paper proceeds as follows. Section 2 gives background on flow-firing. We introduce the notion of firing along a path and study its behavior in Section 3. In Sections 4, 5 and 6 we prove Theorem 1.1, addressing each of the three regimes in turn. We then conclude in Section 6.3 by discussing challenges to improving the bounds of Theorem 1.1.

Acknowledgements. This project was initiated as part of the ICERM Research Community in Algebraic Combinatorics in 2021/2022. We are thankful both to ICERM and the organizers (Pamela E. Harris, Susanna Fishel, Rosa Orellana, and Stephanie van Willigenburg) for their generous support. The first author was supported by an NSF Graduate Research Fellowship.

2. BACKGROUND

Following [3], we consider flow-firing on the two dimensional grid complex. A **flow configuration** is an assignment of integer values to the edges of the complex. Visually, we depict flow as oriented, with positive values oriented to the right and up, and negative values oriented to the left and down. For example, the flow configuration on the left in Figure 1 has flow value zero on all edges except the center edge which has a value of 2 depicted as a downward facing arrow and labeled with the magnitude 2.

The **degree** of an edge is the number of two dimensional faces in which it is contained. An edge can **fire** if it has at least as many units of flow as its degree. In firing an edge, one unit of flow is diverted around each of the two dimensional cells containing it; an example is shown in Figure 1. In our visualizations, an edge with 1 unit of flow will have a directed arrow but we suppress the number 1.

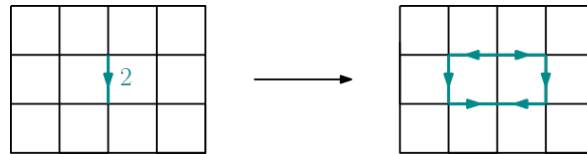


FIGURE 1. An example of flow-firing on the grid

The flow-firing process starts with a fixed initial flow configuration. From all edges that can fire, one is selected and fired. This continues until no firing moves are possible or continues forever. A flow configuration is **stable** if no flow-firing moves are possible. Otherwise, a flow configuration is called an **intermediate configuration**. From a fixed initial configuration, we are interested in whether a stable configuration can be reached or not, and whether that stable configuration is unique.

A flow configuration is **conservative** if for each vertex v , the flow into v is equal to the flow out of v . Conservative flows are of particular interest because of the following.

Theorem 2.1 ([3, Proposition 2, Theorem 4]). *Let K be a flow configuration.*

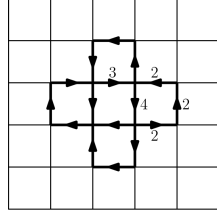
- *If there is a vertex v with*

$$|\text{inflow}(v) - \text{outflow}(v)| > 4,$$

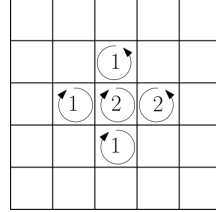
then flow-firing never terminates.

- *If K is conservative, then flow-firing terminates after a finite number of steps.*

Moreover, conservative flow configurations are induced by **face representations**. A face representation of a flow configuration is an assignment of integer values to the 2-cells of the complex. Visually, we depict flow as oriented, with positive values oriented clockwise and negative values oriented counter-clockwise, see below.



(A) Edge representation



(B) Face representation

Henceforth, we assume our configurations are conservative and can therefore be analyzed using the face representation. Given such a configuration K , we denote the weight of a face f by K_f . The **support** of a face configuration is the set of faces f whose weights are nonzero. In the grid, the distance between faces f and g , written $\text{dist}(f, g)$ is the *Manhattan distance*. For instance, $\text{dist}(f, f) = 0$, and if f and g are neighbors, i.e. share an edge, then $\text{dist}(f, g) = 1$.

The flow-firing rules described earlier can be translated to firing rules on faces. Let K be a configuration and suppose f, g are faces of the grid with weights w_f and w_g respectively. If $w_f \geq w_g + 2$, then a **face fire** of f towards g results in a new configuration K' with weights $w'_f = w_f - 1$ and $w'_g = w_g + 1$.

Example 2.2. Below are three face configurations. The second picture (b) is obtained from the first picture (a) by firing the face with weight 2 to the right. The last picture (c) is obtained from (a) by firing the face with weight 3 to the left.

	3	
1	2	

(a)

	3	
1	1	1

(b)

1	2	
1	2	

(c)

We consider a modification of face-firing called **face-firing with a marked face**. Fix a marked face f_0 and an integer n , the weight of f_0 . The marked face acts simultaneously as a source and a sink, while eschewing some of the properties of both. We use the usual face-firing rules away from f_0 , but adapt the rules when firing into or out of f_0 in the following way: if f is adjacent to f_0 and has weight $K_f < n$, we can fire from f_0 to f . If on the other hand $K_f > n$, we can fire from f to f_0 . If $K_f = n$, then we cannot fire between f_0 and f . Notably, for any configuration K , the value K_{f_0} never changes as a result of firing. Example 2.3 illustrates face firing moves with a distinguished face.

Example 2.3. Below are three configurations on the grid complex with a marked face (shaded). To obtain the second configuration (b) from the first configuration (a), we fire the marked face to the left. This firing is only allowed because we are firing the marked face. In the second picture (b), the values of the two faces involved are the same, so we cannot fire the marked face to the left. The third picture (c) is obtained from the second configuration (b) by firing the top middle box to the right.

	3	
1	2	

(a)

	3	
2	2	

(b)

	2	1
1	2	

(c)

The **(total) weight** of a configuration \mathbf{K} is the sum of the non-zero face weights in \mathbf{K} :

$$\text{weight}(\mathbf{K}) := \sum_f \mathbf{K}_f$$

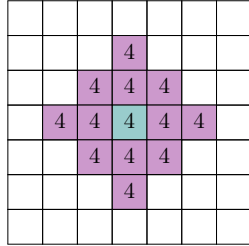
and the **support radius** of \mathbf{K} is $\text{len}(\mathbf{K}) := \max\{\text{dist}(f, f_0) : \mathbf{K}_f \neq 0\}$.

There are two configurations that will play a significant role in our analysis. The first configuration is the **Aztec diamond**, which is the configuration whose faces f have the following weights

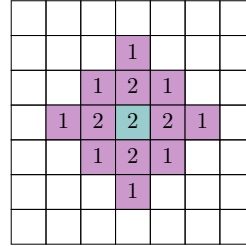
$$\text{Az}(n)_f := \max\{n - \text{dist}(f_0, f) + 1, 0\} \quad \text{for all faces } f \neq f_0,$$

and $\text{Az}(n)_{f_0} = n$.

The second configuration is the **pulse of height n and radius r** , which we denote by $\mathbf{K}(n, r)$. In the edge representation, $\mathbf{K}(n, r)$ can be described as a simple closed curve of radius r around f_0 , with n units of flow oriented clockwise. In the face representation, $\mathbf{K}(n, r)$ is the configuration such that $\mathbf{K}(n, r)_f = n$ if $\text{dist}(f_0, f) \leq r$ and $\mathbf{K}(n, r)_f = 0$, otherwise. Examples of $\mathbf{K}(4, 2)$ and $\text{Az}(2)$ are shown below. In the edge representation, $\mathbf{K}(4, 2)$ is a closed curve with 4 units of flow along the curve and $\text{Az}(2)$ has 1 unit of flow on every edge in the discrete ℓ_1 -ball centered at the distinguished face.



Pulse $\mathbf{K}(4, 2)$



Aztec diamond $\text{Az}(2)$

The significance of these two configurations originates with the following theorem, which proved the first instance of confluent behavior in the context of flow-firing.

Theorem 2.4 ([3, Theorem 9]). *Every sequence of flow-firing moves on $\mathbf{K}(n, 0)$ terminates in $\text{Az}(n)$.*

The three regimes theorem for flow-firing (Theorem 1.1) provides a fuller description of the possible behavior of initial configurations around a marked face, in particular showing that the pulse is essentially the only initial configuration that gives a confluent system.

For context and comparison, we give the precise statements of the graphical theorem before proceeding with the proof of the flow-firing theorem.

Theorem 2.5 ([1, Theorem 3.3]: Three Regimes for Graphical Chip-Firing). *Let G be a finite connected graph with n vertices and m edges. Let \mathbf{c} be a configuration with N chips in total. Then*

- (1) *If $N < m$ then the chip-firing process terminates after finitely-many firing.*
- (2) *If $m \leq N \leq 2m - n$ then there exists an initial configuration which stabilizes and also one which does not.*
- (3) *If $N > 2m - n$ then the chip-firing process never stabilizes.*

3. PATH-FIRING

We will first restrict our attention to a local flow-firing process on paths, called **path-firing**. After developing properties of path-firing, we will be ready to prove Theorem 1.1 beginning in Section 4.

A **path** \mathcal{P} is a collection of successive faces $\mathcal{P} = (f_1, \dots, f_k)$ such that $\text{dist}(f_{i-1}, f_i) = 1$ for $2 \leq i \leq k$. A flow-firing process involving only the faces of \mathcal{P} is called **path-firing**. We say that one path-fires along a path \mathcal{P} . Given a path \mathcal{P} , a configuration R is an assignments of weights to the faces of \mathcal{P} . We use R_i to denote the weight of f_i in R . A configuration R on \mathcal{P} is called a **path stable configuration** if there are no possible path fires on R . As in the case of configurations on the grid, we will define the **(total path) weight** of R to be

$$\text{weight}(R) = \sum_{f_i \in \mathcal{P}} R_i.$$

It will be clear from context whether we are interested in the weight of a path or total configuration. Define the **length** of a path configuration R to be the

$$\text{len}(R) := \max_{f_i \in \mathcal{P}} \{\text{dist}(f_1, f_i) : R_i \neq 0\}.$$

A path is called **standard** if each f_i has value $\max\{0, n - \text{dist}(f_0, f_i) + 1\}$. In other words, a standard path is one in which weight of f matches $Az(n)_f$. Importantly, if no faces in \mathcal{P} violate $Az(n)$, then we will show in Lemma 4.1 there is always a way to fire along \mathcal{P} to obtain a standard path.

In what follows, we will first constrain the type of configurations possible when path firing along an arbitrary path \mathcal{P} in §3.1; then in §3.2 we will analyze a particular class of paths and configurations, which will be integral to the proof of the second and third regimes in Theorem 1.1.

3.1. Constraints from firing rules. The following observation will play an important role in our analysis.

Observation 3.1. Suppose one begins with a path configuration R on \mathcal{P} such that the face weights of R form a weakly decreasing sequence $R_1 \geq \dots \geq R_k$. Then the face weights of any configuration R' obtained by path-firing on R must also form a weakly decreasing sequence.

All of the path configurations we analyze to prove Theorem 1.1 will have face weights that form a weakly decreasing sequence. Note that by Observation 3.1, this means that firing from face f_i can only be directed towards face f_{i+1} —in other words, firing can only happen in one direction along the path. The next two lemmas put limitations on what types of weakly decreasing sequences can appear.

Lemma 3.2. *Suppose the face weights of R form a weakly decreasing sequence. Then after any sequence of path fires on R along \mathcal{P} , it is impossible to obtain:*

- (1) A configuration R' of the form

...	R'_{i-1}	$R'_i = a$	$R'_{i+1} = a$	$R'_{i+2} = a$	R'_{i+3}	...
-----	------------	------------	----------------	----------------	------------	-----

unless the faces f_i, f_{i+1} and f_{i+2} never fire; or

- (2) A configuration R' of the form

...	R'_{i-2}	$R'_{i-1} = a$	$R'_i = a$	$R'_{i+1} = a - 1$...	$a - t - 1$	$R'_{i+t} = a - t$	$R'_{i+t+1} = a - t$	R'_{i+t+2}	...
-----	------------	----------------	------------	--------------------	-----	-------------	--------------------	----------------------	--------------	-----

where the weights of faces between R'_i and R'_{i+t} decrease by exactly 1 from left to right.

Proof of Lemma 3.2 (1). Suppose there exists a configuration R' obtained from R via path-firing on \mathcal{P} of the form

	R'_{i-1}	a	a	a	R'_{i+3}	
...	$i-1$	i	$i+1$	$i+2$	$i+3$...

where $n \geq R'_{i-1} > a > R'_{i+3} \geq 0$.

Assume without loss of generality that R' is the first configuration where $R'_i = R'_{i+1} = R'_{i+2}$, and let R'' be the configuration immediately preceding R' in the sequence of path fires. We will consider the firing moves on R'' which would be necessary to create this triple in R' .

Note that in order to have $R'_i = R'_{i+1} = R'_{i+2}$, either the faces f_{i-1} , f_i , f_{i+1} , or f_{i+2} would need to be fired in R'' .

If firing f_{i+2} had resulted in R' , then $R''_{i+1} = a$ and $R''_{i+2} = a + 1$, a contradiction. In particular, firing f_{i+2} on R'' would have given a configuration of the following form:

	R'_{i-1}	a	a	$a + 1$	c	
\cdots	$i - 1$	i	$i + 1$	$i + 2$	$i + 3$	\cdots

Similarly, if firing f_{i+1} resulted in R' , then we would have $R''_i = a$ and $R''_{i+1} = a + 1$, again a contradiction. We obtain an analogous contradiction if f_{i-1} or f_i were the last faces to fire. Hence the configuration R' is impossible to obtain via path fires unless the faces f_{i-1} , f_i , f_{i+1} , and f_{i+2} were never fired. \square

Proof of Lemma 3.2 (2). The second part of Lemma 3.2 naturally extends the proof of (1). Suppose we obtain a configuration R' from R violating the statement of Lemma 3.2 (2). Again, assume without loss of generality that R' is the first such configuration. As before, we consider the last configuration R'' that produced R' .

By an analogous argument to that made in the proof of Lemma 3.2 (1), the last firing move made to go from R'' to R' could not have been from the faces f_{i-2} and f_{i+t-1} . Likewise, faces f_i and f_{i+t+1} could not have fired last. Thus the only options for the firing face are f_{i-1} , f_{i+t} , and a face between f_i and f_{i+t-1} . To handle these settings, we proceed by induction on t , which is the (minimum) distance between the repeated weights.

Base Case: Let $t = 1$. Then R' is of the form

\cdots	$R'_{i-1} = a$	$R'_i = a$	$R'_{i+1} = a - 1$	$R'_{i+2} = a - 1$	\cdots
	$i - 1$	i	$i + 1$	$i + 2$	

From our previous discussion, the last face to fire is either f_{i-1} or f_{i+1} . In both cases, this would mean that R'' had a sequence of three consecutive faces with the same value, which is impossible by Lemma 3.2 (1).

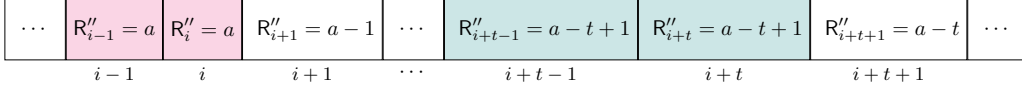
Inductive Step: Now assume that the lemma holds for all intervals smaller than t . Again, we consider the last face fired to move from R'' to R' . There are three cases.

Case I: The last face to fire was f_{i-1} . Then R'' would be of the form:

\cdots	$R''_{i-1} = a + 1$	$R''_i = a - 1$	$R''_{i+1} = a - 1$	\cdots	$R''_{i+t-1} = a - t + 1$	$R''_{i+t} = a - t$	$R''_{i+t+1} = a - t$	\cdots
	$i - 1$	i	$i + 1$	\cdots	$i + t - 1$	$i + t$	$i + t + 1$	

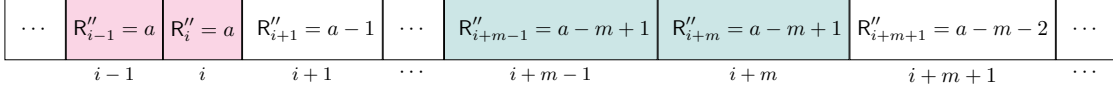
This pattern violates the inductive hypothesis, since the distance between the repeated weights f_{i+1} and f_{i+t} is strictly less than t and values between repeated weights of faces decrease exactly by 1.

Case II: The last face to fire is f_{i+t} . By a similar argument, R'' would be of the form:



Note that $i - (i - t + 1) = t - 1$, which means the distance between the repeated weights are less than t , a contradiction.

Case III: The last face to fire is f_{i+m} for $1 < m < t - 1$. In this case, R'' would have had a repeated weight less than t away from the first pair of repeated weights f_{i-1} and f_i , shown below. This violates our inductive hypothesis.



□

3.2. Constraints from counting. Lemma 3.2 significantly limits the types of configurations that can arise via firing along any path configuration R whose weights are weakly decreasing. We will now use counting arguments to further narrow the types of configurations that arise when firing along certain path configurations.

Our ultimate goal is to understand final configurations obtained from flow-firing on $K(n, r)$. To do so, we will first analyze path-firing on a single row of $K(n, r)$. For any $\ell \in \mathbb{Z}_{\geq 0}$, define

$$\mathcal{P}(\ell) := (f_1 \dots, f_{n - \lfloor \frac{n}{2} \rfloor + \ell}),$$

and a configuration $R(\ell)$ on $\mathcal{P}(\ell)$:

$$R(\ell) := \underbrace{(n, n, \dots, n)}_{\ell \text{ times}}, \underbrace{(0, 0, \dots, 0)}_{n - \lfloor \frac{n}{2} \rfloor \text{ times}}.$$

The remainder of this section is devoted to considering how one can path fire from $R(\ell)$ along $\mathcal{P}(\ell)$.

Since $\mathcal{P}(\ell)$ does *not* include the marked face f_0 , the number of chips will stay constant while firing along $\mathcal{P}(\ell)$. Thus, $\text{weight}(R(\ell)) = \text{weight}(R)$ where R is any configuration we obtain by path firing on $R(\ell)$.

Observation 3.3. Let R' be a path stable configuration obtained from $R(\ell)$. Let S_ℓ be the subset of all faces $\{f_1, \dots, f_{n - \lfloor \frac{n}{2} \rfloor + \ell}\}$ that have been fired in $\mathcal{P}(\ell)$ to reach R' from $R(\ell)$. It follows from Observation 3.1 and Lemma 3.2 that the weights of faces $f \in S_\ell$ in R' are weakly decreasing along $\mathcal{P}(\ell)$ and the weights of adjacent faces in S differ by exactly one in all but at most one position.

Note that the weight of face f_i is n if and only if f_i never fires. When considering face weights with repeated values, it will be simpler to ignore the faces that have never fired. We will say that a configuration R has a **repeated weight** if there is a pair of faces $f_i, f_{i+1} \in S_\ell$ that have the same face weights. (In other words, we will not count the faces that have never fired as having repeated weights.)

Next, we use Lemma 3.2 and Observation 3.3 to determine which faces of $\mathcal{P}(\ell)$ must fire in order to obtain a path stable configuration from $R(\ell)$.

Lemma 3.4. Write $\ell = \lfloor \frac{n}{2} \rfloor + k$ for $k \in \mathbb{Z}$ and $\ell \in \mathbb{Z}_{>0}$. Let R' be a path stable configuration obtained from $R(\ell)$, and S_ℓ be the set of faces in $\mathcal{P}(\ell)$ that fire to obtain R' . Let $r = \text{len}(R')$. We have the following description of S_ℓ :

- If $k \leq 0$, then $S_\ell = \{f_1, \dots, f_{r-1}\}$.
- If $k > 0$ then $S_\ell = \{f_{k+1}, f_{k+2}, \dots, f_{r-1}\}$.

Proof. Let R' be a path stable configuration obtained from path-firing on $R(\ell)$ hence

$$\text{weight}(R') = \text{weight}(R(\ell)) = n \cdot \ell.$$

Let $0 \leq t < \ell$ be the largest index such that $f_t \notin S_\ell$. If $t = 0$, then $S_\ell = \{f_1, \dots, f_{r-1}\}$. If $t > 0$, then $R'_t = n$ and $R'_{t+1} = R'_t - 1 = n - 1$.

We will first consider $k > 0$. To see why the statement holds, note that

$$\text{weight}(R') = n \cdot \ell = n \cdot \lfloor n/2 \rfloor + k \cdot n.$$

By Lemma 3.2 and Observation 3.3, the faces in S_ℓ will have weights in R' of the form $n - m, n - m - 1, n - m - 2, \dots, 1$ for $1 \leq m < n$, with at most one weight occurring twice, which we shall write as $0 \leq n - p < n$. If there is no repeated face weight, set $p = n$; this is a slight abuse of notation because $f \notin S_\ell$ if f has weight 0, but it will not change the results and streamlines the two cases (e.g. presence or absence of a repeated weight).

Thus the total weight of the faces in S_ℓ is

$$\frac{(n-m)(n-m+1)}{2} + n - p.$$

Since $k > 0$, for any choices of $0 \leq (n-p) < n$ and $1 \leq m < n$, we have

$$\text{weight}(R') = n \cdot \lfloor n/2 \rfloor + k \cdot n > \frac{(n-m)(n-m+1)}{2} + n - p,$$

and thus we cannot have $S_\ell = \{f_1, \dots, f_r\}$. This implies that there is at least one face $f_t \notin S_\ell$ with face value n , and so $f_{t+1} = n - 1$, and we can write $\text{weight}(R')$ as

$$(1) \quad \text{weight}(R') = n \cdot \ell = n \cdot t + \frac{(n-1)n}{2} + n - p,$$

where $0 \leq n - p < n$ is the repeated weight. Using the fact that $t, \ell, p \in \mathbb{Z}_{\geq 0}$, and that $\ell = \lfloor \frac{n}{2} \rfloor + k$, we solve for t and obtain $t = k$ when $k > 0$.

When $k \leq 0$, we proceed in a similar manner, except that now it suffices to show $t = 0$. The faces in S_ℓ must have weights $n - 1, n - 2, \dots, 1$ and

$$\text{weight}(R') = t \cdot n + \frac{(n-1)n}{2} + (n-p) = n \cdot \lfloor n/2 \rfloor + kn.$$

Solving for t shows that it must be 0. □

In general flow-firing processes are highly non-confluent, i.e. order of firing moves matter and effects the terminal configurations. One surprising outcome of our analysis is that path firing does lead to confluent behavior. Using Lemma 3.4 and the fact that path firing on $R(\ell)$ along $\mathcal{P}(\ell)$ does not change the weight of the configuration, we obtain a setting where flow-firing is confluent.

Theorem 3.5. *For any $\ell \geq 0$, path firing on $R(\ell)$ terminates uniquely.*

Proof. Let R' be the path-stable configuration obtained from $R(\ell)$. We claim that by Lemma 3.2, R' is uniquely determined by the set S_ℓ given in Lemma 3.4 and the fact that $\text{weight}(R') = n \cdot \ell$. First, if $f_i \notin S_\ell$, then $R'_i = n$; otherwise, for $f_j \in S_\ell$, we have $R'_j < n$. Moreover, adjacent faces in S_ℓ have weights that decrease by exactly one except at the repeated weight face pair (if it exists). Thus by Lemma 3.4, $\text{weight}(R')$ can be written uniquely as

$$\text{weight}(R') = n \cdot \ell = (\ell - |S_\ell|) \cdot n + \frac{(n-m)(n-m+1)}{2} + n - p,$$

where $n - p$ is the repeated face weight (again, taking $n = p$ if there is no repeat), and $m = 1$ if $\ell - |S_\ell| > 0$. For fixed n, ℓ , these values in turn uniquely determine the face weights of R' . □

Having established that path-firing $R(\ell)$ yields a unique path-stable configuration R' , we next bound the support $\text{len}(R')$ of R' .

Proposition 3.6. *Let $\ell \leq \lceil \frac{n}{2} \rceil$ and R' be the unique path-stable configuration obtained from path-firing on $R(\ell)$.*

- *If R' has no repeated weights, then $\text{len}(R') = n - m$ for $m \geq \lceil \frac{n}{2} \rceil - \ell$.*
- *If R' has a single repeated weight, then $\text{len}(R') = n - m + 1$ for $m \geq \lceil \frac{n}{2} \rceil - \ell + 1$.*

Proof. As in the previous proof, the main idea is to examine the equality $\text{weight}(R') = \text{weight}(R(\ell)) = n \cdot \ell$ for each case.

- (1) **Case 1:** n is odd and $\ell = \frac{n+1}{2}$. In this case, by Lemma 3.4, $f_1 \notin S_\ell$ (e.g. it never fires), and so we have

$$\text{weight}(R') = n \cdot \frac{n+1}{2} = n + \frac{(n-1)n}{2}.$$

Hence R' has no repeated face and $\text{len}(R') = n$.

- (2) **Case 2:** $\ell \leq \lfloor n/2 \rfloor$ and R' has no repeated weight.

$$\text{weight}(R') = n \cdot \ell = \frac{(n-m)(n-m+1)}{2}$$

for some $m \leq n$. Hence $\text{len}(R') = n - m$. We will show that $m \geq \lceil \frac{n}{2} \rceil - \ell$.

Since $m \geq 0$,

$$m^2 - m = 2n(m + \ell) - n^2 - n \geq 0.$$

As a result,

$$2n(m + \ell) \geq n(n + 1) \implies m + \ell \geq \frac{n+1}{2} \geq \lceil \frac{n}{2} \rceil.$$

- (3) **Case 3:** $\ell \leq \lfloor n/2 \rfloor$ and R' has a repeated weight $0 < n - p \leq n - m$. Thus $\text{len}(R') = n - m + 1$. As before,

$$\text{weight}(R') = n \cdot \ell = \frac{(n-m)(n-m+1)}{2} + n - p$$

and by a similar argument, we solve for m to show that $m \geq \lceil \frac{n}{2} \rceil - \ell + 1$. \square

4. THE FIRST REGIME

We are now ready to prove Theorem 1.1.

Theorem 1.1. Let $r, n \in \mathbb{Z}_{\geq 0}$.

- (1) If $r \leq 1$, then firing from $K(n, r)$ terminates uniquely in the Aztec diamond $\text{Az}(n)$.
- (2) If $2 \leq r \leq \lceil \frac{n}{2} \rceil$, then firing from $K(n, r)$ does not terminate uniquely, but can terminate in the Aztec diamond $\text{Az}(n)$.
- (3) If $r > \lceil \frac{n}{2} \rceil$, then $K(n, r)$ does terminate uniquely. Moreover, if $r \geq \lceil \frac{n}{\sqrt{3}} \rceil + 1$, then firing from $K(n, r)$ will never terminate in the Aztec diamond $\text{Az}(n)$.

Our approach to showing a configuration *can* terminate in $\text{Az}(n)$ (e.g. Regimes 1 and 2) relies on finding an intermediate configuration of $K(n, r)$ that does not “violate” the Aztec diamond. A configuration K **violates** the Aztec diamond $\text{Az}(n)$ if some face f has $K_f > \text{Az}(n)_f$. After finding such a configuration, Lemma 4.1 allows us to conclude that the initial configuration $K(n, r)$ *can* terminate in $\text{Az}(n)$.

Lemma 4.1. *Let K be a configuration with $K_{f_0} = n$. If $K_f \leq \text{Az}(n)_f$ for all faces f , then there is a sequence of firing moves sending K to $\text{Az}(n)$.*

Proof. The core of this proof comes from two observations.

- (1) Let f, g be adjacent faces with g strictly further from f_0 than f , so that $\text{dist}(f_0, f) + 1 = \text{dist}(f_0, g)$. If $K_f = \text{Az}(n)_f$ and $K_g < \text{Az}(n)_g$, then $K_g \leq K_f - 2$ and hence we can fire from f to g .
- (2) If g is adjacent to f_0 and $K_g < \text{Az}(n)_g$, then $K_g \leq n - 1$ and we can fire from f_0 to g .

Let g be a face such that $K_g < \text{Az}(n)_g$ but all faces strictly closer to f_0 satisfy $K_f = \text{Az}(n)_f$.

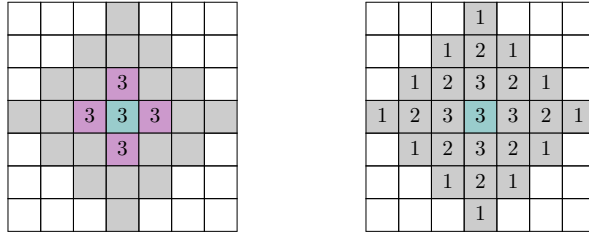
If g is adjacent to f_0 , then by (2) above, we can fire from f_0 to g . If g is not adjacent to f_0 , then there is some face f adjacent to g and strictly closer to f_0 ; by (1) we can fire from f to g . Repeat this process until $K_g \leq \text{Az}(n)_g$ for all faces g . \square

We use this, along with arguments made in [3], to prove part (1) of Theorem 1.1.

Proposition 4.2. *If $r \leq 1$, then $\mathsf{K}(n, r)$ terminates uniquely in the Aztec diamond.*

Proof. The $r = 0$ case was proven in [3, Theorem 9]. If $r = 1$, then $\mathsf{K}(n, 1)$ is an intermediate configuration obtained from $\mathsf{K}(n, 0)$ and it terminates uniquely at $\text{Az}(n)$ by [3, Theorem 9]. \square

Example 4.3. Consider $\mathsf{K}(3, r)$. If $r = 0$, then $\mathsf{K}(3, 0)$ is the pulse and uniquely terminates at $\text{Az}(3)$. If $r = 1$, observe that $\mathsf{K}(3, 1)$ terminates uniquely at $\text{Az}(3)$ (shown on the right below).



We will see in the subsequent section that although there are many more configurations that *can* terminate in the Aztec diamond, in general this termination will not be unique.

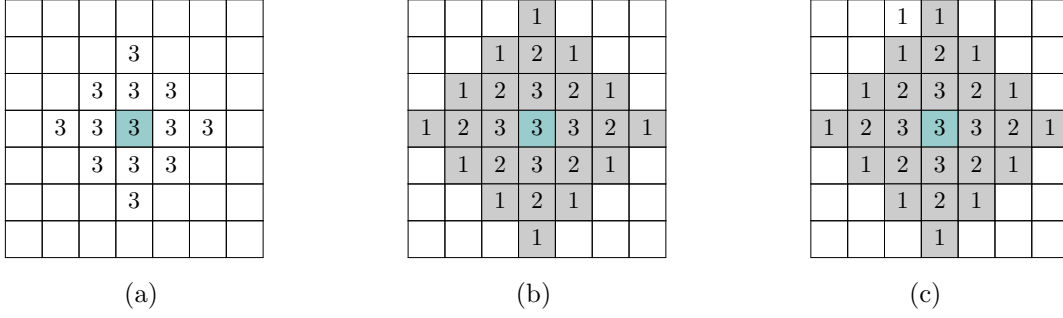
5. THE SECOND REGIME

We now turn to the second regime, which requires the most analysis. The main goal of this section is to prove part (2) of Theorem 1.1, namely the following theorem.

Theorem 5.1. *If $2 \leq r \leq \lceil \frac{n}{2} \rceil$, flow firing on $\mathsf{K}(n, r)$ does not terminate uniquely. In particular, there exists a sequence of firings that terminate in $\text{Az}(n)$ and a sequence of firings that terminate in a configuration that is not $\text{Az}(n)$.*

We illustrate the subtlety of this regime below in Example 5.2.

Example 5.2. Below draw three configurations. The first (a) is $\mathsf{K}(3, 2)$. The second two are different stable configurations that can be obtained from (a) by different sets of firing moves. The second configuration (b) does not violate the Aztec diamond $\text{Az}(3)$, but the third configuration (c) does violate $\text{Az}(3)$.



Theorem 1.1 will be proved in two parts. In Section 5.1 (Proposition 5.6), we show that firing on $K(n, r)$ can terminate in a configuration that violates the Aztec diamond; this proves that $K(n, r)$ need not terminate in $Az(n)$. Then in Section 5.2 (Proposition 5.10), we construct an explicit sequence of face fires on $K(n, r)$ which terminate in the Aztec diamond, thereby showing that $K(n, r)$ can terminate in $Az(n)$.

Remark 5.3. In what follows, we state our results for Regime 2 in terms of $K(n, r)$. However, Theorems 5.6 and 5.10 hold more generally for a closed curve with weight n strictly containing $K(n, 1)$ and contained within $K(n, r)$ for $2 \leq r \leq \lceil \frac{n}{2} \rceil$.

5.1. Second regime: termination violating the Aztec diamond. Our goal in this section is to show that the configuration $K(n, r)$ need not terminate in the Aztec diamond when $2 \leq r \leq \lceil \frac{n}{2} \rceil$. The main tool is the *Flooding Lemma* (Lemma 5.5), which in turn depends on the following lemma:

Lemma 5.4. *Let K be any configuration and let f and g be adjacent faces with*

$$\text{dist}(f_0, f) < \text{dist}(f_0, g) < n.$$

If f violates the Aztec diamond but g does not, then one can fire from f to g . In the resulting configuration K' , K'_f will violate the Aztec diamond if $K_f > Az(n) + 1$, and K'_g will violate the Aztec diamond if $K_g = Az(n)_g$.

Proof. To see the first part of the lemma, we need to show that $K_f - K_g \geq 2$. Recall that

$$Az(n) = \max\{n - \text{dist}(f_0, f) + 1, 0\}.$$

Since $\text{dist}(f_0, f) < \text{dist}(f_0, g) < n$, we have that $Az(n)_g < Az(n)_f$. Since they are adjacent,

$$Az(n)_f - Az(n)_g = 1.$$

Thus

$$K_f \geq Az(n)_f + 1 = Az(n)_g + 2.$$

On the other hand, since K_g does not violate the Aztec diamond, $K_g \leq Az(n)_g$. Thus

$$K_f \geq K_g + 2$$

as desired. The second part of the claim is clear from inspection. The conditions stated are the only possible cases because we have assumed that f violates the Aztec diamond while g does not. \square

In what follows, we prove Lemma 5.5 (the Flooding Lemma). The intuition is that one can always “push” a violation of the Aztec diamond further from f_0 . We will use this idea to create an intermediate configuration of $K(n, r)$ that can never terminate in the Aztec diamond. In the proof of the Flooding Lemma, we will be interested in paths whose first step is always f_0 , and will use the convention $\mathcal{P} = (f_0, f_1, \dots, f_\ell)$. In general, however, paths do not need to start at f_0 .

Lemma 5.5 (Flooding lemma). *Let f be a face such that $K_f > \text{Az}(n)_f > 0$. Then there is configuration K' , reachable from K by flow firing moves, and a face g such that*

- $\text{dist}(f_0, g) = 1 + \text{dist}(f_0, f)$ and
- $K'_g > \text{Az}(n)_g$.

Proof. We explicitly construct K' as in the statement of the theorem. Let V be the set of faces that violate the Aztec diamond in the configuration K . Take $f \in V$ to be a face with maximal distance from f_0 . By the maximality of f , every neighbor g of f with $\text{dist}(f_0, g) = 1 + \text{dist}(f_0, f)$ does *not* violate the Aztec diamond. Choose such a neighbor g and a path $\mathcal{P} = (f_0, f_1, \dots, f_\ell = g)$ that does not pass through f .

We claim that one can fire along \mathcal{P} until g violates the Aztec diamond. There are two cases:

- *Case I: For $1 \leq i \leq \ell$, no f_i in \mathcal{P} violates the Aztec diamond.*
First fire along \mathcal{P} to create a standard path. This is always possible because f_i never violates the Aztec diamond. Note that after this process, g has value $\text{Az}(n)_g$. By Lemma 5.4, we can fire from f into g , which means that g will then violate the Aztec diamond.
- *Case II: There is some $1 \leq i \leq \ell$ where f_i violates the Aztec diamond.*
Pick the violating face f_i that is furthest from f_0 . Thus f_{i+1} does not violate $\text{Az}(n)$, and so by Lemma 5.4 we can fire from f_i to f_{i+1} . Repeat this process; it necessarily will terminate because we are in the conservative flow setting. After termination, either we are in *Case I* or the violation has been pushed to $\mathcal{P}_\ell = g$.

Thus, the resulting configuration K' has $K'_g > \text{Az}(n)_g$ since g violates the Aztec diamond. □

The Flooding Lemma implies that for a configuration $K(n, r)$ with r large enough, one can construct a terminal configuration that violates $\text{Az}(n)$.

Theorem 5.6. *Given a configuration $K(n, r)$ with $2 \leq r \leq \lceil \frac{n}{2} \rceil$, there is a stable configuration K^* such that $K^* \neq \text{Az}(n)$.*

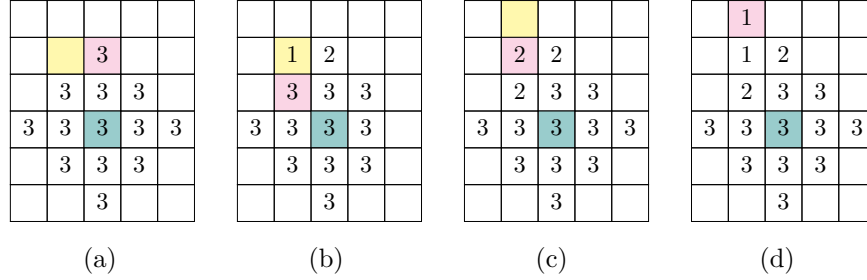
Proof. Since $2 \leq r \leq \lceil \frac{n}{2} \rceil$, there exists at least one face violating $\text{Az}(n)$. Let V be the set of all such faces, and choose $f \in V$ of maximal distance from f_0 . Since f is maximal, every face g with $\text{dist}(g, f_0) > \text{dist}(f, f_0)$ has $K_g \leq \text{Az}(n)_g$. Fix such a g with $\text{dist}(g, f_0) = \text{dist}(f, f_0) + 1$. Applying the Flooding Lemma (Lemma 5.5) to f and g gives a new configuration K' such that some face g with $\text{dist}(g, f_0) > \text{dist}(f, f_0)$ has $K_g > \text{Az}(n)_g$.

Repeat this process until the violating face h has $\text{dist}(f_0, h) > n$, so that $\text{Az}(n)_h = 0$; note that this is always possible by Lemma 5.4. Call this configuration K' . Since $K'_h > 0$, no firing moves on K' can ever decrease the weight of face of h , and so firing on K' will result in a terminal configuration K^* with $K^*_h > 0$. Hence $K^* \neq \text{Az}(n)$. □

Example 5.7 shows how iterative applications of the Flooding Lemma can be used to obtain such a final configuration K^* .

Example 5.7. Below we draw four configurations. The first (a) is $K(3, 2)$, and the other three are obtained from the first by successive firing moves. Using the notation of Lemma 5.5, for each of the configurations K below, pick f to be the northern-most nonzero face that can fire in K (shaded, in pink), and let g be the neighboring face (shaded, in yellow). Using these choices of f and g , we show

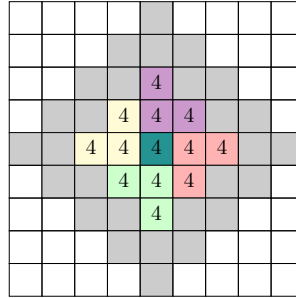
a sequence of three iterations of the Flooding Lemma.



5.2. Second regime: termination in the Aztec diamond. Having constructed a stable configuration from $K(n, r)$ which is not equal to $Az(n)$, we now wish to show that $Az(n)$ can appear as a final configuration for $K(n, r)$ when $2 \leq r \leq \lceil \frac{n}{2} \rceil$. Our goal is to show:

Theorem 5.8. *Given a configuration $K(n, r)$ with $2 \leq r \leq \lceil \frac{n}{2} \rceil$, there is a stable configuration K^* obtained from firing on $K(n, r)$ such that $K^* = Az(n)$.*

To conclude Theorem 5.10, we will divide $K(n, r)$ and $Az(n)$ into four quadrants, as shown below in the case of $K(4, 2)$. Each quadrant is given in a different color, and $Az(4)$ is shaded in gray in the background. Note that the marked face f_0 is not included in any of the quadrants.

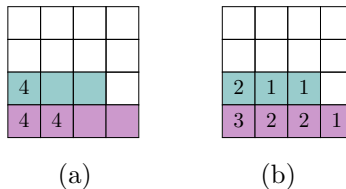


Without loss of generality, we can study a single quadrant and then appeal to symmetry to describe the remaining quadrants. We consider the rows in the first quadrant of $K(n, r)$ (colored violet in the figure above) and count them from top to bottom. Let $\mathcal{P}(\ell)$ be the path that is obtained from extending the ℓ^{th} row of this quadrant to the boundary of $Az(n)$. The relevant configuration on $\mathcal{P}(\ell)$ is then

$$R(\ell) := \underbrace{(n, n, \dots, n)}_{\ell \text{ times}}, \underbrace{(0, 0, \dots, 0)}_{n - \lceil \frac{n}{2} \rceil \text{ times}}.$$

whose behavior was studied in Section 3.

Example 5.9. Below we draw two configurations restricted to the first quadrant. In order to illustrate how we use path firing, we shade the first and second rows $\mathcal{P}(1)$ (in teal) and $\mathcal{P}(2)$ (in violet). In the first figure (a), the path configuration of $\mathcal{P}(1)$ is $R(1) = (4, 0, 0)$ and the path configuration of $\mathcal{P}(2)$ is $R(2) = (4, 4, 0, 0)$. Path stable configurations obtained from $R(1)$ and $R(2)$ are $(2, 1, 1)$ and $(3, 2, 2, 1)$, respectively, as shown in the second figure (b).



We are now ready to present the main theorem of this section.

Theorem 5.10. *It is possible for $K(n, r)$ to terminate in $Az(n)$ when $2 \leq r \leq \lceil \frac{n}{2} \rceil$.*

Proof. We will show that path firing on $R(\ell)$ yields a path-stable configuration that does not violate $Az(n)$.

Note that $\text{dist}(f_0, f_i) = r - \ell + i$ for each face f_i of $\mathcal{P}(\ell)$ and

$$Az(n)_{f_i} = n - \text{dist}(f_0, f_i) + 1 = n - r + \ell - i + 1.$$

Let R' be the unique (by Theorem 3.5) stable configuration obtained from path-firing on $R(\ell)$. Recall by Proposition 3.6, there are only two possible forms R' can take. If R' has no repeated weights, then $\text{len}(R') = n - m$ for $m \geq \lceil \frac{n}{2} \rceil - \ell$. In this case,

$$Az(n)_{f_i} \geq n - m - i + 1 = R'_i$$

because $m \geq \lceil \frac{n}{2} \rceil - \ell$.

If R' has a single repeated weight, $\text{len}(R') = n - m + 1$ for $m \geq \lceil \frac{n}{2} \rceil - \ell + 1$. Thus

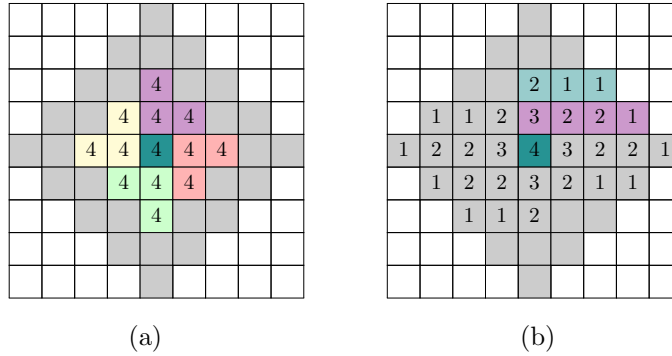
$$Az(n)_{f_i} \geq n - m - i + 2 \geq R'_i$$

since $m \geq \lceil \frac{n}{2} \rceil - \ell + 1$.

Thus, the value of R'_i cannot exceed $Az(n)_{f_i}$ along $\mathcal{P}(\ell)$. Firing $K(n, r)$ along all rows in the analogous way thus yields a configuration which does not violate $Az(n)$. Thus by Lemma 4.1, there is a sequence of firing moves that can then be implemented to obtain $Az(n)$ as a stable configuration. \square

We illustrate this process with Example 5.11 below.

Example 5.11. In Example 5.9, we looked at two path configurations restricted to the first quadrant. The full configurations are depicted below, and the labels correspond to the labels of the restrictions from Example 5.9. The difference is that now we perform analogous path firing moves in *all four quadrants* to obtain the second configuration (b) from the first (a). Note that the second configuration (b) does not violate the Aztec diamond $Az(4)$. This means that we can apply Lemma 4.1 to obtain $Az(4)$ from (b) by firing moves.



6. THE THIRD REGIME

Finally, we turn to the third regime. We first show that when $r > \lceil n/2 \rceil$, $K(n, r)$ cannot terminate uniquely in Section 6.1. Then, we show that for $r > \lceil \frac{n}{\sqrt{3}} \rceil + 1$, it is impossible for $K(n, r)$ to terminate in the Aztec diamond in Section 6.2.

6.1. Non-unique termination. We will show that $\mathsf{K}(n, r)$ does not terminate uniquely for $r > \lceil n/2 \rceil$. Our proof relies on decomposing the grid in two distinct ways, shown below:

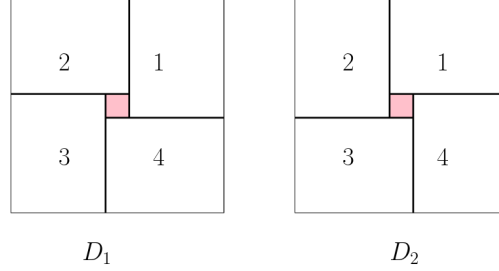


FIGURE 3. Two distinct ways to decompose the grid into quadrants.

For $i = 1, 2$, we refer to D_i as the decomposition of the grid. Our argument introduces an algorithm that fires identically within each quadrant, but produces two different final configurations using the two decompositions in Figure 3.

Theorem 6.1. *If $r > \lceil n/2 \rceil$ then $\mathsf{K}(n, r)$ does not terminate uniquely.*

Proof. Consider the following flow-firing algorithm on $\mathsf{K}(n, r)$:

- (1) Divide $\mathsf{K}(n, r)$ into four quadrants as in either D_i for $i = 1, 2$ as in Figure 3;
- (2) While possible, path-fire within each quadrant along all horizontal paths (e.g. rows) away from f_0 ;
- (3) While possible, path-fire within each quadrant along all vertical paths (e.g. columns) away from f_0 ;
- (4) Return to step (2).

We claim that this process results in a stable configuration. By construction, within each quadrant the resulting configuration is stable. We claim that any adjacent faces between different quadrants must differ by at most one. This follows from the fact that the quadrants are reflections of one another, with face values shifted exactly one unit up (down) and right (left).

Let K_i be the stable configuration obtained from the above process, with the choice of quadrants given by D_i for $i = 1, 2$. Our goal is to show that K_1 and K_2 are two different stable configurations on $\mathsf{K}(n, r)$. If the supports of K_1 and K_2 are different, it is immediate that $\mathsf{K}_1 \neq \mathsf{K}_2$. If the supports are the same but there exists a face f such that $(\mathsf{K}_1)_f \neq (\mathsf{K}_2)_f$, then again $\mathsf{K}_1 \neq \mathsf{K}_2$. We claim that these are the only possible situations. For the remainder of the proof, suppose both the supports and face weights of K_1 and K_2 are the same. This will lead to a contradiction.

We will label the face weights of K_1 and K_2 as follows: first, label the faces of the grid by $(j, k) \in \mathbb{Z}^2$ so that $f_{j,k} \in \mathbb{Z}$ is the face weight at face (j, k) for $i = 1, 2$. Fix the indexing so that the distinguished face is $f_{0,0}$, and (j, k) increase to the right and up. We will focus on the first quadrant of K_i , denoted by Q_i . Label the face weights in both Q_i as $a_{j,k}^{(i)} \in \mathbb{Z}_{>0}^2$, where the bottom-left face is $a_{1,1}^{(i)}$ for $i = 1, 2$ and again indices increase right and up.

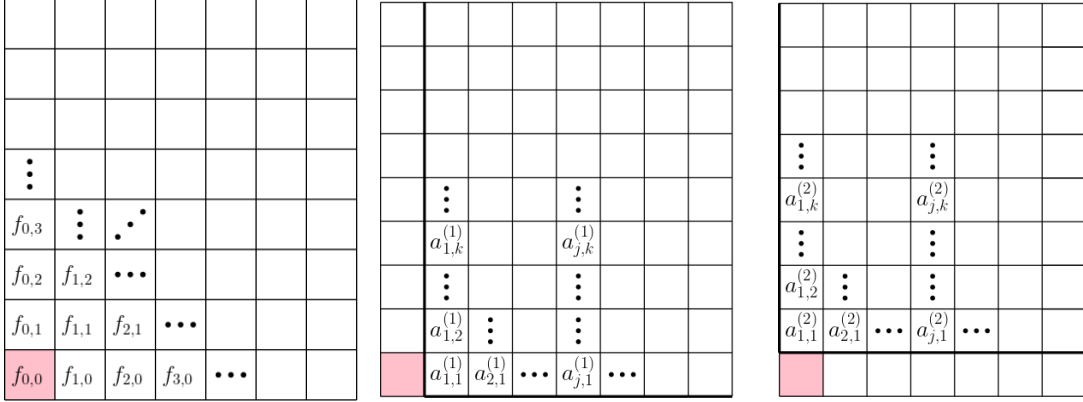


FIGURE 4. The face weights of the grid, Q_1 , and Q_2 (respectively)

We make three observations:

- because Q_1 and Q_2 were fired via the same process, $a_{j,k}^{(1)} = a_{j,k}^{(2)}$ for all $j, k \in \mathbb{Z}_{>0}^2$. In other words, Q_2 is obtained by shifting Q_1 up and left by 1;
- by the way that the quadrants were chosen in K_1 and K_2 , we have $a_{1,1}^{(1)} = f_{1,0}^{(1)}$, while $a_{1,1}^{(2)} = f_{0,1}^{(2)}$;
- by the assumption that $K_1 = K_2$, we have $a_{j,k}^{(1)} = a_{j+1,k-1}^{(2)}$ for all j, k . Therefore $a_{j,k}^{(1)} = a_{j-1,k+1}^{(1)}$ for all j, k .

Label the columns of Q_i by C_1, \dots, C_k , and let the length of C_j be n_j . Then by the last observation, we must have that $n_{j+1} = n_j - 1$ for $j = 1, \dots, k-1$. Thus, without loss of generality, we may describe Q_1 as follows:

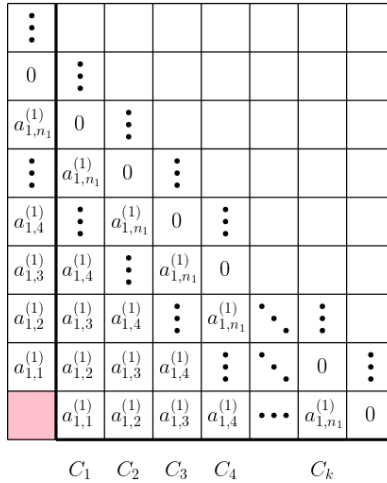
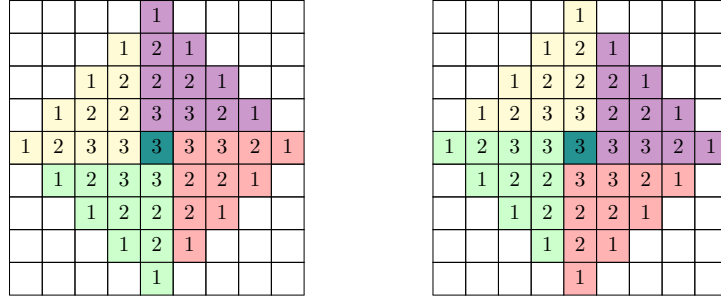


FIGURE 5. The face weights of Q_1 when the support and face weights of K_1 and K_2 are the same

Here, we make use of the firing process described at the beginning of the proof, Lemma 3.2, and Lemma 3.4, along with the bound $r > \lceil n/2 \rceil$ to obtain a contradiction. The details are omitted, but the general idea is to use similar counting arguments as in Section 3.2 to obtain a contradiction. \square

Example 6.2. In the case of $K(3, 3)$, the figures below show two distinct final configurations. We decompose the grid as in Figure 3, and perform firings as in the proof of Theorem 6.1.



6.2. Regime 3: Termination outside of the Aztec diamond. Henceforth, let $N = \lceil \frac{n}{\sqrt{3}} \rceil + 1$.

Theorem 6.3. *If $r \geq N$, then $K(n, r)$ cannot terminate in the Aztec diamond $Az(n)$.*

Remark 6.4. In fact, Theorem 6.3 holds for any closed curve of weight n containing $K(N, r)$.

Proof. It is sufficient to prove that $\text{weight}(K(n, r)) > \text{weight}(Az(n))$.

Let K denote a single quadrant of the Aztec diamond. The weight of K is

$$\begin{aligned} \text{weight}(K) &= (n + n - 1 + \dots + 1) + (n - 1 + n - 2 + \dots + 1) + \dots + 1 = \sum_{i=1}^n n \cdot i - \sum_{i=1}^n i^2 + \sum_{i=1}^n i \\ &= \frac{n(n+1)(n+2)}{6}. \end{aligned}$$

Thus summing over all four quadrants and f_0 , we obtain

$$\text{weight}(Az(n)) = n + 4 \left(\frac{n(n+1)(n+2)}{6} \right) = n + \frac{2}{3}(n)(n+1)(n+2).$$

Let K' denote a single quadrant of $K(n, r)$. The weight of K' is

$$\text{weight}(K') = nr + n(r-1) + \dots + 2n + n = n \cdot \frac{r(r+1)}{2}$$

where the first expression comes from adding the total number of chips in each row of the quadrant. Thus by similar logic, summing over all quadrants and f_0 gives

$$\text{weight}(K(n, r)) = n + 4n \cdot \frac{r(r+1)}{2}.$$

Suppose $r \geq \lceil \frac{n}{\sqrt{3}} \rceil + 1$, and note that for n a positive integer,

$$\lceil n/\sqrt{3} \rceil > n/\sqrt{3}.$$

Thus

$$\begin{aligned} \text{weight}(K(n, r)) &> 4n \left(\frac{\left(\frac{n}{\sqrt{3}} + 1\right) \left(\frac{n}{\sqrt{3}} + 2\right)}{2} \right) + n \\ &= 2n \left(\frac{n}{\sqrt{3}} + 1 \right) \left(\frac{n}{\sqrt{3}} + 2 \right) + n \\ &= \frac{2}{3} \left(n^3 + 3\sqrt{3}n^2 + 6n \right) + n \\ &> \frac{2}{3} \left(n^3 + 3n^2 + 2n \right) + n = \text{weight}(Az(n)). \end{aligned}$$

□

6.3. Bound improvement. Proposition 6.3 naturally raises the question of whether it is possible for $K(n, r)$ to terminate in the Aztec diamond when $\lceil \frac{n}{\sqrt{3}} \rceil + 1 > r > \lceil n/2 \rceil$. In the table below, we present the values of $r = \lceil \frac{n}{\sqrt{3}} \rceil + 1$ and $\lceil n/2 \rceil$ for $3 \leq n \leq 24$, along with the minimum value of r such that $\text{weight}(K(n, r)) > \text{weight}(Az(n))$.

n	3	4	5	6	7	8	9	10	11	12	13	14	15	16	17	18	19	20	21	22	23	24
$\lceil \frac{n}{2} \rceil$	2	2	3	3	4	4	5	5	6	6	7	7	8	8	9	9	10	10	11	11	12	12
Minimum r	2	3	4	4	5	6	6	7	7	8	8	9	10	10	11	11	12	12	13	14	14	15
$\lceil \frac{n}{\sqrt{3}} \rceil + 1$	3	4	4	5	6	6	7	7	8	8	9	10	10	11	11	12	12	13	14	14	15	15

One can see that the minimum value of r for which $\text{weight}(K(n, r)) > \text{weight}(Az(n))$ is precisely $\lceil \frac{n}{\sqrt{3}} \rceil + 1$ approximately one third of the time. Thus, in these cases, the bound for Theorem 6.3 cannot be improved unless a completely different approach is taken. On the other hand, for $n > 8$, there is a gap between $\lceil \frac{n}{2} \rceil$ and the minimum value of r . This suggests finding a better upper bound for Regime 2 may be more viable. We present below examples that show improving the bounds for Regime 2 and Regime 3 may be quite subtle.

- (1) **It is possible to find configurations $K(n, r)$ with $\lceil \frac{n}{2} \rceil < r < \lceil \frac{n}{\sqrt{3}} \rceil + 1$ that can terminate in $Az(n)$.** Consider the case $n = 8$; the only ball contained in the region between Regimes 2 and 3 is $K(8, 5)$. First observe that $\text{weight}(K(8, 5)) = \text{weight}(Az(8))$. For this initial configuration, there is a sequence of firing moves that terminate at $Az(8)$.
- (2) **It is possible to find configurations $K(n, r)$ with $\lceil \frac{n}{2} \rceil < r < \lceil \frac{n}{\sqrt{3}} \rceil + 1$ that cannot terminate in $Az(n)$.** Consider the case $n = 4$; the only ball contained in the region between Regimes 2 and 3 is $K(4, 3)$. As one can see from the table above, $\text{weight}(K(4, 3)) > \text{weight}(Az(4))$. So, it is not possible for $K(4, 3)$ to terminate at $Az(4)$.
- (3) **It is possible to find configurations within $K(n, r)$ that can terminate in $Az(n)$, even if $K(n, r)$ cannot.** Suppose that $n = 4$. Consider the configuration K on the left in the figure on the following page, which is contained in $K(4, 3)$:

Note that $\text{weight}(K) = \text{weight}(Az(4))$. For this initial configuration K , one can find a sequence of firing moves that terminate at the Aztec diamond.

- (4) **It is possible to find a configuration K with $\text{weight}(K) = \text{weight}(Az(n))$ that cannot terminate in $Az(n)$.** Again, take $n = 4$ and consider the configuration on the right in the figure above. This configuration *cannot* terminate in $Az(4)$.

REFERENCES

- [1] Anders Björner, László Lovász, and Peter W. Shor. Chip-firing games on graphs. *European J. Combin.*, 12(4):283–291, 1991.
- [2] Art M. Duval, Caroline J. Klivans, and Jeremy L. Martin. Critical groups of simplicial complexes. *Ann. Comb.*, 17(1):53–70, 2013.
- [3] Pedro Felzenszwalb and Caroline Klivans. Flow-firing processes. *Journal of Combinatorial Theory, Series A*, 177:105308, 2021.
- [4] Pavel Galashin, Sam Hopkins, Thomas McConville, and Alexander Postnikov. Root system chip-firing i: interval-firing. *Mathematische Zeitschrift*, 292(3):1337–1385, 2019.
- [5] Pavel Galashin, Sam Hopkins, Thomas McConville, and Alexander Postnikov. Root System Chip-Firing II: Central-Firing. *International Mathematics Research Notices*, 2021(13):10037–10072, 06 2019.

- [6] Sam Hopkins, Thomas McConville, and James Propp. Sorting via chip-firing. *Electron. J. Combin.*, 24(3):Paper No. 3.13, 20, 2017.
- [7] Caroline Klivans and Patrick Liscio. Confluence in labeled chip-firing. *Journal of Combinatorial Theory, Series A*, 186:105542, 2022.
- [8] Caroline Klivans and Patrick Liscio. Move and configuration posets. *Arxiv preprint*, 2022.
- [9] Caroline J. Klivans. *The mathematics of chip-firing*. Discrete Mathematics and its Applications (Boca Raton). CRC Press, Boca Raton, FL, 2019.