

Age of Information of CSMA/CA Based Wireless Networks

Liang Li¹, Yunquan Dong^{1,2}, *Member, IEEE*, Chengsheng Pan¹ and Pingyi Fan³, *Senior Member, IEEE*

¹School of Electronic & Information Engineering, Nanjing University of Information Science & Technology, Nanjing, China

²National Mobile Communications Research Laboratory, Southeast University, Nanjing, China

³Beijing National Research Center for Information Science and Technology (BNRist), Beijing, China

Department of Electronic Engineering, Tsinghua University, Beijing, China

{liangli, yunquandong, 003150}@nuist.edu.cn, fpy@tsinghua.edu.cn

Abstract—We consider a wireless network where N nodes compete for a shared channel over the CSMA/CA protocol to deliver observed updates to a common remote monitor. For this network, we rate the information freshness of the CSMA/CA based network using the age of information (AoI). Different from previous work, the network we consider is unsaturated. To theoretically analyze the transmission behavior of the CSMA/CA based network, we, therefore, develop an equivalent and tractable Markov transmission model. Based on this newly developed model, the transmission probability, collision probability and average AoI of the network are obtained. Our numerical results show that as the packet rate and the number of nodes increase, both the transmission probability and collision probability are increasing; the average AoI first decreases and then increases as the packet rate increases and increases with the number of nodes.

Index Terms—Age of Information, CSMA/CA protocol, equivalent transmission model, timely status updates.

I. INTRODUCTION

With the rapidly developing of Internet-of-Things (IoT) technology and the continuous advancement of Industry 4.0 systems, there are strict timeliness requirements for the increasing number of real-applications. Traditional metrics like throughput and latency are no longer applicable, and thus a novel timeliness metric named the age of information (AoI) was first put forward in [1]. Since then, the AoI, which is described as the difference between the current epoch and the generation epoch of the newest reception packet [2], has been extensively researched. First, there are some works that have concentrated on studying the average AoI in several queueing models like M/M/1, M/D/1, and D/M/1 [2]. Moreover, AoI under various strategies like the LCFS strategy, the LGFS strategy, and so on [3] [4] were also investigated.

Due to the constrained spectrum resources of wireless networks, congestions are caused when massive wireless IoT devices access a common channel simultaneously. This would result in a remote monitor not receiving valuable update

information in time and wasting limited channel resources. Thus, it is crucial that massive wireless IoT devices using suitable access protocols over a shared channel, in a timely and efficient manner, send their updating information [8], [9]. In addition, in most practical networks, using fixed multiple access strategies, such as TDMA and FDMA, cannot meet the strict timeliness requirements of real-time applications since IoT devices may work intermittently. Therefore, random multiple access strategies, e.g., CSMA/CA and so on, are more practical for IoT networks and Industry 4.0 systems [10], [11].

Traditional performance metric like throughput has been investigated in the networks employing CSMA/CA, e.g., [5] and [6]. Specifically, G.Bianchi established a Markov chain transmission model for the CSMA/CA based saturated network (i.e., all nodes, in the network, always have packets.) to facilitate the analysis of network throughput [5]. Afterwards, Duffy et al. extended the Markov chain proposed by G. Bianchi to the unsaturated network and the results showed that the newly developed model can be extensively used in traffic areas [6].

The novel performance metric AoI of the networks based on the CSMA/CA was also studied. For instance, the average AoI was first studied in [1] for the CSMA/CA based a vehicular network through simulations. Motivated by this work, the authors analyzed the AoI of the network employing the CSMA/CA protocol in the case of no collisions occurring, using the stochastic hybrid systems method [12]. The average AoI of a network based on CSMA/CA with large collision probabilities was also investigated in [13].

In this paper, we shall rate the timeliness of an unsaturated wireless network via the AoI. To be specific, all nodes share a common channel by the CSMA/CA protocol to deliver their observed updates to a remote monitor and do not always have packets arriving, as shown in Fig. 1.

With respect to this wireless network employing the CSMA/CA, we shall build a tractable Markov transmission model to analyze the transfer process. Moreover, the average AoI of the network based on CSMA/CA is also explicitly presented in a closed form. Our numerical results show that both the transmission probability and collision probability increase with the population of nodes and packet rate; as

The work of Y. Dong was supported by the National Natural Science Foundation of China (NSFC) under Grant 62071237 and 61931004, the open research fund of National Mobile Communications Research Laboratory, Southeast University, under grant No.2020D09. The work of P. Fan was supported by the National Key R&D Program of China under grant No.2021YFA1000504.

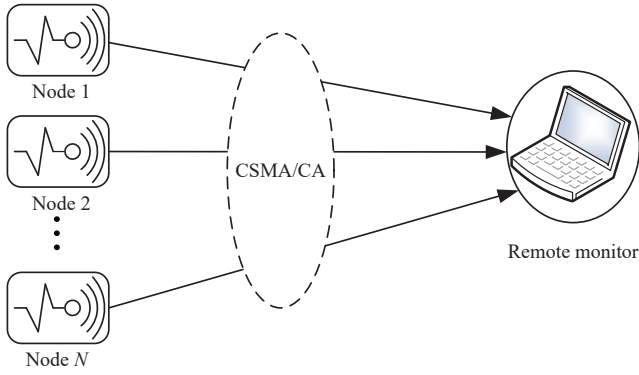


Fig. 1. The CSMA/CA based wireless network.

packet rate increases, the average AoI is decreasing first and then increasing; the average AoI is increasing with the population of nodes.

We summarize the remaining organization of this paper as follows. In Section II, the CSMA/CA based wireless model is presented. As shown in Section III, we develop a universal Markov transmission model for the network using CSMA/CA to analyze the transmission behavior and derive the service rate of the network. We also explicitly give the average AoI in a closed form. Finally, we show numerical results and conclusions in Section IV and V, respectively.

II. SYSTEM MODEL

As shown in Fig. 1, we focus on a wireless network composed of N independent source nodes of identical characteristics and a remote public monitor, where every node generates packets following a Bernoulli process at rate p . In particular, all the nodes compete for a shared channel over the CSMA/CA protocol. It is assumed that time is slotted and only one slot is required for the transmission of each packet.

In the CSMA/CA protocol, every node must wait for a back-off time t slots before trying to send a packet. The back-off counter records its corresponding back-off time t . Note that t is chosen from zero to w_s , in which we denote $w_s = 2^s w_0$ as the competition window, s is the number of unsuccessful back-off stage and can be infinite (i.e., $s = 0, 1, \dots$). t would be reduced by one in each slot in case of no collision occurring. Otherwise, it keeps unchanged. A node will try to send its head-of-line packet if the back-off counter is zero. If a transmission is successful, the node starts the back-off process of a new packet by resetting its back-off stage s to zero and a random back-off counter. If a collision occurs, the node enters the next back-off stage by doubling the contention window and a random back-off counters.

We evaluate the timeliness of the CAMA/CA based network via the AoI. The AoI is the difference between the current slot m and the generation slot $U_n(m)$ of the newest successful reception packet. Thus, the AoI is mathematically represented as

$$\Delta_n(m) = m - U_n(m). \quad (1)$$

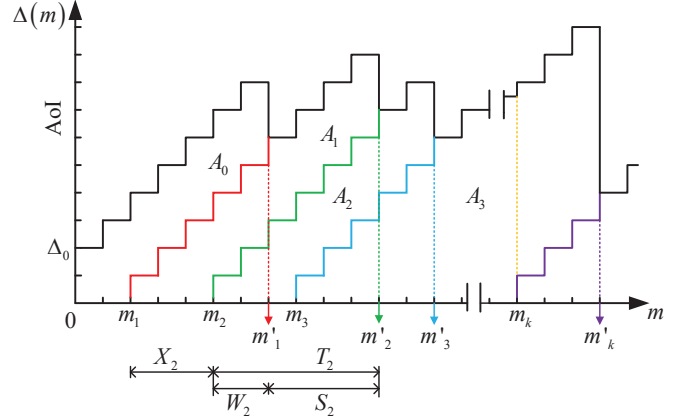


Fig. 2. A sample paths of AoI.

Fig. 2 describes a sample path of the AoI. We denote the arrival of packet k as m_k , denote the reception of the packet as m'_k , denote the arrival time of two neighboring packets as inter-arrival time X_k , denote the waiting time and service time of packet k , respectively, as W_k and S_k . From Fig. 2, we can represent the system time of packet k as $T_k = W_k + S_k$.

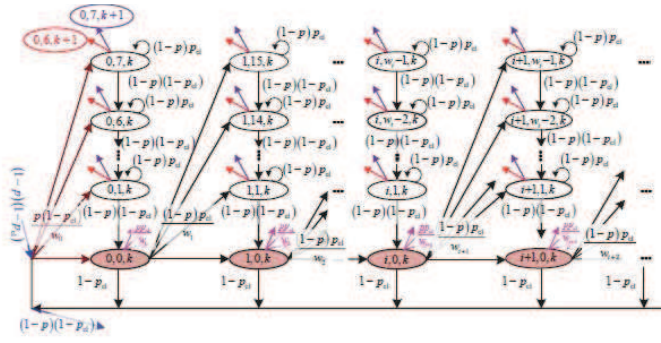
III. TRANSMISSION BEHAVIOR AND AVERAGE AOI OF CSMA/CA BASED NETWORK

In this section, we first build an equivalent and universal Markov transmission model for this network. Second, according to this newly developed Markov model, the transmission probability, collision probability, and service rate are obtained. After that, we explicitly give the average AoI of the network in a closed form.

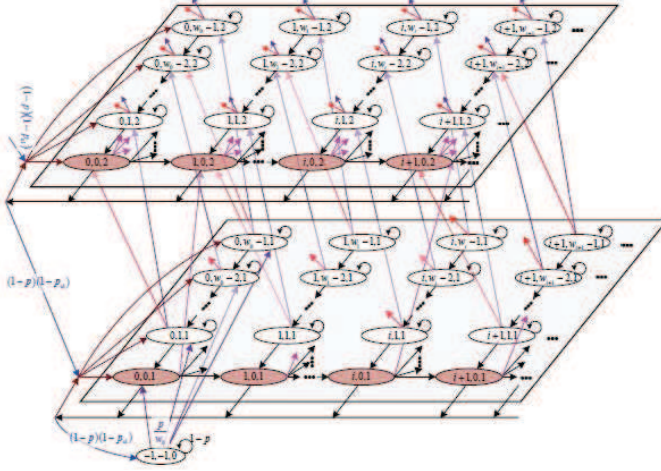
A. Equivalent and Universal Transmission Model

In this subsection, to facilitate the analysis of the transmission behavior of the CSMA/CA based network, based on the collision probability p_{cl} and transmission probability p_{tx} , we develop an equivalent and universal Markov transmission model. In particular, p_{cl} is probability that two or more nodes deliver their packets in the same slot; p_{tx} is probability that a node attempts to transmit a packet when its corresponding back-off counter is zero. Unlike [5], in this paper, we shall study an unsaturated network, i.e., the buffer of all nodes is not always non-empty. To this end, we model a three-dimensional process (s, t, c) as a Markov chain with the number s of unsuccessful back-offs, the back-off counter t of a node, and the number c of packets in the cache as the state of the node. In particular, it is said that a node is in the idle state $(-1, -1, 0)$ if its buffer is empty, i.e., $c = 0$.

As shown in Fig. 3, we present the state transition diagram of the three-dimensional Markov chain, where Fig. 3(a) describes the state transition diagram of the Markov chain when



(a) Transition diagram for each node buffer size $c = k \geq 1$.



(b) Transition diagram of the three-dimensional Markov chain.

Fig. 3. Three dimensional transition diagram for a node state (s, t, c) .

the buffer is non-empty (i.e., $c = k \geq 1$), and its corresponding transition probabilities are denoted as

$$\begin{cases} \Pr \{i, j, k | i, j, k\} = (1-p)p_{cl} \\ \Pr \{i, j-1, k | i, j, k\} = (1-p)(1-p_{cl}) \\ \Pr \{0, j, k | i, 0, k\} = \frac{p(1-p_{cl})}{w_0} \\ \Pr \{i+1, j, k | i, 0, k\} = \frac{(1-p)p_{cl}}{w_{i+1}} \end{cases} \quad (2)$$

in which p is the packet rate of each node, $j \in (1, w_i - 1)$, $i = 0, 1, \dots$.

In (2), the first and second equations describe the cases that when no packet is generated, the back-off counter will be frozen if a collision is sensed and will be reduced by one if no collision occurs. The remaining equations account for the case where the back-off counter returns to zero. If a node delivers its packet without collisions (a packet is removed) and a new packet arrives in the slot (this new packet is pushed into the buffer), the node will start a new back-off process in the same layer. If a collision is detected and no packet arrives, the node will enter the next back-off stage with a random back-off counter.

Fig. 3(b) shows the state transition diagram when the node buffer changes and its corresponding transition probabilities are given by

$$\begin{cases} \Pr \{-1, -1, 0 | -1, -1, 0\} = 1-p \\ \Pr \{0, j, 1 | -1, -1, 0\} = \frac{p}{w_0} \\ \Pr \{-1, -1, 0 | i, 0, 1\} = (1-p)(1-p_{cl}) \\ \Pr \{0, j, k | i, 0, k\} = \frac{(1-p)(1-p_{cl})}{w_0} \quad k \geq 2 \\ \Pr \{i+1, j, k+1 | i, 0, k\} = \frac{pp_{cl}}{w_{i+1}} \quad k \geq 1 \\ \Pr \{i, j, k+1 | i, j, k\} = pp_{cl} \quad k \geq 1 \\ \Pr \{i, j-1, k+1 | i, j, k\} = p(1-p_{cl}) \quad k \geq 1. \end{cases} \quad (3)$$

In (3), the first equation describes the fact that a node is in the idle state. The second equation explains the situation that a node generates a packet and will transit to the zeroth back-off stage with a random back-off counter. The third equation describes the case when a node successfully delivers its only ($k = 1$) packet and no new packet arrives. Likewise, the fourth equation accounts for the situation that a node successfully delivers its head-of-line packet ($k \geq 2$) and no new packet arrives. In this case, the back-off process of the followed packet restarts from the next layer. The fifth equation characterizes the case when the back-off counter returns to zero and a collision is sensed as well as a new packet arrives. Thus, the state will transit to the next stage in the above layer. Finally, the back-off counter is non-zero and the node gets a new packet, as shown in the sixth and seventh equations.

We denote the stationary distribution of the Markov chain as $b_{i,j,k} = \lim_{m \rightarrow \infty} \Pr \{(s, t, c) = (i, j, k)\}$, $b_{i,j,*} = \sum_{k=1}^{\infty} b_{i,j,k}$, and the service rate of the network using the CSMA/CA protocol as μ . In particular, the stationary distribution \mathbf{b} is given by the below proposition.

Proposition 1. Given a packet rate p and collision probability p_{cl} , we can get the \mathbf{b}

$$b_{0,0,*} = p, \quad (4)$$

$$b_{i,0,*} = pp_{cl}^i, \quad (5)$$

$$b_{i,j,*} = \frac{p(w_i - i)p_{cl}^i}{w_i(1-p_{cl})}, \quad (6)$$

$$b_{idle} = 1 - \frac{p(4p_{cl}^2 - (w_0 + 4)p_{cl} + w_0 + 1)}{2(1-p_{cl})^2(1-2p_{cl})}, \quad (7)$$

in which $i \geq 1$, $0 \leq j \leq w_i - 1$, and $w_i = 2^i w_0$. Moreover, the idle probability is given by

$$p_{idle} = 1 - \frac{p(4p_{cl}^2 - (w_0 + 4)p_{cl} + w_0 + 1)}{2(1-p_{cl})^2(1-2p_{cl})}. \quad (8)$$

Proof. See Appendix A. ■

According to Proposition 1, the transmission probability p_{tx} and collision probability p_{cl} are presented by the below theorem.

Theorem 1. Given the packet rate p and stationary distribution \mathbf{b} of the Markov chain, p_{tx} and p_{cl} are given by

$$p_{\text{tx}} = \frac{p}{1 - p_{\text{cl}}} \quad (9)$$

$$p_{\text{cl}} = 1 - (1 - p_{\text{tx}})^{N-1}, \quad (10)$$

in which N is the number of nodes.

Proof. See Appendix B. ■

By combining (9) and (10), p_{tx} can be obtained with the Newton's iteration method. After that, p_{cl} (cf.(10)) and p_{idle} (cf.(8)) can also be obtained.

Note that the probability for a node to deliver a packet successfully in each slot is expressed as

$$p_s = p_{\text{tx}} (1 - p_{\text{cl}}) = p. \quad (11)$$

Therefore, the service rate can be acquired

$$\mu = \frac{p}{1 - p_{\text{idle}}}. \quad (12)$$

We represent the time that a node delivers a packet successfully as the service time S_k and model S_k as a geometrically distributed random variable with a mean of $1/\mu$. Thus, we have

$$\Pr \{S_k = j\} = \mu(1 - \mu)^{j-1}, j = 1, 2, \dots \quad (13)$$

The expression (13) can be explained as follows. In each slot of the transmission, the service would be completed with probability μ at the end of that slot and would be continued in the next slot with probability $1 - \mu$.

Remark 1. To obtain the maximum packet rate p_{max} and number N_{max} of nodes of network, we set $p \rightarrow \mu$, thus we approximately have $p_{\text{idle}} = 0$ from (12).

- For a fixed N , according to p_{idle} (cf. (8)) and by substituting (10) into (8), we have

$$\frac{p_{\text{tx}} (4p_{\text{cl}}^2 - (w_0 + 4)p_{\text{cl}} + w_0 + 1)}{2(1 - p_{\text{tx}})^{N-1} (1 - 2p_{\text{cl}})} = 1, \quad (14)$$

where $p_{\text{cl}} = 1 - (1 - p_{\text{tx}})^{N-1}$. Specifically, we can get the real solution $\overline{p_{\text{tx}}}$ of p_{tx} from (14). By combining (10) to (9), and replacing p_{tx} with $\overline{p_{\text{tx}}}$, we have

$$p_{\text{max}} = \overline{p_{\text{tx}}} (1 - \overline{p_{\text{cl}}})^{N-1}. \quad (15)$$

- Likewise, given p and based on $p_{\text{idle}} = 0$, we can obtain the real solution $\overline{p_{\text{cl}}}$ of p_{cl} (cf. (8)). Therefore, N_{max} can be expressed as

$$N_{\text{max}} = \lfloor \frac{\ln(1 - \overline{p_{\text{cl}}})}{\ln(1 - \overline{p_{\text{tx}}})} + 1 \rfloor, \quad (16)$$

where $\lfloor x \rfloor$ denotes the largest integer not exceeding x .

B. Average AoI of the Network

For each node, the packets generated are a Bernoulli process with parameter p and service time S_k is the geometric distribution (cf.(13)), therefore, the queueing process at each

node would be a Geom/Geom/1 queue. Under this model, the probability generating function (PGF) of the system time of a packet is presented by the below lemma.

Lemma 1. Given $p < \mu$, the PGF of the system time is given by

$$G_T(z) = \frac{\beta z}{1 - (1 - \beta)z}, \quad \beta = \frac{\mu - p}{1 - p}. \quad (17)$$

Proof. A detailed proof can be found in [14, Chap. 3.1.2]. ■

Further, the average AoI is presented by the below theorem.

Theorem 2. Given the packet rate p , the average AoI of the network can be represented as

$$\bar{\Delta} = \frac{1}{p} + \frac{p}{\mu} + \frac{1 - p}{\mu - p} - \frac{p}{\mu^2}. \quad (18)$$

Proof. See Appendix C. ■

By Theorem 2, the average AoI of the CSMA/CA based network can be acquired, where the service rate μ is given by (12).

IV. NUMERICAL RESULTS

In this section, we research the average AoI through the numerical results. We set $w_0 = 8$.

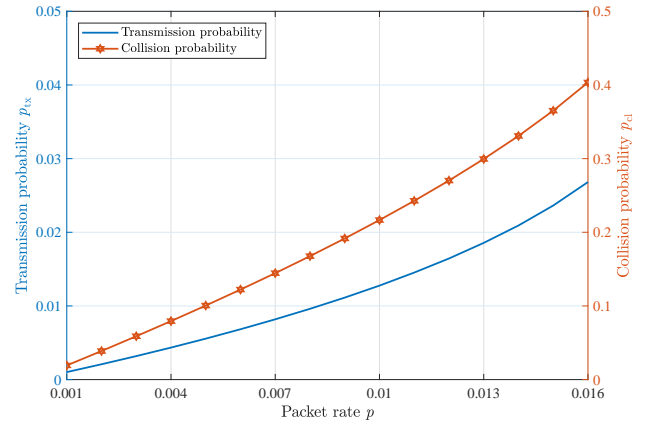


Fig. 4. p_{tx} and p_{cl} versus p ($N = 20$)

As shown in Figs. 4 and 5, we present both the transmission probability p_{tx} and collision probability p_{cl} as functions of packet rate p and the number N of nodes. First, we observe that p_{tx} increases with both p and N . This is because p increasing leads to a larger probability of non-empty buffer, which further leads to a larger p_{tx} . Likewise, an increase in N results in more attempts of transmission and thus a larger p_{tx} . Moreover, we see also that p_{cl} increases with both p and N . This is because as p and N increase, there will be more competitions in the transmissions.

In Fig. 6, we show how the packet rate p and number N of nodes affect the average AoI. First, we see that the average AoI is decreasing first and then increasing with p increasing. In particular, when p is relatively small or large, the average

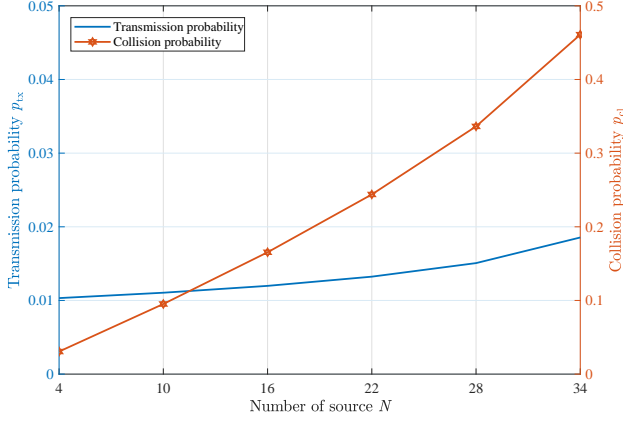


Fig. 5. p_{tx} and p_{cl} versus N ($p = 0.01$)

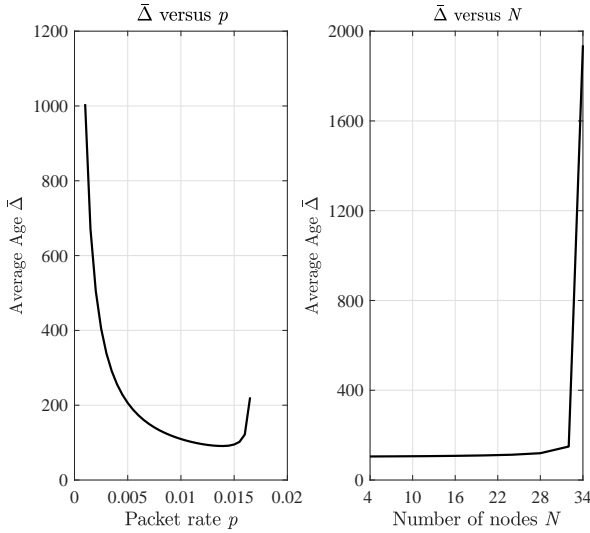


Fig. 6. Change in the average AoI

AoIs are quite large. The main reason for this result is that the new updates waiting times are longer when p is small, as well as when p is large the frequency of collisions becomes higher, thus the service is longer. Second, we also see that as N increases, the average AoI is increasing. This is a consequence of the collision frequency and service time becoming larger with N growth.

V. CONCLUSION

In this paper, the timeliness of wireless network based on CSMA/CA has been investigated. Particularly, we are interested in how the average AoIs vary with the packet rate and the number of nodes. We showed that the average AoI would be larger when a packet rate is relatively small or large and average AoI increases with the number of nodes. With respect to this study, we considered that it takes exactly one slot for the transmission of each packet. The case where more transmission slots are required each packet would be inves-

tigated in future work. Moreover, we shall further study the mixed use of fixed and random multiple access technologies.

APPENDIX

A. Proof of Proposition 1

Proof. First, given $p < \mu$, in the zeroth back-off stage, we know that the back-off counter will definitely reaches zero eventually and stay at state $(0, 0, k)$ for some $k \geq 1$ for exactly one slot. Thus, we have $b_{0,0,*} = p$.

Second, if a collision occur, a state will transfer from the $(i, 0, *)$ to the $(i+1)$ -th back-off stage. At this time, the state returns and remains at $(i+1, 0)$ for exactly one slot, and thus we have

$$b_{i,0,*}p_{cl} = b_{i+1,0,*}, \quad i \geq 0. \quad (19)$$

Further, we have

$$b_{i,0,*} = p_{cl}^i b_{0,0,*} = pp_{cl}^i, \quad i \geq 0. \quad (20)$$

It is easy to prove (20) by the dynamic equilibrium property of stationary Markov chains. To this end, we shall divide the state space into the states (i', j, k) with $i' \leq i$ and the states (i'', j, k) with $i'' \geq i$. Since the total transition probabilities of the left-to-right part and the right-to-left part are equal, thus we have

$$\begin{aligned} b_{i,0,*}p_{cl} &= \sum_{i''=i+1}^{\infty} b_{i'',0,*}(1-p_{cl}) \\ &= b_{i+1,0,*}(1-p_{cl}) + \sum_{i''=i+2}^{\infty} b_{i'',0,*}(1-p_{cl}), \end{aligned} \quad (21)$$

which yields

$$b_{i+1,0,*}p_{cl} = \sum_{i''=i+2}^{\infty} b_{i'',0,*}(1-p_{cl}). \quad (22)$$

By substituting (22) into (21), (19) can be obtained. We denote the initial back-off counter of the i -th back-off stage as J and have

$$\Pr\{J \geq j\} = \frac{w_i - j}{w_i}, \quad 0 \leq j \leq w_i - 1. \quad (23)$$

Note that a node has a chance to stay in state $(i, j, *)$ as long as the initial back-off counter J is no less than j . When the back-off counter has been reduced to j , the expected sojourn time for this state could be denoted as

$$\bar{L} = \sum_{l=1}^{\infty} l(1-p_{cl})p_{cl}^{l-1} = \frac{1}{1-p_{cl}}. \quad (24)$$

Afterwards, the state eventually transits to $(i, 0, *)$ and stay for only one slot. Thus, the stationary probability that a node is in state $(i, j, *)$ is represented by

$$b_{i,j,*} = \bar{L} \Pr\{J \geq j\} b_{i,0,*} = \frac{p(w_i - j)p_{cl}^i}{w_i(1-p_{cl})}, \quad (25)$$

in which $i \geq 0$, $0 \leq j \leq w_i - 1$, and (20) is used. Moreover, (25) can also be proved by applying the dynamic equilibrium equation to the Markov chain.

Finally, by the normalized condition of the stationary distribution, we have

$$\begin{aligned} b_{\text{idle}} &= b_{-1,-1,0} = 1 - \sum_{i=0}^{\infty} b_{i,0,*} - \sum_{i=0}^{\infty} \sum_{j=1}^{w_i-1} b_{i,j,*} \\ &= 1 - \frac{p(4p_{\text{cl}}^2 - (w_0 + 4)p_{\text{cl}} + w_0 + 1)}{2(1 - p_{\text{cl}})^2(1 - 2p_{\text{cl}})}. \end{aligned} \quad (26)$$

This finishes the proof of Proposition 1. \blacksquare

B. Proof of Theorem 1

Proof. Based on Proposition 1 and the fact that a node attempts to deliver a packet every time when its back-off counter is zero. Thus, the transmission probability is the total probability that a node is in a state $(i, 0, k)$, for $i \geq 0, k \geq 1$ and we have

$$p_{\text{tx}} = \sum_{i=0}^{\infty} b_{i,0,*} = \sum_{i=0}^{\infty} p_{\text{cl}}^i b_{0,0,*} = \frac{p}{1 - p_{\text{cl}}}. \quad (27)$$

The collision probability is the conditional probability that a reference node transmits its packets while one or more of the remaining $N - 1$ nodes send their packets at the same time. Thus, p_{cl} is denoted as

$$p_{\text{cl}} = 1 - (1 - p_{\text{tx}})^{N-1}. \quad (28)$$

This finishes the proof of Theorem 1. \blacksquare

C. Proof of Theorem 2

Proof. Consider a period of M slots, in which the monitor receive successfully K packets. By dividing the area of Fig. 2 into a series of triangular-like A_0, A_1, \dots , thus the average AoI is denoted as

$$\begin{aligned} \bar{\Delta} &= \lim_{M \rightarrow \infty} \frac{k-1}{M} \frac{1}{k-1} \sum_{k=1}^K A_k \\ &= p \mathbb{E}[A_k] \end{aligned} \quad (29)$$

where $p = \lim_{M \rightarrow \infty} K/M$ is the packet rate. Moreover,

$$\mathbb{E}[A_k] = \frac{1}{2} \mathbb{E}[X_k^2] + \frac{1}{2} \mathbb{E}[X_k] + \mathbb{E}[X_k T_k]. \quad (30)$$

Since the packets generated are a Bernoulli process with rate p and inter-arrival time X_k would be a geometrically distributed random variable with a mean of $1/p$. Thus, we can get

$$\mathbb{E}[X_k] = \frac{1}{p}, \quad \mathbb{E}[X_k^2] = \frac{2-p}{p^2}. \quad (31)$$

To derive $\mathbb{E}[X_k T_k] = \mathbb{E}[X_k W_k] + \mathbb{E}[X_k] \mathbb{E}[S_k]$, we introduce the auxiliary function $H(z)$ as follows(cf. [15])

$$\begin{aligned} H(z) &= \sum_{j=1}^{\infty} z^j \Pr\{X_k = j\} \sum_{i=0}^{\infty} \Pr\{T_{k-1} > j + i\} \\ &= \frac{(1-\beta)pz}{\beta(1 - (1-\beta)(1-p)z)}, \end{aligned} \quad (32)$$

where $\Pr\{T_{k-1} > i\} = (1-\beta)^i$. Moreover,

$$\begin{aligned} \mathbb{E}[X_k W_k] &= \sum_{j=1}^{\infty} j \Pr\{X_k = j\} \sum_{i=0}^{\infty} \Pr\{\max(0, T_{k-1} - j) > i\} \\ &= \sum_{j=1}^{\infty} j \Pr\{X_k = j\} \sum_{i=0}^{\infty} \Pr\{T_{k-1} > j + i\} \\ &= \lim_{z \rightarrow 1^-} (H(z))' = \frac{p(1-\beta)}{\beta(1 - (1-p)(1-\beta))^2}. \end{aligned} \quad (33)$$

According to (29) to (33), the average AoI given in (18) can be obtained. Thus, the proof of Theorem 2 has been finished. \blacksquare

REFERENCES

- [1] S. Kaul, M. Gruteser, V. Rai and J. Kenney, "Minimizing age of information in vehicular networks," in *Proc. 8th Annu. IEEE Commun. Soc. Conf. Sensor, Mesh, Ad Hoc Commun. Netw. (SECON)*, Salt Lake, Utah, USA, Jun. 2011, pp. 350-358.
- [2] S. Kaul, R. Yates, and M. Gruteser, "Real-time status: How often should one update?," in *Proc. IEEE Int. Conf. Commun. (INFOCOM)*, Orlando, FL, USA, Mar. 2012, pp. 2731-2735.
- [3] S. K. Kaul, R. D. Yates, and M. Gruteser, "Status updates through queues," in *Proc. 46th Annu. Conf. Inf. Sci. Syst. (CISS)*, Princeton, NJ, USA, Mar. 2012, pp. 1-6.
- [4] A. M. Bedewy, Y. Sun and N. B. Shroff, "Optimizing data freshness, throughput, and delay in multi-server information-update systems," in *Proc. IEEE Int. Symp. Inf. Theory (ISIT)*, Barcelona, Spain, Jul. 2016, pp. 2569-2573.
- [5] G. Bianchi, "Performance analysis of the IEEE 802.11 distributed coordination function," *IEEE J. Sel. Areas in Commun.*, vol. 18, no. 2, pp. 535-547, Mar. 2000.
- [6] K. Duffy, D. Malone and D. J. Leith, "Modeling the 802.11 distributed coordination function in non-saturated conditions," *IEEE Commun. Lett.*, vol. 9, no. 8, pp. 715-717, Aug. 2005.
- [7] A. Maatouk, M. Assaad and A. Ephremides, "On the Age of Information in a CSMA Environment," *IEEE/ACM Trans. Netw.*, vol. 28, no. 2, pp. 818-831, Apr. 2020.
- [8] Q. Wang, D. Wu, and P. Fan, "Delay-constrained optimal link scheduling in wireless sensor networks," *IEEE Transactions on Vehicular Technology*, vol. 59, no. 9, pp. 4564-4577, Sep. 2010.
- [9] S. Wan, J. Lu, P. Fan, and K. B. Letaief, "To smart city: Public safety network design for emergency," *IEEE access*, vol. 6, pp. 1451-1460, Mar. 2017.
- [10] X. Chen, J. Lu, P. Fan, and K. B. Letaief, "Massive MIMO beamforming with transmit diversity for high mobility wireless communications", vol. 6, pp. 23032-23045, May. 2017.
- [11] Z. Yao, J. Jiang, P. Fan, Z. Cao, and Vok Li, "A neighbor-table-based multipath routing in ad hoc," in *Proc. the 57th IEEE Semiannual Vehicular Technology Conference*, 2003.
- [12] A. Maatouk, M. Assaad and A. Ephremides, "Minimizing The Age of Information in a CSMA Environment," in *Proc. Int. Symp. Modeling and Optimization in Mobile, Ad Hoc, Wireless Networks (WiOPT)*, Avignon, France, pp. 1-8, Jun. 2019.
- [13] M. Moltafet, M. Leinonen and M. Codreanu, "Worst Case Age of Information in Wireless Sensor Networks: A Multi-Access Channel," *IEEE Wireless Commun. Lett.*, vol. 9, no. 3, pp. 321-325, Mar. 2020.
- [14] N. Tian and X. Xu, *Discrete time queuing theory*, Science Press, Beijing, China, 2008.
- [15] Y. Dong, Z. Chen and P. Fan, "Timely Two-Way Data Exchanging in Unilaterally Powered Fog Computing Systems," *IEEE Access*, vol. 7, pp. 21103-21117, 2019.