

Make Every Example Count: On Stability and Utility of Self-Influence for Learning from Noisy NLP Datasets

Irina Bejan and Artem Sokolov and Katja Filippova

Google Research

{irinabejan, artemsok, katjaf}@google.com

Abstract

Increasingly larger datasets have become a standard ingredient to advancing the state of the art in NLP. However, data quality might have already become the bottleneck to unlock further gains. Given the diversity and the sizes of modern datasets, standard data filtering is not straight-forward to apply, because of the multifacetedness of the harmful data and elusiveness of filtering rules that would generalize across multiple tasks. We study the fitness of task-agnostic self-influence scores of training examples for data cleaning, analyze their efficacy in capturing naturally occurring outliers, and investigate to what extent self-influence based data cleaning can improve downstream performance in machine translation, question answering and text classification, building up on recent approaches to self-influence calculation and automated curriculum learning.

1 Introduction

Deep learning on increasingly larger and diverse data sources brought impressive advances in natural language processing (NLP), however, data quality might have become the major bottleneck to unlock further gains (Kumar et al., 2020). NLP data is usually acquired via large-scale weakly-labeled data scraping or crowd-sourcing labels from non-expert human annotators, which are both error-prone (Frénay and Verleysen, 2014; Bowman and Dahl, 2021). At the same time, mislabeled or ambiguous training data is also known to hurt models’ performance through overfitting or memorization in overparameterized networks (Zhang et al., 2016). Finally, not all data is equally easy to learn and overly complex instances may hinder learning as well. All of those cases, – label noise, out-of-distribution, ambiguous or difficult-to-learn examples, – can be covered by an umbrella term *outliers* to highlight the fact that such an instance is harmful to learning and to downstream performance.

Cleaning training data by filtering out harmful instances is a standard approach that has led to improvements in the past (Khayrallah and Koehn, 2018; Peskov et al., 2019), but it has two problems. First, defining what is harmful in a task-agnostic way is hard and so, until recently, mostly task-dependent heuristics have been employed (Wang et al., 2018; Junczys-Dowmunt, 2018; Liu et al., 2018). More principled approaches attempt to formally define an influence of a training instance via the concept of influence functions (IFs) (Cook and Weisberg, 1980), which quantify the effect on the loss on a test point when removing an individual training point. For example, Koh and Liang (2017) used access to gradients and the Hessian of the loss to approximate the loss change at point z that would occur had a training point x been infinitesimally upweighted in the training set. IFs have been used for interpretability and debugging of machine learning models (Koh and Liang, 2017; Han et al., 2020a), data poisoning attacks (Koh et al., 2018) and detecting dataset errors (Kong et al., 2022; Schioppa et al., 2021). In these works, it has been conjectured and empirically tested that filtering highly self-influential ($z = x$) points, i.e., the ones that would cause a large loss delta on themselves (i.e. they are “unsupported” by other data points and need to be memorized), does lead to improvements in downstream metrics in synthetic and real scenarios.

These improvements, however, contrast with the observations that IFs are sensitive to model and training hyperparameters in the general, $z \neq x$, case (Basu et al., 2020; K and Søgaard, 2021), due to violation of the convexity assumption by IFs in deep learning: For a number of CNN-based architectures, Basu et al. (2020) showed that depth and width of the network, its architecture, training regularization and the stochastic approximations inside IF have strong effects on the IF accuracy and stability (measured on retrieved influential x s for

a fixed z), which are aggravated with the network size. K and Søgaard (2021) further found that IFs are sensitive to the parameter initialization, ordering of the training data and batch size. Both papers thus doubted that influence scores of training instances would be reliable for practical purposes, and that retraining after removing or fixing the flagged instances would lead to improvements.

The second problem, – which affects the self-influence based filtering too, – is that it is not straight-forward to come up with a filtering rule that would generalize across multiple tasks. Most scalar-based filtering schemes (incl. self-influence) prescribe setting a threshold cut-off value to delineate outliers from the rest data. This may be reasonable for datasets where the to-be-filtered data portion has no apparent signal, however, in more realistic scenarios most of data is at least somewhat useful even if it is an outlier. Applying threshold filtering in such situation may lead to performance decrease as a portion of useful signal will be inevitably lost.

In this paper, we study the stability of *self*-influence scores, which are task-agnostic and, if stable, would be an attractive candidate to serve as the data cleaning pipeline foundation; unlike general influence, the stability of self-influence has not been covered in detail by previous studies. We further analyze the efficacy of capturing naturally occurring outliers by IFs and investigate to what extent self-influence can improve downstream performance in large NLP tasks with Transformer architectures, building up on recent improvements in IF approximation accuracy and scalability with the Arnoldi iteration Based IFs (ABIF) (Schioppa et al., 2021), and automated curriculum learning (AutoCL) (Kreutzer et al., 2021).

First, we show that, unlike the general ($z \neq x$) influence scores, the self-influence ($z = x$) scores are stable with respect to training and model hyperparameters, and across architecture variations. Next, we illustrate that threshold filtering based on self-influence, although capturing most of synthetic label noise, does not cleanly separate the naturally occurring outliers from the rest of the data, despite providing a partial ordering of data subsets by quality. This makes tuning of the filtering threshold largely ineffective for relatively clean datasets. Finally, we improve upon filtering in a way that does not involve a thresholding score or throwing away data, by relying on the bandit-based AutoCL that

has access to ABIF self-influence scores and to a metric that tracks learning progress.

In more detail, our contributions are:

- **Stability of self-influence scores.** We start by measuring how stable self-influence scores are, since this is a prerequisite for both successful data filtering and data scheduling. To this end, in §5, we study correlation and overlap of data ranked by self-influence scores across different model states, i.e., different final states the training converges to as a function of varying batch size and random seeds of data sampling and IF calculation. We also explore the correlation between model prediction stability (defined below as *model churn*) and sensitivity to architecture changes. We find that the self-influence are stable for a fixed architecture across common training hyperparameters, but care should be exercised in transferring findings between architectures of different capacity.
- **Effectiveness of self-influence scores.** In §6, we employ a suite of different in-distribution and out-of-distribution (o.o.d.) evaluation setups and show that filtering out highly self-influential examples is more effective for the o.o.d. setup. We hypothesize that self-influence capturing general outliers prevents learning systematic noise patterns that would otherwise artificially inflate performance in the in-distribution evaluation setup, making it harder to improve upon with filtering. Furthermore, we investigate what is captured by influence scores using both on natural outliers and synthetic label noise, showing that natural data can be spread among high and low influential samples, thus the common top-X% filtering strategies can be ineffective.
- **Data filtering automation.** Datasets vary heavily in quality and the amount of noise that can be removed using high self-influence scores without hindering performance is generally unknown beforehand; in particular, because high self-influence captures, in addition to outliers and mislabeled examples, under-represented training examples that can significantly improve accuracy (Feldman and Zhang, 2020). Filtering based on fixed percentages (Schioppa et al., 2021) can be costly to tune or inaccurate, while attempts to automate it using abrupt changes at the top of the ranking (Lam et al., 2022) have a low

recall rate. To remedy, in §7 we employ AutoCL to dynamically detect, during training, the harmful and or the useful training data quantiles from the self-influence ranking, and to adjust on-the-fly the ratio of high or low influence examples to train on. This is more general than threshold filtering, which is a particular (static and hard-weighted) case of general (dynamic and soft-weighted) schedules.

2 Methods

Influence functions. An influence function $I(x, z)$, is an approximation to the loss change at the test point z after an infinitesimal upweighting of a training point x (Koh and Liang, 2017),

$$I(x, z) = \langle \nabla_{\Theta} L(z), H^{-1} \nabla_{\Theta} L(x) \rangle, \quad (1)$$

where $\nabla L(x)$ denotes the gradient of the loss function at the training point x and $H = \nabla_{\Theta}^2 L$ is the Hessian of the model at parameters Θ . For deep learning, the Hessian is impractical to compute exactly, so Koh and Liang (2017) proposed an approximate estimation procedure to calculate (1). Recently, Schioppa et al. (2021) proposed a more accurate and stable method that uses Arnoldi iteration to approximate the inverse Hessian in subspaces spanned by H 's largest eigenvalues. This enabled scaling up the computation of influence scores to hundreds of millions of training points and model parameters. We use their released code¹ to compute $I(x, y)$ and we refer to it as Arnoldi-based Influence Function (ABIF).

TracIn (Pruthi et al., 2020) is a gradient-only alternative influence definition that relies on multiple checkpoints to approximate by how much each x 's gradient changes model parameters and in turn the loss at z ; it chains $\nabla L(x)$ and $\nabla L(z)$ over C checkpoints to arrive at the estimate:

$$I_T(x, z) = \frac{1}{C} \sum_{i=1}^C \langle \nabla_{\Theta_i} L(x), \nabla_{\Theta_i} L(z) \rangle. \quad (2)$$

Self-influence and outliers. For both influence definitions, the self-influence of a training point x can be derived from them setting $z = x$. It has been conjectured that high values of self-influence indicate data outliers (Koh and Liang, 2017; Pruthi et al., 2020); intuitively, if removing x deteriorates the loss value on itself, then x should be different

enough from the rest of data so that the prediction on x could not be learned from the rest of the training data and had be memorized. Note that grounding the influence definition in the magnitude of loss delta covers many possible causes for being an outlier, such as an unsystematic mislabeling (i.e., true noise), ambiguity (i.e., multiple possible labels, depending on the information missing from the input), being out-of-distribution, or being a difficult example (for the model) for other reasons.

Automated curriculum learning (AutoCL) covers a range of algorithms, where not only the training data is presented to a neural network in a different order than random sampling, but also where this order is adapted alongside main training based on learning progress (Graves et al., 2017; Kreutzer et al., 2021). This is particularly useful in our situation, as we can learn (via the self-influence scores proxy) to ignore the outlying data samples and prioritize the most helpful ones, without having to choose apriori the percentage of data to filter.

We use the framing of curriculum learning as a multi-armed bandit problem (Graves et al., 2017), where arms represent distinct subsets of the data that are considered bandit actions and are played at each training step t . A bandit learns alongside with the main task which action a^t to play and informs the model, which trains on a uniformly sampled batch from that subset and sends back a scalar reward feedback for this choice: $y^t = Y^t[a^t]$, where Y^t would be the unknown loss vector of all possible actions. The bandit learns over time by minimizing the regret $R = \mathbb{E}[\sum_t y^t] - \min_a \sum_t Y_a^t$ of not having played the best-in-hindsight arm, using the EXP3 and EXP3S algorithms (Auer et al., 2002).

To quantify the learning progress, existing metrics are looking at the loss decrease or the increases in model complexity to compute the reward Graves et al. (2017); among those, in this work, we use the normalized prediction gain (*pgnorm*): $1 - \mathcal{L}(\theta^{t+1})/\mathcal{L}(\theta^t)$ and cosine similarity between the gradient of the training batch and the reward batch. This metric can be evaluated either on a training batch or a development batch. As in (Kreutzer et al., 2021; Kumar et al., 2019), we calculate *pgnorm* rewards on randomly sampled batches from the validation set.

¹github.com/google-research/jax-influence.

Dataset	Task	Noise	Model	Training	Architecture	Params	Train/Dev/Test
Paracrawl	MT	very high	enc-dec	from scratch	Transformer-base	60M	100M/3k/3k
Natural Questions	QA	low	enc-dec	fine-tuning	LongT5-base/large	220M/770M	276k/31k/7.8k
TriviaQA	QA	very low	enc-dec	fine-tuning	LongT5-base	220M	88k/11k/11k
Wikipedia Toxicity	text-class.	high	enc	fine-tuning	BERT-base/T5-base	110M/220M	144k/16k/63k

Table 1: Dataset and model statistics.

3 Tasks and Datasets

Throughout this study, we investigate how self-influence methods perform and generalize across multiple NLP tasks, varying the tasks’ nature, size, noise levels and model architectures: machine translation (Paracrawl), question answering (Natural Questions, TriviaQA) and text classification (Wikipedia Toxicity Subtypes).

MT:Paracrawl. We consider the German-English translation task from the Paracrawl corpus (Bañón et al., 2020), which consists of 100M sentence pairs obtained via web-crawling and contain misaligned sentences, random text fragments, mismatch between entities or other forms of noise. For validation and test set, we took the newstest sets from WMT17 and WMT16 resp., to match the setup of Schioppa et al. (2021), who filtered this corpus with ABIF. We evaluate using BLEU as reported by SacreBLEU (Post, 2018).

QA:Natural Questions. The NQ dataset consists of real queries issued to the Google search engine, alongside Wikipedia fragments that could potentially contain the answer (Kwiatkowski et al., 2019). Each query can have a short answer (incl. empty) and a long-form answer, the latter requiring to predict spans from the fragments. Since we run our NQ experiments with a seq2seq model, we adopt a version of the dataset which only covers short answers from Guo et al. (2022), who split the official training set of 307k samples, to use 90% for training, 10% as the dev set for fine-tuning, and the official dev set of 7,830 samples as the test set. From a data quality perspective, being real user queries, NQ answers are relatively clean but contain a high degree of natural ambiguity, due to variability among annotators. About 33% of NQ answers are debatable (varying expert annotator feedback) and 16% are wrong, meaning the Wikipedia fragment provides no evidence for the ground-truth answer (Kwiatkowski et al., 2019).

QA:TriviaQA. This dataset includes 95k question-answer pairs authored by trivia enthu-

siasts, who gathered evidence documents for answering the question, while the questions are drawn from Wikipedia and Bing search results (Joshi et al., 2017). This is a particularly high quality supervised task, but is still difficult to learn: the input length is on average 10 times longer than in NQ, bringing additional challenges such as complex, compositional questions that require higher cross sentence reasoning. We evaluate both TriviaQA and NQ using the Exact-Match (EM) and F1 scores.

Classification:Wikipedia Toxicity. The dataset contains a collection of 223k human annotated comments that comes from an archive of Wikipedia talk page comments (Wulczyn et al., 2016), out of which 63k are the test set. While the original dataset covers a variety of toxicity subtypes, we only look at binary classification of comments into toxic and non-toxic as in (Ebert et al., 2022), and report accuracy and the F1 score.

4 Models and Influence Functions Setup

We experiment with three different architectures: the standard Transformer-base, two sizes of the state-of-the-art LongT5 architecture for long inputs, and the classic BERT-base model.

4.1 Models

Transformer. For the machine translation task, we implement the standard, 6-layer, Transformer-base architecture (Vaswani et al., 2017) trained for 200k steps with a batch size of 128 using T5X (Roberts et al., 2022) on 16-core TPUv2 and fixed input length of 128 on Paracrawl dataset. For training, we use Adafactor, with a learning rate of 2.0 and the rsqrt decay (Vaswani et al., 2017) of 0.8, a dropout rate of 0.1 and a 32k SentencePiece model.

LongT5. For our QA tasks, we use the LongT5-base and LongT5-large architecture (Guo et al., 2022)² implemented in T5X, using a 32k SentencePiece model, a batch size of 128 and AdaFactor

²github.com/google-research/longt5.

as in the original work. We fine-tune the models on NQ for 261k steps on a 16-core TPUv2 to convergence, with a learning rate of 0.001, dropout rate of 0.1 and a fixed input length of 4,096. We employ the same setup for TriviaQA, except we double the input length, to account for TriviaQA’s much longer contexts than in NQ.

BERT. For the text toxicity classification, we experiment with the BERT-base architecture (Devlin et al., 2019), and fine-tune for 35k steps with early stopping, a batch size of 32, learning rate of 10^{-6} , weight decay of $5 \cdot 10^{-6}$, input length of 128 and a dropout rate of 0.5.

T5. To use our T5X AutoCL implementation, we reframed the toxicity classification task as a seq2seq task in T5 (Raffel et al., 2019) by predicting two tokens: *toxic* and *safe*, treating other output tokens as misclassifications, and report F1 for the toxic class. The T5-base model is trained for 120k steps, with input length of 128, batch size of 64, dropout rate of 0.1, using Adafactor, with a learning rate of 10^{-2} and decay rate of 10^{-1} .

4.2 Self-Influence calculation

ABIF. To trade-off between memory/speed for accuracy, ABIF introduces several hyperparameters that may impact its accuracy, including the choice of layer’s gradients to use, the number of top- \tilde{p} eigenvalues to use, and the number of Arnoldi iterations. We use 30 projectors and 60 iterations for computation for NQ, TriviaQA and Paracrawl self-influence scores, and compare it to 100 projectors and 200 iterations in an ablation.

The question of which layers are more effective for influence functions is still open, with recent work showing particularly good results using the last or few last layers (Han et al., 2020b; Barshan et al., 2020), but also using the first layers (Yeh et al., 2022). Therefore, we experiment with the two IF methods in three variants: *first*, *last* and *all*, where *first* indicates the first two layers of the encoder (and decoder), *last* indicates the last two layers of the encoder (and decoder), while *all* uses all model parameters, and draw a comparison between them. For the Transformer on Paracrawl experiments, *first* and *last* only include the first two encoder layers and the last two decoder layers.

TracIn. We employ TracIn as a baseline for NQ self-influence scoring, and use a fixed projection size of 1,024 and three checkpoints, one from the

beginning of the training (at 60k steps), middle of training (140k) and the final checkpoint (260k). We could not scale TracIn to 100M Paracrawl examples, so we use its version by (Schioppa et al., 2021), who reduce gradient dimensionality to 30 using random Gaussian matrices for the last checkpoint ($C = 1$) at 100k steps.

5 Stability of Self-Influence

In this section, we investigate the stability of self-influence scores with respect to model states, ABIF-specific hyperparameters and model architecture.

We evaluate stability with Spearman rank correlation and the 90th percentile overlap (i.e. overlap between top-10% examples), suggested by K and Søgaard (2021) as an alternative to global correlation since one normally cares only about highly self-influential examples.

It is important to understand whether self-influence ranking, given that it is thought to be predictive of data quality, is an inherent data property or it is mainly rooted in the model configuration. In this regard, we look at the extent to which model stability and self-influence stability are interconnected. K and Søgaard (2021) showed that TracIn was significantly more stable to the changes in batch size and ordering of the data, but still sensitive to initialization. Indeed, as weight initialization has a strong impact on the training stability, which is known to affect Transformer-based models (Devlin et al., 2019; Dodge et al., 2020), we need to quantify instability pertaining to the architecture. To this end, we use the *model churn* metric (Milani Fard et al., 2016), which is the joint expected percentage of errors on a test distribution. For example, if model A is right on 9% of the examples that B gets wrong and model B is right on the 10% of the examples that A gets wrong, the churn is of 19%. While changing weight initialization does not always impact accuracy, it can result in a net zero wins and losses, referred to as unnecessary churn.

5.1 Dependence on model states

We investigate on the NQ dataset if the self-influence scores are sensitive to the model state, i.e., initialization of the model, data ordering or batch size. Previously, K and Søgaard (2021) showed instability of general influence functions with regards to these model states, while here we turn attention to the question of *self*-influence stability, given its foundational role for data filtering.

Layers	Method	LongT5: Natural Questions		Transformer: Paracrawl	
		90th \cap	Spearman	90th \cap	Spearman
<i>first</i>	ABIF	77.78	0.781	40.71	0.727
	TracIn	80.49	0.938	63.47	0.872
<i>last</i>	ABIF	87.67	0.933	51.03	0.726
	TracIn	86.95	0.949	64.83	0.901
<i>all</i>	ABIF	78.03	0.804	44.58	0.771

Table 2: Stability of self-influence estimates to changing model states (batch size, data ordering and model initialization), using ABIF and TracIn compared on LongT5-base trained on NQ, and Transformer trained on Paracrawl.

Setup. We analyze the sensitivity to model state changes on two model architectures/tasks (LongT5-base on NQ and Transformer-base on Paracrawl), following the same method: We fine-tune the models two times, first freezing all hyper-parameters, and the second time, varying the targeted hyperparameters (batch size, data order and model initialization) to analyze the worst-case instability scenario. For both runs, we compute the self-influence scores for the training set using all three variants of ABIF (30 projectors) and TracIn, and pair the two model runs results to compare their stability. We found it too slow to evaluate TracIn when using *all* layers, so only report results obtained with ABIF.

Results. From Table 2, we see that both methods are considerably more stable to changes in the model state, than in (K and Søgaard, 2021), where the maximum 90th percentile overlap was 32.77 for IFs and Spearman correlation below 0.07. Despite that the 90th percentile overlaps for Transformer are lower, we can see the ranking correlation is still high and believe that, because Paracrawl is a very noisy dataset (>90% of it is noise, as we show below), the overlaps are less informative.

The choice of layers has a significant impact on the stability, the last layers being more stable compared to the first layers, which is consistent with previous work (Han et al., 2020b; Barshan et al., 2020) where the last layer also yielded better results. We believe that these results indicate that self-influence is robust enough to be relied on in detecting training outliers.

5.2 Dependence on model architecture

Basu et al. (2020) found that network architecture, in particular its depth and width, impact the accuracy of IFs. Here, we investigate to what extent self-influence is sensitive to a broader set of model changes that affect model capacity and capabilities. In order for self-influence to surface dataset error/outliers, a low degree of instability across such changes would be necessary to avoid misattribution

of self-influence stability to model architecture. We compare the self-influence scores resulted from:

- LongT5-base vs. LongT5-large: we fine-tune both models with the same hyperparameters configuration to analyze the sensitivity of self-influence to model size that increases from 220M to 770M parameters. Given that here the number of ABIF projectors is kept unchanged, which could be suboptimal for LongT5-large, we look at an alternative way of changing capacity in the next bullet point.
- Local vs. Transient-Global attention of LongT5: we fine-tune two LongT5-base models, each with a different attention, yet the same configuration of other hyperparameters, to analyze the sensitivity to increased capability at same model size.

Results. We summarize the results in Table 3. Changing the model capacity (size or attention) has a negative effect on the stability of self-influence scores, with the size hyperparameter affecting it less. With respect to layers, using the *first* or *all* configurations makes self-influence scores more stable to large capacity changes, in comparison to *last* layers, which was more robust to training parameter modifications. We conclude, given the strong correlation between increase in churn and decrease in stability, that model instability is one of the contributors to the self-influence scores’ instability. Importantly, self-influence scores appear to be particular to a model architecture/capacity and should be used with caution across differently-powered models. This is expected, as the architecture and model capacity, unlike training hyperparameters, define the loss landscape and so the loss changes under training data perturbations. In the following, we hence calculate and use self-influence scores for fixed architectures to minimize the chances of running into instabilities.

Model A	Model B	Churn	Layer	90th \cap	Spearman
LongT5-base	LongT5-base		<i>first</i>	77.78	0.781
TGlobal attention	TGlobal attention	8.6%	<i>all</i>	78.03	0.804
$ B =128,$ $seed_{shuf}=0, seed_{init}=0$	$ B =64,$ $seed_{shuf}=43, seed_{init}=43$		<i>last</i>	87.67	0.933
LongT5-base	LongT5-large		<i>first</i>	68.06	0.630
TGlobal attention	TGlobal attention	12.77%	<i>all</i>	67.89	0.621
$ B =128,$ $seed_{shuf}=0, seed_{init}=0$	$ B =128,$ $seed_{shuf}=0, seed_{init}=0$		<i>last</i>	42.00	0.432
LongT5-base	LongT5-base		<i>first</i>	61.19	0.591
TGlobal attention	Local attention	13.54%	<i>all</i>	60.05	0.591
$ B =128,$ $seed_{shuf}=0, seed_{init}=0$	$ B =128,$ $seed_{shuf}=0, seed_{init}=0$		<i>last</i>	41.92	0.292

Table 3: Relation between model stability and its architecture, capacity or training hyperparameters, on the NQ dataset. Bold marks differences between models A and B. The first group of ABIF results is from Table 2.

Layers	90th \cap	Spearman
number of projectors		
<i>first</i>	96.79	0.99
<i>last</i>	96.74	0.99
<i>all</i>	93.90	0.99
initialization		
<i>first</i>	96.21	0.99
<i>last</i>	96.92	0.99
<i>all</i>	97.08	0.99

Table 4: Stability of self-influence estimates with respect to ABIF hyperparameters using LongT5 on NQ.

5.3 ABIF-pertinent instability

Finally, given that ABIF is a newly developed method, we inspect if different choices of hyperparameters for ABIF can contribute to the instability, including layers choice, number of top eigenvalues (30 vs. 100) and the initialization seed, by recomputing the self-influence scores with various configurations using the fixed hyperparameters variant of the LongT5-base fine-tuned earlier.

Results. From Table 4 we can see that contributions that pertain to ABIF itself are not of concern since there are largely unaffected by the different choice of its parameters. The 90th percentile overlap is lower, despite the almost perfect correlation, because the overlap is sensitive to insignificant movements in the vicinity of the cut-off value.

6 Effectiveness of Self-Influence Scores

The impact of filtering highly self-influential examples on the downstream performance, together with the recall of synthetically perturbed training samples by high self-influence has been used to measure the correctness of influence func-

tions (Guo et al., 2020; Schioppa et al., 2021), given that the ground-truth estimate via leave-one-out is unfeasible to compute even for medium-sized models. Previous work was, however, inconsistent in matching the distribution of the downstream evaluation set to that of the training data: Koh and Liang (2017); Kocijan and Bowman (2020) use an in-distribution evaluation sets, while Guo et al. (2020); Schioppa et al. (2021) focus on o.o.d. evaluation. We are interested in whether filtering of highly self-influential examples is more helpful for o.o.d. evaluation (by removing true outliers) or if it can also improve performance on test sets distributed as training data (which may contain the same errors as the train set).

Setup. To evaluate the downstream performance of filtering, we calculated the self-influence scores using all three layer settings of ABIF, sorted them to retrieve the highly self-influential examples, and experimented with different cut-offs (2%, 5%, 10%, 20%, 50%, ..) given that the ratio of (harmful) outliers in each dataset is unknown. Then we retrained on the filtered data and report the best results obtained across the layers choices.

We consider three tasks with same distribution evaluation (on NQ, TriviaQA and Toxicity) and three o.o.d. setups (NQ, Paracrawl and Toxicity):

- Training a Transformer-base model on Paracrawl using the same setup as above, and evaluating on the newstest16 dataset.
- Fine-tuning the LongT5-base on NQ as before, but evaluating on the TriviaQA dataset to make it o.o.d. . To align the task definitions, we only keep the normalized answer from TriviaQA’s answers list, whereas usually the metrics are computed

Train	Eval	% Used	BLEU	Acc	EM	F1
In-Distribution test set						
NQ	NQ	100%	-	-	59.05	63.97
		90%	-	-	58.49	63.06
TriviaQA	TriviaQA	100%	-	-	78.08	80.17
		98%	-	-	77.49	79.72
		90%	-	-	74.64	76.96
Toxicity	Toxicity	100%	-	92.61	-	95.8
		95%	-	93.15	-	96.13
		90%	-	92.86	-	95.97
Out-of-Distribution test set						
Paracrawl	newstest16	100%	21.36	-	-	-
		10%	30.45	-	-	-
NQ	TriviaQA	100%	-	-	16.06	20.55
		95%	-	-	18.96	23.52
		90%	-	-	17.52	21.85
Toxicity	CivilC	100%	-	95.28	-	97.51
		90%	-	95.42	-	97.59

Table 5: Performance of percentile filtering of outliers (highly self-influential examples as per ABIF self-influence scores) on in- and out-of-distribution test sets. We report the maximum over *all*, *first*, and *last* settings.

against each of the given answers and the maximum score is reported.

- Fine-tuning on Wikipedia Toxicity, but evaluating on the o.o.d. Civil Comments (CivilC) development set, which consists of 97k web comments (Borkan et al., 2019).

Results. From Table 5 we see that self-influence filtering using ABIF bring higher improvements for the o.o.d. evaluation setup: up to +9 BLEU points on Paracrawl-newstest16 and +3 F1 points on NQ-TriviaQA setup, with a negligible improvement in the Toxicity-CivilC case, which shows that training on cleaner datasets improve performance on an o.o.d. test set. However, in the in-distribution setup, TriviaQA and NQ trained on full data always outperform filtering, which is not a surprising result given both are high quality datasets, but also brings very small improvements on Wikipedia Toxicity, which is expected to be very noisy. This shows that the common heuristics of filtering highly self-influential examples (Koh and Liang, 2017) might not be the best fit for the in-distribution tasks and we develop further why.

6.1 Noise captured by high influence scores

Here we study how a naturally occurring noise, as annotated by human-experts, is partitioned by the self-influence rankings. Additionally, we compare to synthetic noise, which has been tested previously

to be accurately retrieved by high self-influence in Schioppa et al. (2021), to see if a significant difference occurs.

Setup. We use the 5-way annotations done by expert human annotators on a set of 205 uniformly sampled NQ examples and released with the original paper (Kwiatkowski et al., 2019). The examples were annotated as correct, debatable and wrong, but we treat the debatable entries to be in the correct bucket as there is no strong evidence that suggests they are wrong. We compute the self-influence scores on the *first* and the *last* layers and analyze the natural noise is being ranked.

For comparison, we looked at the ability of retrieving synthetic noise via the self-influential examples and compute the recall in the top-10%/20%/30% of self-influence scores. We alter the original data by uniformly sampling 10% of the dataset for which we shuffle the labels, ensuring all labels were changed from its initial value. This is important because a significant amount of questions have no answer (they are not answerable), because they are natural search queries.

Results. The synthetic noise retrieval confirms previous findings with a high recall, as 29% of the synthetic noise lands in the top-20% ranks and 94% in the top-30%, when using *last* layers (vs. 84% in top-30% for *first* layers). We hypothesize that the synthetic noise is not predominantly in top-10% because other forms of outliers are already present in the dataset that are more harmful to the model.

The behaviour of natural noise is considerably different. It barely comes up among highly self-influential buckets as we can see in Figure 1, but is distributed predominantly among the lowest and mid-influential buckets. Examples annotated as having wrong labels are absent from the top-20%. Additionally, we see that input noise does not affect the model as much as label noise, given that examples with wrong input are almost evenly distributed in the lower 80% of the data. These results suggest that manual tuning of the filtering threshold of self-influence rankings may not find a percentile range which, if removed, improves performance.

7 Automated Filtering of Outliers

As we showed above, using self-influence to filter noisy training data has the drawback of the difficulty of choosing a right cut-off threshold. Offline filtering algorithms were proposed to identify a

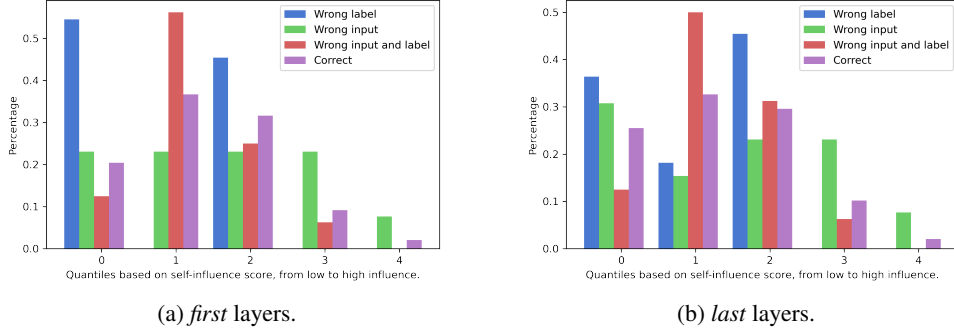


Figure 1: Distribution of the correct and incorrect examples annotated by expert annotators in 5 equally-sized buckets (quantiles) computed based on the self-influence ranking and ordered from low (0) to high influence (4). We present results using both self-influence scores computed using *last* layers (right) and *first* layers (left). A distinction is made between examples with only wrong input (context), only wrong label, with both of them wrong.

threshold (Junczys-Dowmunt et al., 2018), but trial-and-error search for a fixed threshold, such as top-K or top-X%, based on the downstream performance, remains popular, which is costly and does not generalize across datasets. Lam et al. (2022) explored clustering strategies or identifying abrupt changes in the magnitude of the sorted self-influence scores, but this resulted in a low recall rate. Hence, we explore the ability of automated curriculum learning to dynamically identify the noisy parts of data based on the buckets of self-influence scores without committing to completely remove any of them.

First, we validate how different the quality signal is from each individual self-influence bucket. In Figure 2, we see that the highest self-influence bucket has a visibly lower (though not zero) performance compared to the rest of buckets, which are in turn difficult to separate, possibly, because they contain data of different grades of usefulness. A positive aspect of AutoCL is that, due to exploration, the model will regularly visit all buckets, and may dynamically up- or down-weight buckets depending on the current needs of the model, overcoming the rigidity of a fixed threshold filtering.

Setup. We verify the feasibility of this approach using two definitions of the self-influence, given by ABIF and by TracIn, and check that the findings are consistent across three datasets (NQ, Paracrawl and Toxicity on T5). We map the actions of the bandit to equal-sized data buckets obtained by splitting using the self-influence ranking into a predefined number of buckets. We first explore 10 buckets, which should allow the bandit to at least match the performance of filtering, and then consider more granular setups (20 and 25 buckets) which would

be infeasible to manually test against filtering. We expect the bandit not to use much of the high self-influential buckets, nor the lowest bucket, which prior work found to be less useful because of its simplicity (Feldman and Zhang, 2020; Schioppa et al., 2021). Following (Schioppa et al., 2021), we report BLEU at 10k and 200k steps.

We use a fixed learning rate of 0.001 and an exploration rate of 0.01, tuned between two variants of the algorithm (EXP3 and EXP3S) and the rewards function used (*pgnorm* vs. *cosine similarity* between gradients of the train and the reward batch). As baselines we use the filtering methods from the previous sections.

	Config	Method	BLEU@10k	BLEU@200k
Paracrawl	Baseline		13.75	21.36
	Filtered 90%	ABIF	26.8	30.45
	Filtered 90%	TracIn(1)	22.10	27.87
	AutoCL - 5 bins	ABIF	21.45	27.48
	AutoCL - 10 bins	ABIF	25.50	30.45
	AutoCL - 25 bins	ABIF	24.13	31.38
	AutoCL - 25 bins	TracIn(1)	18.60	29.33
	Config	Method	EM	F1
Natural Questions	Baseline		59.05	63.97
	Filtered 10%	ABIF	58.49	63.06
	Filtered 10%	TracIn(3)	58.09	62.75
	AutoCL - 10 bins	ABIF	59.72	64.33
	AutoCL - 25 bins	ABIF	59.20	64.01
	AutoCL - 25 bins	TracIn(3)	59.59	64.32
	Config	Method	Acc	F1
Toxicity	Baseline		91.73	67.37
	Filtered 5%	ABIF	91.80	67.22
	AutoCL - 10 bins	ABIF	93.61	70.56
	AutoCL - 25 bins	ABIF	92.09	67.58

Table 6: Performance improvements using filtering of noisy samples using threshold filtering and AutoCL, using ABIF and TracIn (value of C in brackets).

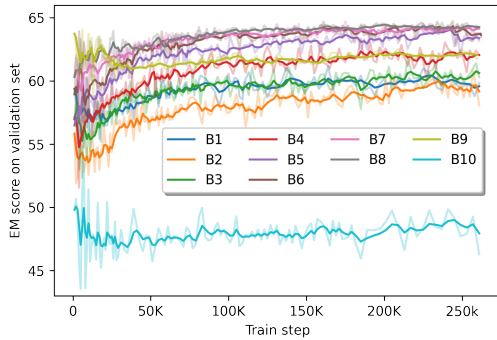


Figure 2: LongT5-base performance trained individually on each self-influence bin, from B1 (bottom-10%) to B10 (top-10%), of the NQ dataset.

Results. From Table 6, we see that AutoCL strongly outperforms filtering methods when given enough bucket granularity, for very noisy Paracrawl, noisy Toxicity and low noise NQ, and regardless of the task and influence function definition. We improve over filtering on Paracrawl by +1 BLEU point, on Toxicity by +3.2 F1 points, and on NQ by +1.2 F1 points. Given ABIF led to similar results to TracIn for NQ and Paracrawl, we only look at ABIF for Toxicity. It is interesting to note that, initially (@10k), filtering with a good threshold outperforms AutoCL which requires time to learn which are the useful buckets.

We check if the multi-armed bandit’s learned policy (softmax probabilities of choosing a data bucket) is interpretable in Figure 3. In general, there is no incentive for the policy to be interpretable as it targets loss improvements only and it may undertake redundant switches between neighboring buckets in setups with high bucket granularity with the same end performance. That said, for Paracrawl, the model quickly learns to drop the top-92% of the training examples as ranked by self-influence, which almost matches our best filtering threshold of 90%, instead training on $\frac{2}{3}$ of time on the bottom-4%/8% and only $\frac{1}{3}$ of time from the top-4% which corresponds to the lowest influence and is known to be less useful to the model. For NQ, there is more of bucket switching, and the model initially uses the mid-influence buckets (top-50%/80%), followed by the high-influence outlier buckets (top-80%) which are quickly dropped and continues alternating between the lowest buckets (in bottom-20%). For Toxicity, the policy is not interpretable (though the high influence bucket is heavily used at all stages)

but still brings more gains compared to the filtering. As TriviaQA is a very clean human-curated dataset, both filtering does not improve over baseline, while AutoCL brings only nominal and insignificant gains (see §A).

Finally, one might wonder if AutoCL improvements are due to self-influence or due to the increased data scheduling flexibility, i.e., if a simpler example difficulty signal would suffice to attain similar gains. In §B, we run AutoCL on NQ/TriviaQA buckets defined via signals based on QA domain knowledge (context length, word rarity, context-question lexical overlap and question type) and find that self-influence is indeed crucial for the observed gains.

8 Related Work

Dataset error detection. Deep learning models’ performance can be sensitive to noisy datasets (Kumar et al., 2020; Zhang et al., 2016; Khayrallah and Koehn, 2018), and various instance-based scoring methods have been proposed, alongside with sorting and thresholding to filter out noisy training example, including bilingual cross-entropy difference to rank parallel corpora (Axelrod et al., 2011), “forgetting events”, where an individual training example transitions from being classified correctly to incorrectly over the course of learning (Toneva et al., 2018), or area-under-margin (Pleiss et al., 2020), computed as the difference between the logits value in classification tasks. Influence functions were used to detect dataset errors (Koh and Liang, 2017; Schioppa et al., 2021), by looking at self-influence – how much a training point influences its own loss. However, these methods led to various degrees of success: in the case of IFs, Koh and Liang (2017) and Guo et al. (2020) improve performance by directly fixing/augmenting the mislabeled highly self-influential training examples, but filtering lowest or highest influential examples out did not outperform training on full data in other studies (Guo et al., 2020; Kocijan and Bowman, 2020). At the same time, it brought consistent performance gains on an o.o.d. task for MT (Schioppa et al., 2021), bringing up the question whether filtering helps for improving performance of in-distribution test sets or is more effective for o.o.d. generalization.

Harmful noise vs. useful noise. A shortcoming of filtering/data selection is that noise is not always harmful. Prior work has shown that training

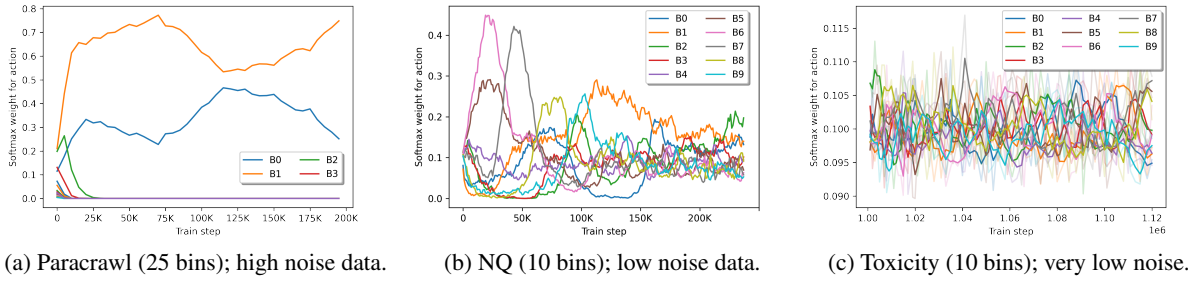


Figure 3: Learned AutoCL policies, showing the softmax probabilities attributed to each bucket (where B0 is the lowest influence bin). The policy extracted from Paracrawl (left) using 25 bins (only B0-B3 in the legend) and from NQ (middle), Toxicity (right) using 10 bins.

with noise, or with injected artificial noise, can increase the stability of the models vis-à-vis noisy data (Vaibhav et al., 2019; Belinkov and Bisk, 2017; Heigold et al., 2018), which can be caused by differences in noise types and their interaction with the target task. Al Sharou et al. (2021) noted that only “harmful noise” that affects the performance of the system or does not carry the intended meaning should be removed, while “useful noise” should be kept or even added to the training data if it naturally occurs at test time (Rolnick et al., 2017). Moreover, the performance of the noise detection methods were evaluated, due to a lack of suitable datasets, on synthetic noise, but Jiang et al. (2020) found synthetic noise to affect much more DNN’s capability to generalize than real noise. We look particularly if that holds true for influence functions and analyze what kind of noise is captured by highly self-influential examples.

Dynamic data schedules. Following this limitation of filtering methods, different training schedules that account for the training dynamics have been developed inspired by Bengio et al. (2009) and van der Wees et al. (2017). Swayamdipta et al. (2020) proposed a “easy-to-hard” training schedules based on the mean (confidence) and standard deviation (variability) of the gold label probabilities over the training epochs, where *hard* points to samples with low confidence and low variability. Wang et al. (2018) proposes using a small amount of trusted data to help the model measure noise and do online data selection to train on gradually noise-reduced data batches, resembling active learning. Similarly, Nguyen et al. (2020) uses a self-ensemble for label filtering during training, by gradually allowing supervision from clean labels and stopping learning on the filtered noisy labels.

Jiang et al. (2020) develops a method that use curriculum learning and vicinal risk minimization to handle both real and synthetic noise. We note that curriculum-based methods have been more effective than filtering, but it has some inherent limitations, such as defining “easy” and “hard” or designing an effective training schedule following these definitions. To overcome this limitation, we use automated curriculum learning (Graves et al., 2017; Kreutzer et al., 2021) that employ a multi-armed bandit to learn the most effective training schedule.

9 Conclusion

We proposed a general method for improving downstream model performance in the presence of noisy training data based on self-influence and multi-armed bandit curriculum learning, and without relying on threshold-based filtering. First, we showed that self-influence scores of training instances calculated with the Arnoldi iteration based procedure (Schioppa et al., 2021) are stable with respect to varying training hyperparameters such as batch size, random seeds, and the procedure’s hyperparameters, and thus can be a reliable foundation for data cleaning methods. We further demonstrated that not all data outliers from the human points of view receive similarly-valued self-influence scores, what necessitates generalizing threshold filtering to a dynamic data reweighing. Finally, we showed that dynamically reweighing based on multi-armed bandits which pick self-influence buckets to sample batches from, improves over threshold filtering on noisy and clean datasets.

References

- Khetam Al Sharou, Zhenhao Li, and Lucia Specia. 2021. [Towards a better understanding of noise in natural language processing](#). In *Proceedings of the International Conference on Recent Advances in Natural Language Processing (RANLP 2021)*, pages 53–62, Held Online. INCOMA Ltd.
- Peter Auer, Nicolò Cesa-Bianchi, and Paul Fischer. 2002. [Finite-time analysis of the multiarmed bandit problem](#). *Mach. Learn.*, 47(2–3):235–256.
- Amittai Axelrod, Xiaodong He, and Jianfeng Gao. 2011. [Domain adaptation via pseudo in-domain data selection](#). In *Proceedings of the 2011 Conference on Empirical Methods in Natural Language Processing*, pages 355–362, Edinburgh, Scotland, UK. Association for Computational Linguistics.
- Marta Bañón, Pinzhen Chen, Barry Haddow, Kenneth Heafield, Hieu Hoang, Miquel Esplà-Gomis, Mikel L. Forcada, Amir Kamran, Faheem Kirefu, Philipp Koehn, Sergio Ortiz Rojas, Leopoldo Pla Sempere, Gema Ramírez-Sánchez, Elsa Sarriás, Marek Strelec, Brian Thompson, William Waites, Dion Wiggins, and Jaume Zaragoza. 2020. [ParaCrawl: Web-scale acquisition of parallel corpora](#). In *Proceedings of the 58th Annual Meeting of the Association for Computational Linguistics*, pages 4555–4567, Online. Association for Computational Linguistics.
- Elnaz Barshan, Marc-Etienne Brunet, and Gintare Karolina Dziugaite. 2020. [Relatif: Identifying explanatory training examples via relative influence](#).
- Samyadeep Basu, Philip Pope, and Soheil Feizi. 2020. [Influence functions in deep learning are fragile](#).
- Yonatan Belinkov and Yonatan Bisk. 2017. [Synthetic and natural noise both break neural machine translation](#).
- Yoshua Bengio, Jérôme Louradour, Ronan Collobert, and Jason Weston. 2009. [Curriculum learning](#). In *Proceedings of the 26th Annual International Conference on Machine Learning, ICML '09*, page 41–48, New York, NY, USA. Association for Computing Machinery.
- Daniel Borkan, Lucas Dixon, Jeffrey Sorensen, Nithum Thain, and Lucy Vasserman. 2019. [Nuanced metrics for measuring unintended bias with real data for text classification](#).
- Samuel R. Bowman and George Dahl. 2021. [What will it take to fix benchmarking in natural language understanding?](#) In *Proceedings of the 2021 Conference of the North American Chapter of the Association for Computational Linguistics: Human Language Technologies*, pages 4843–4855, Online. Association for Computational Linguistics.
- R. Dennis Cook and Sanford Weisberg. 1980. [Characterizations of an empirical influence function for detecting influential cases in regression](#). *Technometrics*, 22(4):495–508.
- Jacob Devlin, Ming-Wei Chang, Kenton Lee, and Kristina Toutanova. 2019. [BERT: Pre-training of deep bidirectional transformers for language understanding](#). In *Proceedings of the 2019 Conference of the North American Chapter of the Association for Computational Linguistics: Human Language Technologies, Volume 1 (Long and Short Papers)*, pages 4171–4186, Minneapolis, Minnesota. Association for Computational Linguistics.
- Jesse Dodge, Gabriel Ilharco, Roy Schwartz, Ali Farhadi, Hannaneh Hajishirzi, and Noah Smith. 2020. [Fine-tuning pretrained language models: Weight initializations, data orders, and early stopping](#).
- Sebastian Ebert, Alice Shoshana Jakobovits, and Katja Filippova. 2022. [Understanding text classification data and models using aggregated input salience](#). In *R2HCAI workshop at AAAI*.
- Vitaly Feldman and Chiyuan Zhang. 2020. [What neural networks memorize and why: Discovering the long tail via influence estimation](#). In *Advances in Neural Information Processing Systems*, volume 33, pages 2881–2891. Curran Associates, Inc.
- Benoît Frénay and Michel Verleysen. 2014. [Classification in the presence of label noise: A survey](#). *IEEE Transactions on Neural Networks and Learning Systems*, 25:845–869.
- Matt Gardner, Jonathan Berant, Hannaneh Hajishirzi, Alon Talmor, and Sewon Min. 2019. [Question answering is a format; when is it useful?](#)
- Alex Graves, Marc G. Bellemare, Jacob Menick, Rémi Munos, and Koray Kavukcuoglu. 2017. [Automated curriculum learning for neural networks](#). In *Proceedings of the 34th International Conference on Machine Learning*, volume 70 of *Proceedings of Machine Learning Research*, pages 1311–1320. PMLR.
- Han Guo, Nazneen Fatema Rajani, Peter Hase, Mohit Bansal, and Caiming Xiong. 2020. [Fastif: Scalable influence functions for efficient model interpretation and debugging](#).
- Mandy Guo, Joshua Ainslie, David Uthus, Santiago Ontanon, Jianmo Ni, Yun-Hsuan Sung, and Yinfei Yang. 2022. [LongT5: Efficient text-to-text transformer for long sequences](#). In *Findings of the Association for Computational Linguistics: NAACL 2022*, pages 724–736, Seattle, United States. Association for Computational Linguistics.
- Xiaochuang Han, Byron C. Wallace, and Yulia Tsvetkov. 2020a. [Explaining black box predictions and unveiling data artifacts through influence functions](#). In *Proceedings of the 58th Annual Meeting of the Association for Computational Linguistics*,

- pages 5553–5563, Online. Association for Computational Linguistics.
- Xiaochuang Han, Byron C. Wallace, and Yulia Tsvetkov. 2020b. [Explaining black box predictions and unveiling data artifacts through influence functions](#).
- Georg Heigold, Stalin Varanasi, Günter Neumann, and Josef van Genabith. 2018. [How robust are character-based word embeddings in tagging and MT against word scrambling or random noise?](#) In *Proceedings of the 13th Conference of the Association for Machine Translation in the Americas (Volume 1: Research Track)*, pages 68–80, Boston, MA. Association for Machine Translation in the Americas.
- Lu Jiang, Di Huang, Mason Liu, and Weilong Yang. 2020. [Beyond synthetic noise: Deep learning on controlled noisy labels](#). In *Proceedings of the 37th International Conference on Machine Learning*, volume 119 of *Proceedings of Machine Learning Research*, pages 4804–4815. PMLR.
- Mandar Joshi, Eunsol Choi, Daniel Weld, and Luke Zettlemoyer. 2017. [TriviaQA: A large scale distantly supervised challenge dataset for reading comprehension](#). In *Proceedings of the 55th Annual Meeting of the Association for Computational Linguistics (Volume 1: Long Papers)*, pages 1601–1611, Vancouver, Canada. Association for Computational Linguistics.
- Marcin Junczys-Dowmunt. 2018. [Dual conditional cross-entropy filtering of noisy parallel corpora](#). In *Proceedings of the Third Conference on Machine Translation: Shared Task Papers*, pages 888–895, Belgium, Brussels. Association for Computational Linguistics.
- Marcin Junczys-Dowmunt, Roman Grundkiewicz, Shubha Guha, and Kenneth Heafield. 2018. [Approaching neural grammatical error correction as a low-resource machine translation task](#). In *Proceedings of the 2018 Conference of the North American Chapter of the Association for Computational Linguistics: Human Language Technologies, Volume 1 (Long Papers)*, pages 595–606, New Orleans, Louisiana. Association for Computational Linguistics.
- Karthikeyan K and Anders Søgaard. 2021. [Revisiting methods for finding influential examples](#).
- Huda Khayrallah and Philipp Koehn. 2018. [On the impact of various types of noise on neural machine translation](#). In *WMT*.
- V. Kocijan and S. Bowman. 2020. [Influence Functions Do Not Seem to Predict Usefulness in NLP Transfer Learning](#).
- Pang Wei Koh and Percy Liang. 2017. [Understanding black-box predictions via influence functions](#). In *ICML*.
- Pang Wei Koh, Jacob Steinhardt, and Percy Liang. 2018. [Stronger data poisoning attacks break data sanitization defenses](#).
- Shuming Kong, Yanyan Shen, and Linpeng Huang. 2022. [Resolving training biases via influence-based data relabeling](#).
- Julia Kreutzer, David Vilar, and Artem Sokolov. 2021. [Bandits don’t follow rules: Balancing multi-facet machine translation with multi-armed bandits](#). *CoRR*, abs/2110.06997.
- Ankit Kumar, Piyush Makhija, and Anuj Gupta. 2020. [Noisy text data: Achilles’ heel of BERT](#). In *Proceedings of the Sixth Workshop on Noisy User-generated Text (W-NUT 2020)*, pages 16–21, Online. Association for Computational Linguistics.
- Gaurav Kumar, George Foster, Colin Cherry, and Maxim Krikun. 2019. [Reinforcement learning based curriculum optimization for neural machine translation](#).
- Tom Kwiatkowski, Jennimaria Palomaki, Olivia Redfield, Michael Collins, Ankur Parikh, Chris Alberti, Danielle Epstein, Illia Polosukhin, Matthew Kelcey, Jacob Devlin, Kenton Lee, Kristina N. Toutanova, Llion Jones, Ming-Wei Chang, Andrew Dai, Jakob Uszkoreit, Quoc Le, and Slav Petrov. 2019. [Natural questions: a benchmark for question answering research](#). *Transactions of the Association of Computational Linguistics*.
- Tsz Kin Lam, Eva Hasler, and Felix Hieber. 2022. [Analyzing the use of influence functions for instance-specific data filtering in neural machine translation](#). In *WMT*.
- Cao Liu, Shizhu He, Kang Liu, and Jun Zhao. 2018. [Curriculum learning for natural answer generation](#). In *Proceedings of the 27th International Joint Conference on Artificial Intelligence, IJCAI’18*, page 4223–4229. AAAI Press.
- Mahdi Milani Fard, Quentin Cormier, Kevin Canini, and Maya Gupta. 2016. [Launch and iterate: Reducing prediction churn](#). In *NIPS*.
- Duc Tam Nguyen, Chaithanya Kumar Mummadi, Thi Phuong Nhung Ngo, Thi Hoai Phuong Nguyen, Laura Beggel, and Thomas Brox. 2020. [Self: Learning to filter noisy labels with self-ensembling](#). In *International Conference on Learning Representations*.
- Denis Peskov, Joe Barrow, Pedro Rodriguez, Graham Neubig, and Jordan Boyd-Graber. 2019. [Mitigating noisy inputs for question answering](#).
- Emmanouil Antonios Platanios, Otilia Stretcu, Graham Neubig, Barnabas Poczos, and Tom M. Mitchell. 2019. [Competence-based curriculum learning for neural machine translation](#).

- Geoff Pleiss, Tianyi Zhang, Ethan R. Elenberg, and Kilian Q. Weinberger. 2020. [Identifying mislabeled data using the area under the margin ranking](#).
- Matt Post. 2018. [A call for clarity in reporting BLEU scores](#). In *Proceedings of the Third Conference on Machine Translation: Research Papers*, pages 186–191, Brussels, Belgium. Association for Computational Linguistics.
- Garima Pruthi, Frederick Liu, Mukund Sundararajan, and Satyen Kale. 2020. [Estimating training data influence by tracing gradient descent](#).
- Colin Raffel, Noam Shazeer, Adam Roberts, Katherine Lee, Sharan Narang, Michael Matena, Yanqi Zhou, Wei Li, and Peter J. Liu. 2019. [Exploring the limits of transfer learning with a unified text-to-text transformer](#).
- Adam Roberts, Hyung Won Chung, Anselm Levskaya, Gaurav Mishra, James Bradbury, Daniel Andor, Sharan Narang, Brian Lester, Colin Gaffney, Afroz Mohiuddin, Curtis Hawthorne, Aitor Lewkowycz, Alex Salcianu, Marc van Zee, Jacob Austin, Sebastian Goodman, Livio Baldini Soares, Haitang Hu, Sasha Tsvyashchenko, Aakanksha Chowdhery, Jasmijn Bastings, Jannis Bulian, Xavier Garcia, Jianmo Ni, Andrew Chen, Kathleen Kenealy, Jonathan H. Clark, Stephan Lee, Dan Garrette, James Lee-Thorp, Colin Raffel, Noam Shazeer, Marvin Ritter, Maarten Bosma, Alexandre Passos, Jeremy Maitin-Shepard, Noah Fiedel, Mark Omernick, Brennan Saeta, Ryan Sepassi, Alexander Spiridonov, Joshua Newlan, and Andrea Gesmundo. 2022. [Scaling up models and data with `t5x` and `seqio`](#).
- Anna Rogers, Matt Gardner, and Isabelle Augenstein. 2023. [QA dataset explosion: A taxonomy of NLP resources for question answering and reading comprehension](#). *ACM Computing Surveys*, 55(10):1–45.
- David Rolnick, Andreas Veit, Serge Belongie, and Nir Shavit. 2017. [Deep learning is robust to massive label noise](#).
- Andrea Schioppa, Polina Zablotskaia, David Vilar, and Artem Sokolov. 2021. [Scaling up influence functions](#). In *AAAI*.
- Saku Sugawara, Kentaro Inui, Satoshi Sekine, and Akiko Aizawa. 2018. [What makes reading comprehension questions easier?](#)
- Swabha Swayamdipta, Roy Schwartz, Nicholas Lourie, Yizhong Wang, Hannaneh Hajishirzi, Noah A. Smith, and Yejin Choi. 2020. [Dataset cartography: Mapping and diagnosing datasets with training dynamics](#). In *Proceedings of the 2020 Conference on Empirical Methods in Natural Language Processing (EMNLP)*, pages 9275–9293, Online. Association for Computational Linguistics.
- Mariya Toneva, Alessandro Sordoni, Remi Tachet des Combes, Adam Trischler, Yoshua Bengio, and Geoffrey J. Gordon. 2018. [An empirical study of example forgetting during deep neural network learning](#).
- Vaibhav Vaibhav, Sumeet Singh, Craig Stewart, and Graham Neubig. 2019. [Improving robustness of machine translation with synthetic noise](#). In *Proceedings of the 2019 Conference of the North American Chapter of the Association for Computational Linguistics: Human Language Technologies, Volume 1 (Long and Short Papers)*, pages 1916–1920, Minneapolis, Minnesota. Association for Computational Linguistics.
- Marlies van der Wees, Arianna Bisazza, and Christof Monz. 2017. [Dynamic data selection for neural machine translation](#). In *Proceedings of the 2017 Conference on Empirical Methods in Natural Language Processing*, pages 1400–1410, Copenhagen, Denmark. Association for Computational Linguistics.
- Ashish Vaswani, Noam Shazeer, Niki Parmar, Jakob Uszkoreit, Llion Jones, Aidan N. Gomez, Lukasz Kaiser, and Illia Polosukhin. 2017. [Attention is all you need](#).
- Wei Wang, Taro Watanabe, Macduff Hughes, Tetsuji Nakagawa, and Ciprian Chelba. 2018. [Denoising neural machine translation training with trusted data and online data selection](#).
- Ellery Wulczyn, Nithum Thain, and Lucas Dixon. 2016. [Ex machina: Personal attacks seen at scale](#).
- Chih-Kuan Yeh, Ankur Taly, Mukund Sundararajan, Frederick Liu, and Pradeep Ravikumar. 2022. [First is better than last for language data influence](#).
- Chiyan Zhang, Samy Bengio, Moritz Hardt, Benjamin Recht, and Oriol Vinyals. 2016. [Understanding deep learning requires rethinking generalization](#).

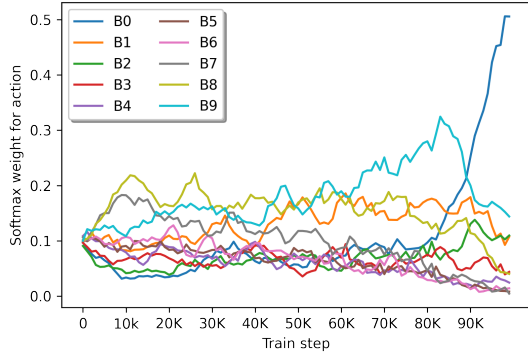


Figure 4: Policy learned by the model during AutoCL, showing the soft-max weights attributed to each bin (where B0 is the lowest influence bucket). This policy leads same downstream quality as the full data and training with uniform sampling.

A AutoCL on clean dataset: TriviaQA

In Table 5, we saw that filtering for the in-distribution task for TriviaQA proves unsuccessful, attributable to TriviaQA being a very clean human-curated dataset. Regardless, we attempted to run the AutoCL on it and found that the method reaches the same quality as the model trained on the full data (Table 7), despite not using uniformly random samples. Figure 4 shows the learned policy for 10 self-influence buckets, where we see that the model uses all buckets, initially with more emphasis on *harder* buckets (top 30% of highly influential examples) and follows up with using more the top 10% and most of the lowest influence bucket. Commencing with highly influential examples is reasonable because, given the lack of noise, they are presumably difficult examples with high impact on accuracy, which need to be memorized.

Config	Method	EM	F1
Baseline		78.08	80.17
Filtered 10%	ABIF	77.49	79.72
AutoCL - 10 bins	ABIF	78.13	80.29

Table 7: Performance of filtering and AutoCL on TriviaQA (very clean dataset) using Arnoldi-based self-influence scores.

B Other difficulty signals for AutoCL

In §7 AutoCL delivered important gains on NQ (+1.2 F1) driven by self-influence ranking as a signal. However, one might wonder if the improvements could be attainable by AutoCL with much

simpler example difficulty proxies for splitting the data into buckets.

Setup. We propose a suite of heuristics, inspired by prior work, to split the training data in a fixed number of buckets, as we did with the self-influence ranking, and explore a variety of hyperparameters configurations, using the LongT5-base model on NQ and TriviaQA. We train the same LongT5-base as in earlier sections, with the exception of training on NQ for 200k steps. The signals we employ are:

- **Context length:** (Platanios et al., 2019) proposed using sentence length given longer sentences are harder to translate. We consider the length of the context because longer context would require more cross sentence reasoning to find the answers.
- **Word rarity:** Another layer of difficulty can be added by very specific domain-questions (thus words that rarely appear in training). According to Platanios et al. (2019), low frequency words make it difficult to learn a robust representation of the words, but also make the gradients of the rare word embeddings to have high variance. Therefore, Platanios et al. (2019) proposed using the likelihood of the unigram probabilities to aggregate the word frequencies in a difficulty heuristic. Given a corpus of sentences, $s_{i=1}^M$, the relative word frequencies are defined as:

$$\hat{p}(w_j) \triangleq \frac{1}{N_{\text{total}}} \sum_{i=1}^M \sum_{k=1}^{N_i} \mathbb{1}_{w_k^i = w_j}, \quad (3)$$

where j indexes unique words in the corpus. These are aggregated using the logarithm of word probabilities to prevent numerical errors:

$$d_{\text{rarity}}(s_i) \triangleq - \sum_{k=1}^{N_i} \log \hat{p}(w_k^i) \quad (4)$$

- **Context-question lexical overlap:** Sugawara et al. (2018) showed that questions with low lexical overlap with the context tend to require reasoning skills compared to superficial word matching, and showed the models have worse performance on the subset where the answer was not present in the most similar sentence to the question. We propose as a metric the overlap of tokens between context and question after removing the stop words and normalizing by the

number of remaining tokens:

$$d(q_{\text{no-sw}}, c) \triangleq \frac{|q_{\text{no-sw}} \cap c|}{|q_{\text{no-sw}}|}, \quad (5)$$

where $q_{\text{no-sw}}$ denotes question from which stop words have been removed.

- **Question type:** Gardner et al. (2019) argued that question answering encompasses a broad range of conceptual tasks which are posed as questions (e.g. fitting the question format), but do not resemble a cohesive task. Rogers et al. (2023) grouped these tasks into three categories, with an increasing degree of difficulty based on easiness to replace the questions in a dataset with content-free identifiers: classification (*What is the sentiment of [X]?*), slot-filling/template with no meaningful question understanding (*When was [Person] born?*) and open-ended questions.

We capitalize on that distinction for automation purposes and adapt it to the NQ-specific query types. We consider the top-N type of questions with a minimum representation of 5% of the data given by the first two tokens of each sentence (*‘who’*, *‘what’*, *‘when’*, *‘where’*, *‘how’*, *‘which’*, *‘will’*) and place remaining training examples in the category *other*, which should be highly diverse and should contain many under-represented examples.

informative than trivial, NLP-specific, difficulty metrics.

	Signal	Algorithm	# buckets	Reward	EM	F1
Natural Questions	Baseline				58.1	62.65
	Length	EXP3	5	pgnorm	57.79	62.88
	Length	EXP3S	10	cos-sim	58.03	62.69
	Word rarity	EXP3	5	pgnorm	57.82	62.52
	Word rarity	EXP3S	5	cossim	57.56	62.65
	Lexical overlap	EXP3	5	pgnorm	58.10	62.82
	Question type	EXP3	8	pgnorm	58.02	62.66
	TriviaQA					
TriviaQA	Baseline				78.08	80.17
	Length	EXP3	5	cos-sim	76.14	78.3
	Word rarity	EXP3	5	cossim	77.92	80.00
	Lexical overlap	EXP3	5	pgnorm	77.37	80.01

Table 8: Results on LongT5-base using AutoCL on a variety of feature splits on NQ and TriviaQA.

Results. We can see in Table 8 that regardless of the signal chosen for the split, none of the methods strongly improves on the base model performance. This shows that self-influence scores are not only a generalizable metric to be used in junction with curriculum learning methods, but are also more