

Computation of a possible Tunguska's strewn field

ALBINO CARBOGNANI,¹ MARIO DI MARTINO,² AND GIOVANNA STIRPE¹

¹*INAF - Osservatorio di Astrofisica e Scienza dello Spazio*

Via Gobetti 93/3

40129 Bologna, Italy

²*INAF-Osservatorio Astrofisico di Torino*

Via Osservatorio 20

10025 Pino Torinese (TO), Italy

ABSTRACT

On June 30, 1908 at about 0h 14.5m UTC the Tunguska Event (TE) occurred, most likely caused by the fall of a small stony asteroid of about 50-60 meters in diameter over the basin of the Tunguska River (Central Siberia). Unfortunately the first expedition was made by Leonid Kulik 19 years after the event and macroscopic meteorites have never been found around epicenter. In this paper we want to establish whether macroscopic fragments, about 1 m in diameter, could have survived the airburst of TCB (Tunguska Cosmic Body) and where they might have fallen. For this purpose we have implemented a fall model for the description of the mass ablation, pancake expansion with final airburst and fragment dark flight. The fragments have a higher mean strength than the main body due to Weibull's law. The results, for a TCB kinetic energy of 15 Mt, atmospheric speed in the range 11-20 km/s, trajectory inclination of 35° and average strength in the range 10-50 MPa, tell us that for a macroscopic fragment with a mean strength between 20-70 MPa would be possible to survive the high temperature airburst and reach the ground. The falling speed of the fragments is in the range 0.8-0.5 km/s and this favored their burial in the permafrost. The range of mean strength values for the TCB's fragment appear physically plausible if we consider the falls of the F1 fragment in the case of Chelyabinsk in 2013 and Carancas in 2007. So our possible strewn field, computed for a typical atmospheric speed of 15 km/s, is located from 11 to 20 km North-West from the epicenter, depending by the high (35°) or low inclination (15°) trajectory being considered. Finally Cheko Lake, which by some authors is considered an impact crater, falls several km outside the strewn fields and, based on our results, it is unlikely that it could be a real impact crater: only if the TCB's trajectory had an azimuth of about 150° – 180° would be in the strewn field area, but it is not consistent with the most likely trajectory.

Keywords: minor planets — asteroids — Tunguska

1. INTRODUCTION

We define as Tunguska-class bodies the near-Earth asteroids (NEAs), with a diameter between 10 and 100 meters, that generally explode in the atmosphere before reaching the ground, unless their internal strength is particularly high. In a impact event with our planet, these bodies are not large enough to cause a global climate catastrophe but, thanks to the high fall speed and consequent great kinetic energy dissipation with strong shock waves, they are able to generate local airburst that, for larger objects in this class, it can be similar or worse than the Tunguska Event (TE) in Central Siberia.

In this area, on Jun 30, 1908 at 07:14:28 local time (00:14:28 UT), a small cosmic body of 50-60 meters in diameter exploded into the atmosphere about 8.5 km above the ground. In the explosion an energy around 15 Mt was developed which, in the form of a thermal wave and shock wave, destroyed an area of 2150 ± 50 km² of Siberian taiga. The first on-site scientific expedition was conducted in 1927, 19 years after the event, and is due to the Russian geologist Leonid Kulik ([Kulik 1936](#)). Despite the careful research conducted around the epicenter, no macroscopic meteorite has ever been found despite the fierce excavation research conducted by Kulik in the area. For more details, in addition to the aforementioned Kulik's paper, see [Zotkin and Tsikulin \(1966\)](#), [Ben-Menahem \(1975\)](#), [Korobeinikov et al. \(1976\)](#), [Sekanina \(1983\)](#), [Chyba et al. \(1993\)](#), [Vasilyev \(1998\)](#), [Longo \(2007\)](#), [Artemieva and Shuvalov \(2016\)](#) and references therein.

Most recent was the Chelyabinsk Event (CE) of Feb 15, 2013 the most energetic impact event observed after TE. At 03:20:20.8

UT a small asteroid with an estimated diameter of about 20 ± 5 m begins the entry in the atmosphere toward the Russian city of Chelyabinsk (Lat. $55^{\circ}03'$ N, Long. $61^{\circ}08'$ E), located just East of the Ural mountains. About 11 s after entering into the atmosphere, at about 29.7 km altitude and 40 km South of Chelyabinsk, the pressure of the atmospheric shock wave becomes very strong and the asteroid generated an airburst, fragmenting into several pieces (Popova et al. 2013). We have several instrumental data about the CE, e.g. video recordings from surveillance cameras, satellite images and infrasonic data. This is a big difference respect the TE: as we will see later, in this case there are eyewitness reports, seismic and barometric registrations only.

Despite the small size of the asteroid causing the CE, a big meteorite weighing about 570 kg was found and collected on the bottom of the Lake Chebarkul, about 70 km West from the airburst epicenter. A similar event may have happened for the TE also. In this hypothesis the epicenter area would not be the most suitable place to go in search for big meteorites. In other words, the devastation area of the Siberian Taiga is not necessarily the right place to look for macroscopic objects. However, until now, macroscopic fragments of the Tunguska Cosmic Body (TCB) have never been found. The best candidate is the so called John's Stone, a 2.0 m by 1.5 m by 1.0 m in size quartzitic boulder consisting by 98.5% of SiO₂ found by John Anfinogenov on July 19, 1972 near epicenter on Stoykovich Mountain with an estimated mass of about 10 000 kg. Likely John's Stone it is of terrestrial origin (Bonatti et al. 2015), but it cannot be completely ruled out that it is a new type of meteorite (Anfinogenov et al. 2014). Considering the absence of meteorites definitely attributable to the TCB the hypothesis that was a comet has several supporters, even if the statistics about the possible heliocentric orbits favor the asteroidal origin Farinella et al. (2001).

However local eyewitnesses of TE tell a different story: they observed a stone that appeared from "nowhere" in the destroyed forest and several local Evenkis reported about fresh furrows in the epicenter with stones in the furrow walls (Anfinogenov et al. 2014). So in our opinion the lack – now – of macroscopic meteorites is not a proof of the complete disintegration of the TCB: the time elapsed from the fall to the first Kulik expedition was 19 years, enough time for any little craters and meteorites to be buried by mud and vegetation. In the scientific literature a reference regarding the existence of possible macroscopic fragments from the TE is in Artemieva and Shuvalov (2007), which mentions this possibility for cm-m sized fragments after simulating the TE using a hydrodynamic model with a strengthless falling body. The possible existence of macroscopic fragments with dimensions greater than 10 cm for the TE is reiterated in a 2016 paper of the same authors (Artemieva and Shuvalov 2016). This appears reasonable: the hydrodynamic model used is able to reproduce the shape and width of the devastation area caused by the shock wave, but cannot reproduce minor effects such as the survival and fall of macroscopic fragments.

Other authors point out that the dynamic strength of decimetric rock objects entering the atmosphere is of the order of 1 MPa, therefore the arrival of large rocks on the ground in an energetic event such as that of Tunguska is very unlikely because they would completely disintegrate during the airburst (Collins et al. 2008). The issue is controversial, we will discuss it in section 4. In this paper using CE as a guide to test a fall model for macroscopic fragments, we will delimit a possible strewn field to search for possible macroscopic meteorites belonging to TCB. We used the Chelyabinsk event as a test because it is the closest big event to the Tunguska event that we have data on. As far as the authors know such a computation for Tunguska has never been made, because meteorites related to the event have never been found and therefore it was assumed that the TCB completely disintegrated leaving no traces other than high-Z microparticles in the resin of the 1908 trees (Longo et al. 1994).

The paper is organized as follow: in Section 2 we will briefly see the physical model adopted for dark flight, strewn field and mass ablation; in Section 4.3 we will see the CE, a test for the dark flight and strewn field model about fragment F1 as well a mean strength estimate for the main body; in Section 4 we will see a description of the TE, the determination of the most probable heliocentric orbits and a model for the fall of the TCB which includes mass ablation, pancake phase and airburst. In this section we will estimate the mean strength that a macroscopic fragment of the order of one meter must have in order not to fragment further and reach the ground. In Section 5 we will see the computation of the strewn field for macroscopic fragments and some considerations about the Lake Cheko origin. Finally we provide our conclusions.

2. DARK FLIGHT, STREWN FIELD AND ABLATION MODEL

The dark flight phase of a meteoroid falling into the atmosphere begins at the end of the fireball phase, when the atmospheric speed drops below about 3 km/s. From elementary physics, the motion equation in a geocentric inertial reference system describing the fall of a meteoroid with mass m and acceleration \vec{a}_m in the dark flight phase is as follows:

$$m\vec{a}_m = \vec{F}_g + \vec{F}_d = -GMm\frac{\vec{r}}{r^3} - \Gamma\rho_a\left|\vec{V}_m - \vec{W}\right|A\left(\vec{V}_m - \vec{W}\right) \quad (1)$$

Eq. (1) is a non-linear differential equation in vector form. The first term is the gravity force (G is the gravitational constant, M is the Earth's mass and \vec{r} the distance between the geocenter and the meteoroid), the second is the drag force (Newton's Resistance law) exerted by the air on the meteoroid: Γ is the dimensionless drag coefficient (equal to 0.5 for a sphere), ρ_a the air density, A the meteoroid cross section, \vec{V}_m the meteoroid speed and \vec{W} the wind speed. The value of the drag coefficient Γ depends both by

the unknown final form of the meteoroid after ablation and by the Mach number, i.e., the ratio between the meteoroid speed and the sound speed at the same height above ground [Ceplecha \(1987\)](#). The value of the drag coefficient is independent of the size, the crucial parameter being the body shape. The Γ asymptotic value, i.e., toward very high Mach numbers is left as a free parameter, while for low Mach numbers, i.e., equal or less than 4, we adopt the following [Ceplecha's](#) values: $\Gamma(4) = 0.58$, $\Gamma(3) = 0.62$, $\Gamma(2) = 0.63$, $\Gamma(1) = 0.50$, $\Gamma(0.8) = 0.44$, $\Gamma(0.6) = 0.39$, $\Gamma(0.4) = 0.35$ and $\Gamma(0.2) = 0.33$.

Instead of using a reference system with the axes fixed in space, we can use a geocentric reference system but with the axes rotating with the Earth's surface, which is the one in which the observer is located. In this case two inertial forces must be added: Coriolis force and the centrifugal force. These two inertial forces are generally negligible with regards to the strewn field location, but we include them for completeness. The motion differential equation in this non-inertial system becomes:

$$\frac{d\vec{v}_m}{dt} = -GM\frac{\vec{F}}{r^3} - \Gamma\rho_a\left|\vec{V}_m - \vec{W}\right|\frac{A}{m}\left(\vec{V}_m - \vec{W}\right) - 2\vec{\omega} \wedge \vec{V}_m - \vec{\omega} \wedge (\vec{\omega} \wedge \vec{r}) \quad (2)$$

The first additional term is the Coriolis force, the second is the centrifugal force. In Eq. (2) $\vec{\omega}$ is the vector of the rotational speed of the Earth. By making explicit Eq. (2) for a geocentric non-inertial Cartesian reference system with \hat{z} direction along Earth's rotation axis (so $\vec{\omega} = \omega\hat{z}$ is a vector with only the \hat{z} component), \hat{x} and \hat{y} direction in the Equatorial plane, with \hat{x} towards the Greenwich meridian, six first-order differential equations are obtained, three differential equations for the speed components and three for the position components. Solving these equations numerically with Runge-Kutta 4th/5th order solver, will provide the position and velocity of the meteoroid as it falls towards the ground and the intersection of the trajectory with the ground gives the strewn field position.

These are the equations that underlie "Meteorite Finder", a software we developed with Matlab 2019b and freely available¹, which computes the meteoroid's dark flight and delimits the strewn field on the ground. To work, Meteorite Finder needs an atmospheric profile computed for the starting point of the dark flight with atmospheric pressure, wind u component, wind v component, absolute temperature, relative humidity and height above ground. If desired, different Monte Carlo scenarios with standard normal distribution can be computed to estimate the uncertainty of the strewn field based on the uncertainty of the six starting parameters at the beginning of the dark flight: speed, trajectory inclination above surface, arrival azimuth (counted from north to east), height above Earth's surface, latitude and longitude of the starting point.

The dark flight model can easily be extended to describe also the fireball phase of a meteoroid by adding to Eq. (2) the scalar mass loss equation describing the ablation process:

$$\dot{m} = -\Gamma\frac{C_H}{Q}\rho_aAV_m^3 \quad (3)$$

In Eq. (3) Q is the heat of ablation and C_H is the heat transfer coefficient. For stony asteroids $Q \approx 8 \cdot 10^6$ J/kg, while $C_H \approx 0.1$ ([Chyba et al. 1993](#); [Avramenko et al. 2014](#)). If the mass of the meteoroid decreases, the value of section A also decreases accordingly. As we said at the beginning, ablation ceases when the velocity drops below approximately 3 km/s. The use of Eq. (3) with Eq. (2) will be useful in the case of TE, because the fragment's speed after airburst phase is high enough to still have ablation.

3. THE CHELYABINSK EVENT

As a first step, we will use the data about the CE to test the dark flight and strewn field computation tools. Our aim is to predict the impact place of the largest fragment that survived the airbursts to validate the model. The main data available about the CE are listed in [Table 1](#). Various individual fragmentations have been recorded between 40 and 30 km of altitude ([Borovička et al. 2013](#)): after the main airburst around 29.7 km, about 20 fragments emerged from the disruption clouds. The main boulder was destroyed at an altitude of 22 km, while another fragment - F1 in the [Borovička's](#) nomenclature - survived the fall in the densest layers of the atmosphere, survived a maximal dynamic pressure of about 15 MPa at an altitude of about 20 km, and began the dark flight phase at about 12.6 km height with a speed of 3.2 km/s over a point with coordinates $\text{Lat}_{\text{F1}} = 54.9361^\circ$ N and $\text{Long}_{\text{F1}} = 60.5883^\circ$ E ([Borovička et al. 2013](#)). This will be our starting point. The atmospheric path ended on the frozen surface of the Lake Chebarkul – with a ice layer thickness of about 70 cm – opening a hole of about 6 m in diameter at coordinates $\text{Lat}_{\text{hole}} = 54.95976^\circ$ N and $\text{Long}_{\text{hole}} = 60.32087^\circ$ E. The azimuth of the trajectory of this fragment is practically identical to that of the progenitor body ([Table 1](#)), with a deviation of about 1.3 degrees.

After the airburst, the major fragments continue to follow about the same trajectory as the original body but there are several

¹ http://dx.doi.org/10.20371/inaf/sw/2023_00009

effects which cause a dispersion: gravity and atmospheric drag, lift or bow shock interaction. Drag and gravity forces are dominant for trajectory inclination angle less than about 30° , while for higher inclinations the separation is due to the bow shock interaction that produce a transverse acceleration which separates the fragments from each other (Passey and Melosh 1980).

In the CE case, with an inclination of the trajectory well below 30° , gravity and atmospheric drag forces dominated in the separation of the fragments. Fragments of about 0.1 g fall near the point of main explosion, masses of about 100 g fell further along the trajectory, and at least one of 3.4 kg fall near Timiryazevskiy (Popova et al. 2013). All these minor fragments were subject to an acceleration along the trajectory given by Eq. (2) and considering that the mass-area ratio m/A is proportional to the fragment's radius, smaller the meteoroid and greater the negative drag acceleration will be. This caused smaller fragments to fall much earlier than the fragment F1.

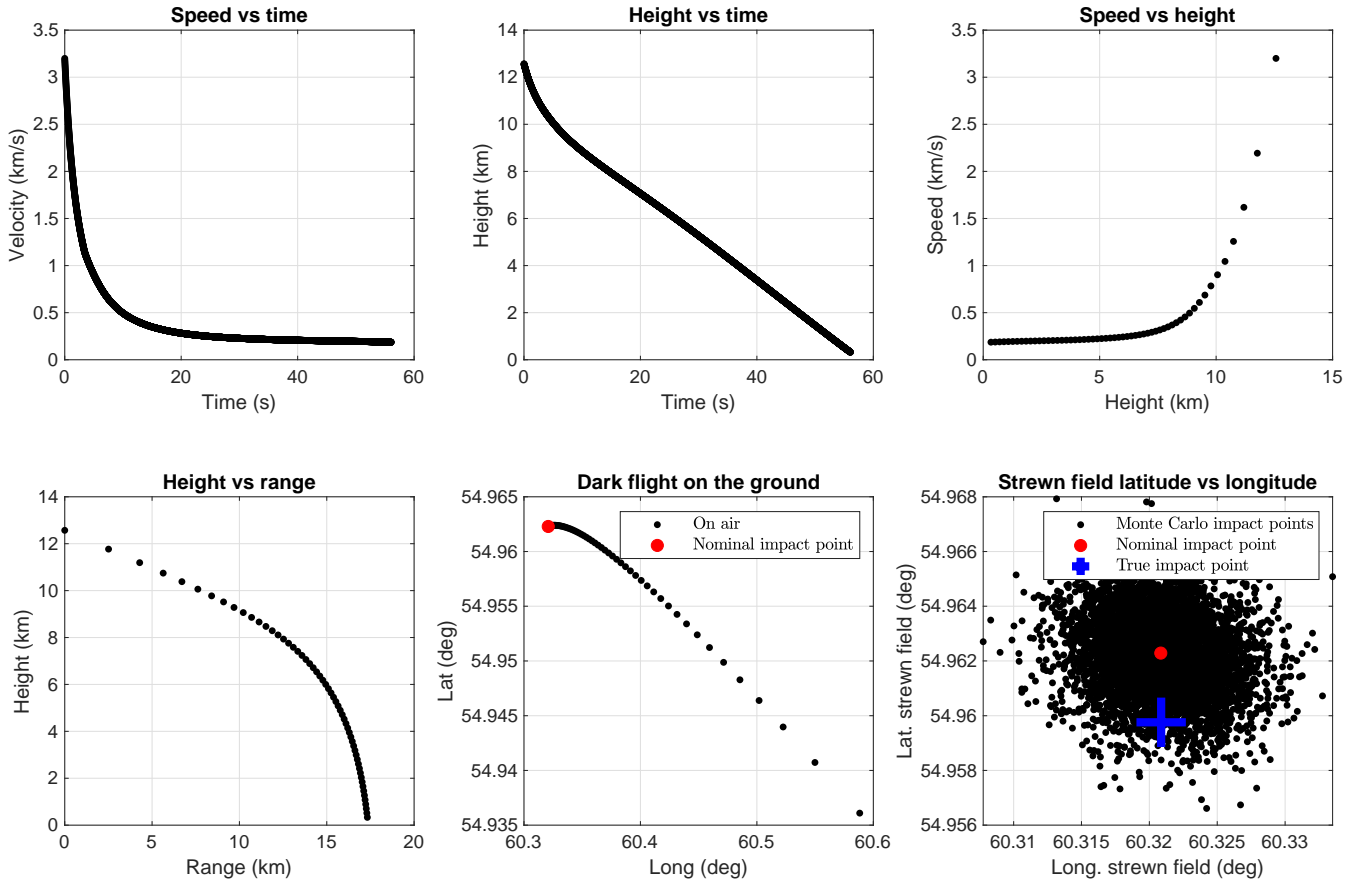


Figure 1. The dark flight model for the F1 fragment with $m/A \approx 1580 \text{ kg/m}^2$. The computed impact point, with a number of Monte Carlo scenarios equal to 5000, is at coordinates Lat. 54.962 ± 0.002 , Long. 60.321 ± 0.003 , approximately 300 m away from the observed fall point.

3.1. Dark flight of the F1 fragment

The fragment F1 from the CE was recovered in the Lake Chebarkul on Oct 16th and found to weigh about 570 kg. Considering that the bulk density of the Chelyabinsk meteorites is 3290 kg/m^3 (Kohout et al. 2013), an effective size of about 0.7 m and a mass-area ratio of about 1500 kg/m^2 can be estimated. Taking into account the residual fragmentation during impact, the impacting mass may have been about 650 kg (Popova et al. 2013), for an original mass-area ratio of about 1580 kg/m^2 .

We will describe the three-dimensional motion of the main fragment F1 using Eq. (2). As altitude, inclination, azimuth and

Table 1. Data about atmospheric trajectory of the Chelyabinsk event and the hole in the Chebarkul lake (Popova et al. 2013). The data about the major fragment F1 refer to the beginning of the dark flight phase (Borovička et al. 2013). Azimuth is clockwise from North.

Quantity	Best Value
H_{start} (km)	97.1 ± 2
v_{∞} (km/s)	19.2 ± 0.3
Entry elevation angle (°)	18.3 ± 0.2
Entry azimuth (°)	103.2 ± 0.4
Entry latitude (°)	54.44 ± 0.02 N
Entry longitude (°)	64.56 ± 0.03 E
Main peak altitude (km)	29.7 ± 0.7
Main peak latitude (°)	54.84 ± 0.02 N
Main peak longitude (°)	61.41 ± 0.03 E
Main peak speed (km/s)	19.2 ± 0.2
F1 height (km)	12.57
F1 speed (km/s)	3.2
F1 latitude (°)	54.9361
F1 longitude (°)	60.5883
F1 azimuth (°)	101.87 ± 0.4
F1 elevation angle (°)	17.53 ± 0.3
Hole Chebarkul Lake latitude (°)	54.95976 ± 0.00006 N
Hole Chebarkul Lake longitude (°)	60.32087 ± 0.00006 E
Hole diameter (m)	6.3 ± 0.5

starting speed for the dark flight computation we use the data reported in Table 1 for F1. In order to model the dark flight phase, it is important to know the atmospheric profile in the data, time and place closest to the fall because the residual meteoroid trajectory can be heavily influenced by the atmospheric conditions, especially in the case of strong winds in the lower layers of the atmosphere. The influence of weather conditions diminishes as the size and speed of the fragment increases.

The wind profile for the CE was taken from atmospheric sounding conducted by the Verkhneye Dubrovo station (56.73° N, 61.06° E) – the weather station nearest to Chelyabinsk – at 0:00 UT. With these input data, the computed impact coordinates for F1 are long. $60.321^{\circ} \pm 0.003^{\circ}$ N and lat. $54.962^{\circ} \pm 0.002^{\circ}$ E with the asymptotic value of drag coefficient equal to $\Gamma \approx 0.775$. These impact coordinates are about 17.2 km away from the starting point, and about 300 m from the observed impact point, see Fig. 1 for the results about the dark flight model. Considering that the weather profile used was quite far from the starting point and that the inclination of the trajectory was very low, this is a good result. We will apply the same technique, adding to Eq. (2) the Eq. (3), to estimate the position and extent of the possible Tunguska strewn field.

3.2. Strength of the Chelyabinsk event

Usually the meteoroids fragmentation model assume that the process starts when the aerodynamic pressure from Eq. (1) $P_{dyn} = \Gamma \rho_{fr} V_m^2$ in front of the body which moves with speed V_m , is equal or superior to mechanical strength S of the body: $P_{dyn} \geq S$ (Passey and Melosh 1980; Chyba et al. 1993; Hills and Goda 1993; Svetsov et al. 1995; Farinella et al. 2001). As before, the quantity ρ_{fr} is the air density at fragmentation level, V_m is the body's speed respect to air while Γ is the dimensionless drag coefficient. So the starting fragmentation condition is:

$$S = \Gamma \rho_{fr} V_m^2 \quad (4)$$

In CE we can estimate S using the strength measured on the recovered meteorites but it must be kept in mind that the strength of the meteorites does not coincide with the body's mean strength. For example, in the case of the major fireballs observed by the European Fireball Network the original meteoroid has a dynamic strength always lower respect the subsequent fragmentations: the strength of first fragmentation is in the range 0.4-4 MPa while the main fragmentation is in the range 3.5-12 MPa (Borovička et al. 2008). This difference is probably due to fractures present in large meteoroids or small asteroids which decrease the overall strength of the original body compared to the individual non-fractured blocks (Popova et al. 2011). Put in a different way, assuming that the structure is monolithic and not rubble pile, the mean strength of the original body is the lower limit of the

mean strength of the blocks into which it can separate. Considering that the cohesionless spin-barrier of about 2.2 h exists only for asteroids with a diameter greater than about 150 m (Pravec and Harris 2000), it is generally believed that small asteroids are monolithic type, so this category includes the asteroids responsible of the CE and TE.

If the mechanical destruction of a monolithic body occurs along the fracture lines, then it is reasonable to expect that the strength depends on the volume or mass and that the following scale relation holds (Weibull 1951; Svetsov et al. 1995; Scheeres et al. 2015; Jenniskens et al. 2022):

$$S_{main} = S_{fr} \left(\frac{m_{fr}}{m_{main}} \right)^\alpha \quad (5)$$

This law of scaling, based on Weibull's statistic, derives from the fact that if the mass decreases, the size of the weak points in the rock must also decrease, so the strength must increase. In Eq. (5) α is the Weibull modulus, S_{main} is the main body strength while S_{fr} is the fragment strength. The α value increases as the inhomogeneity of the material increases and a value between 0.1 and 0.7 is expected. In the case of Chelyabinsk, the α value can be directly estimated from the mechanical strength and mass values measured on meteorites. Mechanical properties of the Chelyabinsk meteorite were determined at NASA Ames and compression strength is determined to be 330 MPa (C3: 4.46 g), 327 MPa (C4: 4.84 g) and 408 MPa (C5: 1.58 g), similar to other ordinary chondrites (Popova et al. 2013). Using Eq. (5) and these meteorites data we get $\alpha \approx 0.2$, a reasonable value within the expected range. Avramenko et al. (2014), modeling the fall and fragmentation of the CE, finds $\alpha \approx 0.18$, in excellent agreement with our estimate. For comparison, in the case of the Almahata Sitta meteorites $\alpha = 0.3$ is found for the asteroid 2008 TC3 (Jenniskens et al. 2022). So from the total mass estimated for Chelyabinsk, about $1.4 \cdot 10^7$ kg and from the average strength of the two major samples, we find $S_{CE} \approx 4$ MPa as in Foschini et al. (2019). This value is in good agreement with Borovička et al. (2013) which finds $S \approx 1$ MPa.

4. THE TUNGUSKA EVENT

While for the CE the available data are abundant, for the TE instrumental values are scarce, anyway the most reasonable data are reported in Table 2. The uncertainties reported in this table – apart the speed values – are the standard deviation of the mean values given by various authors and summarized in the table 18.1 of the Longo (2007) work. Our paper is not intended to re-discuss the results about Tunguska, so we limit ourselves to some essential points to understand what are the starting parameters that we can consider reasonably sure.

About the TE there are seismic and barometric registration recorded immediately after the event and data on forest devastation about directions of flattened trees and charred trees, collected in a century of expeditions. The time of the event was established reasonably well from the seismic and barometric recordings. The most widely quoted magnitude range of the developed energy, based on historic barograms, seismic records, and forest damage compared with nuclear airbursts, is between 10 and 40 Mt with a most probable value of about 15 Mt (Vasilyev 1998), even though Boslough and Crawford (1997, 2008), on the basis of the results of numerical simulations, estimated an energy of 3 – 5 Mt. From forest devastation and different arrival times for Rayleigh and SH body waves recorded at Irkutsk, an explosion height of about 8.5 km was obtained (Ben-Menahem 1975). The geographic coordinates on the ground of the explosion in the atmosphere (the so called epicenter) was set by the azimuth distribution of the flattened trees, while from the symmetry of the devastation area and eyewitness data the range for trajectory azimuth and inclination above Earth surface was set (Farinella et al. 2001; Longo 2007).

The uncertainty interval of the arrival azimuth is relatively small: roughly the body arrived along a trajectory from south-east to north-west. On the other hand, it is much more complex to establish the trajectory inclination. From the analysis of the eyewitnesses collected mostly about 50 years after the event, low-inclination trajectories in the range $h_i = 5^\circ - 17^\circ$ are found. Eyewitness accounts quickly become unreliable over time, so they should be treated with great caution. In fact, low inclination trajectories do not allow to recover the disposition observed for the fallen trees. In 1966 Zotkin and Tsikulin (1966) tried to reproduce the fallen trees azimuths with experiments on a model forest simulated in the laboratory by superimposing a spherically symmetrical shock wave of the final explosion with the cylindrical shock wave coming from the arrival trajectory. The figure of the fallen trees had the greatest resemblance to that observed for inclinations around 30° . Also the numerical simulations on the fallen trees conducted by Korobeinikov et al. (1976) provided a preferential value of the inclination around 40° . Therefore the value of the trajectory inclination is much more uncertain than the azimuth and it is for this reason that in the Table 2 there are two different values.

4.1. TCB's atmospheric speeds and orbits

Table 2. Data about the the TE (Longo 2007). The RA and DEC of the apparent radiant have been computed starting from the trajectory azimuth and inclination from the epicenter point. The epicenter coordinates came from the data about fallen trees (Fast 1967; Longo et al. 2005).

Quantity	Best Value
Entry inclination angle, h ($^{\circ}$)	15 ± 5 (eyewitnesses); 35 ± 5 (simulation)
Entry azimuth ^a ($^{\circ}$)	110 ± 10
RA apparent radiant ($^{\circ}$)	89 ± 10 (eyewitnesses); 80 ± 10 (simulation)
DEC apparent radiant ($^{\circ}$)	4 ± 5 (eyewitnesses); 21 ± 5 (simulation)
Time of explosion (UT)	0h 14m 28s
Height of explosion (km)	8.5 ± 2
Energy of explosion (Mt)	10 – 40; ~ 15
Epicenter Latitude ($^{\circ}$)	60.886 ± 0.02 N
Epicenter Longitude ($^{\circ}$)	101.894 ± 0.02 E
Speed range (km/s)	15 – 21

^a Clockwise from North

The most critical parameter to set, very important both to obtain the heliocentric orbit and the dark flight trajectory of hypothetical macroscopic fragments, is the TCB’s atmospheric speed. Being a large body the speed loss due to atmospheric friction can be considered negligible as in the CE case and the atmospheric speed – if the TCB belong to Solar System – can range from about 11.2 to 72 km/s (Passey and Melosh 1980). Taking into account the range parameters of the trajectory (azimuth, inclination, explosion height) given in Table 2, we used a Monte Carlo technique with standard normal distribution of the parameters to explore five different atmospheric speed ranges, $V_m = 16 \pm 5, 20 \pm 5, 30 \pm 5, 35 \pm 5$ and 40 ± 5 km/s, to compute the possible heliocentric orbits as in Carbognani (2021). For higher atmospheric speeds the TCB no longer belongs to the solar system, because the heliocentric speed is higher than escape velocity from the Sun at the Earth’s distance (about 42 km/s). Assumed a trajectory inclination (low or high), for each speed interval 5000 clones compatible with the parameters of the observed ground trajectory have been extracted and correcting it for Earth’s rotation and gravity attraction (Ceplecha 1987), the corresponding 25,000 heliocentric orbits have been computed. Considering only closed orbits they were classified using the Tisserand parameter with respect to Jupiter (T_J) because, in first approximation, it is able to discriminate between asteroidal orbit ($T_J \geq 3$) and cometary orbit ($T_J < 3$). The results are shown in Table 3.

In the case of low inclination trajectory ($h_i = 15^{\circ} \pm 5^{\circ}$) about 60% of the 18,055 closed orbits are of asteroidal origin, while the remaining 40% are of cometary origin. For values of the atmospheric speed around 40 km/s the closed orbits are about 30%, i.e. the TCB becomes mostly an interstellar object. For high inclination trajectory ($h_i = 35^{\circ} \pm 5^{\circ}$) the closed orbits are 21,405 and the overall percentage of asteroid orbits rises to 72%, while cometary orbits are about 28 percent. In this case for the TCB it is more difficult to have an open orbit because for speeds around 40 km/s the closed orbits are still 55 percent. Our results for high inclination are in good agreement with Farinella et al. (2001) that exploring the ranges $h_i = 3^{\circ} - 5^{\circ}$, $V = 14 - 16$ km/s and $h_i = 15^{\circ} - 28^{\circ}$, $V = 30 - 32$ km/s and considering T_J as a parameter for closed orbits classification had found 77% of asteroidal orbits and 23% of cometary orbits. Note that the high inclination range is greater than the low inclination range, so the high inclination orbits dominate and that is why Farinella’s results agree better with our results for high inclinations. From a statistical point of view, the asteroidal origin for the TCB is the most favored one.

In the most probable scenario we can assume that the impact speed was between 15 and 20 km/s, the typical range of asteroid speeds in the atmosphere. Considering that the kinetic energy of a body of mass m falling into the atmosphere at speed V_m is given by $E = 1/2mV_m^2$, if E is assigned in the range 10-40 Mt and V_m in the range 15-20 km/s, the asteroid mass is in the range $m = 2 - 15 \cdot 10^8$ kg. Finally, assuming an average density of about 3300 kg/m³, the diameter is between 50 and 90 m.

4.2. TCB’s fall models

The first to consider the TCB as an asteroidal body with high internal cohesion was Zdenek Sekanina (Sekanina 1983). Sekanina, after having rejected the hypothesis of a cometary TCB because it would have been too fragile to reach the troposphere, considers a stony asteroid of 90-190 meters in diameter with an atmospheric falling speed of about 10 km/s.

In 1993 Christopher Chyba and colleagues resumed the idea of an asteroidal TCB characterized by a constant internal strength S described using a “pancake model”, so called because the impactor enlarge its radius during the fall (Chyba et al. 1993). The TCB loses its kinetic energy for two reasons: a) the decrease in speed due to drag b) the ablation of the asteroid surface due to

Table 3. The percentage of asteroid or comet type heliocentric orbits as a function of the TCB’s atmospheric speed. Considering the closed orbits, for low inclination trajectory about 60% are asteroid-type, while the remaining 40% are comet-type. For high inclination trajectory the percentages become 72% and 28 percent.

Trajectory inc. $15^\circ \pm 5^\circ$			
V (km/s)	Asteroids (%)	Comets (%)	Closed orbits (%)
16 ± 5	96.6	03.4	99.8
20 ± 5	90.6	09.4	98.7
30 ± 5	55.4	44.5	77.2
35 ± 5	36.9	63.1	55.6
40 ± 5	21.5	78.5	29.8
Trajectory inc. $35^\circ \pm 5^\circ$			
V (km/s)	Asteroids (%)	Comets (%)	Closed orbits (%)
16 ± 5	99.4	0.6	100
20 ± 5	97.6	2.4	99.8
30 ± 5	75.4	24.6	93.5
35 ± 5	54.9	45.1	79.4
40 ± 5	34.9	65.1	55.4

the hot frontal shock wave. For stony objects in the range 10-100 m in diameter, when the pressure exerted by the shock wave exceeds the strength of the body, first deformation and then atmospheric fragmentation occurs: the hemisphere of the body in direct contact with the shock wave is subject to a dynamic pressure given by $P_{dyn} \approx \Gamma \rho_a V_m^2$, while the opposite hemisphere feels a much lower pressure. So it is for this pressure difference that the object is “crushed and deformed” becoming a pancake. For higher dimensions the pressure wave induced on the asteroid does not have time to cross it all before it reaches the ground: in this case there is the formation of an impact crater, not an airburst (Chyba et al. 1993).

In Chyba’s model, to describe the deformation of the meteoroid, a cylinder with a diameter equal to the height is used which, when the dynamic pressure is the half of the limit given by Eq. (4), begins to deform and expand as a plastically deformable body, increasing the area A which intercepts the atmosphere. So after the fragmentation, the mass of the body spreads over a greater area, the quantity of intercepted atmosphere increases and therefore the braking and ablation increases: the body loses kinetic energy very rapidly, i.e. explosively, and there is an airburst. The airburst occurs when at the end of the pancake phase the fragmented asteroid has a diameter 5-10 times that of the original body and the fragments decouple, developing their own shock wave. According to Chyba’s estimates, for a rocky asteroid with a 45° inclined trajectory, 15 km/s speed, 10 MPa strength and starting kinetic energy of 15 Mt the airburst occurs around 9 km altitude, in good agreement with what was determined for TE.

In Chyba’s model the TCB’s mechanical strength appears at least about 2 times higher than CE. It should also be noted that in the pancake model the mean body strength is much lower than the value that would be obtained by applying Eq. (4) at the airburst height. This happens because the height where the fragmentation of the main body begins is higher than the height where the maximum expansion of the pancake associated with the airburst occurs. For example, considering that to an altitude of 9 km corresponds an average air density of 0.467 kg/m^3 , the “effective strength” of the TCB would be about 50 MPa, 5 times greater than the 10 MPa assumed mean strength.

In Chyba’s model, for a carbonaceous asteroid with the same starting condition but with 1 MPa strength, the altitude of the explosion would be around 15 km, while a metallic asteroid with an assumed strength of 100 MPa, would reach the ground forming an impact crater. In Chyba’s pancake model the strength of the asteroid is assumed constant, Weibull’s law given by Eq. (5) is not considered and nothing is said about the possible fragments capable of reaching the ground and becoming meteorites.

With a similar model Hills and Goda (1993) examine the fragmentation of small asteroids in the atmosphere considering metallic bodies ($S \approx 200 \text{ MPa}$), hard stones ($S = 10 - 50 \text{ MPa}$) and soft stones ($S \approx 1 \text{ MPa}$), but always with a constant strength S . In this model the fragmentation condition is given by $S = \rho_{fr} V_m^2$, i.e. Eq. (4) without including Γ , and once it starts it is a continuous process and ends only when the speed drops below the critical value $V_{crit} = \sqrt{S/\rho_a(0)}$, where $\rho_a(0) \approx 1.22 \text{ kg/m}^3$ is the air density at sea level. Also in this case the strength S is a constant value, which does not increase as the size of the fragments decreases. From dimensional considerations, the post-breakup dispersal speed, V_{disp} , of the meteoroid fragments in pancake phase is given by:

$$V_{disp} \approx \sqrt{\frac{7}{2} \frac{\rho_a}{\rho_m}} V_m \quad (6)$$

where ρ_m is the meteoroid mean density. Fixed the value of V_m , the lateral speed increases as the air density increases, therefore if the fragmentation occurs at low altitude the lateral expansion speed is greater. The diameter of the pancake structure from the break time 0 is:

$$D \approx D_0 + 2 \int_0^t V_{disp} dt \quad (7)$$

This increasing diameter over time increases the drag of the fragmented asteroid and when the diameter of the pancake structure becomes about twice the diameter of the pancake when the dynamic pressure drops below the average body strength, it is assumed that the fragments decouple and that each fragment continues to fall as an independent body, with its own shock wave.

In the model of [Hills and Goda \(1993\)](#) the dimensions of the meteorites on the ground are also estimated and for the TCB (hard stone, speed 15 km/s, diameter 80 m) it is found that, at most, there can be meteorites with a mass of the order of 1 kg. This is a direct consequence of assuming a constant strength in the model: the body continues to fragment because the S value does not rise after each fragmentation. It is interesting to note that for the Chelyabinsk event (soft stone, speed 20 km/s, diameter 20 m), the [Hills and Goda \(1993\)](#) model would predict meteorites with a largest mass of the order of 0.001 kg, a value that is not consistent with the mass of the big F1 fragment.

More recently the description of the Tunguska fall was also made using three dimensional hydrodynamic simulations, which consider the asteroid as a body without internal cohesion ([Artemieva and Shuvalov 2007, 2016](#)). Compared to the single-body models, the hydrodynamic has the advantage that describe the propagation of atmospheric shock waves created by hypersonic flight and the interaction of shock waves with the surface, therefore it is potentially able to reproduce the devastation of the area around the epicenter. Two different conditions have been simulated: an impact with an inclination of 45° and a speed of 20 km/s for a body of chondritic composition with a diameter of 50 m (total energy of 10 Mt) and a second scenario with an inclination of 30° , a speed of 15 km/s and diameter of 80 m (energy 20 Mt). Based on this, the TCB began to deform due to the dynamic pressure at an altitude of about 35 km, at 20 km it assumed a ‘‘pancake’’ shape and at 15 km it transformed into a gaseous mixture of dust and air at high temperature (about 10 000 K) that froze at about 6-8 km altitude, in good agreement with the altitude of the Tunguska’s airburst. The maximum pressure on the ground exceeds the standard atmospheric pressure by 50% within an area of 5 km in diameter, therefore the pressure exerted by the arrival of the shock wave in the epicenter can be estimated as about 50 kPa. As we have said, the limits of a hydrodynamic model is that it does not take into account the cohesion force of the asteroid as these models treat the meteoroid as a continuum ([Artemieva and Shuvalov 2016](#)). So the absence of macroscopic meteorites from this model does not mean that the body was completely destroyed.

Suppose we are in the airburst phase, with the asteroid completely disintegrated into several fragments which are in turn immersed in a bubble of hot plasma due to the sudden conversion of kinetic energy into heat. We can estimate the ablation survival time of a TCB’s meteoroid of diameter D and mean density ρ_m that is immersed in this high temperature environment as described by the previous hydrodynamic model. From energy conservation the maximum ablation rate \dot{m} will be given by ([Chyba et al. 1993](#)):

$$\dot{m} = \frac{A_s \sigma T^4}{Q} \quad (8)$$

In Eq. (8) $A_s = 4\pi(D/2)^2$ is the surface area, $\sigma = 5.67 \cdot 10^{-8} \text{ W/m}^2\text{K}^2$ the Stephan-Boltzmann constant, T the absolute temperature of the surface assumed equal to that of the surrounding environment and $Q \approx 8 \cdot 10^6 \text{ J/kg}$ is the heat of ablation for stony meteorites. The minimal survival time will be:

$$\Delta t_{min} \approx \frac{m}{\dot{m}} = \frac{\rho_m D Q}{6 \sigma T^4} \quad (9)$$

With $D \approx 1 \text{ m}$, $\rho_m \approx 3500 \text{ kg/m}^3$ and $T \approx 10^4 \text{ K}$ from Eq. (8) we get $\dot{m} \approx 200 \text{ kg/s}$ and from Eq. (9) the minimal survival time is $\Delta t_{min} \approx 9 \text{ s}$, a time longer than it takes the fragments to exit from the airburst zone, see next section. So big macroscopic fragments can survive the airburst, provided that the strength of the stones is greater than the value given by Eq. (4), otherwise the stones will undergo further fragmentation and small fragments can be vaporized.

In this regard, an interesting paper is that of [Svetsov \(1998\)](#), concerning the survival of the fragments of the TCB after the airburst. Svetsov has taken a TCB with a diameter of 58 m, speed of 15 km/s, trajectory inclination 45° and a mean density of 3500 kg/m^3 .

Considering the radiation emitted in the airburst and absorbed by the fragments, the conclusion is that fragments up to 10 cm in diameter are vaporized in the airburst, while larger ones can survive.

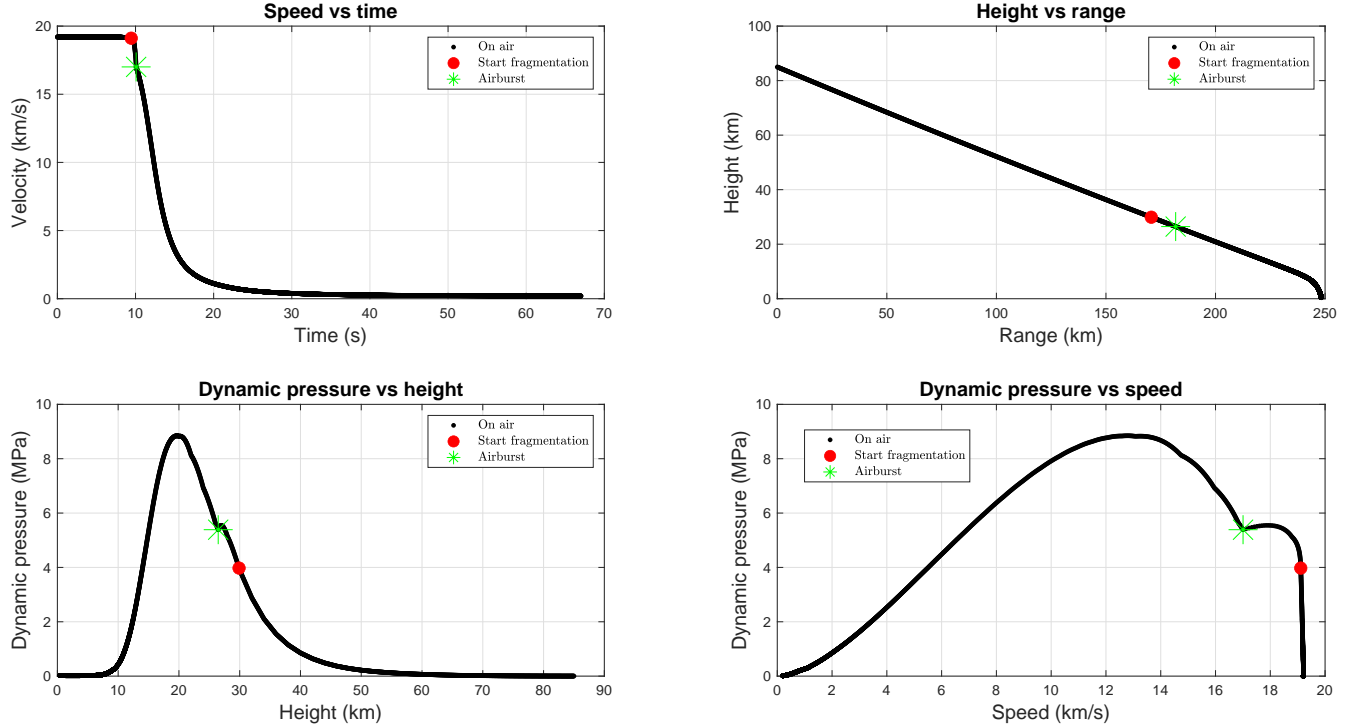


Figure 2. The Chelyabinsk model with initial height 85 km, speed 19.2 km/s, mean density 3290 kg/m^3 , diameter 20 m, inclination 18.3° and mean strength 4 MPa. Airburst at 26.5 km, fragment of 1.4 m initial diameter with strength of 19 MPa and final diameter of 0.8 m.

4.3. TCB's maximum dynamic pressure

In this section we want to estimate the dynamic pressure to which a macroscopic fragment of the main body could have been subjected after the fragmentation until airburst. As stated in section 4.1, considering the range of the possible atmospheric trajectories, the TCB's speed cannot be greater than about 35-40 km/s because otherwise the body could not belong to the Solar system. Assuming that TCB was a stony near-Earth asteroid the most probable speed in the atmosphere is between 11 and 20 km/s and considering the small dimension – below the cohesionless spin-barrier limit of about 150 m – this leads us to hypothesize that most likely was a monolithic block. The existence of monolithic blocks with dimensions up to several tens of meters is confirmed by the space exploration of asteroids, such as Ryugu (Michikami et al 2019) and Bennu (Jawin et al. 2019). The most probable range for the mean TCB's strength is 10 – 50 MPa.

To estimate the dynamic pressures a fragment can encounter after the fragmentation until airburst phase, we adopt the following qualitative model: an asteroid falls into the atmosphere as a rigid body losing mass by ablation until fragmentation takes place (when the dynamic pressure exceeds the effective strength): it follows a pancake phase until the diameter becomes 5-10 times the original one and then a fall phase for a fragment about one meter in diameter. We will assume that the initial speed of the fragment is the final speed of the pancake phase and that the fall direction remains the same of the main body. Finally, we will assume an average TCB's strength of about 10-50 MPa and the strength of the fragment will be greater than the main body according to Weibull's law (with $\alpha \approx 0.2$). In any case we set an upper limit of 100 MPa on the fragment strength.

In experiments with groups of spheres of identical diameter coupled together it was found that the decoupling is complete when the diameter of the group of spheres that move away is about 2.28 times the original one (Whalen and Laurence 2021), therefore the ratio between the initial diameter and the final diameter of the pancake phase must be at least greater than this value. However, the further fragmentation that occurs in the pancake phase can delays the decoupling between the fragments so that a 5-10 times aspect ratio between the original diameter and the final one of the pancake phase appears physically realistic (Collins et al. 2005).

As a reference value we will assume 7.5.

For our purposes, we can use the equations Eq. (2) for the starting atmospheric trajectory as a single body with Eq. (3) for the mass loss; Eq. (4) for the fragmentation condition; Eq. (6) and Eq. (7) for lateral expansion speed and increasing diameter in the pancake phase (immediately after the first fragmentation), and Eq. (5) for the strength of the fragments after they become independent bodies. For the asteroid we have adopted an average density of 3290 kg/m^3 , while for the fragment we have adopted a fixed size of 1.4 m in diameter with a mass of 5000 kg, potentially able to resist the ablation phase during the airburst due to Eq. (9).

Solving these equations numerically with Runge-Kutta 4th/5th order solver, we have a mathematical model for the fall of a stony asteroid into the atmosphere with airburst, pancake phase and big fragment fall. In this generic model we use the US Standard Atmosphere 1976 up to 86 km height².

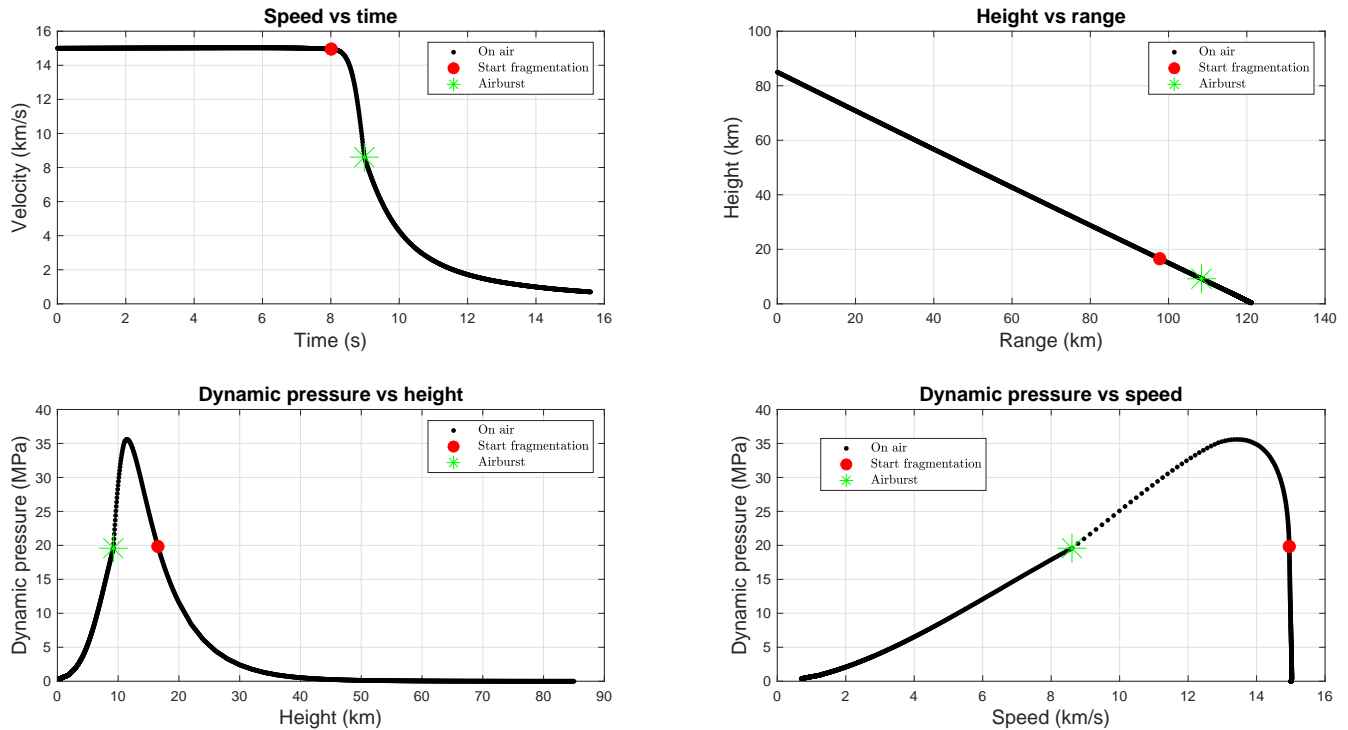


Figure 3. The Tunguska model with variable strength. Initial kinetic energy 15 Mt, height 85 km, speed 15 km/s, $\Gamma \approx 0.58$, mean density 3290 kg/m^3 , diameter 68 m, inclination 35° and TCB's strength 20 MPa. Airburst at 9.2 km and maximum dynamic pressure 35.4 MPa. Fragment of 1.4 m diameter with a strength of 100 MPa touches the ground with a diameter of about 1.2 m at a speed of about 0.7 km/s.

As a first test we used our model to reproduce both the Chelyabinsk fall and the dynamics of the F1 fragment assuming an initial mean strength of 4 MPa and a kinetic energy of 0.5 Mt for the main body. The initial conditions for trajectory and speed are given in Table 1, instead of 97.1 km as H_{start} we use 85 km in order to stay within the adopted atmospheric profile. This slightly lower value for the initial height has no effect on the final results shown in Fig. 2). So the starting parameters are the following: initial height 85 km, speed 19.2 km/s, mean density 3290 kg/m^3 , diameter 20 m, inclination 18.3° and main body mean strength 4 MPa. According to the computations, the fragmentation starts at 29.9 km, while airburst occurs at an height of about 26.5 km. The pancake phase has a duration of 0.6 s, then our macroscopic fragment of 1.4 m initial diameter with a strength from Weibull's law of 19 MPa and a speed of about 17 km/s continues the fall towards the ground. The fragment speed decreases rapidly and the maximum dynamic pressure is 9 MPa at an height of about 20 km, so the fragment does not fragment further. There is still a slight mass loss by ablation that in our model ceases when the atmospheric speed reaches 3 km/s. At this point, after about 5.5 s from pancake phase, the dark flight phase begins at an altitude of about 12 km. After about 19 km of horizontal range, the

² <https://www.pdas.com/atmos.html>

meteoroid touches the ground with a diameter of about 0.8 meters at a speed of about 200 m/s. If we go back to section , we see that the numerical data of our model agree, with good approximation, with the observed one. By doing a fine-tuning operation, the height of the airburst rises to 29.7 km if an average strength of 2 MPa is assumed, but the “picture” after the airburst remains essentially the same.

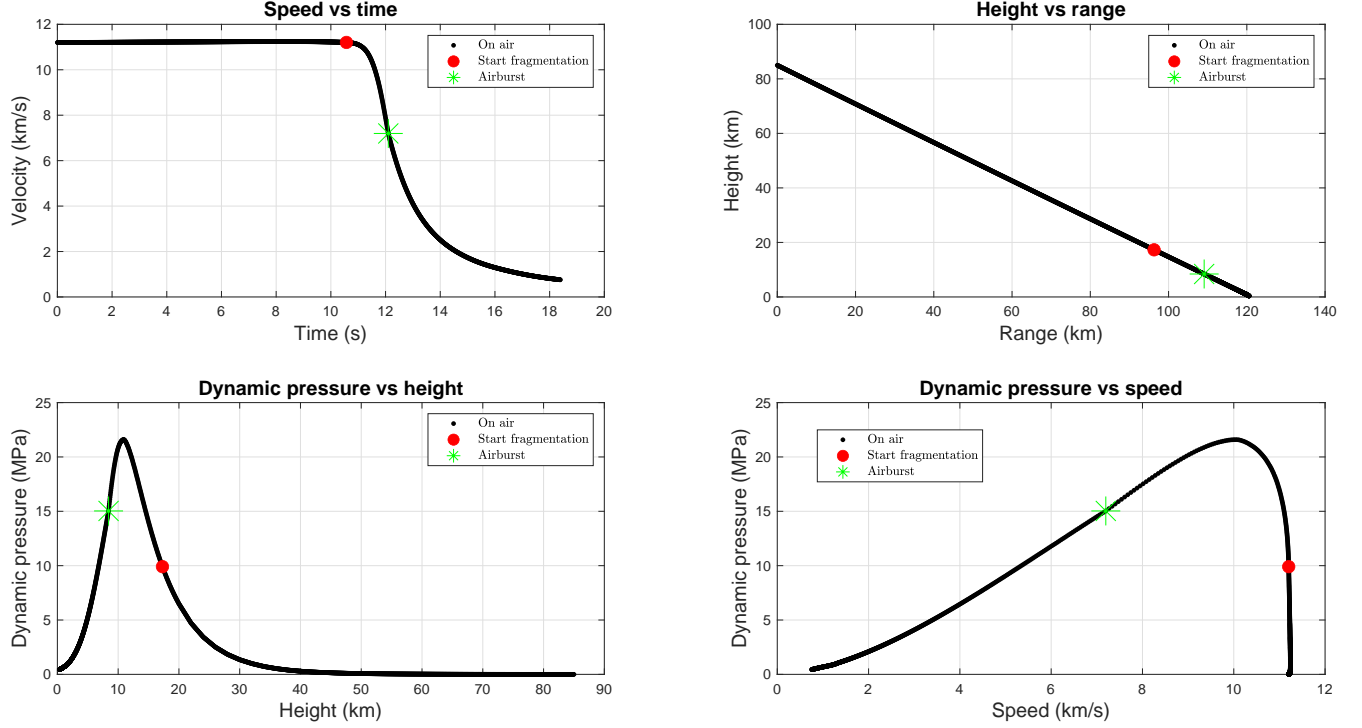


Figure 4. The Tunguska model with variable strength. Initial kinetic energy 15 Mt, height 85 km, speed 11.2 km/s, $\Gamma \approx 0.58$, mean density $\rho_m = 3290 \text{ kg/m}^3$, diameter 83 m, inclination 35° and TCB’s strength 10 MPa. Airburst at 9 km. Fragment of 1.4 m diameter with a strength of 100 MPa, final diameter of 1.3 m and maximum dynamic pressure 21 MPa.

We proceeded similarly with the TE, but in this case the mean strength is chosen in such a way as to have an airburst around 8-9 km of altitude with an initial kinetic energy of 15 Mt, see Fig. 3 and Fig. 4. The starting parameter of the first scenario are the following: initial height 85 km, speed 15 km/s, mean density 3290 kg/m^3 , diameter 69 m, inclination 35° , TCB’s strength 20 MPa. According to the computations, the airburst occurs at an height of about 9.2 km, the pancake phase has a duration of about 1 s and the maximum dynamic pressure is 67 MPa. As expected, there is a noticeable decrease in speed in the pancake phase, from 15 to 8.6 km/s. Our fragment of 1.4 m with a maximum strength of 100 MPa can resist and continues the fall towards the ground with a residual speed of about 8.6 km/s and a slight mass loss by ablation. At an altitude of about 5 km with a speed of 3 km/s the dark flight phase begins and after about 7 km of horizontal range the meteoroid touches the ground with a diameter of about 1.2 meters at a speed of about 0.7 km/s.

This value for the impact speed is interesting because is close to the estimate speed of about 0.5 km/s made by [Anfinogenov et al. \(2014\)](#) for the John’s Stone by imposing that all the kinetic energy in the impact has done the work of excavation in the permafrost. Reversing Anfinogenov’s formula, it can be estimated that a fragment of 1.2 m in diameter having a mass of about $m_{fr} \approx 2977 \text{ kg}$ hitting the permafrost with a strength $\sigma_{pf} \approx 3 \text{ MPa}$ at about $v_i \approx 0.7 \text{ km/s}$ would excavate a volume B given by:

$$B \approx \frac{m_{fr} v_i^2}{2\sigma_{pf}} \approx 240 \text{ m}^3 \quad (10)$$

This volume for the excavated permafrost is about 270 times the volume of the meteoroid, so it is reasonable to expect that the fragments became embedded in the permafrost and quickly swallowed up by the mud.

With an atmospheric starting speed of 11.2 km/s the TCB’s diameter is about 83 m and the mean strength must be 10 MPa to

Table 4. Tunguska fall models computed for an initial kinetic energy of 15 Mt, mean density of 3290 kg/m^3 , trajectory inclination of 35° and airburst height between 8 and 9 km. The first column on the left is the initial atmospheric speed of the TCB, the second is the average body strength to get the airburst at the right altitude range, the third is the maximum dynamic pressure that is reached during the pancake phase and finally the last column is the strength of the macroscopic fragment based on Weibull's law but with a superior limit of 100 MPa. In each scenario the strength of the fragment reaches the maximum value allowed and the maximum dynamic pressure comes to be about 2 times the maximum value estimated for the Carancas fall.

TCB's speed (km/s)	S_{main} (MPa)	$MaxP_{dynamic}$ (MPa)	S_{fr} (MPa)
11	10	21.5	100
13	15	28.6	100
15	20	35.4	100
16	30	46.4	100
18	35	52.5	100
20	50	69.4	100

have an airburst at about 8.5 km height. The maximum dynamic pressure is 21 MPa, achieved during the pancake phase, while that of the fragment is still 100 MPa (see Fig. 4). The macroscopic fragment reach the ground with a speed of about 0.8 km/s, a diameter of about 1.3 m and a mass of 3785 kg. In this case the volume B excavated in the permafrost and given by Eq. (10) is about 400 m^3 , 350 times the volume of the fragment.

Finally we have computed the model for a speed of 20 km/s and diameter of 57 m (kinetic energy of 15 Mt). In this case to have an airburst at about 9 km in height, the TCB's mean strength must rise to about 50 MPa. So the maximum dynamic pressure is 69 MPa and our 1.4 m fragments, with a maximum strength of 100 MPa, can reach the ground with a speed of about 0.5 km/s and a diameter of about 1.3 m. The maximum dynamic pressure as a function of atmospheric speed is plotted in Fig. 5.

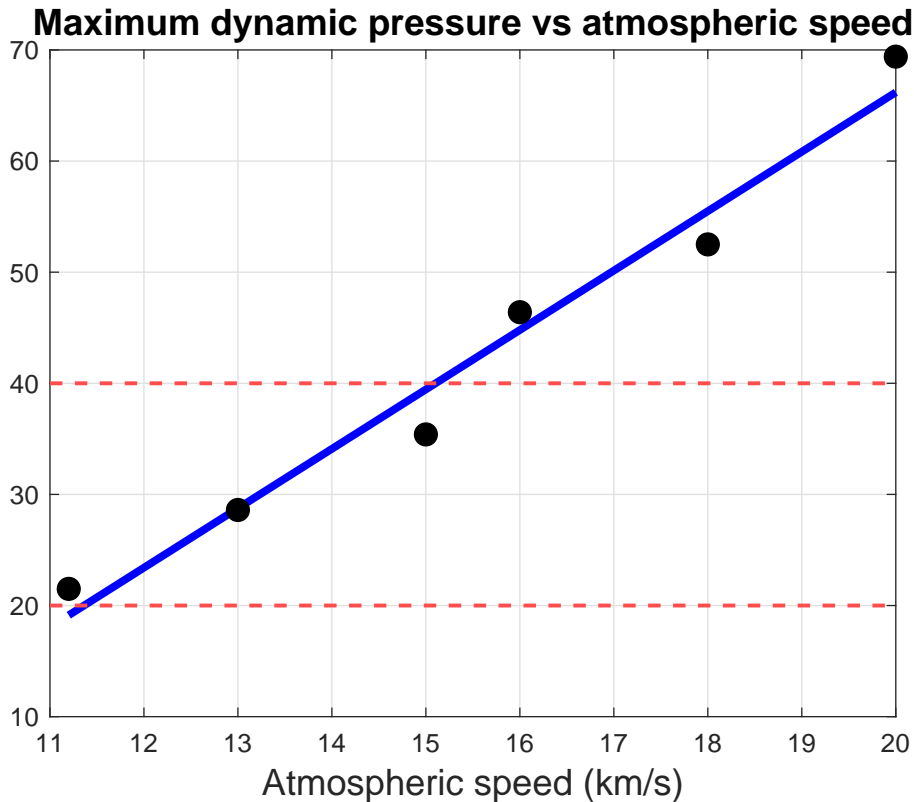


Figure 5. The maximum dynamic pressure as a function of atmospheric speed for a TCB with kinetic energy of 15 Mt, trajectory inclination of 35° and airburst height in the range 8-9 km. The two dotted lines indicate the lower and upper limits of the Carancas's mean strength.

Table 5. The nominal coordinates of the strewn fields center as a function of the starting m_{fr}/A_0 (kg/m²) ratio. The suffixes of Lat. and Long. stand for $L = 15^\circ \pm 5^\circ$ and $H = 35^\circ \pm 5^\circ$ inclination trajectory. The initial and final diameter, D_0 and D_{fin} , are computed assuming a density equal to Chelyabinsk, $\rho = 3290$ kg/m³.

m_{fr}	m_{fr}/A_0	D_0 (m)	D_{fin} (m)	Lat.L (°)	Long.L (°)	Lat.H (°)	Long.H (°)
6000	3300	1.5	1.0	60.95 ± 0.03	101.52 ± 0.06	60.92 ± 0.02	101.70 ± 0.03
4000	2900	1.3	0.8	60.95 ± 0.03	101.55 ± 0.06	60.92 ± 0.02	101.70 ± 0.03
2000	2300	1.0	0.7	60.94 ± 0.03	101.59 ± 0.05	60.92 ± 0.02	101.71 ± 0.03

To conclude this section, in our working hypothesis the TCB was a monolithic stony asteroid with speed in the range 11-20 km/s and mean strength in the range 10-50 MPa, a value 2 to 10 times higher than the average strength of Chelyabinsk which we estimated in about 4 MPa. A macroscopic fragments, with a diameter of about 1 m and strength in the range 20-70 MPa (see Fig. 5 and Table 4), could have sufficient dimension and strength to avoid vaporization and further fragmentation. A strength in this range is physically compatible with the mechanical strength measured in laboratory on stony meteorites: from 6 to 200 MPa for compressive strength and from 2 to 62 MPa for tensile strength (Svetsov et al. 1995). The fall of Carancas, which took place in Peru on September 15, 2007, is emblematic: in this case there was no fragmentation and the stony meteoroid arrived intact on the ground, generating a crater 13 m in diameter near Lake Titicaca. The estimated starting speed for this monolithic body, with dimension in the range 0.9-1.7 m, is under 23 km/s and the dynamic strength ranges from 20 to 40 MPa, values much higher than 0.4-12 MPa valid for small meteoroids. A TCB's fragment with a strength about 2 times the maximum value estimated for the Carancas fall appear to be sufficient to survive Tunguska's airburst and the probability of survival increases as the TCB's atmospheric speed decreases. The macroscopic fragments, reaching the ground with great speed (0.8-0.5 km/s) stuck in the permafrost. This scenario would explain the initial eyewitness accounts and the subsequent disappearance of the meteorites due to incorporation into the permafrost.

5. TUNGUSKA'S STREWN FIELD

As in the case of Chelyabinsk, to compute the path followed by the possible macroscopic fragments that survived the explosion of the main body, is necessary to know the height, azimuth, inclination of the trajectory, speed, latitude and longitude at the starting point (i.e. the airburst point). These values, with their uncertainties, are taken from Table 2. The model used for computation is that of Eq. (2) with $\Gamma \approx 0.775$ and $\rho_m = 3290$ kg/m³ as for fragment F1, but with the addition of Eq. (3) for mass ablation because, as we saw in the previous section, after the airburst the fragments have almost all the cosmic velocity of the original TCB. The computations were made for three starting values of the mass: $m_{fr} = 6000, 4000, 2000$ kg.

As atmospheric profile we chose the NRLMSISE-00 model (Picone et al. 2002), computed for the coordinates and the date of the atmospheric explosion. Considering that our aim is to trace the largest fragments shown in Table 5, the exact winds profile is not very important, and this is a fortunate circumstance because there are no atmospheric profiles of winds speed and direction for the TE. To compute the uncertainty of the strewn field we used a Monte Carlo approach with standard normal distribution, generating 5000 different scenarios for each fragment and looking at the geographic distribution of the possible fall zones (see Fig. 6 and Fig. 7).

Unlike the CE there are important differences from the low inclination of the trajectory estimated by the eyewitnesses and that obtained from the analysis of the devastation area. As we have already mentioned in Section 4, in this last case the best estimate are for angles of 35° , about the double of the 15° eyewitness value, see Table 2. So, for completeness, we have computed the strewn field for an inclination of 35 ± 5 degrees (see Fig. 7).

In the case of low inclination the three strewn fields corresponding to the different ratios m_{fr}/A_0 are partially superimposed and fragments falling near the epicenter are unlikely. The uncertainty in longitude at 3 sigma is about $\pm 0.18^\circ$ (i.e. ± 10 km), while in latitude is about $\pm 0.09^\circ$ (± 10 km). The center of the mean strewn field is about 20 km WNW away from the epicenter, see Table 5 and is quite large: at 3 sigma it forms an area of about 23×24 km, for a total area of about 550 km². In the case of higher inclination the strewn fields are closer to the epicenter and are more overlapping than previous. In this case the distance from the mean strewn field and the epicenter is about 11 km WNW with dimensions $12 \times 10 \approx 120$ km², more compact than the case of low inclination, as expected. Compared to the low inclination case increases the number of macroscopic fragments that can fall near the epicenter.

5.1. About the Lake Cheko origin

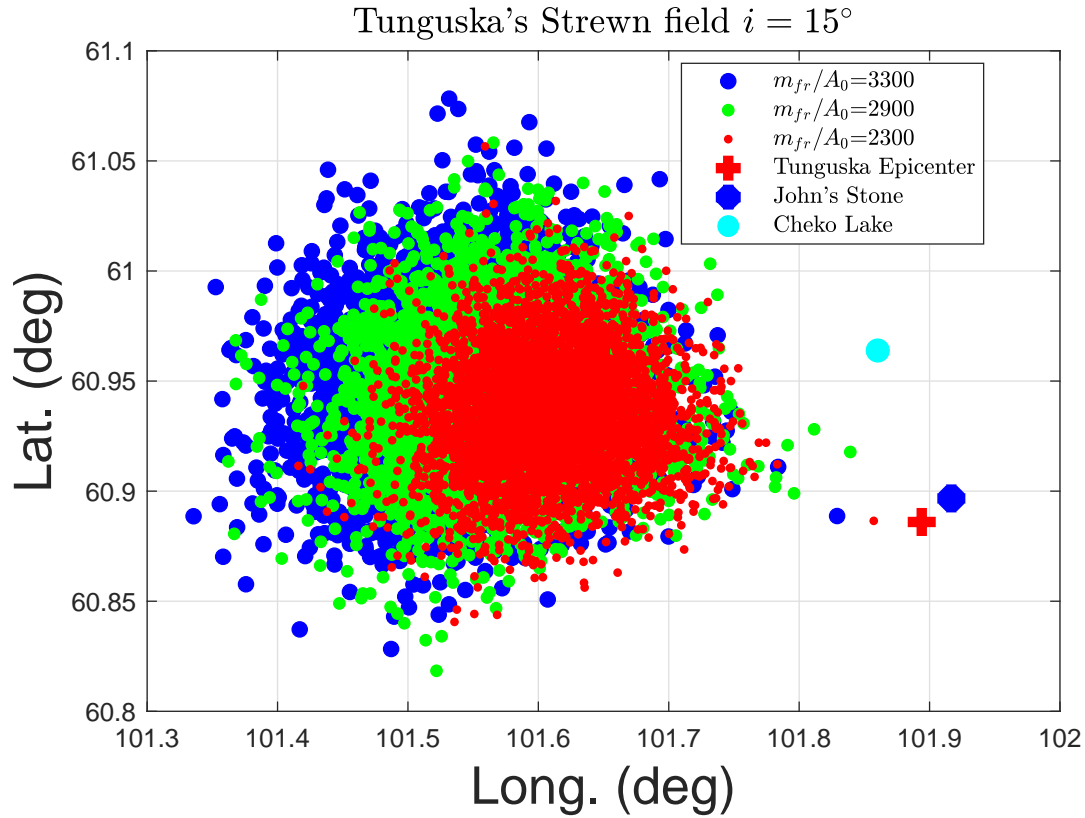


Figure 6. The strewn fields for the TE computed for fragments with starting $m_{fr}/A_0 = 2300, 2900, 3300 \text{ kg/m}^2$ as in Table 5. For each m_{fr}/A_0 value, 5000 Monte Carlo scenarios with standard normal distribution were computed with inclination $15^\circ \pm 5^\circ$, azimuth $110^\circ \pm 10^\circ$, speed $V = 15 \pm 5 \text{ km/s}$, height $h = 8.5 \pm 1 \text{ km}$ and $\Gamma = 0.775$. In red the lightest meteorites, in blue the most massive ones. Cheko Lake is about 6 km from the Eastern edge of the combined strewn fields.

These results about a possible strewn field for TE give us the opportunity to make some comments about the Cheko lake, a small lake elliptical in shape with axes equal to $500 \times 350 \text{ m}$ elongated in NW-SE direction, located about 9 km in a direction with azimuth of 348° from the epicenter with coordinates Long. 101.8603° , Lat. 60.964° . Cheko lake is considered by some authors as a possible impact crater of a fragment of the TCB with a diameter of about 1 m (Gasperini et al. 2007, 2008, 2009, 2014). The most intriguing clues about this lake are the conical shape, the density/velocity discontinuity in the center of the lake about 10 m below the bottom (the so called reflector-T) and the trees near the shores of the lake that show vigorous growth only after 1908 until present day, suggesting that they are born when there was no lake (Gasperini et al. 2014; Fantucci et al. 2015). The scientific debate about Lake Cheko's origin is still open and several authors do not consider it as an impact structure: there is no sure evidence that the lake is only 100 years old and it is strange that a single impact structure formed during the TE because crater fields are usually found, furthermore the edge of the lake is not as prominent as one would expect from an impact crater (Collins et al. 2008).

On the basis of our findings Cheko lake is outside from the more likely strewn field, see Fig. 6) and Fig. 7). Making computations of the strewn field by radically changing the trajectory's azimuth, with $i = 35^\circ \pm 5^\circ$, $V = 15 \pm 5 \text{ km/s}$, $h = 8.5 \pm 1 \text{ km}$, $\Gamma = 0.775$ and $m_{fr}/A_0 \approx 3300 \text{ kg/m}^2$, we find that the lake could be an impact crater if the azimuth is between 150 and 180 degrees, see Fig. 8). These values are in agreement with the fact that to joining the epicenter with the lake the incoming trajectory would have an azimuth of $348^\circ - 180^\circ \approx 168^\circ$. However, these values are distant from the most common azimuth value adopted here ($110^\circ \pm 10^\circ$). The value for the azimuth of the trajectory closest to 168° is that of 137° obtained by Krinov (1949), based on eyewitness accounts of the fireball. On the other hand, is unlikely that the value of $110^\circ \pm 10^\circ$ be far from reality. The area of the trees fall resembles a triangle or a butterfly and has an axis of symmetry directed towards an azimuth of about 115° (Artemieva and Shuvalov 2016): with this condition it is difficult to think that the trajectory of the TCB could have been directed towards the lake. A deviation of at least 40° would be necessary, but this is almost impossible for a macroscopic fragment

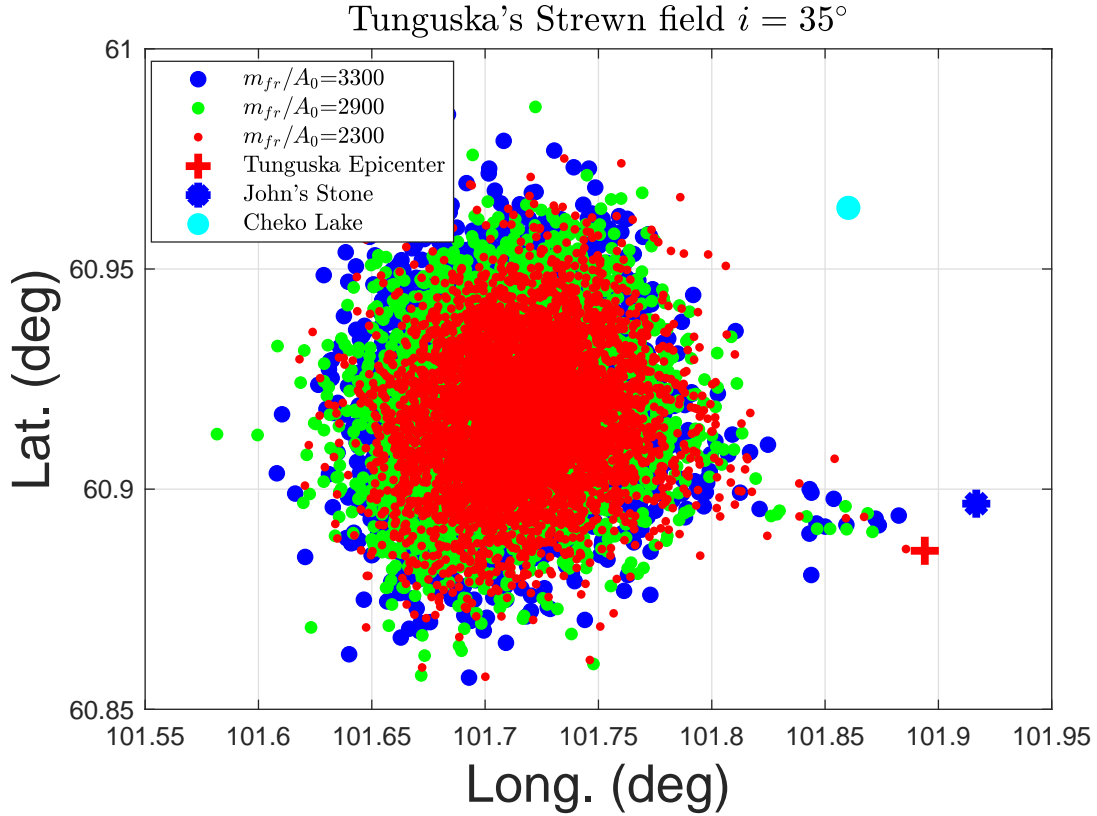


Figure 7. The strewn fields for the TE computed for fragments with starting $m_{fr}/A_0 = 2300, 2900, 3300 \text{ kg/m}^2$ as in Table 5. For each m_{fr}/A_0 value, 5000 Monte Carlo scenarios with standard normal distribution were computed with inclination $35^\circ \pm 5^\circ$, azimuth $110^\circ \pm 10^\circ$, speed $V = 15 \pm 5 \text{ km/s}$, height $h = 8.5 \pm 1 \text{ km}$ and $\Gamma = 0.775$. In red the lightest meteorites, in blue the most massive ones. Cheko Lake is about 6 km from the Eastern edge of the combined strewn fields.

generated in the epicenter. In fact from Eq. (6), the deflection angle θ_{disp} of the speed vector following the pancake phase with lateral expansion, with $\rho_a \approx 0.5 \text{ kg/m}^3$ and $\rho_m = 3290 \text{ kg/m}^3$, is given by:

$$\theta_{disp} \approx \arctan \left(\sqrt{\frac{7}{2} \frac{\rho_a}{\rho_m}} \right) \quad (11)$$

From Eq. (11) we have $\theta_{disp} \approx \arctan(0.023) \approx 1.3^\circ$, more or less the same deviation value of the Chelyabinsk fragment F1. However, considering the geometry formed by the epicenter, Lake Cheko and arrival trajectory from 110° azimuth, in order for a fragment formed in the 8.5 km airburst to impact the area of Lake Cheko to form a crater, a deviation of about 58° from the direction of arrival is required, a value that is consistent with Fig. 8).

Our result is in agreement with Foschini et al. (2019), which make the hypothesis that the TCB may have been a binary asteroid to justify the formation of the Cheko Lake as an impact crater. This complex scenario is necessary because the lateral speed of the big meteoroid necessary to create the lake is too small to obtain a significant deviation from the original trajectory, so it is not possible for a large fragment to form an impact crater in the Cheko zone. This would be theoretically possible in the case of a binary asteroid, with a small object in orbit around the main body, or a rubble pile body. The binary asteroid hypothesis would also solve the problem of the absence of a craters field.

6. CONCLUSIONS

The purpose of this paper was to delimit a possible strewn field for Tunguska where to go in search of macroscopic fragments of the order of 1 m in diameter, large enough to survive the high temperatures during the airburst phase. In the case of the Chelyabinsk fall, a meteorite with a diameter of this order of magnitude was recovered (the so called F1 fragment) and the same thing happened in the fall of Carancas, so the same thing could happened for Tunguska.

Using the Chelyabinsk event as a reference, we have tested a model based on Earth's gravity and atmospheric drag able to obtain,

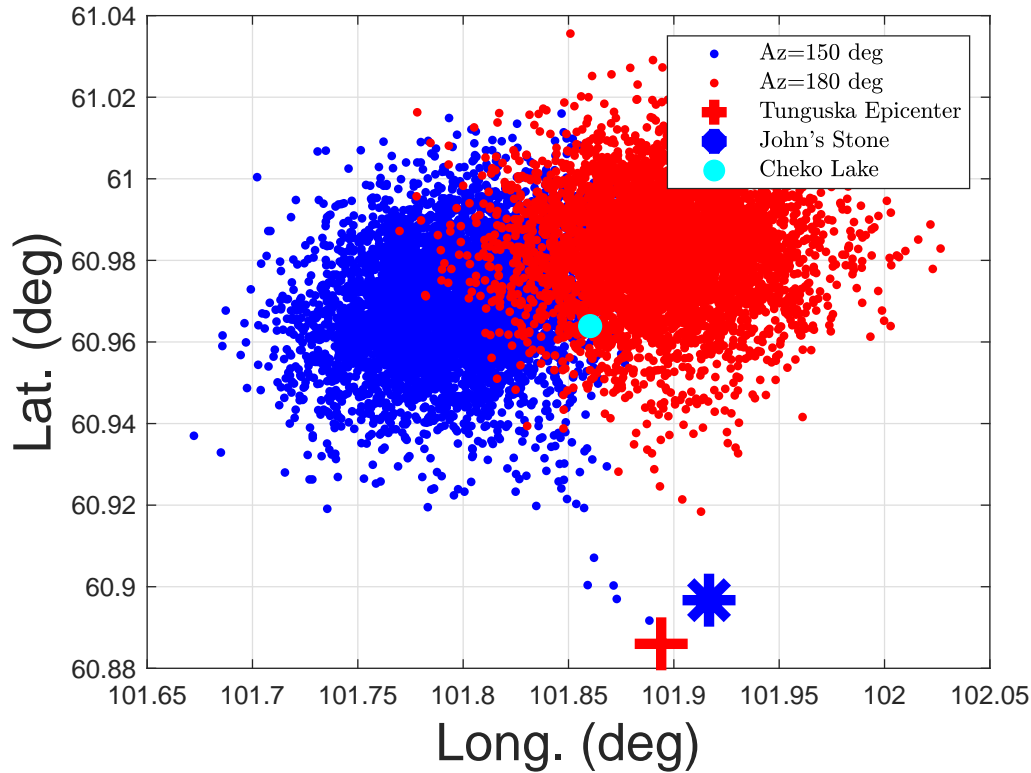


Figure 8. The strewn fields for Lake Cheko for fragments with $m_{fr}/A_0 = 3300 \text{ kg/m}^2$: 5000 Monte Carlo scenarios with standard normal distribution were computed with inclination $35^\circ \pm 5^\circ$, azimuth $150^\circ - 180^\circ \pm 10^\circ$, speed $V = 15 \pm 5 \text{ km/s}$, height $h = 8.5 \pm 1 \text{ km}$ and $\Gamma = 0.775$.

with a good approximation, the dark flight and the fall zone of the fragment F1. From the strength of the meteorites recovered from CE, using the Weibull's law with modulus $\alpha \approx 0.2$ a strength of the original body $S \approx 4 \text{ MPa}$ were estimated. We have adopted the same α value for the Tunguska case. After a review of the models used for the description of the Tunguska fall and having verified that fragments with a diameter of the order of 1 m can survive the airburst phase if they have enough strength, a falling model has been developed which includes mass ablation, pancake phase with lateral expansion and Weibull's law for fragments strength. The results, for a TCB with a kinetic energy of 15 Mt, speed in the range 11-20 km/s and an average strength in the range 10-50 MPa, tell us that a fragment with a mean strength in the range 20-70 MPa, would be sufficient to reach the ground. The maximum strength of the fragment is about 2 times the maximum strength estimated for the fall of Carancas. The fragment's arrival speed is of the order of 0.8-0.5 km/s, high enough to get stuck in the permafrost and be quickly lost.

The strewn field center for low trajectory inclination ($15^\circ \pm 5^\circ$) is located about 20 km WNW away from the Tunguska epicenter with an extension of about $23 \times 24 \text{ km}$ at 3σ level. For high trajectory inclination ($35^\circ \pm 5^\circ$) the strewn field is about 11 km WNW with an extension of about $12 \times 10 \text{ km}$. If some macroscopic meteorites were produced, these are the most likely regions to look for. Unfortunately, the time elapsed from the fall of the TCB to the first Kulik expedition was 19 years, enough time for any little craters and meteorites to be buried by mud and vegetation and this is even more true today.

Lake Cheko is several km outside the strewn fields and, based on our results, it is unlikely that it could be a real impact crater unless the trajectory of the TCB had an azimuth between 150° and 180° . However, this value is in contrast with the azimuth of the axis of symmetry of the area of the trees fall which indicates the direction of the most probable arrival trajectory.

DATA AVAILABILITY

The data underlying this paper will be shared on reasonable request to the corresponding author.

REFERENCES

- Anfinogenov, J., et al., 2014. John's Stone: A possible fragment of the 1908 Tunguska meteorite. *Icarus* 243, 139-147.
- Artemieva, N., Shuvalov, V., 2007. 3D effects of Tunguska event on the ground and in the atmosphere. *Lunar Planet. Sci.*, XXXVIII (Abstracts), 1537.

- Artemieva, N., Shuvalov, V., 2016. From Tunguska to Chelyabinsk via Jupiter. *Annual Review of Earth and Planetary Sciences*, 44, 37-56.
- Avramenko, M., et al., 2014. Simulation of the airwave caused by the Chelyabinsk superbolide. *J. Geophys. Res. Atmos.*, 119, 7035-7050.
- Ben-Menahem, A., 1975. Source parameters of the siberian explosion of June 30, 1908, from analysis and synthesis of seismic signals at four stations. *Phys. Earth Planet. Inter.* 11, 1-35.
- Bonatti, E., et al., 2015. Origin of John's Stone: A quartzitic boulder from the site of the 1908 Tunguska (Siberia) explosion. *Icarus* 258, 297-308.
- Borovička, J., Spurný, P., 2008. The Carancas meteorite impact - Encounter with a monolithic meteoroid. *Astronomy & Astrophysics*, 485, L1-L4.
- Borovička, J., et al., 2013. The trajectory, structure and origin of the Chelyabinsk asteroidal impactor. *Nature*, 503, 235-237.
- Boslough, M. and Crawford, D.A., 1997, In J.L. Remo, Ed., *Near-Earth Objects*, *Annals of the New York Academy of Sciences*, V822, 236-282.
- Boslough, M. and Crawford, D.A., 2008. Low-altitude airbursts and the impact threat. *International Journal of Impact Engineering*, 35, 1441-1448.
- Cepelch, Z., 1987. Geometric, dynamic, orbital and photometric data on meteoroids from photographic fireball networks. *Bulletin Astronomical Institutes of Czechoslovakia*, 38, 222-234.
- Carbognani A., 2021, The great Chinese fireball of December 22, 2020, *The European Physical Journal Plus*, 136, 616.
- Chyba C. F., Thomas P. J., Zahnle K. J., 1993. The 1908 Tunguska explosion: atmospheric disruption of a stony asteroid. *Nature*, 361, 40-44.
- Collins, G. S., Melosh G. H., Marcus R. A., 2008. Earth Impact Effects Program: A Web-based computer program for calculating the regional environmental consequences of a meteoroid impact on Earth. *Meteoritics & Planetary Science* 40, 817-840.
- Collins, G. S. et al., 2008. Evidence that Lake Cheko is not an impact crater. *Terra Nova*, 20, 165-168.
- Fantucci, R. et al., 2015. The Tunguska event and Cheko lake origin: dendrochronological analysis. *International Journal of Astrobiology*, 14, 345-357.
- Farinella, P. et al., 2001. Probable asteroidal origin of the Tunguska Cosmic Body. *Astronomy & Astrophysics*, 377, 1081-1097.
- Fast V. G., 1967, Statisticheskij analiz parametrov Tungusskogo vyvala, in *Problema Tungusskogo meteorita*, Izdatelstvo Tomskogo Universiteta, Tomsk, part 2, 40-61.
- Foschini, L., et al., 2019. The atmospheric fragmentation of the 1908 Tunguska Cosmic Body: reconsidering the possibility of a ground impact. <https://arxiv.org/abs/1810.07427>.
- Gasperini, L. et al., 2007. A possible impact crater for the 1908 Tunguska Event. *Terra Nova*, 19, 245-251.
- Gasperini, L. et al., 2008. Lake Cheko and the Tunguska Event: impact or non-impact? *Terra Nova*, 20, 169-172.
- Gasperini, L. et al., 2009. Sediments from Lake Cheko (Siberia), a possible impact crater for the 1908 Tunguska Event. *Terra Nova*, 21, 489-494.
- Gasperini, L. et al., 2014. The origin of Lake Cheko and the 1908 Tunguska Event recorded by forest trees. *Terra Nova*, 26, 440-447.
- Kohout, M. et al., 2013. Mineralogy, reflectance spectra, and physical properties of the Chelyabinsk LL5 chondrite. *Meteoritics and Planetary Science*, 48, A205.
- Krinov, E. L., 1949, *Tungusskij meteorit*, Izdatelstvo Akademii Nauk SSSR, Moskva Leningrad.
- Jawin, E. R., 2019, 50th Lunar Planet. Sci. Conf., (Abstracts), 2132.
- Jenniskens, P., et al., 2022, *Meteoritics & Planetary Science* 57, 1641-1664.
- Hills J. G., Goda1 M. P., 1993. The Fragmentation of Small Asteroids in the Atmosphere. *The Astronomical Journal*, 105, 1114-1144.
- Korobeinikov, V. P., Chushkin, P. I. and Shurshalov, L. V., 1976, *Acta astronautica*, 3, 615-622.
- Kulik, L., 1936. Preliminary results of the meteorite expeditions made in the decade 1921-31. Translated by L. La Paz and G. Wiens. *Meteor. Planet. Sci.* 2, 15-20.
- Longo G., Serra R., Cecchini S., Galli M., 1994, Search for microremnants of the Tunguska Cosmic Body, *Planetary and Space Science* 42, 163-177.
- Longo, G. et al., 2005, In: *Asteroid comet Hazard-2005*, (M. Smelror, H. Dypvik and F. Tsikalas, eds). Institute of Applied Astronomy of the Russian Academy of Sciences, St Petersburg, 222-225.
- Longo, G., 2007. The Tunguska Event. In the book: *Comet/Asteroid Impacts and Human Society*, Springer-Verlag, Berlin Heidelberg New York.
- Michikami, T. et al., 2019. Boulder size and shape distributions on asteroid Ryugu. *Icarus*, 331, 179-191.
- Passey, Q. R., Melosh H. J., 1980. Effects of Atmospheric Breakup on Crater Field Formation. *Icarus*, 42, 211-233.
- Picone, J. M., et al., 2002. NRLMSISE-00 empirical model of the atmosphere: Statistical comparisons and scientific issues. *Journal of Geophysical Research (Space Physics)*, 107, 1468.
- Popova, O. P. et al., 2011. Very low strengths of interplanetary meteoroids and small asteroids. *Meteoritics & Planetary Science*, 46, Issue 10, 1525-1550.
- Popova, O. P. et al., 2013. Chelyabinsk airburst, damage assessment, meteorite recovery, and characterization. *Science*, 342, Issue 6162, 1069-1073.

- Pravec, P., Harris, A. W., 2000. Fast and slow rotation of asteroids. *Icarus* 148, 12-20.
- Scheeres D. J., Britt D., Carry B., Holsapple K. A., 2015, Asteroid interiors and morphology. In *Asteroids IV*, 745-766.
- Sekanina Z., 1983. The Tunguska event - No cometary signature in evidence. *The Astronomical Journal*, 88, 1382-1413.
- Svetsov V. V. et al., 1995. Disintegration of Large Meteoroids in Earth's Atmosphere: Theoretical Models. *Icarus*, 116, 131-153.
- Svetsov V. V., 1996. Total ablation of the debris from the 1908 Tunguska explosion. *Nature*, 383, 697-699.
- Svetsov V. V., 1998. Could the Tunguska debris survive the terminal flare?, *Planetary and Space Science*, 46, 261-268.
- Vasilyev N. V., 1998. The Tunguska Meteorite problem today. *Planet Space Sci.*, 46, 129-150.
- Whalen, T., and Laurence, S. 2021. Experiments on the Separation of Sphere Clusters in Hypersonic Flow. *Experiments in Fluids* 62, 70.
- Weibull, W., 1951. A Statistical Distribution Function of Wide Applicability. *Journal of Applied Mechanics*, 103, 293-297.
- Zotkin, I. T., Tsikulin, M. A., 1966, *Sov. Phys. Dokl.*, 11, 183-186.