

Implicit Temporal Reasoning for Evidence-Based Fact-Checking

Liesbeth Allein, Marlon Saelens, Ruben Cartuyvels, Marie-Francine Moens

Department of Computer Science

KU Leuven, Belgium

{liesbeth.allein,ruben.cartuyvels,sien.moens}@kuleuven.be

Abstract

Leveraging contextual knowledge has become standard practice in automated claim verification, yet the impact of temporal reasoning has been largely overlooked. Our study demonstrates that time positively influences the claim verification process of evidence-based fact-checking. The temporal aspects and relations between claims and evidence are first established through grounding on shared timelines, which are constructed using publication dates and time expressions extracted from their text. Temporal information is then provided to RNN-based and Transformer-based classifiers before or after claim and evidence encoding. Our time-aware fact-checking models surpass base models by up to 9% Micro F1 (64.17%) and 15% Macro F1 (47.43%) on the MultiFC dataset. They also outperform prior methods that explicitly model temporal relations between evidence. Our findings show that the presence of temporal information and the manner in which timelines are constructed greatly influence how fact-checking models determine the relevance and supporting or refuting character of evidence documents.¹

1 Introduction

Automatically verifying information and flagging engineered falsities have been high on the political, media, and - subsequently - research agenda for quite some *time* (European Commission, 2022). However, the role of time in machine-assisted fact-checking has been inadequately investigated. Time can affect the veracity of previously uttered claims and the relevance of supporting or refuting evidence. This is evident in research, for example, where newly acquired knowledge may question, confirm, or refute established facts. This study proposes to ground claims and associated evidence in

¹The code of this paper is publicly available: <https://github.com/Marlon668/VerificationClaimsWithTimeAttribution>.

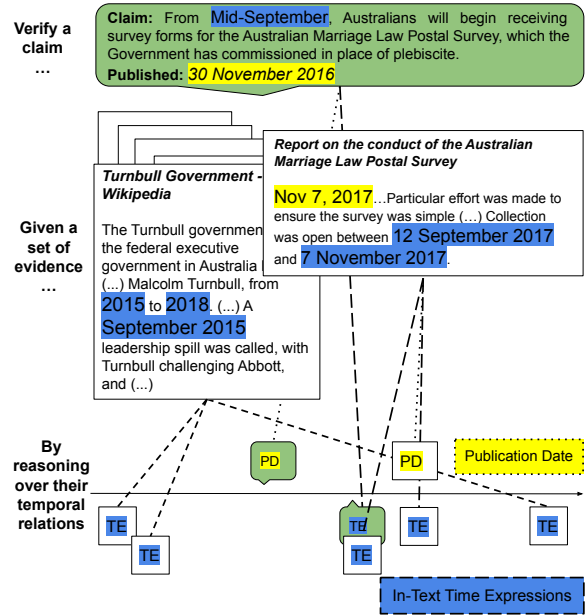


Figure 1: An evidence-based fact-checking model verifies a given claim against a set of Web documents serving as supporting or refuting evidence. In this study, we let the model implicitly reason over the temporal aspects of the claim and evidence, and their relations. For this, both inputs are grounded at two levels on a shared timeline: at the document level using their publication dates (in yellow, dotted line) and at the content-level using time expressions in their text (in blue, dashed line).

time and incorporate temporal reasoning abilities in the claim verification process of computational fact-checking models (Figure 1). Here, temporal reasoning is implicit since the models are not expected to make explicit predictions about time. They instead learn from data how to leverage temporal information.

Grounding a claim or evidence document in time is a complex task. On the one hand, it can be achieved through document-level grounding, which involves positioning the entire document on a timeline based on its publication date. On the other hand, a document may discuss several events that have occurred in the past, present, or future. To fa-

cilitate more fine-grained grounding on the content level, time expressions in the text are used to place the document on multiple positions on a timeline. Such expressions can be explicit (e.g., 27 June 2022), implicit (e.g., Christmas 2022), and relative (e.g., mid-September), which may require additional temporal information for grounding (Strötgen and Gertz, 2013; Leeuwenberg and Moens, 2019). In this study, we ground claims and evidence on both the document and content level. This is accomplished by extracting and normalising their publication date and in-text time expressions, and subsequently relating them in terms of distance in time. This enables fact-checking models to reason over the temporal relations between a claim and its evidence on more than one level.

Contributions This study demonstrates that reasoning over temporal aspects and relations of claims and evidence not only improves fact-checking models’ prediction performance but also influences their estimation of the relevance and the supporting/refuting character of the evidence. The effects on performance are even reinforced when claims and evidence are grounded at both the document and content level, showing the appropriateness of multi-level temporal reasoning in automated fact-checking.

2 Related Work

Automated fact-checking is usually a two-phase process consisting of claim detection/selection and claim verification (Zeng et al., 2021; Guo et al., 2022). Time is arguably important in both phases. When detecting and ultimately selecting claims to fact-check, fact-checkers heed the current interest of the public in certain topics and election cycles, and rank the claims accordingly (Allein and Moens, 2020). Moreover, many selected claims mention dates or time periods (Hidey et al., 2020). Shaar et al. (2020) looked in the past and filtered out claims that are semantically similar to previously fact-checked claims to expedite the claim selection process.

While evidence-based claim verification has been widely studied (Zhong et al., 2020; Liu et al., 2020; Chen et al., 2021; Si et al., 2021; Jin et al., 2022; Xu et al., 2022; Hu et al., 2022), few studies explicitly focused on incorporating temporal reasoning in the verification process. Zhou et al. (2020) constructed (entity, value, time)-tuples representing supposedly temporal facts and verified

their correctness using probabilistic graphical models. Allein et al. (2021) constrained the evidence ranking in fact-checking models on time using silver-standard evidence rankings respecting four assumptions on temporal relevance. Instead of verifying the temporal correctness of claim tuples or explicitly enforcing time-dependent evidence rankings, we let fact-checking models reason *implicitly* over temporal aspects of claims and evidence in natural language when checking the claims.

3 Task Description

Classifier f takes a textual claim c and an associated set of N text documents $\{e_i\}^N$ serving as evidence of c , and returns a claim veracity label y .

$$f : c, \{e_i\}^N \rightarrow y \quad (1)$$

To allow f to reason over temporal aspects of c and e_i , we extract and normalise publication dates and time expressions in c and e_i , and assign them to time buckets. Temporal representations c_t and $e_{i,t}$ are sequences of time bucket indices and are given as additional input to f :

$$f : c, c_t, \{e_i\}^N, \{e_{i,t}\}^N \rightarrow y \quad (2)$$

4 Two-Level Grounding and Reasoning

To obtain temporal representations c_t and $e_{i,t}$, we ground c and e_i in time by positioning them on a joint timeline using either their *publication date* ($c_t = c_t^{doc}$; $e_{i,t} = e_{i,t}^{doc}$) or *in-text time expressions* ($c_t = c_t^{con}$; $e_{i,t} = e_{i,t}^{con}$). A fact-checking model can then reason over their temporal aspects and relations at the *document level* or the *content level*, respectively (Figure 2).

4.1 Reasoning at Document Level

The publication date of c serves as reference point for grounding e_i . This way, we lay bare the temporal relation between c and e_i at the document level. We adopt the approach of Allein et al. (2021) and compute the distance in days $\Delta_{pub} \in \mathbb{Z}$ between the publication date of c and that of e_i , where $\Delta_{pub} < 0$ indicates that e_i was published before c , $\Delta_{pub} = 0$ indicates that e_i and c were published on the same day, and $\Delta_{pub} > 0$ indicates that e_i was published after c . The publication date of e_i is then assigned to a time bucket $b_{pub} \in T^{doc}$ given Δ_{pub} . Ultimately, the document-level temporal representation of e_i , $e_{i,t}^{doc}$, is a sequence of indices corresponding to b_{pub} in T^{doc} , with $|e_{i,t}^{doc}| = 1$ since e_i

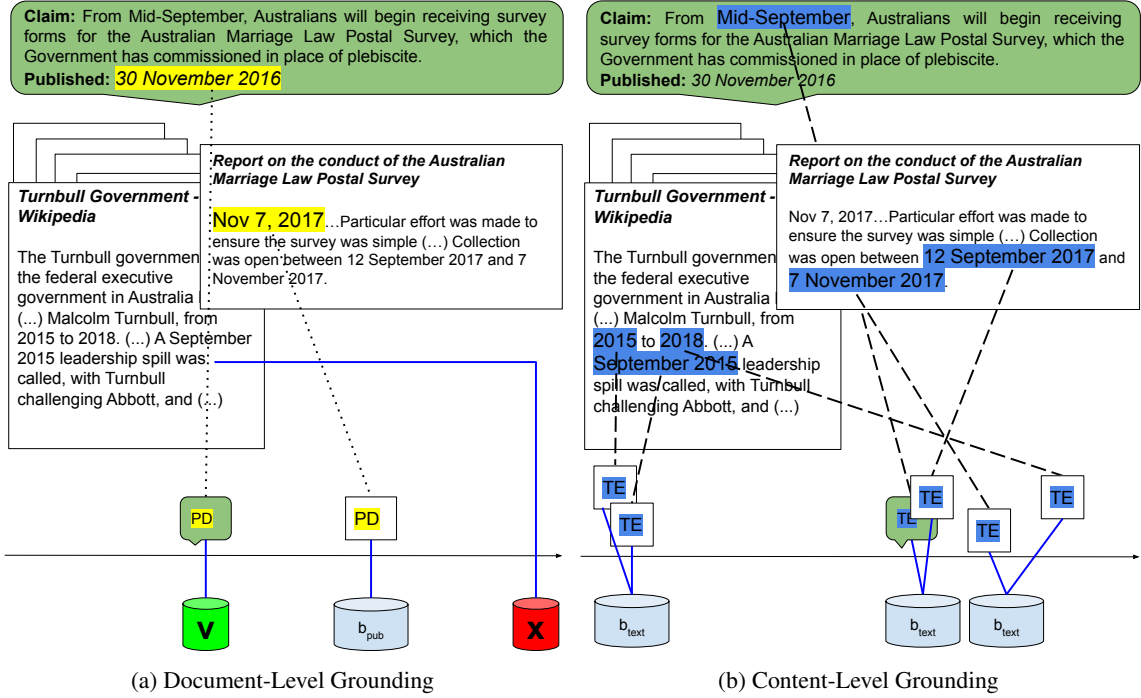


Figure 2: Illustration of two-level grounding: (a) at the document level using publication dates (PD) and (b) at the content level using in-text time expressions (TE). All PD and TE are assigned to time buckets b_{pub} and b_{text} , respectively. **V** means that a publication date was found (only for claims) and **X** that no publication date was found.

has only one publication date. When a publication date for e_i could not be extracted, $e_{i,t}^{doc}$ corresponds to the index of a dedicated time bucket indicating date unavailability. Lastly, the document-level temporal representation of the claim, c_t^{doc} , merely indicates the availability of a publication date for the claim. We motivate and discuss the choice of T^{doc} in Section 4.3.

4.2 Reasoning at Content Level

While the document-level approach grounds c and e_i as whole documents, the content-level approach places them on various positions on a timeline using time expressions found in their text. Each time expression in e_i and c is first extracted and normalised, and its distance in days $\Delta exp \in \mathbb{Z}$ to the publication date of c is computed. They are then assigned to time buckets $b_{text} \in T^{con}$ given Δexp . The choice of T^{con} is discussed in Section 4.3. The content-level temporal representation of e_i is $e_{i,t}^{con}$ is a sequence of indices where each index corresponds to a $b_{text} \in T^{con}$. The length of $e_{i,t}^{con}$ equals the number of time expressions found in e_i , and the j^{th} element of $e_{i,t}^{con}$ corresponds to the index of the time bucket of the j^{th} time expression in e_i . A time bucket index can occur multiple times in $e_{i,t}^{con}$. The same grounding procedure is applied to obtain

content-level temporal representation c_t^{con} for c . In contrast to c_t^{doc} , c_t^{con} does not merely reflect the availability of a publication date for c but grounds time expressions in the claim text with respect to the claim’s own publication date. The content-level grounding approach allows a fact-checking model to reason over the temporal aspects of the events discussed in e_i and c , and their temporal relation to the publication date of c .

4.3 Creating Time Buckets

Time buckets $b_{pub} \in T^{doc}$ and $b_{text} \in T^{con}$ represent time intervals with respect to the publication date of c (e.g., $b_{pub} = [1, 4]$ indicates that e_i was published between 1 and 4 days after c had been published). Following the cluster hypothesis of [Jardine and van Rijsbergen \(1971\)](#) which states that documents in a cluster contain similar information, the similar information in a bucket is the distance in time to c . For document-level grounding and reasoning, the construction and choice of T^{doc} goes as follows: (1) Δpub for each e_i in the training set is computed; (2) all Δpub are ordered in ascending order; (3) and, finally, all Δpub are subdivided in 20 quantiles, containing a similar number of e_i ($\mu = 8530.5, \sigma = 266.87$). Each quantile represents one bucket b_{pub} . Various numbers of quantiles

were tested, and 20 returned the best performance on the validation set. Three buckets denoting a lacking publication date for e_i , an available publication date for c , and a lacking publication date for c are added; hence, $|T^{doc}| = 23$. A similar procedure is applied for constructing T^{con} using Δexp ($|T^{con}| = 24$, $\mu = 13390.75$, $\sigma = 2050.4$). However, no extra buckets b_{text} denoting (un)availability of date are added. An overview of all b_{pub} and b_{text} can be found in Appendix A. Note that the intervals of b_{pub} and b_{text} become smaller when its bounds approach 0, allowing for more fine-grained reasoning for evidence published around or at the same time as the claim. Time buckets approaching 0 (i.e., e_i situates around the same time as c) have smaller intervals than those far from 0, with even a dedicated time bucket for those evidence published or discussing events happening on the same day as the claim. The advantage of using such time buckets is that the model is more robust against bias towards larger buckets. In the fact-checking models, each bucket corresponds to a unique embedding stored in a randomly-initialised time embedding matrix, which is updated during model training.

5 Methodology

5.1 Fact-Checking Model

We take the Joint Veracity Prediction and Evidence Ranking model introduced in [Augenstein et al. \(2019\)](#) as base model (Figure 3). Taking c and e_i represented by their word embeddings $w \in \mathbb{R}^{D_1}$, the text encoder encodes them to their latent representations $h(c)$ and $h(e_i) \in \mathbb{R}^{D_2}$. Metadata m linked to c is encoded in parallel, yielding $g(m)$. Next, $h(c)$, $h(e_i)$, and $g(m)$ are combined into a joint claim-evidence representation s_i using the matching approach introduced by [Mou et al. \(2016\)](#):

$$s_i = [h(c); h(e_i); h(c) - h(e_i); h(c) \cdot h(e_i); g(m)] \quad (3)$$

with $[\cdot]$ denoting concatenation, and $[\cdot]$ the dot product. The evidence scorer projects each s_i to $o_i \in \mathbb{R}$, forming evidence score vector $o \in \mathbb{R}^N$. The label scorer projects each s_i to its label score vector $q_i \in \mathbb{R}^L$ forming scoring matrix $Q \in \mathbb{R}^{N \times L}$, with L the number of veracity labels. $o^T \cdot Q$ gives a final score vector for all labels L , to which a softmax is applied to obtain a probability distribution over all veracity labels.

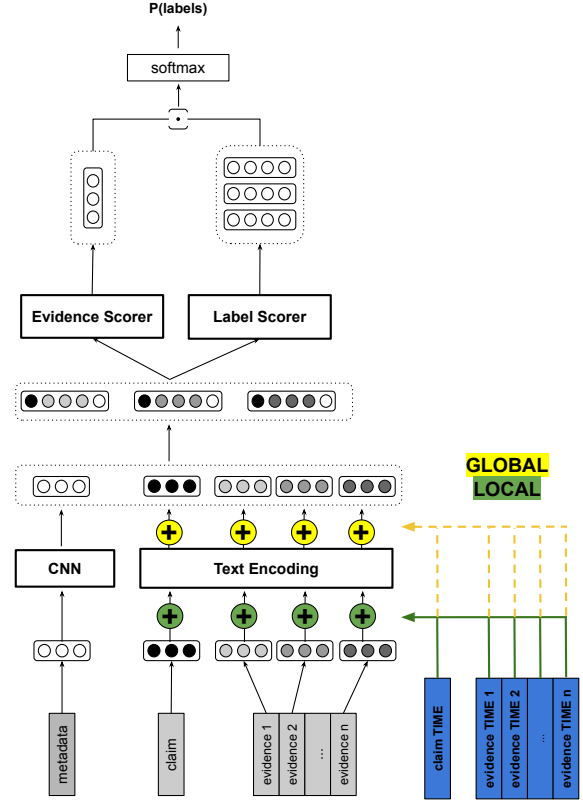


Figure 3: Overview of the fact-checking model, where temporal information on claim and evidence (in blue) is integrated before text encoding (local level; in green) or after text encoding (global level; in yellow).

5.2 Incorporating Temporal Reasoning

Temporal representations c_t and $e_{i,t}$ are transformed to their time embeddings, \hat{c}_t and $\hat{e}_{i,t}$, and given as additional model input. The embedding dimensions depend on the stage at which they are integrated in the model.

Local integration c_t and $e_{i,t}$ are integrated before encoding claim and evidence c and e_i to $h(c)$ and $h(e_i)$. Time embeddings $\hat{c}_t, \hat{e}_{i,t}$ for each time bucket index in c_t and $e_{i,t}$ are taken from the embedding matrix and projected onto the same dimension as the word embeddings $w \in \mathbb{R}^{D_1}$ of tokens in c and e_i using a linear transformation layer l .

For **document-level reasoning** (DL_{loc} , eq. 4), the embeddings (there is max. one publication date; hence one time embedding per document) are prepended to those of c and e_i . These are then sent to the text encoder.

$$\begin{aligned} c &= [l(\hat{c}_t^{doc}); w_0, \dots, w_{|c|}] \\ e_i &= [l(\hat{e}_{i,t}^{doc}); w_0, \dots, w_{|e_i|}] \end{aligned} \quad (4)$$

For **content-level reasoning** (CL_{loc} , eq. 5), local integration is more complex. Firstly, c_t^{con} and $e_{i,t}^{con}$ may refer to more than one time bucket as there may be more than one time expression in c and e_i . Secondly, the position of a time expression and the predicate it belongs to may provide rich information about a mentioned event. We first identify the type of each token in c and e_i (see Table 1).

Position, predicate, and time expression marking									
Tokens	Storm	Al-	berto	expected	to	make	landfall	to-	morrow
Type	O	O	O	O	O	B-PRED	O	B-TIME	TIME
Pos	/	/	/	/	/	+2	/	/	/
Time	/	/	/	/	/	/	/	0	/

Table 1: Additional sentence preprocessing when integrating c_t^{con} and $e_{i,t}^{con}$ at the local level. The predicate (PRED) and the time expressions (TIME) are marked, with B indicating their first token, and the token distance between B-TIME and B-PRED is computed.

We then introduce three new embeddings: predicate embedding $pr \in \mathbb{R}^{D1}$ marks the predicate, position embedding $po \in \mathbb{R}^{D1}$ marks the position of the predicate, and expression embedding $te \in \mathbb{R}^{D1}$ marks the time expression. These additional embeddings are learned during training. The word embedding w of a token in c depends on that token’s type (same for e_i and $e_{i,t}^{con}$):

$$w = \begin{cases} \gamma w + (1 - \gamma)(l(\hat{c}_{t,j}^{con}) + te) & \text{if B-TIME} \\ \gamma w + (1 - \gamma)te & \text{if TIME} \\ \gamma w + (1 - \gamma)(pr + po) & \text{if B-PRED} \\ \gamma w + (1 - \gamma)pr & \text{if PRED} \\ w & \text{otherwise} \end{cases} \quad (5)$$

Embedding $\hat{c}_{t,j}^{con}$ refers to the embedding of time bucket b_{text} to which the j^{th} time expression in c refers.

Global integration c_t and $e_{i,t}$ are integrated after c and e_i have been transformed by the text encoder to their latent representations $h(c)$ and $h(e_i) \in \mathbb{R}^{D2}$. An embedding for each time bucket in c_t and $e_{i,t}$ is taken and projected onto the same embedding space \mathbb{R}^{D2} using a linear transformation layer k . If c_t or $e_{i,t}$ are represented by more than one time bucket, the embeddings are averaged. Fusion is performed using a weighted sum. For **document-level reasoning** (DL_{glob}):

$$\begin{aligned} h(c) &= \alpha h(c) + (1 - \alpha)k(\hat{c}_t^{doc}) \\ h(e_i) &= \alpha h(e_i) + (1 - \alpha)k(\hat{e}_{i,t}^{doc}) \end{aligned} \quad (6)$$

And for **content-level reasoning** (CL_{glob}):

$$\begin{aligned} h(c) &= \alpha h(c) + (1 - \alpha)\text{Avg}(k(\hat{c}_t^{con})) \\ h(e_i) &= \alpha h(e_i) + (1 - \alpha)\text{Avg}(k(\hat{e}_{i,t}^{con})) \end{aligned} \quad (7)$$

with Avg the average. We also experiment with a **combination of document-level and content-level reasoning** ($DL+CL_{glob}$, eq. 8) where temporal information from both levels is provided to the model:

$$\begin{aligned} h(c) &= \alpha h(c) + \beta k(\hat{c}_t^{doc}) \\ &\quad + (1 - \alpha - \beta)\text{Avg}(k(\hat{c}_t^{con})) \\ h(e_i) &= \alpha h(e_i) + \beta k(\hat{e}_{i,t}^{doc}) \\ &\quad + (1 - \alpha - \beta)\text{Avg}(k(\hat{e}_{i,t}^{con})) \end{aligned} \quad (8)$$

6 Experiments

6.1 Dataset

Experiments are conducted on MultiFC² (Augenstein et al., 2019), a large-scale dataset containing 34,924 English claims from various fact-checking websites (= ‘domains’) where each claim is associated with at most 10 *a posteriori* retrieved Web documents (319,721 documents in total). It also provides metadata on speaker, category, tags, and linked entities regarding the claim. We refer to Augenstein et al. (2019) for a more detailed description of the data. Although other datasets for fact-checking have been proposed (Zeng et al., 2021), they either lack naturally occurring claims, publication dates, or multiple evidence documents (Thorne et al., 2018; Jiang et al., 2020; Ostrowski et al., 2021; Schuster et al., 2021). Nonetheless, the large size, wide diversity of topic and data sources, and high quality of the MultiFC dataset should be sufficient for showcasing the appropriateness of our approach.

6.2 Time Extraction and Normalisation

In this section, we discuss the procedure for extracting and normalising publication dates and in-text time expressions.

6.2.1 Publication Dates

The dataset provides the publication date of a claim as structured metadata. The date is represented as Year-Month-Day using rule-based temporal tagger HeidelTime (Strötgen and Gertz, 2013). The publication date of an evidence document, however,

²The data is publicly available on CodaLab.

is not given in the metadata. Since its publication date is often communicated before the ellipsis (...) at the beginning of its text, we can automatically extract the date from the text (Allein et al., 2021). If we cannot extract a date at that position, we look for occurrences of ‘*published*’ or ‘*posted*’ in combination with a date. We again use HeidelTime for structuring the publication dates. In total, we obtain a publication date for 34,808 (99.67%) claims and 213,165 (66.67%) evidence documents.

6.2.2 In-Text Time Expressions

Extracting and normalising in-text time expressions is more challenging as they can be implicit or relative. Since in-text time expressions are usually not annotated in datasets used for fact-checking, we need to reside to pretrained methods for extracting them. We implement the Open Information Extraction (OIE) model of Stanovsky et al. (2018), which parses a sentence and labels its arguments. In this work, we focus on temporal arguments (*ArgM* – *TMP*). Since inaccurate use or absence of capital letters has been shown to decrease the performance of OIE models (Alam and Awan, 2018), the OIE model is expected to return a high number of inaccurate parses for capitalised news headlines – which make up a large portion of the claims in the data. We therefore implement a pretrained Named Entity Recognition (NER) model (Peters et al., 2017) to first detect people, locations, and organisations in the text. Then, the first token of each entity is capitalised while all other tokens are lowercased. Although capitalised temporal expressions such as weekdays and holidays are automatically lowercased too, we observed a higher quality of OIE parses when adopting this approach. We normalise the extracted temporal expressions using HeidelTime. The document creation time (DCT) of a piece of information, in this study the publication date, is used as reference point for normalising in-text temporal expressions. In total, we obtain 321,278 in-text time expressions.

Quality assessment Implementing pretrained extraction and normalisation models inevitably introduces noise in the data. We therefore manually assess the quality of the NER, OIE, and HeidelTime models to ensure that the noise is limited. The assessment is performed on a randomly selected set of 10 claims and their accompanying evidence documents (104 in total) from the dataset, and performance is measured using precision (P),

recall (R), and F1. Regarding NER, we investigate whether all entities have been recognised and completely extracted. The label correctness does not need to be evaluated. NER performance is 0.9054/0.9134/0.9094 (P/R/F1). For the OIE task, we assess whether all temporal expressions have been correctly extracted and parsed. OIE performance is 0.9608/0.5568/0.7050 (P/R/F1), indicating that while quite some time-related expressions have not been extracted, those found have been correctly parsed. Lastly, we evaluate the normalisation of the found expressions: HeidelTime performance is 0.9736/0.8409/0.9024 (P/R/F1). In all, we deem the quality of the pretrained extraction and normalisation models sufficiently high.

6.3 Experimental Setup

Hyperparameter settings Both c and e_i are tokenised³ and represented using word embeddings (size = 300 (BiLSTM); 768 (DistilRoBERTa)). We experiment with two neural text encoders for encoding c and e_i : a two-layered bidirectional LSTM with skip-connections (dropout = 0.1, hidden size = 128) and a pretrained Sentence-DistilRoBERTa, which is a faster, distilled version of Sentence-RoBERTa (Sanh et al., 2019; Reimers and Gurevych, 2019). For sake of brevity, we continue to refer to this model as RoBERTa. Metadata m is represented as a one-hot vector and encoded by a CNN (filter size = 3, kernel size = 3) with ReLU activation and 1D max pooling. The label scorer consists of two fully-connected layers (hidden size = 100; 50), both with ReLU activation. The evidence scorer is a fully-connected layer (hidden size = 100) with Leaky ReLU activation. All parameters except those of the pretrained RoBERTa model are initialised following a Xavier Uniform distribution. More detailed settings for reproducing the experiments, such as hyperparameter tuning, is provided in Appendix B.

Pretraining and fine-tuning The experiments are conducted on the disjunct, label-stratified train (80%), validation (10%), and test set (10%) provided by Augenstein et al. (2019). We adopt the pretraining and fine-tuning setup of Allein et al. (2021) to ensure transparent comparison. During pretraining, the model is trained on all 26 fact-checking domains where each domain is only presented once in each epoch (batch size = 32 (BiL-

³Huggingface implementation of the DistilRoBERTa tokenizer: [sentence-transformers/all-distilroberta-v1](https://huggingface.co/sentence-transformers/all-distilroberta-v1).

	BiLSTM			RoBERTa		
	Micro F1	Macro F1	Fusion Weights	Micro F1	Macro F1	Fusion Weights
Base	.5520 (.0023)	.3239 (.0064)	-	.6952 (.0195)	.5532 (.0246)	-
DL _{loc}	.5501 (.0095)	.3343 (.0277)	-	.5640 (.0084)	.3357 (.0174)	-
DL _{glob}	.6006 (.0090)	.4271 (.0107)	$\alpha = 0.90$.6973 (.0439)	.5608 (.0488)	$\alpha = 0.75$
CL _{loc}	.6098 (.0028)	.4491 (.0120)	$\gamma = 0.50$.5685 (.0075)	.3601 (.0090)	$\gamma = 0.10$
CL _{glob}	.6089 (.0167)	.4425 (.0167)	$\alpha = 0.25$.6882 (.0208)	.5744 (.0376)	$\alpha = 0.10$
DL+CL _{glob}	.6417 (.0033)	.4743 (.0080)	$\alpha = 0.20$ $\beta = 0.40$.6947 (.0135)	.5739 (.0332)	$\alpha = 0.20$ $\beta = 0.20$

Table 2: Average test results over three (BiLSTM) and two (RoBERTa) runs - with standard deviation in brackets - aggregated over all 26 fact-checking domains. Experiments are conducted for document-level (DL) and content-level (CL) temporal reasoning, where temporal information is integrated before (*loc*) or after (*glob*) encoding.

STM); 16 (RoBERTa)), mitigating model bias towards larger domains. After each epoch, the batch order is randomly shuffled, and Adam with linear scheduler ($\text{lr} = 1e^{-4}$ (BiLSTM)) or RMSprop ($\text{lr} = 2e^{-4}$ (RoBERTa)) optimizes the model parameters using the cross-entropy loss on the prediction output. The best-performing model for each fact-checking domain is selected based on the validation loss. Each domain-specific model is then fine-tuned on only data from that domain and the best-performing model is again selected based on the validation loss.

7 Results

Table 2 reports model performance on the test set, aggregated over all domains, in terms of Micro F1 and Macro F1⁴. The results show that the effect of temporal reasoning depends on (a) the level at which temporal information is integrated in the model (global vs. local), (b) the grounding/reasoning level (document vs. content), and (c) the model architecture (BiLSTM vs. RoBERTa). Regarding the integration level, global integration (*glob*) substantially surpasses local integration (*loc*) for document-level reasoning (both models; .5501/.3343 \rightarrow .6006/.4271 [BiLSTM]; .5640/.3357 \rightarrow .6973/.5608 [RoBERTa]) and content-level reasoning (.5685/.3601 \rightarrow .6882/.5744 [RoBERTa]). Regarding the temporal grounding and reasoning level, the results show that the combination setup where claim and evidence are grounded at both the document and content level (DL+CL) yields the overall highest performance for BiLSTM (.6417/.4743), while marginally improving RoBERTa by 2% Macro F1 (.5739). Lastly, temporal reasoning ap-

pears to impact the prediction performance of the less parameterised BiLSTM model more strongly than that of the Transformer-based RoBERTa model: .5520/.3239 \rightarrow .6417/.4743 [BiLSTM]; .6952/.5532 \rightarrow .6947/.5739 [RoBERTa]. A similar effect was observed by [Allein et al. \(2021\)](#), who explicitly modeled temporal relations between a claim and its evidence by constraining model parameters on evidence rankings following various assumptions on temporal relevance. This could be attributed to the expressive power of large pre-trained Transformers-based language models and the orders of magnitude of their pretraining set size.

Table 3 shows the comparison between our best performing set-up with the baseline from [Augenstein et al. \(2019\)](#) and the model with explicit temporal reasoning from [Allein et al. \(2021\)](#). Overall, our approach outperforms the baseline and the explicit temporal reasoning approach, especially on the Macro F1-score. This demonstrates the appropriateness of our implicit, two-level temporal reasoning method over an approach without temporal reasoning and one that explicitly models temporal relations using only publication dates.

8 Discussion

Weighting text and time We ran experiments with various weight values (α, β, γ) for combining the text features of a claim and its evidence with their temporal information⁵. Table 2 presents the best-performing weight values for each setting based on the validation loss. When reasoning over the document-level temporal relations (DL), the results suggest that higher importance should be attributed to the text of the claim and its evidence

⁴Computed using the [scikit-learn Python package](#).

⁵A full overview of tested values and the tuning approach is provided in Appendix A.

	BiLSTM		Transformer	
	Micro F1	Macro F1	Micro F1	Macro F1
No temporal reasoning (Augenstein et al., 2019)	.5520	.3239	.6952	.5532
Explicit temporal reasoning (Allein et al., 2021)	.6265	.3673	.5921 [†]	.3135 [†]
Implicit temporal reasoning (Ours)	.6417	.4743	.6947	.5739

Table 3: Results of our implicit temporal reasoning approach vs. the baseline results of Augenstein et al. (2019) (our implementation) and the explicit temporal reasoning method of Allein et al. (2021), with a BiLSTM and a Transformer text encoder. [†]: DistilBERT (Sanh et al., 2019) instead of RoBERTa.

rather than to their temporal information. However, this is the opposite when reasoning at the content level (CL). The combined setup (DL+CL) aligns with (CL) by attributing more importance to time than text. This suggests that specially in-text time expressions carry useful information for fact-checking a claim.

Impact on evidence relevance and label scores

We analyse how and to which extent temporal reasoning influences a model’s assessment of the relevance (o_i) and supporting/refuting nature (q_i) of evidence in relation to a claim. Since the model computes o_i and q_i for each evidence document associated with the claim, a ranking of all evidence can be derived based on either o_i or q_i . We then measure the difference in such rankings between the base and the best-performing temporal models. Following Allein et al. (2021), we rely on the Spearman’s rank correlation r_s , which is a non-parametric, distribution-independent metric for computing the correlation between two rankings. The correlation between the base model and the temporal reasoning models with regard to evidence relevance ranking is very weak, with $0 < |r_s| < 0.19$ for both BiLSTM and RoBERTa. Also between the temporal models, those correlations are generally very weak. Interestingly, the impact of implicit temporal reasoning on a fact-checking model’s estimation of evidence relevance is arguably as strong as when performing explicit temporal reasoning (Allein et al., 2021). The correlations fall within the range of $.17 < |r_s| < .24$. The correlations regarding label scoring (q_i) are comparable to those for evidence ranking, ranging from weak ($0.2 < |r_s| < 0.39$) and to very weak. We can thus conclude that a model’s estimation of the relevance and supporting/refuting nature of evidence documents is strongly influenced not only by the ability to reason over time, but also by the way a claim and its evidence are grounded on a timeline.

Importance of time in final prediction While we have shown that temporal reasoning strongly influences relevance estimations and label scores per evidence document, we now measure how much the time-aware fact-checking models rely on temporal information for their final veracity predictions. For this, we attribute the prediction of the models to the input using integrated gradients (Sundararajan et al., 2017). This attribution technique measures the attribution strength of text and time features on the final prediction. We focus on the base BiLSTM model and its best-performing temporal variants. Given the high dimensionality of text and time embeddings, the attribution strengths across all dimensions are summed to obtain a total attribution value for claim, evidence, and time (c_t and $e_{i,t}$). Figure 4 illustrates the attribution values of a single data entry and presents the ranking of evidence text and time according to their attribution strength. The models typically attributed the prediction to both the claim and evidence, with a stronger emphasis on the collected evidence than on the claim. However, when time information was introduced, the attribution strength of claim and evidence texts strongly decreased, especially when evidence was grounded at the content level (CL/DL+CL). This indicates that time indeed influences model prediction.

Interestingly, the attribution ranking of temporal information was found to be distinct from that of the content, as demonstrated by the example in Figure 4. The publication dates that are closer to that of the claim obtain higher attribution strength than those far from the claim. In line with this, statistical correlation testing between $e_{i,t}$ and label scores q_i - where each label score in q_i for $e_{i,t}$ in the same bucket is compared to the label score in q_i for $e_{i,t}$ in different buckets - show that evidence contained within the same time bucket tend to prefer the same prediction labels as their label rankings strongly correlate ($\rho = 0.7$). We can thus conclude that time



(a) Ranking of evidence by attribution strength in terms of text and publication date (DL reasoning).

	Base	DL	CL	DL+CL
Label	(1) $5.3e^{-4}$	(1) $1.1e^{-7}$	(1) .076	(1) .174
distribution	(2) $2.5e^{-3}$	(2) .530(✓)	(2) .172	(2) .266
	(3) .996	(3) .470	(3) .752	(3) .560
Claim (text)	16.029	2.688	0.0613	0.0049
Claim (PD)	-	0.994	-	0.0296
Claim (TE)	-	-	0.0899	0.0441
Evidence (text)	5.279	0.4434	0.0007	0.001
Evidence (PD)	-	0.3213	-	0.008
Evidence (TE)	-	-	0.005	0.008

(b) Predicted label distribution and absolute attribution strengths. Note that strengths for evidence are for a single evidence document.

Figure 4: Illustration of BiLSTM (*glob*) attribution strengths for an example taken from MultiFC.

influences both interim and final prediction.

9 Conclusion

Grounding claims and associated evidence documents on a shared timeline and implicitly reasoning over their temporal relations noticeably improves the verification performance of automated fact-checking models. Time plays a dual role in this process, serving both as a source of information for verifying claims, as well as influencing the evaluation of the relevance and supporting or refuting nature of evidence documents. Further research may look into integrating temporal reasoning in claim detection and evidence retrieval processes

or implementing even more sophisticated temporal reasoning during claim verification by examining the temporality of events discussed in a claim and their relation to the evidence.

Limitations

The limitations of this work mainly originate from the data and the use of pretrained models for grounding claims and evidence documents in time. Since the evidence documents were retrieved after the claim had been fact-checked by giving the claim verbatim to a search engine and selecting the first ten search results, their quality and relevance to the claim is not ensured. As a result, evidence-based fact-checking models risk relying on spurious signals in the evidence documents for predicting a claim's veracity. Moreover, the evidence documents are presented as short snippets which only reflect small parts of the full Web documents. This not only affects content representation, but it also limits temporal information extraction since many time expressions may have been omitted from the shortened text. Regarding temporal information extraction and normalisation, we had to rely on pretrained models to obtain temporal representations of claims and its associated evidence documents. This not only introduces noise in the input data, but also requires time-expensive preprocessing.

Ethics Statement

Automated fact-checking technology aims to assist people in distinguishing between verified and unverified content in professional contexts and during their daily information consumption. Nevertheless, the fact-checking models constructed in this paper - like all fact-checking models - should be deployed with caution and its predictions should never be taken as final without further human evaluation. Computational predictions are anything but flawless, and incorrect predictions may unjustly discredit the person or group who uttered the fact-checked statement(s).

Acknowledgements

This work was realised with the collaboration of the European Commission Joint Research Centre under the Collaborative Doctoral Partnership Agreement No 35332. The scientific output expressed does not imply a policy position of the European Commission. Neither the European Commission nor

any person acting on behalf of the Commission is responsible for the use which might be made of this publication. The research leading to this paper also received funding from the European Research Council (ERC) under Grant Agreement No. 788506. The resources and services used in this work were provided by the VSC (Flemish Supercomputer Center), funded by the Research Foundation - Flanders (FWO) and the Flemish Government.

References

- Talha Mahboob Alam and Mazhar Javed Awan. 2018. Domain analysis of information extraction techniques. *International Journal of Multidisciplinary Science and Engineering*, 9(6).
- Liesbeth Allein, Isabelle Augenstein, and Marie-Francine Moens. 2021. [Time-aware evidence ranking for fact-checking](#). *Journal of Web Semantics*, 71:100663.
- Liesbeth Allein and Marie-Francine Moens. 2020. [Checkworthiness in automatic claim detection models: Definitions and analysis of datasets](#). In *Multidisciplinary International Symposium on Disinformation in open online media*, pages 1–17. Springer.
- Isabelle Augenstein, Christina Lioma, Dongsheng Wang, Lucas Chaves Lima, Casper Hansen, Christian Hansen, and Jakob Grue Simonsen. 2019. [MultiFC: A real-world multi-domain dataset for evidence-based fact checking of claims](#). In *Proceedings of the 2019 Conference on Empirical Methods in Natural Language Processing and the 9th International Joint Conference on Natural Language Processing (EMNLP-IJCNLP)*, pages 4685–4697, Hong Kong, China. Association for Computational Linguistics.
- Chonghao Chen, Fei Cai, Xuejun Hu, Jianming Zheng, Yanxiang Ling, and Honghui Chen. 2021. [An entity-graph based reasoning method for fact verification](#). *Information Processing & Management*, 58(3):102472.
- European Commission. 2022. [Funded projects in the fight against disinformation](#).
- Zhijiang Guo, Michael Schlichtkrull, and Andreas Vlachos. 2022. [A survey on automated fact-checking](#). *Transactions of the Association for Computational Linguistics*, 10:178–206.
- Christopher Hidey, Tuhin Chakrabarty, Tariq Alhindi, Siddharth Varia, Kriste Krstovski, Mona Diab, and Smaranda Muresan. 2020. [DeSePtion: Dual sequence prediction and adversarial examples for improved fact-checking](#). In *Proceedings of the 58th Annual Meeting of the Association for Computational Linguistics*, pages 8593–8606, Online. Association for Computational Linguistics.
- Nan Hu, Zirui Wu, Yuxuan Lai, Xiao Liu, and Yansong Feng. 2022. [Dual-channel evidence fusion for fact verification over texts and tables](#). In *Proceedings of the 2022 Conference of the North American Chapter of the Association for Computational Linguistics: Human Language Technologies*, pages 5232–5242, Seattle, United States. Association for Computational Linguistics.
- Nick Jardine and Cornelis Joost van Rijsbergen. 1971. [The use of hierarchic clustering in information retrieval](#). *Information storage and retrieval*, 7(5):217–240.
- Yichen Jiang, Shikha Bordia, Zheng Zhong, Charles Dognin, Maneesh Singh, and Mohit Bansal. 2020. [HoVer: A dataset for many-hop fact extraction and claim verification](#). In *Findings of the Association for Computational Linguistics: EMNLP 2020*, pages 3441–3460, Online. Association for Computational Linguistics.
- Yiqiao Jin, Xiting Wang, Ruichao Yang, Yizhou Sun, Wei Wang, Hao Liao, and Xing Xie. 2022. [Towards fine-grained reasoning for fake news detection](#). In *Proceedings of the AAAI Conference on Artificial Intelligence*, volume 36, pages 5746–5754.
- Artuur Leeuwenberg and Marie-Francine Moens. 2019. [A survey on temporal reasoning for temporal information extraction from text](#). *Journal of Artificial Intelligence Research*, 66:341–380.
- Zhenghao Liu, Chenyan Xiong, Maosong Sun, and Zhiyuan Liu. 2020. [Fine-grained fact verification with kernel graph attention network](#). In *Proceedings of the 58th Annual Meeting of the Association for Computational Linguistics*, pages 7342–7351, Online. Association for Computational Linguistics.
- Lili Mou, Rui Men, Ge Li, Yan Xu, Lu Zhang, Rui Yan, and Zhi Jin. 2016. [Natural language inference by tree-based convolution and heuristic matching](#). In *Proceedings of the 54th Annual Meeting of the Association for Computational Linguistics (Volume 2: Short Papers)*, pages 130–136, Berlin, Germany. Association for Computational Linguistics.
- Wojciech Ostrowski, Arnav Arora, Pepa Atanasova, and Isabelle Augenstein. 2021. [Multi-hop fact checking of political claims](#). In *Proceedings of the Thirtieth International Joint Conference on Artificial Intelligence (IJCAI-21)*, pages 3892–3898.
- Matthew E. Peters, Waleed Ammar, Chandra Bhagavatula, and Russell Power. 2017. [Semi-supervised sequence tagging with bidirectional language models](#). In *Proceedings of the 55th Annual Meeting of the Association for Computational Linguistics (Volume 1: Long Papers)*, pages 1756–1765, Vancouver, Canada. Association for Computational Linguistics.
- Nils Reimers and Iryna Gurevych. 2019. [Sentencebert: Sentence embeddings using siamese bert-networks](#). In *Proceedings of the 2019 Conference on*

- Empirical Methods in Natural Language Processing and the 9th International Joint Conference on Natural Language Processing, EMNLP-IJCNLP*, pages 3980–3990. Association for Computational Linguistics.
- Victor Sanh, Lysandre Debut, Julien Chaumond, and Thomas Wolf. 2019. DistilBERT, a distilled version of BERT: smaller, faster, cheaper and lighter. *arXiv preprint arXiv:1910.01108*.
- Tal Schuster, Adam Fisch, and Regina Barzilay. 2021. [Get your vitamin C! robust fact verification with contrastive evidence](#). In *Proceedings of the 2021 Conference of the North American Chapter of the Association for Computational Linguistics: Human Language Technologies*, pages 624–643, Online. Association for Computational Linguistics.
- Shaden Shaar, Nikolay Babulkov, Giovanni Da San Martino, and Preslav Nakov. 2020. [That is a known lie: Detecting previously fact-checked claims](#). In *Proceedings of the 58th Annual Meeting of the Association for Computational Linguistics*, pages 3607–3618, Online. Association for Computational Linguistics.
- Jiasheng Si, Deyu Zhou, Tongzhe Li, Xingyu Shi, and Yulan He. 2021. [Topic-aware evidence reasoning and stance-aware aggregation for fact verification](#). In *Proceedings of the 59th Annual Meeting of the Association for Computational Linguistics and the 11th International Joint Conference on Natural Language Processing (Volume 1: Long Papers)*, pages 1612–1622, Online. Association for Computational Linguistics.
- Gabriel Stanovsky, Julian Michael, Luke Zettlemoyer, and Ido Dagan. 2018. [Supervised open information extraction](#). In *Proceedings of the 2018 Conference of the North American Chapter of the Association for Computational Linguistics: Human Language Technologies, Volume 1 (Long Papers)*, pages 885–895, New Orleans, Louisiana. Association for Computational Linguistics.
- Jannik Strötgen and Michael Gertz. 2013. [Multilingual and cross-domain temporal tagging](#). *Language Resources and Evaluation*, 47(2):269–298.
- Mukund Sundararajan, Ankur Taly, and Qiqi Yan. 2017. [Axiomatic attribution for deep networks](#). In *Proceedings of the 34th International Conference on Machine Learning*, volume 70 of *Proceedings of Machine Learning Research*, pages 3319–3328. PMLR.
- James Thorne, Andreas Vlachos, Christos Christodoulopoulos, and Arpit Mittal. 2018. [FEVER: a large-scale dataset for fact extraction and VERification](#). In *Proceedings of the 2018 Conference of the North American Chapter of the Association for Computational Linguistics: Human Language Technologies, Volume 1 (Long Papers)*, pages 809–819, New Orleans, Louisiana. Association for Computational Linguistics.
- Weizhi Xu, Junfei Wu, Qiang Liu, Shu Wu, and Liang Wang. 2022. [Evidence-aware fake news detection with graph neural networks](#). In *Proceedings of the ACM Web Conference 2022*, pages 2501–2510.
- Xia Zeng, Amani S Abumansour, and Arkaitz Zubiaga. 2021. [Automated fact-checking: A survey](#). *Language and Linguistics Compass*, 15(10):e12438.
- Wanjuan Zhong, Jingjing Xu, Duyu Tang, Zenan Xu, Nan Duan, Ming Zhou, Jiahai Wang, and Jian Yin. 2020. [Reasoning over semantic-level graph for fact checking](#). In *Proceedings of the 58th Annual Meeting of the Association for Computational Linguistics*, pages 6170–6180, Online. Association for Computational Linguistics.
- Yang Zhou, Tong Zhao, and Meng Jiang. 2020. [A probabilistic model with commonsense constraints for pattern-based temporal fact extraction](#). In *Proceedings of the Third Workshop on Fact Extraction and VERification (FEVER)*, pages 18–25, Online. Association for Computational Linguistics.

A Time Buckets

Table 4 presents an overview of time buckets b_{pub} with their interval bounds used for document-level grounding, while Table 5 presents time buckets b_{text} with their interval bounds used for content-level grounding.

B Reproducibility Settings

This section contains settings for reproducing the experiments in this paper.

Computing infrastructure The BiLSTM models were trained on a Skylake processor type with one compute node, 9 cores per node, one GPU (GPU partition of Skylake) and 5 GB memory per core. The DistilRoBERTa models were trained on a Cascadelake processor type with one compute node with 4 cores per node, one GPU and 5 GB memory per core.

Average runtime Preprocessing, i.e., extraction of timex annotations via Heideltime, open information extraction (where before this a correction of uppercase characters is done via Named Entity Recognition), and construction of the dataset where claims and evidence are already put into buckets and the predicates and timexes are marked in the text of all the data took approximately 150 hours. Training a BiLSTM model for each domain took on average 45 hours, while a DistilRoBERTa model took 72 hours.

Overview of time buckets for document-level grounding and reasoning: b_{pub}		
Start	End	Number of evidence documents
∞ days before the claim	1596 days before the claim	8536
1596 days before the claim	741 days before the claim	8547
740 days before the claim	361 days before the claim	8528
360 days before the claim	146 days before the claim	8517
145 days before the claim	35 days before the claim	8626
34 days before the claim	4 days before the claim	8962
3 days before the claim	1 day before the claim	7549
on the same day as the claim	on the same day as the claim	8963
1 day after the claim	4 days after the claim	8735
5 days after the claim	24 days after the claim	8548
25 days after the claim	85 days after the claim	8345
86 days after the claim	187 days after the claim	8534
188 days after the claim	325 days after the claim	8551
326 days after the claim	498 days after the claim	8515
499 days after the claim	736 days after the claim	8502
737 days after the claim	1061 days after the claim	8533
1062 days after the claim	1436 days after the claim	8529
1437 dagen na de claim	1997 days after the claim	8537
1998 days after the claim	2605 days after the claim	8531
2606 days after the claim	∞ days after the claim	8522

Table 4: Overview of time buckets b_{pub} with their interval bounds.

Overview of time buckets for content-level grounding and reasoning: b_{text}		
Start	End	Number of evidence documents
∞ days before the claim	18172 days before the claim	12853
18171 days before the claim	6295 days before the claim	12851
6294 days before the claim	2928 days before the claim	12856
2927 days before the claim	1678 days before the claim	12862
1677 days before the claim	989 days before the claim	12855
988 days before the claim	569 days before the claim	12863
568 days before the claim	323 days before the claim	12833
322 days before the claim	145 days before the claim	12935
144 days before the claim	42 days before the claim	12771
41 days before the claim	6 days before the claim	13191
5 days before the claim	1 day before the claim	13269
on the same day as the claim	on the same day as the claim	22966
1 day after the claim	8 days after the claim	15135
9 days after the claim	42 days after the claim	12665
43 days after the claim	124 days after the claim	12832
125 days after the claim	241 days after the claim	12739
242 days after the claim	378 days after the claim	12888
379 days after the claim	581 days after the claim	12828
582 days after the claim	834 days after the claim	12852
835 days after the claim	1178 days after the claim	12862
1179 days after the claim	1582 days after the claim	12834
1583 days after the claim	2134 days after the claim	12848
2135 days after the claim	2734 days after the claim	12848
2735 days after the claim	∞ days after the claim	12842

Table 5: Overview of time buckets b_{text} with their interval bounds.

Number of model parameters BiLSTM: 16,129,125 learnable parameters per model; DistilRoBERTa: 82,933,601 learnable parameters per model.

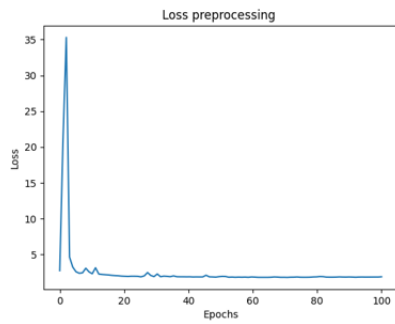
Number of training and evaluation runs Without parameterisation by α , β , and γ : 150 epochs pretraining, 100 epochs fine-tuning (both BiLSTM and DistilRoBERTa). With parameterisation: 600 epochs pretraining, 300 epochs fine-tuning (BiLSTM); 800 epochs pretraining, 300 epochs fine-tuning (DistilRoBERTa).

Hyperparameter bounds We *manually* tested following combinations for α when integrating the time attribution vectors at the global level for document-level (DL) or content-level reasoning: $\alpha \in \{0.10, 0.25, 0.50, 0.75, 0.90\}$. Final α -values: BiLSTM (DL_{glob}): $\alpha = 0.10$; BiLSTM (CL_{glob}): $\alpha = 0.25$; DistilRoBERTa (DL_{glob}): $\alpha = 0.75$ (see Figure 5); DistilRoBERTa (CL_{glob}): $\alpha = 0.10$. We tested following combinations for γ when integrating the time attribution vectors at the local level for content-level reasoning (CL): $\gamma \in \{0.10, 0.25, 0.50, 0.75, 0.90\}$. Final γ -values: BiLSTM (CL_{loc}): $\gamma = 0.50$; DistilRoBERTa (CL_{loc}): $\gamma = 0.10$. We tested following combinations for α and β when grounding the time attribution vectors at both the document and content level (DL+CL): $[(\alpha = 0.20, \beta = 0.20), (\alpha = 0.20, \beta = 0.35), (\alpha = 0.20, \beta = 0.40), (\alpha = 0.20, \beta = 0.55), (\alpha = 0.20, \beta = 0.60), (\alpha = \frac{1}{3}, \beta = \frac{1}{3}), (\alpha = 0.35, \beta = 0.20), (\alpha = 0.35, \beta = 0.55), (\alpha = 0.40, \beta = 0.20), (\alpha = 0.40, \beta = 0.40), (\alpha = 0.55, \beta = 0.20), (\alpha = 0.55, \beta = 0.35), (\alpha = 0.60, \beta = 0.20)]$. Final α - and β -values: BiLSTM (DL+CL_{glob}): $(\alpha = 0.20, \beta = 0.40)$; DistilRoBERTa (DL+CL_{glob}): $(\alpha = 0.20, \beta = 0.20)$. We performed a hyperparameter search trial of 100 epochs pretraining for each combination of hyperparameters. The criterions used to select the final hyperparameter values are the prediction performance (Micro/Macro F1) on the validation loss and the evolution of the validation loss (visualised on a plot, see Figure 5).

Other parameters tested

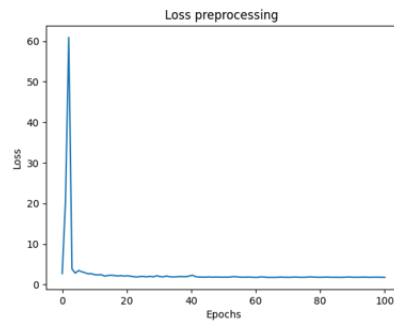
- Without linear scheduler;
- With linear scheduler with warm up;
- With linear learning scheduler;

- Learning rates: 0.001, 0.005, 0.0002 (only for RMSprop), 0.0001, 0.00001 (for pretraining and fine-tuning);
- Adam, RMSProp (Only BiLSTM), AdamW (only DistilRoBERTa);
- With weight decay: 0.001, 0.0001;
- Without weight decay.



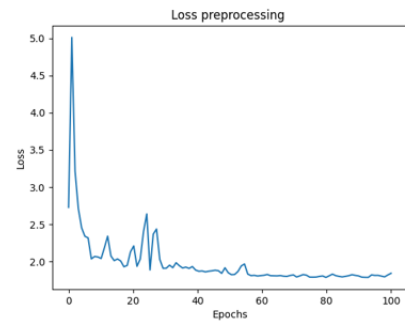
$\alpha = 0,1$

Micro = 0.5787 – Macro = 0,3712



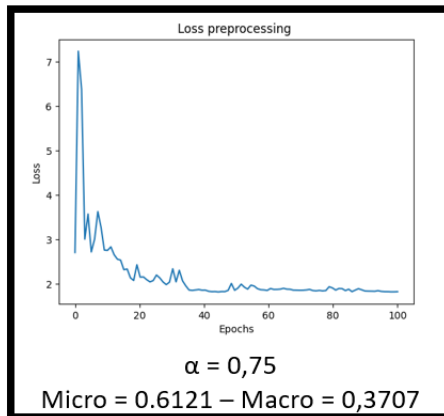
$\alpha = 0,25$

Micro = 0.5864 – Macro = 0,3610



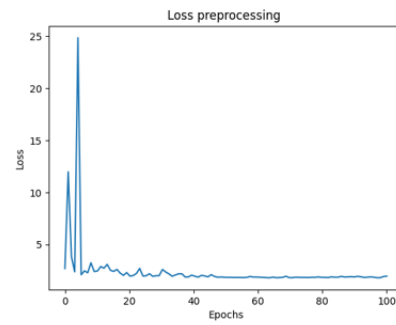
$\alpha = 0,50$

Micro = 0.6017 – Macro = 0,3651



$\alpha = 0,75$

Micro = 0.6121 – Macro = 0,3707



$\alpha = 0,9$

Micro = 0.5613 – Macro = 0,3361

Figure 5: Tuning α for DistilRoBERTa (DL_{glob}) based on the prediction performance on the validation set (metrics: Micro/Macro F1) and the validation loss.