

Supervised Contrastive Learning and Feature Fusion for Improved Kinship Verification

Nazim Bendib

Ecole Nationale Supérieure d'Informatique

Algiers, Algeria

jn_bendib@esi.dz

Abstract—Facial Kinship Verification is the task of determining the degree of familial relationship between two facial images. It has recently gained a lot of interest in various applications spanning forensic science, social media, and demographic studies. In the past decade, deep learning-based approaches have emerged as a promising solution to this problem, achieving state-of-the-art performance. In this paper, we propose a novel method for solving kinship verification by using supervised contrastive learning, which trains the model to maximize the similarity between related individuals and minimize it between unrelated individuals. Our experiments show state-of-the-art results and achieve 81.1% accuracy in the Families in the Wild (FIW) dataset.

Index Terms—Facial kinship verification, contrastive learning, deep learning

I. INTRODUCTION

Facial Kinship Verification (FKV) involves comparing the facial features of two individuals and determining whether they are related or not. FKV is an important research area with diverse applications, such as genealogy research, identifying missing persons, automatically organizing digital photo albums, or as a biometric identifier. It requires the ability to identify and analyze the discriminative features that are inherited from parents to their children, or shared between siblings, such as the distance between the eyes, the shape of the nose, and the thickness of the lips.

Proposed approaches can be grouped into two main categories: (1) shallow models [1]–[3] that are based on hand-crafted low-level features such as geometric shapes, colors, and distances. (2) deep models [4]–[7] that leverage the success of deep learning in extracting complex features using Convolutional Neural Networks (CNN). This latter generally uses a pre-trained facial recognition model as a baseline to tackle the problem. Indeed, FKV is similar to Facial Recognition as both deal with identifying persons based on their facial images. However, it is more challenging to find akin relations due to the potential variance (age, gender, ...) between individuals of the same family.

Common issues of these conventional approaches are: (1) their susceptibility to variations in facial expressions, lighting, pose, and other factors, which can significantly affect the quality and robustness of the models. (2) most existing works do not take into account the inherent similarities between related individuals, which can lead to suboptimal results.

While recent research improved on the baseline FKV accuracies, these issues are still a challenge. In this paper, we present a novel natural way of defining FKV using supervised contrastive learning which achieves state-of-the-art results and solves the above-mentioned issues. We train a CNN to learn discriminative representations, and map individuals into a representation space where family members are close together.

The main contributions of this paper are:

- To the best of our knowledge, this is the first work to define FKV as a contrastive learning problem with feature fusion.
- We propose a new batch sampling method that does not violate the kinship constraints.
- Our methodology is validated on Families in the Wild (FIW) benchmark in which we achieve +2% above state-of-the-art accuracy.

II. RELATED WORK

Facial kinship verification has been attracting the attention of researchers since its seminal paper [8]. This interest in the problem motivated the development of many labeled family datasets that played a pivotal role in the progress of FKV.

In general, deep learning-based methods achieved much more promising results than handcrafted-based methods, and this is due to using CNNs to exploit large datasets such as FIW. A siamese network with pre-trained CNNs on facial recognition was a go-to approach for many researchers, even though it naively assumed that the best way to detect kinship is to detect faces that look alike. Other works further improved this by using novel fusion techniques.

Other lines of research in FKV focused on using autoencoders, such as [9] where they implemented a Gated autoencoder to encode faces as genetic features. Other research focused on using GANs [10] to synthesize younger versions of an input face to shrink the age gap between samples, leading to a less complex problem.

III. METHOD

Inspired by the recent success of contrastive learning in computer vision, we propose a novel approach that combines supervised contrastive learning with feature fusion to obtain more discriminative and relevant facial representations.

We will train our FKV model sequentially through two stages, illustrated in figure 1.

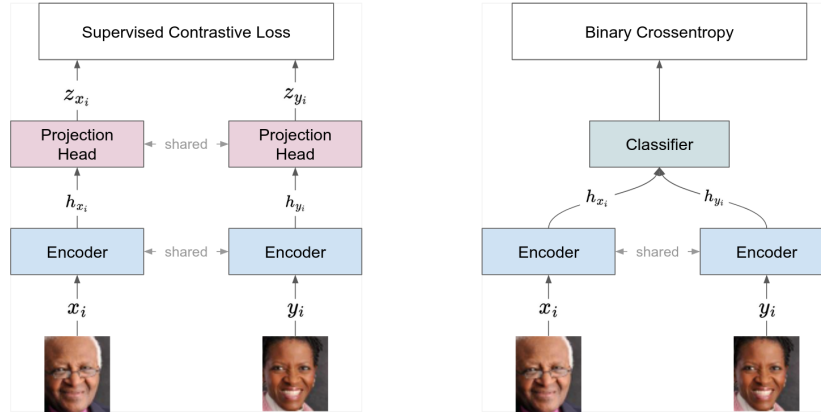


Fig. 1. First stage (left): the encoder f is trained by passing the facial representations to the projection head g , which maps them into a 128-dimensional embedding, on which the supervised contrastive loss is applied. Second stage (right): the pre-trained encoder f is used as a feature extractor for the binary classifier d .

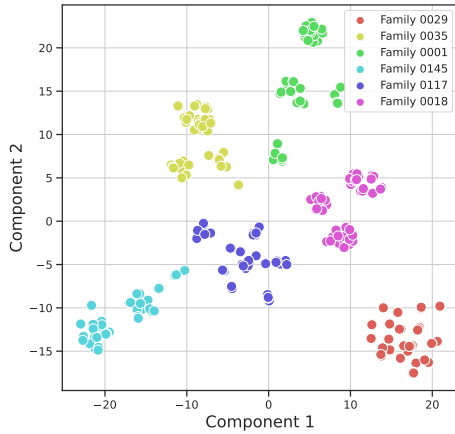


Fig. 2. T-SNE visualization of individuals' representations from diverse families.

- **Supervised Contrastive Learning:** maximizes the similarity between the representations of related individuals as shown in Fig. 1 (left).
- **Binary Classification:** trains a binary classifier on top of the pre-trained feature extractor as shown in Fig. 1 (right), to predict whether two individuals are related.

Our framework is composed of the following three components:

- **Neural network encoder** $f(\cdot)$ that extracts a representation vector from an input facial image.
- **Projection head** $g(\cdot)$ that maps a representation vector to a lower dimensional space where the contrastive loss is applied.
- **Binary classifier** $d(\cdot)$ that takes the representations of two input images, applies features fusion, then predicts if they are related or not.

In the following, we detail the procedure of each stage.

A. First stage: Supervised contrastive learning

Supervised contrastive learning [15] is a mixture of contrastive learning [16] and supervised learning. The model is trained on labeled data while using contrastive loss. Our supervised contrastive loss makes the model learn to maximize the similarity between the representations of related individuals and minimize the similarity between unrelated individuals Fig. 2.

The encoder $f(\cdot)$ receives a batch of the form $\{(x_i, y_i)\}$ and extracts the facial representations $\{(h_{x_i}, h_{y_i})\}$ where:

- N is the batch size and $1 \leq i \leq N$.
- (x_i, y_i) is the i^{th} positive pair in the batch.
- $h_{x_i} = f(x_i)$ is the representation of the image x_i .

Each representation h_k is then fed to a projection head $g(\cdot)$ to map it down into a lower dimensional embedding $z_k = g(h_k)$. The contrastive loss [17] is then applied as follows:

$$\mathcal{L} = \frac{1}{2N} \sum_{i=1}^N \left(\mathcal{L}_{scl}(z_{x_i}, z_{y_i}) + \mathcal{L}_{scl}(z_{y_i}, z_{x_i}) \right)$$

where \mathcal{L}_{scl} is the supervised contrastive loss of a positive pair (related pair):

$$\mathcal{L}_{scl}(z_i, z_j) = -\log \frac{e^{\text{sim}(z_i, z_j)/\tau}}{\sum_{k=1}^{2N} \mathbb{1}_{[z_i \neq z_k]} e^{\text{sim}(z_i, z_k)/\tau}}$$

and $\text{sim}(\cdot, \cdot)$ is a similarity metric. In our approach, we use cosine similarity:

$$\text{sim}(z_i, z_j) = \frac{z_i^T z_j}{\|z_i\| \|z_j\|}$$

B. Second stage: Binary classification

In this second stage, we train a binary classifier network $d(\cdot)$ that uses the representations h_k as input to classify kins and non-kins. These representations are extracted from the pre-trained encoder $f(\cdot)$ as shown in Fig. 1(right).

$$P(\text{kin}) = d(h_{x_i}, h_{y_i}) = d(f(x_i), f(y_i))$$

Method	BB	SS	SIBS	FS	FD	MS	MD	GFGD	GMGD	GFGS	GMGS	Ave.
Dual-VGGFace [11]	73.0	65.8	66.9	64.0	65.2	66.2	67.4	/	/	/	/	66.9
Benchmark [12]	71.9	77.3	72	68.5	69.3	69.5	71.8	/	/	/	/	71.2
ResNet SDMLoss [13]	72.6	79.4	74	68.0	68.3	68.8	71.3	/	/	/	/	71.2
DeepBlueAI [7]	77	77	77	81	74	74	75	79	76	69	67	76
Ustc-nelslip [6]	75	74	74	82	76	75	75	79	76	69	67	76
Vuvko [4]	80	80	77	81	75	74	78	78	76	69	60	78
Unified Approach [14]	85.9	86.3	78.0	74.9	77.4	75.6	76.9	/	/	/	/	79.3
Ours - Frozen backbone	82.2	81.4	84.6	78.3	76.4	79.6	77.7	69.1	65.7	71.3	62.8	78.6
Ours - Finetuned backbone	86.2	85.1	81.6	82.5	78.6	81.9	81.7	70.4	76.6	72.9	69.7	81.1

TABLE I

DETAILED AND AVERAGE ACCURACIES OF THE PREVIOUS SOLUTIONS COMPARED TO OUR TWO MODELS: NO FINETUNING VS WITH FINETUNING

In order to better capture the underlying structure of the data and extract the most relevant features for the classification, we use feature fusion by calculating multiple quadratic combinations of the representation vectors [7] $\{(h_i^2 - h_j^2), (h_i - h_j)^2\}$ and then pass them to the classifier.

C. Batch sampler

A key problem in the FIW dataset is that the number of photos per individual and the number of individuals per family are imbalanced, which leads to an exponentially increasing difference in the number of pairs between families. To prevent this, we propose a batch sampling technique that aims to balance the data while assuring that the batch contains distinct families, and no kinship constraints are violated in the process. Note that not all individuals in a family are blood-related - A father is non-kin to the mother; Maternal cousins are non-kin to the father. So unlike [4], when we sample a batch of pairs we need to make sure that a pair is a valid kin relationship to not confuse the model with a fake positive pair.

Our batch sampler, see algorithm 1, takes a list of pairs, denoted as *relationships*. Each pair contains a list of images and a counter for each image, initially initialized at 0. We first shuffle the list of pairs and then iterate over it to get batches of pairs, i.e., groups of size *batch_size*. For each batch, we remove any duplicate families, replacing them with other distinct families, to not have negative pairs from the same family. Then, for each pair in the batch, the algorithm selects the image with the minimum counter for each individual and increments its counter. By doing so, it ensures that the batch contains the least-seen images for each family.

IV. EXPERIMENTS AND RESULTS

In this section, we validate our approach on FIW benchmark. We compare state-of-the-art models to our trained models. All the work is run on one NVIDIA P100 GPU with 16 GB memory. All the implementation is done using Pytorch.

A. Experiments details

a) Architecture: We use ArcFace100 [18] as the encoder f , a 2-layer MLP projection head g that maps facial representations into a 128-dimensional space, and a 2-layer MLP for the binary classifier with sigmoid activation in the last layer. Both the projection head and classifier use ReLU as activation function in the hidden layer.

Algorithm 1 Batch Samplers

Input: *relationships*, *batch_size*
for $i \leftarrow 0$ **to** $len(relationships)$ **in** batches of size *batch_size* **do**
 $sub \leftarrow relationships[i : i + batch_size]$
 if not *distinct_families(sub)* **then**
 $sub \leftarrow replace_duplicates(sub, relationships)$
 end if
 $batch \leftarrow []$
 for *pair* **in** *sub* **do**
 $per1, per2, fam \leftarrow pair$
 $img1 \leftarrow get_image_with_min_count(per1)$
 $img2 \leftarrow get_image_with_min_count(per2)$
 $increment_count(img1)$
 $increment_count(img2)$
 $batch.append((img1, img2))$
 end for
 yield *batch*
end for

b) Dataset: Families In the Wild (FIW) [19] is the largest dataset available for facial kinship verification. It contains 11,932 photos of 1,000 families, with at least one photo per individual. This created 656,954 image pairs that can be split over 11 kinship relationships, i.e., father-daughter (FD), father-son (FS), mother-daughter (MD), mother-son (MS), brother-brother (BB), sister-sister (SS), brother-sister (SIBS), grandfather-granddaughter (GFGD), grandfather-grandson (GFGS), grandmother-granddaughter (GMGD), grandmother-grandson (GMGS).

The reason for choosing the FIW dataset was due to two key factors. Firstly, The FIW dataset has become widely recognized in the field, establishing itself as a benchmark for evaluating facial recognition algorithms. Secondly, the diversity of the data in the FIW dataset makes it a more comprehensive representation of real-world facial images and allows for a more robust evaluation of our approach. This enhances the generalization and reliability of our results and increases their applicability to real-world scenarios.

c) Preprocessing: Inspired by the work from [4], all the faces are re-detected and aligned using RetinaFace detector to not confuse the backbone with high variance unaligned faces. The images are then normalized and resized to (112,112) to fit the Arcface100 backbone.

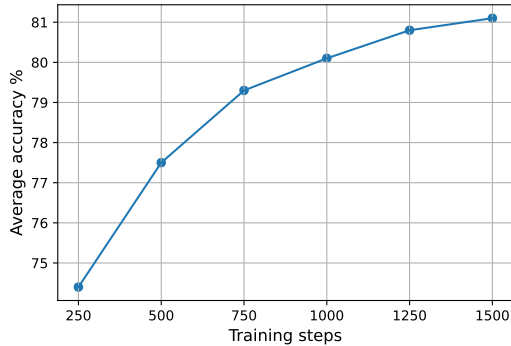


Fig. 3. Accuracy during the training with supervised contrastive learning fine-tuning

d) *Hyperparameters*: In the first stage, the model is optimized using SGD with a learning rate of 5×10^{-5} , a weight decay of 10^{-4} , a momentum of 0.9 and a temperature of 0.07. In the second stage, the classifier is trained with cross-entropy loss, optimized using Adam with a learning rate of 10^{-4} .

In both stages, we use a batch size of 32 as this is the limit accommodated by our setup.

e) *Data augmentation*: For data augmentation, we use strong color jitter, random grayscale, and random horizontal flipping. This will create more variance in the data and help the model avoid overfitting and generalize better. In contrast to [17], we don't use random cropping, thereby preserving the integrity of the faces and the alignment applied to them.

B. Results

The experimental results are shown in table I. Overall, our approach achieves the best performance on multiple kinship types, with a state-of-the-art 81.1% average accuracy.

To evaluate our approach, we tried both freezing and fine-tuning the pre-trained encoder. Without any fine-tuning and with only 1250 steps of training, our method achieved a near state-of-the-art average accuracy and almost beats the previous best accuracy. This highlights the effectiveness of our feature extraction method in capturing discriminative information. By finetuning the model, we achieved a new state-of-the-art result in the FIW benchmark, with an average accuracy of 81.1% while only training for 1500 steps Fig. 3

Our method has achieved the highest accuracy in almost all relationships. It has demonstrated better performance than previous approaches in FKV for GMGD, GFSG, and GMGS, indicating that our method has effectively shrunk the age gap more than the previous ones.

V. CONCLUSION

In this paper, we proposed a novel approach for facial kinship verification based on supervised contrastive learning, a powerful technique that can capture the similarities and differences between related and unrelated pairs of faces. Our approach outperforms other deep learning methods on the Families in The Wild dataset reaching an accuracy of 81.1%.

We believe that our training methodology represents a significant step forward in the field of facial kinship verification and demonstrates the power of supervised contrastive learning for capturing complex relationships between faces. Looking forward, our work will focus on deploying our contrastive model on edge devices, which can enable real-time facial kinship verification with reduced communication overhead, enhanced privacy and security, and improved user experience.

REFERENCES

- [1] Jiwen Lu, Xiuzhuang Zhou, Yap-Pen Tan, Yuanyuan Shang, and Jie Zhou. Neighborhood repulsed metric learning for kinship verification. *IEEE Transactions on Pattern Analysis and Machine Intelligence*, pages 331–345, 2014.
- [2] Ajit Puthenputhussery, Qingfeng Liu, and Chengjun Liu. Sift flow based genetic fisher vector feature for kinship verification. In *2016 IEEE International Conference on Image Processing (ICIP)*, pages 2921–2925, 2016.
- [3] Ruogu Fang, Kevin D. Tang, Noah Snavely, and Tsuhan Chen. Towards computational models of kinship verification. In *2010 IEEE International Conference on Image Processing*, pages 1577–1580, 2010.
- [4] Andrei Shadrinov. Achieving better kinship recognition through better baseline. pages 872–876, 11 2020.
- [5] Stefan Hörmann, Martin Knoche, and Gerhard Rigoll. A multi-task comparator framework for kinship verification. *2020 15th IEEE International Conference on Automatic Face and Gesture Recognition (FG 2020)*, pages 863–867, 2020.
- [6] Jun Yu, Mengyan Li, Xinlong Hao, and Guochen Xie. Deep siamese network for automatic kinship verification. *CoRR*, 2020.
- [7] Zhipeng Luo, Zhiguang Zhang, Zhenyu Xu, and Lixuan Che. Challenge report: Recognizing families in the wild data challenge. *CoRR*, 2020.
- [8] Ruogu Fang, Kevin Tang, Noah Snavely, and Tsuhan Chen. Towards computational models of kinship verification. pages 1577–1580, 09 2010.
- [9] Afshin Dehghan, Enrique G. Ortiz, Ruben Villegas, and Mubarak Shah. Who do i look like? determining parent-offspring resemblance via gated autoencoders. In *2014 IEEE Conference on Computer Vision and Pattern Recognition*, pages 1757–1764, 2014.
- [10] Savas Özkan and Akin Ozkan. Kinshipgan: Synthesizing of kinship faces from family photos by regularizing a deep face network. *CoRR*, 2018.
- [11] Reza Fuad Rachmadi, I Ketut Eddy Purnama, Supeno Mardi Susiki Nugroho, and Yoyon Kusnendar Suprpto. Image-based kinship verification using dual vgg-face classifie. In *2020 IEEE International Conference on Internet of Things and Intelligence System (IoT&IS)*, pages 123–128, 2021.
- [12] Joseph P. Robinson, Ming Shao, Yue Wu, Hongfu Liu, Timothy Gillis, and Yun Fu. Visual kinship recognition of families in the wild. *IEEE Transactions on Pattern Analysis and Machine Intelligence*, 40(11):2624–2637, 2018.
- [13] Shuyang Wang, Zhengming Ding, and Yun Fu. Cross-generation kinship verification with sparse discriminative metric. *IEEE Transactions on Pattern Analysis and Machine Intelligence*, 41(11):2783–2790, 2019.
- [14] Eran Dahan and Yosi Keller. A unified approach to kinship verification. *IEEE Transactions on Pattern Analysis and Machine Intelligence*, 43(8):2851–2857, 2021.
- [15] Prannay Khosla, Piotr Teterwak, Chen Wang, Aaron Sarna, Yonglong Tian, Phillip Isola, Aaron Maschinot, Ce Liu, and Dilip Krishnan. Supervised contrastive learning. *CoRR*, 2020.
- [16] Xiao Liu, Fanjin Zhang, Zhenyu Hou, Zhaoyu Wang, Li Mian, Jing Zhang, and Jie Tang. Self-supervised learning: Generative or contrastive. *CoRR*, 2020.
- [17] Ting Chen, Simon Kornblith, Mohammad Norouzi, and Geoffrey E. Hinton. A simple framework for contrastive learning of visual representations. *CoRR*, 2020.
- [18] Jiankang Deng, Jia Guo, and Stefanos Zafeiriou. Arcface: Additive angular margin loss for deep face recognition. *CoRR*, 2018.
- [19] Joseph P. Robinson, Ming Shao, Yue Wu, and Yun Fu. Families in the wild (fiw): Large-scale kinship image database and benchmarks. In *Proceedings of the 24th ACM International Conference on Multimedia*, page 242–246. Association for Computing Machinery, 2016.