

An Efficient Framework for Execution of Smart Contracts in Hyperledger Sawtooth

Manaswini Piduguralla¹, Saheli Chakraborty¹, Parwat Singh Anjana¹, and Sathya Peri¹

Indian Institute of Technology Hyderabad, Kandi, Telangana 502285
 {cs20resch11007, ai20mtech12002, cs17resch11004, sathya_p}@iiith.ac.com

Abstract. Blockchain technology is a distributed, decentralized, and immutable ledger system. It is the platform of choice for managing smart contract transactions (SCTs). Smart contracts are self-executing codes of agreement between interested parties commonly implemented using blockchains. A block contains a set of transactions representing changes to the system and a hash of the previous block. The SCTs are executed multiple times during the block production and validation phases across the network. The execution is sequential in most blockchain technologies. In this work, we incorporate a direct acyclic graph (DAG) based parallel scheduler framework for concurrent execution of SCTs. The dependencies among a block's transactions are represented through a concurrent DAG data structure that assists in throughput optimization. We have created a DAG scheduler module that can be incorporated into blockchain platforms for concurrent execution with ease. We have also formally established the safety and liveness properties of the DAG scheduler. For evaluation, our framework is implemented in Hyperledger Sawtooth V1.2.6. The performance across multiple smart contract applications is measured for various scheduler types. Experimental analysis shows that the proposed framework achieves notable performance improvements over the parallel SCT execution frameworks.

Keywords: Smart Contract Executions, Blockchains, Hyperledger Sawtooth

1 Introduction

Blockchain platforms help establish and maintain a decentralized and distributed ledger system between untrusting parties [12]. The blockchain is a collection of immutable blocks typically in the form of a chain. Each block points to its previous block by storing its hash. A block in the blockchain consists of several *smart contract transactions (SCTs)* which are self-executing contracts of agreement between two or more parties that are written in the form of computer code. These help in the execution of agreements among untrusted parties without the necessity for a common trusted authority to oversee the execution. The development and deployment of smart contracts on blockchain platforms is growing rapidly.

The blockchain networks typically consists of several nodes (varying from thousands to millions depending on the blockchain) each of which store the contents of the entire blockchain. Any node in the blockchain can act as a *block producer*. A producer node selects transactions from a pool of available transactions and packages them into a block. The proposed block is then broadcast to other nodes in the network. A node on receiving the block acts as a *validator*. It validates the transactions in the block by executing them one after another. Thus a node can act as a producer while producing the block and as a validator while validating the block.

Agreement on the proposed block by the nodes of the blockchain is performed through various consensus mechanisms, like proof of work (PoW)[12], proof of stake (PoS)[15], proof of elapsed time (PoET)[10], etc. For a block to be added to the blockchain, the transactions of the block are processed in two contexts: (a) first time by the block producer when the block is produced; (b) then by all the block validators as a part of the block validation. Thus the SCT code is executed multiple times by the producer and the validators.

The majority of blockchain technologies execute the SCTs in a block serially during the block creation and validation phases. This is one of the bottlenecks for higher throughput and scalability of blockchain models [7]. Throughput of the blockchain can be improved by concurrent execution of transactions. To process transactions simultaneously, it is necessary to make sure that transactions that are dependent on each other are not run together. In addition, concurrent execution of transactions at each validator should result in the same end state in the database. In this work, a framework for the concurrent execution of transactions on producers and validators is proposed. The framework has been implemented in Hyperledger Sawtooth 1.2.6 to determine the level of optimization it achieves.

The underlying architecture of Hyperledger Sawtooth and its introduction are provided in Section 2. Section 3 details our framework for parallel transaction execution as well as pseudocode for DAG creation, utilization, and smart validation. This is followed by a discussion of the implementation details, experiment design, and results presented in Section 4. Tests of our scheduler have been extensively conducted, and the results of our experiments have been analyzed in detail. We discuss our conclusions and next steps in Section 6 of our paper.

2 Background

2.1 Hyperledger Sawtooth

The Hyperledger Foundation is an umbrella project by the Linux Foundation to establish and encourage cross-industry blockchain technologies. It is an open-source collaboration by leaders across the finance, internet-of-things (IoT), banking, and supply chain fields. One of the most popular open-source blockchain technologies being developed for permission and permissionless networks is Sawtooth. Hyperledger Sawtooth is gaining popularity for smart contract execution because of its highly modular approach. It facilitates the Sawtooth core design

such that the transaction rules, permissions, and consensus algorithms can be customized according to the particular area of application. Some of the distinctive features of Sawtooth are modularity, multi-language support, parallel transaction execution, and pluggable consensus. The modular structure of Sawtooth helps in modifying particular operations without needing to make changes throughout the architecture. In Sawtooth, smart contracts are referred to as

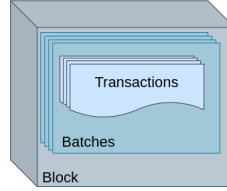


Fig. 1: Structure of a Hyperledger Sawtooth block

transaction families, and the logic for the contract is present in the respective families' transaction processors. Modifications to the state are performed through transactions and they are always wrapped inside a batch. A batch is the atomic unit of change in the system and multiple batches are combined to form a block (Figure 1). The node architecture of Sawtooth includes five modules that play crucial roles in blockchain development: global state, journal, transaction scheduler, transaction executor, and transaction processor. The global state containing the data of transaction families of Sawtooth is stored using a radix Merkle tree data structure. The Journal module contains a block completer, which receives blocks and batches from the network. Block validators perform validation and fork resolution operations, while block publishers create blocks after transactions are validated. It is the Transaction Scheduler module's responsibility to identify the dependencies between transactions and schedule transactions that result in conflict-free execution. Transaction executor collects the context of the transaction for the transaction processor to execute it.

The proposed framework for transaction execution on the blockchain would improve the throughput of SCTs by making the block creation and validation process concurrent. SCTs that are independent of each other are executed in parallel in the framework. The dependencies are represented as a direct acyclic graph (DAG) based on transaction inputs and outputs. DAG sharing and smart validator module designs are also included in the framework to further optimize block validation.

3 Proposed Framework

In this section, the proposed framework for parallel transaction execution in blockchains through static analysis by miners and validators of the network is detailed. This framework introduces Parallel scheduler and Smart validator

modules into the blockchain node architecture. The parallel scheduler is responsible for identifying the dependencies among the transactions in the block and scheduling them for conflict-free execution. This is done by determining the dependencies among the transactions. The identified dependencies are represented by a direct acyclic graph (DAG) that is shared along with the block to minimize the validation time of the blockchain. DAG shared along with the blocks are validated using the smart validator, which determines if malicious miners have shared inaccurate graphs. In this section, a detailed framework Figure 2 and the pseudo-codes of the modules are presented. The implementation and experiments conducted in Hyperledger Sawtooth are discussed in further sections.

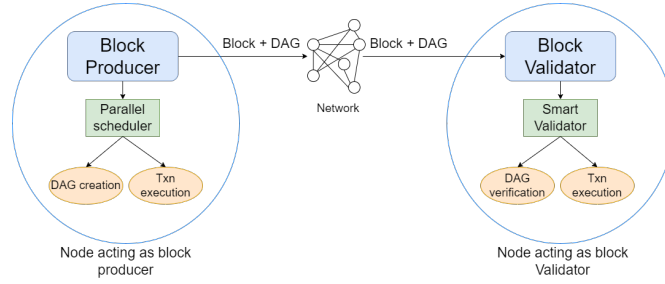


Fig. 2: Proposed framework in the blockchain

3.1 Parallel Scheduler

The parallel scheduler module is part of the miner in the proposed framework. It performs the operations of DAG creation and conflict-free transaction execution. Both operations are multi-threaded for higher throughput.

DAG creation The DAG creation is initiated when the miner creates the next block in the blockchain. In blockchains like Sawtooth, the addresses that the transactions read from, and write to, are present in the transaction header. Using this information, we can derive the addresses based on the transaction details without having to execute the transaction. Analyzing these input (read) and output (write) addresses, the parallel scheduler computes the dependencies between transactions.

On receiving the block from the block producer, transaction ID is assigned to the transactions based on the position of them in the block ($T_1, T_2, T_3 \dots$). Multiple threads are deployed to generate the DAG. Each thread in the parallel scheduler claims the next unclaimed transaction in the block and a global atomic counter is maintained to keep track. The input addresses of the transaction (T_a) are compared with all the output addresses of transactions (e.g., T_b) with a higher ID. Correspondingly, the output addresses of T_a are compared with the

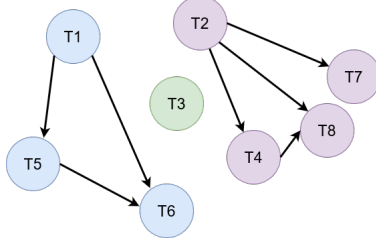


Fig. 3: Direct acyclic graph representation of the dependencies in the block.

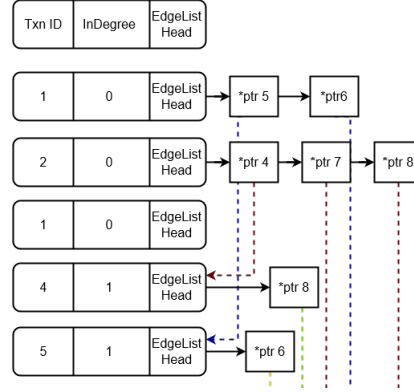


Fig. 4: Linked list representation of the DAG.

input and output addresses of T_b . If there are any common addresses identified in the above checks, an edge is added from T_a to T_b in the DAG. An adjacency matrix data structure is implemented for representing the graph, and an atomic array to maintain the indegree count of the vertices. The linked list DAG graph are illustrated in the Fig. 3. We have also implemented a parallel scheduler module with concurrent linked list structure Fig. 4. The pseudo-code is detailed in Algorithm 1.

Transaction execution For parallel transaction execution, we initiate multiple threads to process the transactions in the block. Each thread selects a transaction for execution using the indegree array. If the indegree of a transaction is zero this indicates that the transaction does not have any predecessor dependent transactions and can be executed (T_1 , T_3 , and T_2 in Fig. 3). If no such transactions are available, the threads wait until one is available or end execution if all the transactions have completed execution. Upon selecting a transaction, it is executed and the indegree of all the outgoing edge transactions (T_5 and T_6 for T_1) is decremented by 1. The search for a transaction with indegree zero can be further optimized by initiating the search from the last transaction ID selected. This further reduces the time it takes to find the next transaction. The pseudo-code that multiple threads execute while selecting a transaction is present in Algorithm 2

3.2 Smart Validation

DAG sharing In this phase, the DAG created by the block creator in the blockchain network is shared with the validators in the network. In this way, the blockchain network's validators can conserve the time taken for DAG creation. Malicious miners in the network can exploit the DAG sharing feature to disrupt blockchain functioning. Sharing an inapt DAG with one or more edges

Algorithm 1 Multi-threaded createDAG(): m threads concurrently create the DAG

```

1: procedure CREATEDAG(block)           ▷ The block to be produced or validated is the input
2:   while 1 do
3:      $T_i \leftarrow \text{txnCounter.get\&inc}()$            ▷ Claim the next transaction available
4:     if  $T_i > \text{txn\_count}$  then
5:        $\text{txnCounter.dec}()$ 
6:       return           ▷ Return if all the transactions are processed
7:     end if
8:      $\text{Graph\_Node } *txn = \text{new Graph\_Node}$ 
9:      $\text{DAG} \rightarrow \text{add\_node}(T_i, txn)$            ▷ adding the node to the graph
10:    for  $T_j = T_i + 1$  to  $\text{txn\_count}$  do           ▷ finding dependent transactions
11:       $\text{flagEdge} = \text{false}$ 
12:      if  $T_i.\text{readList} \cap T_j.\text{writeList}$  then           ▷ Checking for RW and WW conflicts
13:         $\text{flagEdge} = \text{True}$ 
14:      end if
15:      if  $T_i.\text{writeList} \cap T_j.\text{readList}$  then
16:         $\text{flagEdge} = \text{True}$ 
17:      end if
18:      if  $T_i.\text{writeList} \cap T_j.\text{writeList}$  then
19:         $\text{flagEdge} = \text{True}$ 
20:      end if
21:      if  $\text{flagEdge}$  then
22:         $\text{DAG} \rightarrow \text{add\_edge}(T_i, T_j)$ 
23:      end if
24:    end for
25:  end while
26: end procedure           ▷ The threads end when the DAG is complete

```

Algorithm 2 Multi-threaded selectTxn(): threads concurrently search the DAG for next transaction to execute

```

27: procedure SELECTTXN(DAG)
28:   for  $T_i = \text{pos}$  To  $\text{txn\_count}$  do           ▷ iterate over until all transactions to find transaction for
    execution
29:     if  $T_i.\text{indeg} == 0$  then           ▷ Checking for txn with zero indegree
30:       if  $T_i.\text{indeg.CAS}(0, -1)$  then
31:          $\text{pos} \leftarrow T_i$            ▷ store the last position for fast parsing
32:         return  $T_i$ 
33:       end if
34:     end if
35:   end for
36:   for  $T_i = 0$  To  $\text{pos}$  do           ▷ iterate over until all transactions to find transaction for execution
37:     if  $T_i.\text{indeg} == 0$  then           ▷ Checking for txn with zero indegree
38:       if  $T_i.\text{indeg.CAS}(0, -1)$  then
39:          $\text{pos} \leftarrow T_i$            ▷ store the last position for fast parsing
40:         return  $T_i$ 
41:       end if
42:     end if
43:   end for
44:   return  $-1$            ▷ The threads end when a transaction is selected or all the transaction are
    executed
45: end procedure

```

missing could lead to validators malfunctioning. A DAG with additional edges will increase the validation process and slow the whole blockchain network.

DAG validation The DAG created by the block creator in the blockchain network is shared with the validators in the network. In this way, the blockchain network’s validators can conserve the time taken for DAG creation. In order to address this security risk that is present in DAG sharing, a smart validator is designed for verifying DAGs. The smart validator checks for missing edges or extra edges present in the DAG shared. This is performed by multiple threads for swift graph verification. For all the addresses accessed in the block, a read list and a write list are maintained. By parsing the transactions in the block, transaction IDs are added to the read and write lists of respective addresses. First the check for missing edges is performed by making sure that the transactions in the write list of an address have an edge with all the transactions present in the respective read and write lists. A failed check indicates that the DAG shared has a missing edge. During the check, the number of outgoing edges is calculated for each transaction. We compare the sum of the outgoing edges obtained in the above operation with the in-degree array shared along the block. This function identifies if any extra edges are present in the DAG. As a result of this process, the smart validator verifies the DAG information and recognizes malicious miners. The procedure to handle such miners depends on the type and functionalities of blockchain technology. Malicious miners in the network can exploit the DAG sharing feature to disrupt blockchain functioning. Sharing an inapt DAG with one or more edges missing could lead to validators malfunctioning. A DAG with additional edges will increase the validation process and slow the whole blockchain network.

4 Experiments Analysis

4.1 Implementation details

To incorporate the DAG framework into Sawtooth architecture, we have to modify the current parallel scheduler module. Due to the modular nature of Sawtooth, any modifications made to a module can be restricted within the module itself without impacting the whole architecture. For this we need to make sure the functions through which other modules interact with the parallel scheduler module are modified with care.

We have now implemented the DAG sharing and Smart validator phases in Sawtooth1.2.6. For DAG sharing, We have modified the block after the block creator has verified that all the transactions in the block are valid. In Sawtooth 1.2.6 we have used the dependencies list that is present in the transaction structure. Every transaction in the DAG is represented using a graph node and the outgoing edges indicate the dependent transactions. This modified block is shared to the network for validation.

Initially we have implemented the DAG in linked list data structure. This is ideal when the size of the graph is unknown and the graph needs to be dynamic.

Algorithm 3 Multi-threaded smartValidator(): m threads concurrently verify the DAG shared

```

46: procedure SMARTVALIDATOR( $DAG$ )
47:   while ! $mMiner$  do
48:      $Adds \leftarrow addsCounter.get\&inc()$  ▷ Claim the next address for analyzing
49:     if  $Adds > adds\_count$  then
50:        $addsCounter.dec()$ 
51:       return ▷ Return if all the address are processed
52:     end if
53:     for  $i = 0$  To  $length(Adds.readList)$  do ▷ procedure for checking for missing edges
54:        $T_i \leftarrow Adds.readList[i]$ 
55:       for  $j = 0$  To  $length(Adds.writeList)$  do ▷ read-write dependencies
56:          $T_j \leftarrow Adds.writeList[j]$ 
57:         if ! $checkEdge(T_i, T_j)$  then
58:            $mMiner \leftarrow True$ 
59:           return
60:         end if
61:          $incDeg(T_i, T_j)$  ▷ Increment the indegree of lower txn and mark the edge
62:       end for
63:     end for
64:     for  $i = 0$  To  $length(Adds.writeList)$  do
65:        $T_i \leftarrow Adds.writeList[i]$ 
66:       for  $j = 0$  To  $length(Adds.writeList)$  do ▷ write-write dependencies
67:          $T_j \leftarrow Adds.writeList[j]$ 
68:         if ! $checkEdge(T_i, T_j)$  then
69:            $mMiner \leftarrow True$ 
70:           return
71:         end if
72:          $incDeg(T_i, T_j)$  ▷ Increment the indegree of lower txn and mark the edge
73:       end for
74:     end for
75:     for  $i = 0$  To  $txn\_count$  do ▷ procedure for checking for extra edges
76:       if  $T_i.inDeg \neq T_i.calDeg$  then ▷ Check if shared indegree is equal to calculated
77:          $mMiner \leftarrow True$ 
78:         return
79:       end if
80:     end for
81:   end while
82: end procedure

```

Given that the number of transactions in a block do not change and there is a limit for the number of transactions a block can contain, we have designed an adjacency matrix implementation for DAG. The results have shown further improvement over the linked list implementation as the adjacency matrix is direct access whereas the linked list implementation would require parsing the list to reach the desired node.

Smart validator is implemented in the Sawtooth 1.2.6 block validators. The DAG is recreated using the dependencies list provided in the transaction by the block creator. This optimizes the time taken to create the DAG again in the validators by comparing all the input and output addresses in the transactions. Once created the smart validator first checks for missing edges that should have been present in the DAG shared by the block creator. This is done by creating a list of transactions that access each address and verifying if an edge is present between them. While doing this, we all maintain the count of outgoing edge count at each transaction. If the count matches with the DAG shared by the

block creator that indicates no edges are missing. This way we verify the DAG shared faster than creating the DAG again, optimizing the throughput.

4.2 Transaction Families modifications

To control the percentage of conflict between the transactions it is required to have a control over the keys created. That is why the createbatch command is modified in such a way that it will take the key names which we will specify rather than choosing some random alphanumeric value. We modified the script to achieve that and we created a file with the required number of key names to be created. While executing createbatch command it will take these key names from the file and will set them to some random values in the first batch. Another aspect of the work was to achieve the desired amount of conflicts within the transactions inside a batch. In the intkey transaction family in the original code of createbatch instruction it creates batches with increment and decrement operations performed on some random keys. In that case we cannot control the conflicts within the batch. But if we can specify which transaction should modify which key value then it is possible to control the conflict percentage within the batch itself. So to achieve that the intkey code is modified so that while executing the transactions it takes the input from a file where it is specified which key value to be modified in separate lines. The createbatch instruction will go to that file, read the key name for each transaction and then perform increment or decrement operation on that key. Thus if we calculate the conflict percentage and input the key names in the file according to that then it will execute the transactions maintaining that specified conflict percentage within the batch.

4.3 Experiments

Simple Wallet Transaction Family

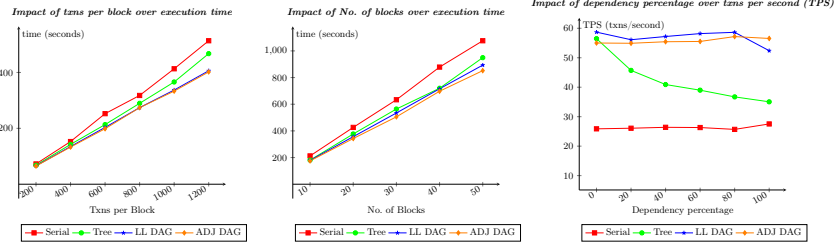


Fig. 5: Experiment 1

Fig. 6: Experiment 2

Fig. 7: Experiment 3

Intkey Transaction Family

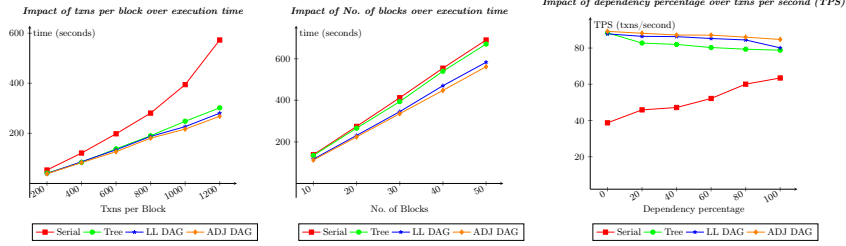


Fig. 8: Experiment 1

Fig. 9: Experiment 2

Fig. 10: Experiment 3

Voting Transaction Family

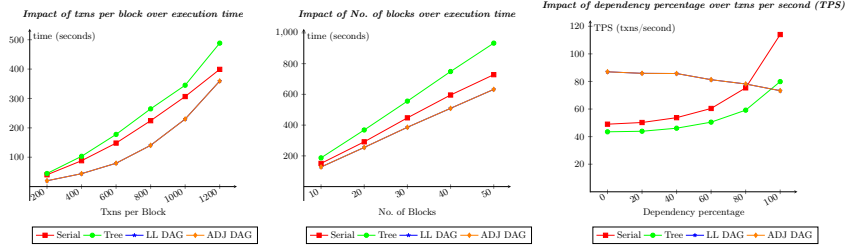


Fig. 11: Experiment 1

Fig. 12: Experiment 2

Fig. 13: Experiment 3

5 Related research

In the past few years, blockchain technology has gained tremendous popularity and is used in a wide variety of fields. Although blockchains are capable of offering a variety of advantages, one of the most cited concerns is scalability. Consensus protocols and transaction throughput are the two major bottlenecks of blockchain performance. In contrast to proof of work (PoW), alternative consensus protocols like proof of stake (PoS) and proof of elapsed time (PoET) are introduced to minimize consensus time. However, transaction throughput continues to be a hindrance to scalability. Exercising parallel execution of transactions in a block is one of the solutions to optimize blockchains.

Dickerson et al. [7] introduced the concept of parallel execution of Ethereum [16] transactions using Software Transactional Memory (STM). The miners execute transactions in the block using STM, and the serializable concurrent state is discovered. This is then shared with the validators to achieve deterministic execution. Following this there have been multiple STM-based concurrent transaction execution frameworks for blockchains [1,2,8,4]. Besides the significant overhead associated with executing transactions through STMs, transactions sometimes fail due to dependencies and must be re-executed. Another drawback is that they cannot have operations that cannot be undone, which is a significant obstacle

to smart contract design. During concurrent execution, STM-based approaches identify conflicts among transactions dynamically, i.e., during execution. This results in various transactions failing or rolling back to resolve the conflict. This has a significant impact on throughput and is not optimal for blocks with high interdependencies. In general, a dynamic approach is ideal, but it is not necessary for blockchains whose addresses are either included in the transactions or are easily inferred. For such systems, we propose a parallel execution framework for transactions in a block.

Sharding is another popular technique to address scaling issues in blockchains. In this, the nodes present in the network are categorized into small groups. Each group processes transactions parallelly with the other groups. Sharding is being explored earnestly as a solution to scalability issues [11,17,9,18,6,14,13,5,19]. The criteria for sharding are different in each approach. Few are specifically designed for monetary transactions in blockchains [9,18]. This leads to smart contract transactions being processed on a single shard leading to an inefficient distribution of computational work. The implementation of transactions that span across smart contracts becomes intricate with sharding. Protocols have to be designed specifically for inter-shard communication further increasing the complexity of the design [6]. The sharding technique limits the degree of parallelization to the number of shards irrespective of actual capacity. If the shards are dynamic, in the worst case the number of shards is equal to the number of transactions. This framework is unsuitable for transactions with high interdependencies.

Hyperledger Sawtooth architecture includes a parallel transaction scheduler (tree-scheduler) that uses a Merkle-Radix tree with nodes that are addressable by state addresses. Each node in the tree represents one address in the Sawtooth state and a read list and write list are maintained at each node. When the scheduler receives a block, the transaction IDs are added to the read list and write list based on the input and output addresses present in the header. Input declarations are considered reads, with output declarations considered writes. This tree is called the predecessor tree. The predecessors of a transaction are those transactions that have to run for this one to run. Whenever an executor thread requests the next transaction, the scheduler inspects the list of unscheduled transactions and the status of their predecessors. A transaction is scheduled for execution if all the predecessor transactions have completed their execution. The drawbacks of the tree scheduler are that the status of predecessor transactions needs to be checked before a transaction can be scheduled. The construction of the tree data structure is serial. This can be optimized by implementing a concurrent data structure. The number of addresses accessed in a block is generally higher than the total number of transactions. The memory space utilized for an address based data structure is more than a transaction based data structure. The miners and validators both construct the tree at their end instead of sharing the tree constructed by the miners.

6 Conclusion and future work

References

1. Amiri, M.J., Agrawal, D., El Abbadi, A.: Parblockchain: Leveraging transaction parallelism in permissioned blockchain systems. In: 2019 IEEE 39th International Conference on Distributed Computing Systems (ICDCS). pp. 1337–1347 (2019). <https://doi.org/10.1109/ICDCS.2019.00134>
2. Anjana, P.S., Attiya, H., Kumari, S., Peri, S., Somani, A.: Efficient concurrent execution of smart contracts in blockchains using object-based transactional memory. In: Georgiou, C., Majumdar, R. (eds.) Networked Systems. pp. 77–93. Springer International Publishing, Cham (2021)
3. Anjana, P.S., Kumari, S., Peri, S., Rathor, S., Somani, A.: An efficient framework for optimistic concurrent execution of smart contracts. In: 2019 27th Euromicro International Conference on Parallel, Distributed and Network-Based Processing (PDP). pp. 83–92 (2019). <https://doi.org/10.1109/EMPDP.2019.8671637>
4. Anjana, P.S., Kumari, S., Peri, S., Rathor, S., Somani, A.: Optsmart: a space efficient optimistic concurrent execution of smart contracts. Distributed and Parallel Databases (May 2022). <https://doi.org/10.1007/s10619-022-07412-y>, <https://doi.org/10.1007/s10619-022-07412-y>
5. Baheti, S., Anjana, P.S., Peri, S., Simmhan, Y.: Dipetrans: A framework for distributed parallel execution of transactions of blocks in blockchains. Concurrency and Computation: Practice and Experience **34**(10), e6804 (2022). <https://doi.org/https://doi.org/10.1002/cpe.6804>, <https://onlinelibrary.wiley.com/doi/abs/10.1002/cpe.6804>
6. Dang, H., Dinh, T.T.A., Loghin, D., Chang, E.C., Lin, Q., Ooi, B.C.: Towards scaling blockchain systems via sharding. In: Proceedings of the 2019 International Conference on Management of Data. p. 123–140. SIGMOD '19, Association for Computing Machinery, New York, NY, USA (2019). <https://doi.org/10.1145/3299869.3319889>, <https://doi.org/10.1145/3299869.3319889>
7. Dickerson, T., Gazzillo, P., Herlihy, M., Koskinen, E.: Adding concurrency to smart contracts. p. 303–312. PODC '17, Association for Computing Machinery, New York, NY, USA (2017). <https://doi.org/10.1145/3087801.3087835>, <https://doi.org/10.1145/3087801.3087835>
8. Gelashvili, R., Spiegelman, A., Xiang, Z., Danezis, G., Li, Z., Malkhi, D., Xia, Y., Zhou, R.: Block-stm: Scaling blockchain execution by turning ordering curse to a performance blessing (2022). <https://doi.org/10.48550/ARXIV.2203.06871>, <https://arxiv.org/abs/2203.06871>
9. Kokoris-Kogias, E., Jovanovic, P., Gasser, L., Gailly, N., Syta, E., Ford, B.: Omniledger: A secure, scale-out, decentralized ledger via sharding. In: 2018 IEEE Symposium on Security and Privacy (SP). pp. 583–598 (2018). <https://doi.org/10.1109/SP.2018.000-5>
10. Kunz, T., Black, J.P., Taylor, D.J., Basten, T.: POET: Target-System Independent Visualizations of Complex Distributed-Applications Executions. The Computer Journal **40**(8) (1997)
11. Luu, L., Narayanan, V., Zheng, C., Baweja, K., Gilbert, S., Saxena, P.: A secure sharding protocol for open blockchains. p. 17–30. CCS '16, Association for Computing Machinery, New York, NY, USA (2016). <https://doi.org/10.1145/2976749.2978389>, <https://doi.org/10.1145/2976749.2978389>
12. Nakamoto, S.: Bitcoin: A peer-to-peer electronic cash system (2009)

13. Pirlea, G., Kumar, A., Sergey, I.: Cosplit (pldi 2021 artefact) (2021), <https://doi.org/10.5281/zenodo.4674301>
14. Valtchanov, A., Helbling, L., Mekiker, B., Wittie, M.P.: Parallel block execution in socc blockchains through optimistic concurrency control. In: 2021 IEEE Globecom Workshops (GC Wkshps). pp. 1–6 (2021). <https://doi.org/10.1109/GCWkshps52748.2021.9682147>
15. Vasin, P.: Bitcoin’s proof-of-stake protocol v2. URL: <https://blackcoin.co/blackcoin-pos-protocol-v2-whitepaper.pdf> **71** (2014)
16. Wood, G.: Ethereum: A secure decentralised generalised transaction ledger
17. Zamani, M., Movahedi, M., Raykova, M.: Rapidchain: Scaling blockchain via full sharding. In: Proceedings of the 2018 ACM SIGSAC Conference on Computer and Communications Security. p. 931–948. CCS ’18, Association for Computing Machinery, New York, NY, USA (2018). <https://doi.org/10.1145/3243734.3243853>, <https://doi.org/10.1145/3243734.3243853>
18. Zamani, M., Movahedi, M., Raykova, M.: Rapidchain: Scaling blockchain via full sharding. In: Proceedings of the 2018 ACM SIGSAC Conference on Computer and Communications Security. p. 931–948. CCS ’18, Association for Computing Machinery, New York, NY, USA (2018). <https://doi.org/10.1145/3243734.3243853>, <https://doi.org/10.1145/3243734.3243853>
19. Zheng, P., Xu, Q., Luo, X., Zheng, Z., Zheng, W., Chen, X., Zhou, Z., Yan, Y., Zhang, H.: Aeolus: Distributed execution of permissioned blockchain transactions via state sharding. *IEEE Transactions on Industrial Informatics* **18**(12), 9227–9238 (2022). <https://doi.org/10.1109/TII.2022.3164433>

7 Hyperledger Sawtooth

7.1 Introduction

Blockchain is a decentralized, distributed, immutable ledger system shared across a network introduced in 2008. The Hyperledger Foundation is “an open-source collaborative effort to advance cross-industry blockchain technologies. It is a global collaboration, hosted by The Linux Foundation, including leaders in finance, banking, IoT, supply chain, manufacturing, and technology” [1]. One of the most popular Hyperledger products is Hyperledger Sawtooth. A key goal of Sawtooth is to make Smart Contract execution safe, which is crucial for enterprise applications [2]. Hyperledger Sawtooth is gaining popularity for smart contract execution because of its highly modular approach. It facilitates the Sawtooth core design such that the transaction rules, permissions, and consensus algorithms can be customized according to the particular area of application. Sawtooth has some distinctive features:

Separation: The separation between the application level and the core system. With Sawtooth, users can build their models based on their business needs. Transaction rules, permissions, and consensus settings are handled in the Transaction Processing part. The Transaction Processors are the Server side of the application, while validators manage the core functionalities like verifying the transactions submitted using the particular consensus algorithm.

Multi Language Support: One of the striking features and the reason for the popularity of Sawtooth is the multiple language support, including Python,

Javascript, Go, Rust, C++, etc., for the client and server sides. The language best suited for the desired operation can be chosen using one of the SDKs among the ones provided. **Parallel transaction Execution:** Parallel transaction execution is one of the most sought-after features in blockchain to enhance speed and performance. Hyperledger Sawtooth facilitates that by splitting transactions into parallel flows.

Consensus: The consensus algorithm provides a way to ensure mutual agreement and trust among a group of participants. As Sawtooth separates consensus from transaction semantics, the user can implement multiple types of consensus on the same blockchain. In addition, it allows the user to change the consensus algorithm on a running blockchain. Other notable features of Sawtooth include permissioned and permissionless architecture, compatibility with Seth Ethereum Contracts.

7.2 Architecture

In Sawtooth, the modular design separates the application and core levels. Sawtooth views smart contracts as a state machine or transaction processor [3]. By creating and applying transactions, the state can be modified. One or more transactions wrapped together form a batch. A batch is the atomic unit of change in the system. Multiple batches are combined to form a block (Figure 1). The principal modules observed in Figure 14 of the Sawtooth blockchain node are, **Validator:** A validator is made up of the state management, transaction handling, and interconnection network components of a Sawtooth node.

Global State: Sawtooth uses an addressable Radix Merkle tree to store data for transaction families. Like a Merkle tree the successive node hashes are stored from leaf-to-root and like a Radix tree, the addresses uniquely identify the paths to leaf nodes.

Journal: The Block Completer, Block Validator, and Chain Controller modules make up the Journal of the node. All these modules work together to produce and validate blocks in the network. The blocks under processing are stored in BlockCache and BlockStore.

Transaction Scheduler: Transaction scheduler selects the transaction for execution. Sawtooth parallel scheduler utilizes a tree structure to keep track of dependencies using a Merkle tree. Each data location has read and write lists that contain the ID of the transactions that are accessing them.

Transaction Executor: The transaction executor invokes the scheduler to select a transaction for execution either for block production or block validation. The context is collected from the context manager and submitted along with the transaction to the transaction processor by the executor.

Transaction Families: Smart contracts are called transaction families in Hyperledger Sawtooth. The logic of the smart contracts is encoded into the transaction processor. Each smart contract has its own transaction processor and client. The transaction client checks the syntax of the transaction submitted and wraps them into a batch before submitting to the rest API.

Rest API: The clients interact with Sawtooth validator through Rest API module. Clients can submit transactions to the network or read the blocks added to the chain. Verifying the validity of the requests is the responsibility of the validator of the Sawtooth node while the Rest API acts as an intermediary.

The basic flow of execution can be, in short, described as:

1. The client builds transactions and batches and signs them using the user's private key.
2. The explicit dependencies within a batch are indicated through dependencies filed in the transaction header.
3. The transaction travels through a journal and is included in a block.
4. The parallel scheduler calculates implicit dependencies.
5. The batches are submitted to the validator via REST API.
6. The validator combines the batches into blocks through the block publisher.
7. Block publisher gives the batches to the scheduler.
8. The scheduler submits the transactions to the executor.
9. The executor gives the transaction and the related context to the transaction processor.
10. The transaction processor validates the transaction using the business logic given
11. Then the consensus protocol is implemented to see if the valid block should be added to the chain or not.

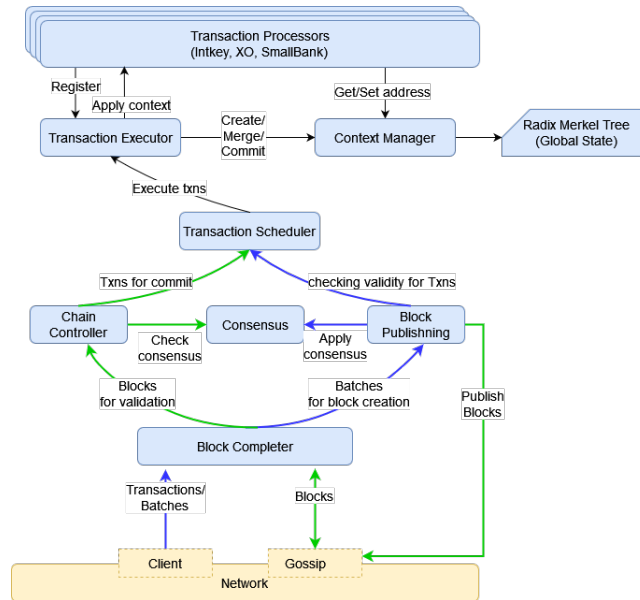


Fig. 14: Blockchain node architecture of Hyperledger Sawtooth

In Figure 14, the blue path is the block production and the green path is the block validation process. Transactions in a block in blockchains are executed by miners for block production and by validators for block validation. In most of the frameworks designed for concurrent execution, the model is the same for miners and validators. This is redundant as the analysis performed at the miners' end for concurrency is not utilized across the networks during validation. In the Optsmart framework [4] STMs are implemented for efficient concurrent execution and a DAG is used to represent conflicts between transactions. In this work, the use of the shared DAG created by the miner is presented. Additionally, it is discussed how it can be exploited by malicious miners to disrupt the network. A smart multi-threaded validator (SMV) [3] is proposed by Anjana et.al, which validates the DAG provided by the miner. During execution, the smart multi-threaded validator verifies the DAG shared dynamically by keeping track of transactions accessing various addresses through global and local counters. There exists a flaw in the SMV design as it is vulnerable to thread-serial execution (TSE). If fewer than the optimal number of threads are executing the transactions, the SMV will fail to identify missing edges. As the SMV identifies missing edges only when two or more transactions are accessing an address simultaneously. Assume the validators have low concurrent execution capability and did not execute the transactions in parallel. In that case, even if the transactions accessing the same address do not have edges, the SMV will not detect them. The SMV design does not account for extra edges introduced into the DAG by a malicious miner. Extra edges would result from forced serial execution of transactions. This would result in lower throughput. We present a framework with a parallel scheduler and a smart validator that overcomes the disadvantages discussed here.