

Shortcuts to adiabaticity in superconducting circuits for fast multi-partite state generation

Francisco Andrés Cárdenas-López,^{1,2,*} Juan Carlos Retamal,^{3,4} and Xi Chen^{5,6,†}

¹*International Center of Quantum Artificial Intelligence for Science and Technology (QuArtist) and Physics Department, Shanghai University, 200444 Shanghai, China*

²*Forschungszentrum Jülich GmbH, Peter Grünberg Institute, Quantum Control (PGI-8), 52425 Jülich, Germany*

³*Departamento de Física, Universidad de Santiago de Chile (USACH), Avenida Víctor Jara 3493, 9170124, Santiago, Chile*

⁴*Center for the Development of Nanoscience and Nanotechnology, CEDENNA, Estación Central, 9170124, Santiago, Chile*

⁵*Department of Physical Chemistry, University of the Basque Country UPV/EHU, Apartado 644, E-48080 Bilbao, Spain*

⁶*EHU Quantum Center, University of the Basque Country UPV/EHU, 48940 Leioa, Spain*

ABSTRACT

Shortcuts to adiabaticity provides a flexible method to accelerate and improve a quantum control task beyond adiabatic criteria. However, their application to fast generation of multi-partite quantum gates is still not optimized. Here we propose the reverse-engineering approach to design the longitudinal coupling between a set of qubits coupled to several field modes, for achieving a fast generation of multi-partite quantum gates in photonic or qubit-based architecture. We show that the enhancing generation time is at the nanosecond scale that does not scale with the number of system components. In addition, our protocol does not suffer noticeable detrimental effects due to the dissipative dynamics. Finally, the possible implementation is discussed with the state-of-the-art circuit quantum electrodynamics architecture.

INTRODUCTION

It has been scrutinized that entanglement [1, 2] in multi-partite quantum systems, plays a crucial role in quantum technologies applications such as quantum information processing [3–5], quantum computation [5, 6], and quantum simulation [7], respectively. Entanglement as a quantum resource can lead to a speed-up in the running time of quantum algorithms [8–11]. Furthermore, the entanglement characterization in many-body systems may provide helpful information concerning whether it is possible to find underlying features of the low-lying energy spectrum with accurate numerical methods [12, 13]. Likewise, entanglement discontinuity is an excellent indicator to characterize phase transitions on quantum systems [14–17]. Besides, in the context of quantum metrology and sensing, using entangled states has achieved quantum-enhanced precision measurements near to the shot-noise limit [18–20], among other applications.

A fundamental condition to generate such multi-partite entangled states relies on the capability of our quantum platform to access a set of interactions or controlled quantum gates that communicate all the system components (all-to-all). Feasibly controllable trapped-ion platform [21] gives a step forward in this direction with the implementation of the so-called Sørensen-Mølmer quantum gate [22–24], where external lasers applied to a confined array of alkali atoms permit access to the red and blue sidebands so that the effective interaction between the ions is of the form $\sigma_{\ell}^x \sigma_{\ell'}^x$ [25, 26].

On the other hand, it is possible to engineer similar interactions in superconducting quantum circuit and circuit quantum electrodynamics (cQED) [27–41], where Josephson junction-based electrical circuits having discrete energy spectrum mimics artificial atoms [42, 43, 45–55, 107], whereas quantized field modes corresponds to either LC resonators, coplanar waveguide or stripline resonator [56–60]. In this architecture, it is possible to engineer multi-qubit interactions by coupling all of them to a common resonator bus such that in the dispersive regime, we obtain a like-Sørensen-Mølmer interaction [61–64] as a result of a second-order interaction which in principle are slower than the resonant case make them fragile against the unavoidable action with environment [65–68].

Enhanced performance of these protocols may require access to higher coupling strength values where the system operates in the so-called ultrastrong or deep strong coupling regime [69–72]. In such regimes, however, the high hybridization of the energy levels makes it difficult to distinguish between the light and matter degree of freedom. An alternative approach relies on engineering either a pulse sequence or the coupling strength following the ubiquitous methods of shortcut to adiabaticity (STA) [73, 74] that allow us to control a quantum system to accelerate an adiabatic evolution overcoming preparation errors and minimizing the action of the environment [74]. STA has received renewed interest in the context of cQED since it has been generalized to open quantum system [75, 76] permitting to design a counter-diabatic and optimal pulses to speed up a dissipative evolution [77, 78]. Motivated by this, we propose a reverse-engineering method to accelerate the generation of multi-partite entangled states. We design a modulated longitudinal coupling strength that accelerate the generation of multi-partite photonic/qubit states

* f.cardeans.lopez@fz-juelich.de

† xi.chen@ehu.eus

within the nanosecond scale that does not scale with the number of systems (field modes and qubits). Because of the short time, we observe no detrimental effect produced by the action of the environment. Finally, we propose the possible implementation in cQED architecture.

RESULTS

Longitudinal Interaction

We start describing the fundamental ingredient in generating multi-partite entangled states. To do so, let us consider a set of N two-level systems of frequency Ω_n coupled to M quantized field modes of frequency ω_m through time-dependent longitudinal coupling $g_n^m(t)$ governed by the following Hamiltonian ($\hbar \equiv 1$)

$$\mathcal{H}_n^m = \sum_n \frac{\Omega_n}{2} \sigma_n^x + \sum_m \omega_m a_m^\dagger a_m + \sum_{n,m} g_n^m(t) \sigma_n^x (a_m^\dagger + a_m), \quad (1)$$

where σ_n^x corresponds to the x -component Pauli matrix characterizing the n -th two-level system, and a_m (a_m^\dagger) stands for the annihilation (creation) bosonic operator of each field mode, respectively. In cQED systems, we can engineer the longitudinal interaction in an artificial atom coupled to a resonator sharing the common external magnetic flux [80, 81], or couple both subsystems through a superconducting quantum interference device (SQUID) [82, 83].

On the other hand, the structure of the longitudinal coupling between two-level systems with a quantized field mode is suitable for implementing reversed engineering protocols since both interaction and free energy term commutes. Such relation allows us to find an exact adiabatic transformation that accelerates quantum processes such as the qubit readout [78] or implementing faster two-qubit gates [79], and now we will use it to accelerate the generation of multi-partite entangled states of either photonic or qubit states, respectively.

To generate entangled photonic states, we assume that the field modes couple to a single two-level system, i.e., $N = 1$. In such a case, the Hamiltonian reads

$$\mathcal{H}_1^m = \frac{\Omega}{2} \sigma^x + \sum_m \omega_m a_m^\dagger a_m + \sum_m g_1^m(t) \sigma^x (a_m^\dagger + a_m). \quad (2)$$

The Hamiltonian dynamics \mathcal{H}_1^m , in the interaction picture, corresponds to a state-dependent cavity drive represented by the following time-evolution operator

$$U_1^m(t) = \prod_m \hat{D}_m(\alpha_m(t) \sigma^x), \quad (3)$$

where $\hat{D}_m(\sigma^x \alpha_m(t)) = \exp(\sigma^x (\alpha_m(t) a_m^\dagger + \alpha_m^*(t) a_m))$ is the displacement operator of the m th field mode with $\alpha_m(t) = -i \int_0^t g_m(s) e^{i\omega_m s} ds$ as the cavity displacement. For a time-independent coupling strength, we obtain that at

time $T_k = (2k + 1)\pi/\omega_m$ the field mode reaches its maximum displacement $\alpha_{\max} = \pm 2g_1^m/\omega_m$ that depends on the qubit state. Thus, for the system prepared in the initial state $|\Psi(0)\rangle = |g\rangle \otimes_{m=1}^M |0\rangle_m$ ($|g\rangle$ is the ground state of the two-level system, and $|0\rangle_m$ is the vacuum state of the m th field mode) the system evolves to the so-called Greenberger–Horne–Zeilinger cat state [84–87]

$$|\Psi(T)\rangle = \frac{1}{\sqrt{2}} \left[|e\rangle \otimes_{m=1}^M |\alpha_{\max}\rangle_m + |g\rangle \otimes_{m=1}^M |-\alpha_{\max}\rangle_m \right], \quad (4)$$

by rotating the qubit state along the y axis, we obtain

$$|\Psi\rangle = \frac{1}{\sqrt{2}} \left[|e\rangle \otimes_{m=1}^M |\alpha_+\rangle_m + |g\rangle \otimes_{m=1}^M |\alpha_-\rangle_m \right], \quad (5)$$

where $|\alpha_\pm\rangle_m = (|\alpha_{\max}\rangle_m \pm |-\alpha_{\max}\rangle_m)/\sqrt{2}$ is the even/odd coherent state superposition [88]. Thus we are lead with a multi-partite hybrid light-matter state embedding maximal entanglement, not being affected by local operations and classical communication (LOCC) [89].

On the other hand, it is possible to generate multi-partite entangled states of qubits when we consider that N two-level systems are coupled to a single field mode described by the Hamiltonian

$$\mathcal{H}_n^1 = \omega a^\dagger a + \sum_n \frac{\Omega_n}{2} \sigma_n^x + \sum_n g_n^1(t) \sigma_n^x (a^\dagger + a). \quad (6)$$

In the interaction picture, the time-evolution operator of \mathcal{H}_n^1 can be written in a factorized form using the Baker-Campbell-Hausdorff (BCH) formula [90]

$$U_n^1(t) = \prod_n e^{-iA_n \sigma_n^x a} \prod_n e^{-iA_n^* \sigma_n^x a^\dagger} \prod_{n,n'} e^{-iB_{nn'} \sigma_n^x \sigma_{n'}^x}. \quad (7)$$

The coefficients $A_n(t)$ ($A_n^*(t)$) and $B_{nn'}(t)$ are obtained calculating the Schrödinger equation for the time-evolution operator $i \dot{U}_n^1(t) = \mathcal{H}_n^1 U_n^1(t)$ (we refer to the reader to the Supplementary Note 1 for the detailed calculation), we obtain that these coefficients must satisfy the following differential equations

$$\frac{dA_n(t)}{dt} = g_n^1(t) e^{-i\omega t}, \quad \frac{dB_{nn'}(t)}{dt} = iA_{n'}(t) \frac{dA_n^*(t)}{dt}. \quad (8)$$

For time-independent coupling strength g_n^1 with the initial conditions $A_n(0) = B_{nn'} = 0$, we obtain [62]

$$A_n(t) = \frac{ig_n^1}{\omega} (e^{-i\omega t} - 1), \quad (9a)$$

$$B_{nn'}(t) = \frac{g_n^1 g_{n'}^1}{\omega} [-i(e^{i\omega t} - 1) - t]. \quad (9b)$$

By choosing $\tau = 2\pi/\omega$, the coefficient $A_n(\tau)$ vanishes and $B_{nn'}(\tau) \equiv \theta_{nn'} = 2\pi g_n^1 g_{n'}^1 / \omega^2$. Consequently, the time evolution operator reduces to

$$\begin{aligned} U_n^1(\tau) &= \prod_{n,n'} \exp \left[-i\theta_{nn'} \sigma_n^x \sigma_{n'}^x \right] \\ &= \prod_{n \neq n'} \left[\cos(\theta_{nn'}) \mathbb{I} + i \sin(\theta_{nn'}) \sigma_n^x \sigma_{n'}^x \right], \quad (10) \end{aligned}$$

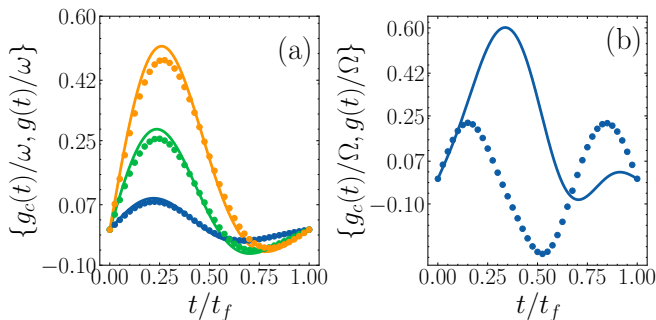


FIG. 1. **Coupling strength modulation.** Reversely engineered coupling strength $g_c(t)$ (continuous line) and $g(t)$ (dotted) as a function of the dimensionless time t/t_f for (a) the GHZ for photonic systems, blue, orange and green data corresponds to the pulse considering $\alpha(t_f) = 1, 3, 5$, respectively. Whereas (b) stands for the GHZ in qubits. The numerical simulations are performed with the following system parameters (a) $\omega/2\pi = 6.6$ GHz, $g/2\pi = 21$ MHz, and (b) $\Omega/2\pi = 10$ GHz, $\omega/2\pi = 1$ GHz, and $g/2\pi = 144$ MHz.

corresponding to the Sørensen-Mølmer quantum gate [22, 23] (SMG). It is worthy to mention that the SMG has been widely used in the context of quantum simulation to codify fermionic system in a set of coupled two-level system [91, 92]. If we initialize the system in the state $|\Phi(0)\rangle = \bigotimes_{n=1}^N |g\rangle_n \otimes |0\rangle$, and choose $\theta_{nn'} = \pi/4$, the state evolves to a GHZ state [93]

$$|\Phi(\tau)\rangle = \frac{1}{\sqrt{2}} \left[\bigotimes_{n=1}^N |g\rangle_n + e^{i\pi(N+1)/2} \bigotimes_{n=1}^N |e\rangle_n \right] |0\rangle, \quad (11)$$

Notice that in those derivations, the time generation is constrained by the ratios g_1^m/ω_m , and g_n^1/ω_m , respectively. In particular, it is possible to implement the multi-partite gate for photons in the timescale $T = 47.61$ (ns), whereas for the multi-partite operation with qubits, the gate time is $T = 19$ (ns) [62]. Thus, to obtain faster time generation, we must achieve larger coupling strength values, meaning that the system will operate in the ultra-strong or deep-strong coupling regime [69–72]. A way to accelerate the generation time without demanding larger coupling strength relies upon the technique of STA [74], where the modulation of system parameters or the addition of an additional term on the system dynamics leads to a speedup of the quantum processes. In what follows that we will explore the former alternative, the reverse-engineering method [73, 78], to design the coupling strength g_1^n and g_n^1 such that the gating time is shortened significantly.

Reverse engineering protocol

Afterwards defining the model, we will discuss how to design the coupling strengths g_1^n and g_n^1 in the frame of reverse-engineering approach [73, 78]. We will develop the theory considering a single two-level system ($N = 1$) coupled to a single field mode ($M = 1$) with coupling strength $g(t)$, the extension to many qubits and field modes is easily derivable.

In this case, we propose the solution of the Schrödinger equation of the form $|\Psi(x, t)\rangle = \exp(-i\epsilon)\mathcal{U}(t)|\varphi(x, t)\rangle$, where $\epsilon = \omega(n + 1/2)$ and $|\varphi(x, t)\rangle = \sqrt{m\omega_r/\pi} \exp(-m\omega_r x^2/2)$ corresponds to the eigenfunction for the uncoupled cavity with Hamiltonian $\omega_r a^\dagger a$ and $|\xi\rangle \equiv |g\rangle$ describes the ground state of the qubit. Additionally, $\mathcal{U}(t)$ stands for a unitary transformation that eliminates the qubit-field mode coupling [94–96]

$$\mathcal{U}(t) = e^{i\beta(t)} e^{-i\dot{g}_c(t)\sigma^x(a^\dagger + a)/\omega^2} e^{-g_c(t)\sigma^x(a^\dagger - a)/\omega}. \quad (12)$$

Here, the overdot notation represents time-derivative, and $\beta(t) = -\int_0^t \mathcal{L}_g(s) ds$ corresponds to a phase factor that relates the coupling strength $g(t)$ with the auxiliary variable $g_c(t)$ through the classical Lagrangian

$$\mathcal{L}_g(t) = \frac{\dot{g}_c^2(t)}{\omega^3} - \frac{g_c^2(t)}{\omega} - \frac{2g_c(t)g(t)}{\omega}. \quad (13)$$

To guarantee that $|\varphi(x, t)\rangle$ corresponds to the exact solution of the time-dependent Schrödinger equation, the classical variable must obey the following equation of motion

$$\ddot{g}_c(t) + \omega^2[g_c(t) + g(t)] = 0, \quad (14)$$

which is nothing but the Euler-Lagrange equation from the classical Lagrangian. The auxiliary variable $g_c(t)$ needs to satisfy the following boundary conditions to guarantee that at the initial/final time, the auxiliary variable does not participate in the system

$$g_c(t_0) = \dot{g}_c(t_0) = \ddot{g}_c(t_0) = 0, \quad (15a)$$

$$g_c(t_f) = \dot{g}_c(t_f) = \ddot{g}_c(t_f) = 0, \quad (15b)$$

Furthermore, we can add more conditions depending on the problem to be solved. For the photonic GHZ, we require that the final cavity displacement be larger as we can at the final time t_f the final cavity displacement be larger than we can. In this scenario, together with the boundary conditions in Eq. (15a) and Eq. (15b), we add the following constrains

$$\alpha(t_f) = -i \int_0^{t_f} g(s) e^{i\omega s} ds = d_{\max}, \quad (16)$$

corresponding to an arbitrary cavity displacement. On the other hand, for the generation of the GHZ state for qubits, apart from the boundary conditions given in Eq. (15a) and Eq. (15b) we require that

$$A_n(t_f) = 0, \quad B_{nn'}(t_f) = \frac{\pi}{4}. \quad (17)$$

In light of the experimental implementation of our model provided in Section , the modulation of the longitudinal coupling strength $g(t)$ is through an adequate modulation of the external flux $\phi_x(t)$. Therefore, we propose a Fourier decomposition of the form $\phi_x(t) = \sum_k c_k \sin(\pi k t/t_f)$ and plug this ansätze in Eq. (8) to compute the reversed engineering $g(t)$ (see Section for the detailed derivation). In that way, the problem reduces to calculate the coefficient c_k such $g_c(t)$ fulfills

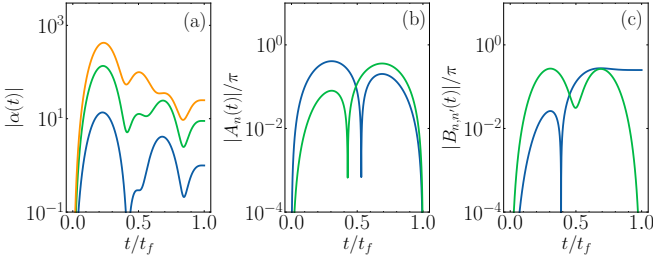


FIG. 2. **Reversed engineered modulation.** Reversely engineered (a) absolute cavity displacement $|\alpha(t)|$ as a function of the dimensionless time t/t_f , blue, orange and green lines correspond to the maximal cavity displacement of $d_{\max} = \{1, 3, 5\}$, respectively. (b) and (c) stand for the real (blue) and imaginary (green) parts of the reversely engineered $|A_n(t)|$ and $|B_{nn'}(t)|$ coefficients, respectively. The numerical simulations are performed with the same parameters as those in Fig. 1.

the boundary condition given in Eq. (15a), Eq. (15b) together with the Eq. (16) for the photonic case, and Eqs. (17) for the qubits, respectively.

We numerically calculate the coefficients c_k using the gradient descent minimization package of python [97]. Fig. 1 shows the auxiliary variable $g_c(t)$ and the coupling strength $g(t)$ obtained through Eq. (14) as a function of the dimensionless time t/t_f for three different maximal cavity displacement $d_{\max} = \{1, 3, 5\}$, respectively. It manifests that the maximal value of the coupling strength $g(t)$ strongly depends on the maximal value of the cavity displacement constraining the coherent state's size, unlike the qubit case, where we do not observe such behavior in the resulting $g_c(t)$ and $g(t)$, respectively. Moreover, it is shown that the modulations obtained in Fig. 1 satisfy the additional conditions stated in Eq. (16) and Eqs. (17) for the photonic and qubit case, respectively. We plot these quantities as a function of the dimensionless time t/t_f depicted in Fig. 2. For the coupling strength $g/2\pi = 21$ MHz [80] for the photonic system, we obtain a generation time $t_f = \pi/(40g) \equiv 3.74$ (ns) achieving $\alpha(t_f) = d_{\max}$. Whereas, the qubit-based GHZ state can be generated within the timescale $t_f = \pi\omega/(80g^2) \equiv 1.89$ (ns) for a coupling strength $g/2\pi = 114$ MHz [62] where the conditions $A_n(t_f) = 0$ and $B_{n,n'}(t_f) = \pi/4$ are fulfilled, respectively.

Multi-partite photonic state

We analyze the performance of the reversely engineered coupling strength $g(t)$ to generate photonic GHZ states for $M = 3$ modes, see Hamiltonian of Eq. (2). In such a case, we assume that $g_1^m(t) \equiv g(t) \forall m$. We quantify the Wigner function $W(x, p)$ of the reduced density matrix of the first field modes given by $\rho_{f_1}(t) = \text{Tr}_{\{f_2, \dots, f_M, q\}}[|\Psi(t)\rangle\langle\Psi(t)|]$, where the sub-indexes f_k , and q corresponds to the partial trace over the k -th field mode and the qubit, respectively. Given that $W(x, p)$ for a coherent state $|\alpha\rangle$ corresponds to a Gaussian centered in $(\text{Re}(\alpha), \text{Im}(\alpha))$ [88], at the final STA time t_f ,

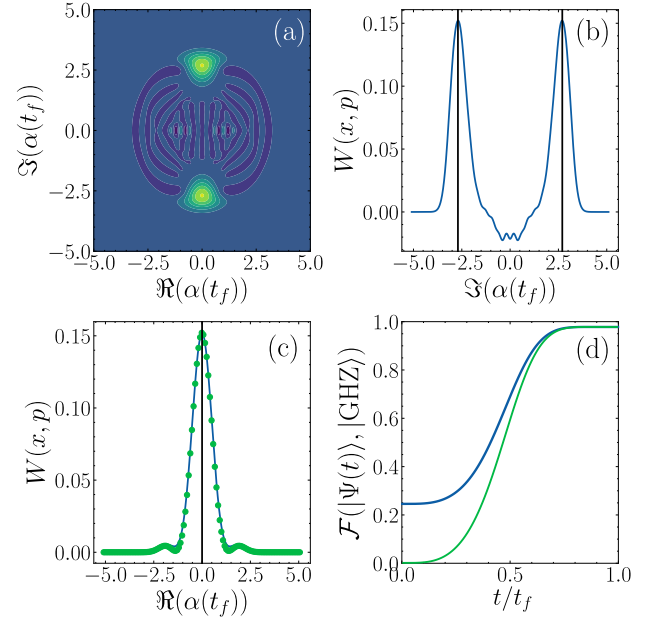


FIG. 3. **Multi-partite photonic state** (a) Wigner representation of the reduced density matrix of the first field mode at final time t_f for a system consisting into three field mode coupled to a single qubit. Projection of the Wigner function to the (b) coordinate space and (c) the momentum space, corresponding to a Gaussian function centered in $\pm d_{\max} = 3$. (d) Fidelity \mathcal{F} between the target Greenberger–Horne–Zeiling state in Eq. (5) with the state $|\Psi(t)\rangle$ for two different maximal cavity displacement $d_{\max} = 1$ to the blue line, and $d_{\max} = 3$ for the green line, respectively. The numerical simulations are carried out with the same parameters as those in Fig. 1.

where $\rho_{f_1}(t_f) = (1/2)(|d_{\max}\rangle\langle d_{\max}| + |-d_{\max}\rangle\langle -d_{\max}|)$, the Wigner function represents two Gaussians centered at $\pm d_{\max}$. Fig. 3(a) shows the Wigner function on the phase space corresponding to two points far apart to each other from a distance $2d_{\max}$. Likewise, Fig. 3(b)-(c) shows the one-dimensional projection of $W(x, p)$ in the coordinate and momentum space, respectively. In concordance with Fig. 3, we appreciate that on the coordinate projection, we should expect to see a single Gaussian centered at zero (no imaginary component on the coherent state) placed at $p = \pm d_{\max}$. In contrast, in the momentum projection, we have to see two overlapping Gaussian centered at $x = \pm d_{\max}$, respectively. From Fig. 3(c) we see a wide region where $W(x, p)$ takes negative values, showing the non-local nature of the multi-partite entangled state [88].

Furthermore, we also calculate the Fidelity $\mathcal{F}(\rho, \sigma) = (\text{Tr}[\sqrt{\sqrt{\rho}\sigma\sqrt{\rho}}])^2$ (ρ and σ are arbitrary density matrices) between the state $|\Psi(t)\rangle$ obtained by numerically solve the Schrödinger equation of Eq. (2) with the target GHZ state defined in Eq. (5) for $M = 3$ field modes for two different maximal field displacement $d_{\max} = \{1, 3\}$ as depicted in Fig. 3(d). We observe that the reversed engineering protocol is insensitive to the final displacement d_{\max} , where we appreciate fidelities close to one for both modulations.

Thus far, we have demonstrated that our reverse-engineering protocol provides a flexible way to engineer

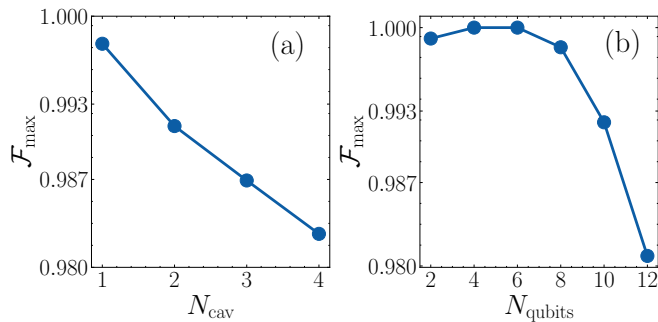


FIG. 4. **Fidelity as function of the number of subsystems.** Fidelity \mathcal{F} at the shortcut to adiabaticity time t_f as a function of the number of system constituents for a system corresponding to (a) one qubit coupled to $M = \{1, 2, 3, 4\}$ field modes with maximal cavity displacement $d_{\max} = 3$, and (b) one field mode coupled to $N = \{2, 4, 6, 8, 10, 12\}$, respectively. The numerical simulations are carried out with the same parameters as those in Fig. 1.

the longitudinal coupling strength that allows us to generate a multi-partite photonic states at a short timescale ($t_f \equiv 3.2$ (ns)), which is one order of magnitude shorter than the same protocol without the use of the reverse engineering approach ($T = 47.61$ (ns)). Moreover, our reverse engineering approach permit us fixing the final cavity displacement beyond the maximal displacement $\alpha_{\max} = \pm 2g_1^m/\omega_m$. Nevertheless, nothing is said about the scaling of the protocol in terms of the number of field modes. We should expect that the gating time t_f does not scale from our calculations. To assure that, we solve the dynamics by increasing the number of field modes from $M = 1$ to $M = 4$ and compute the fidelity $\mathcal{F}(t_f)$ at t_f for each case. Those results are depicted in Fig. 4(a), where we observe a high-fidelity generation of the cat Schödinger states (the maximal fidelities obtained with the protocol are around 98% – 99% for each case). Furthermore, we also see minor variations in the achieved maximal fidelity for the maximal number of modes simulated here. The exploration regarding a higher amount of field modes may be helpful to probe our conjecture. However, we are contained by the maximal displacement that bound the size of the whole Hilbert space, i.e., the maximal size of each field mode is chosen such $N_{\max} = |d_{\max}| + 1$. In this sense, there exists a trade-off between the macroscopic size of the coherent state (related to the maximal displacement) with the maximal number of field modes to be simulated.

Multi-partite qubit state

Alternatively, we will analyze the performance of the reverse-engineering protocol to generate GHZ states in a qubit-based system. For doing so, we study the dynamics of the Hamiltonian in Eq. (6) by considering $N = 2$ qubits assuming homogeneous coupling strength between the qubits with the field mode, i.e., $g_n^1(t) = g(t) \forall n$. Then, we can extend the result to a multi-qubit system up to 12 of them.

Similar to the previous section, we look at a reduced part of

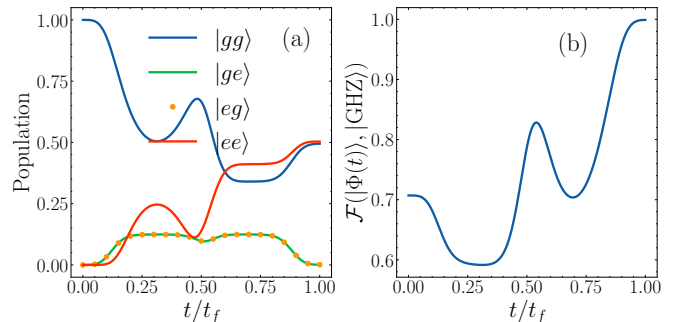


FIG. 5. **Reversed engineering multi-qubit state generation.** (a) Population evolution of the two-qubit states $|gg\rangle$ (continuous blue), $|ge\rangle$ (continuous orange), $|eg\rangle$ (dotted green), and $|ee\rangle$ (continuous red) computed from the Hamiltonian in Eq. (6) through the reverse-engineering protocol as a function of the dimensionless time t/t_f , we observe that at final time the state evolves to a GHZ state. (b) Fidelity \mathcal{F} as a function of t/t_f between the GHZ state of two qubits with the state $|\Phi(t)\rangle$. The numerical simulations are carried out with the same parameters as those in Fig. 1.

the Hilbert space corresponding to the reduced density matrix of the N qubits defined as $\rho_q(t) = \text{Tr}_f[|\Phi(t)\rangle\langle\Phi(t)|]$, where the sub-index f corresponds to the trace over the field mode, where $|\Phi(t)\rangle$ is the solution of the Schödinger equation for the Hamiltonian given in Eq. (6). Fig. 5 (a) shows the population evolution for a system composing by $N = 2$ qubits. We see that the occupation probabilities of the symmetric subspace $\{|ge\rangle, |eg\rangle\}$ does not be equal to zero during all the dynamics because the terms related to their evolution in the time evolution operator given in Eq. (7) is not zero at all the times. In fact, the quantity $A_n(t)$ only vanishes at $t = 0$, and $t = t_f$, respectively. Likewise, the population of the state $|ee\rangle$ keeps changing until t_f achieves its optimal value. In Fig. 5(b) we plot the fidelity \mathcal{F} as a function of time with the target state given in Eq. (11). Since the symmetric state contributes to the whole state's probability, fidelity tends to decrease until it reaches its maximal value around $\mathcal{F} = 99\%$. Concerning the scaling of the generation time for the GHZ state, we obtain that the gating time does not scale with the number of qubits. In order to prove that, we calculate the fidelity \mathcal{F} evaluated at $t = t_f$ by increasing the number of qubits from $N = \{2-12\}$. Fig. 4(b) shows the maximal fidelity as a function of the number of qubits. It is observed that the fidelities \mathcal{F} are bounded between 98% – 99%, thus demonstrating that the gating time does not scale with the number of qubits for achieving a large fidelity.

Notice that in the derivation of the unitary transformation provided in Eq. (10), no approximation has been made, which makes this protocol faster than other proposals based on dispersive interaction corresponding to second-order processes [61, 63, 64]. In this sense, the reverse-engineering protocol of generating these multi-parties entangled states allows us to accelerate its generation leading to generation times shorter than the tenth nanosecond scale, which mitigates the error produced by the unavoidable interaction with the environment. In the next section, we will quantify how the dissi-

pation affects the performance of our protocols.

On the other hand, more quantum control techniques are available such as DRAG [99, 100], FAQUAD [101], and GRAPE [102, 103]. The latter corresponds to a gradient-based protocol that found the optimal modulation to control a system with decimated dynamics.

The working principle of this algorithm relies upon assuming constant control fields for time windows. Under this approximation, we write the time-evolution operator without the time-ordered operator corresponding only to Hamiltonian exponentiation, and we update the control fields through their gradients. The complexity scales with a) the number of time steps of the control field, the Hamiltonian size, and its exponentiation. In our particular problem, a GRAPE-based implementation requires computing the exponentiation and their gradients for each time step at each minimization iteration, making them computationally challenging even for a modest number of cavities/qubits. Therefore, for the photonic GHZ, we must exponentiate matrices of dimension $2 \otimes \dim(a)^M$, whereas, for the qubit multi-partite entangled state, the dimension scales as $2^N \otimes \dim(a)$. Contrary, the STA reversed engineering approach is less computationally demanding since we are only required to solve a set of differential equations that can be efficiently solved using standard numerical/analytical techniques.

Dissipative dynamics

The next step is to analyze the performance of the reversed engineering approach to generate entangled states under dissipative and dephasing dynamics on qubits described by the following master equation

$$\begin{aligned} \frac{d\rho(t)}{dt} = & -i[\mathcal{H}_n^m, \rho(t)] + \sum_{m=1}^M \kappa_m \mathcal{L}[a_m, \rho(t)] \\ & + \sum_{N=1}^N (\gamma_n \mathcal{L}[\sigma_n^-, \rho(t)] + \gamma_{\phi,n} \mathcal{L}[\sigma_n^z, \rho(t)]), \end{aligned} \quad (18)$$

where \mathcal{H}_n^m is the Hamiltonian given in Eq. (1), $\mathcal{L}[\mathcal{O}, \rho(t)] = \mathcal{O}\rho(t)\mathcal{O}^\dagger - \{\mathcal{O}^\dagger\mathcal{O}, \rho(t)\}/2$ is the Lindbladian operator describing the dynamics of an open quantum system [98]. κ_m and γ_n stand for the relaxation ratio of the m -th cavity and the n -th qubits, respectively. Finally, $\gamma_{\phi,n}$ is the dephasing ratio of the n -th qubit.

In superconducting circuits and cQED, energy relaxation appears as the consequence of the coupling between the quantum system with its electronic environment from the external circuitry, which we interpret as the interaction through an effective resistance. This noise profile is known as Nyquist noise or ohmic noise [54, 104]. Another source of relaxation relies upon quasiparticle decay [105, 106], generated by the unpairing of Cooper-pairs due to electronic/thermal fluctuations. These electrons tunnel through the device, and we interpret them as an ohmic current leading to random spin flips. On the other hand, one of the dephasing sources corresponds to random spin flips in the superconducting metal forming the

device due to the modulation of the external magnetic flux in the artificial atom [107]. Another source of error is produced by the longitudinal coupling with the quasiparticle bath that randomly changes the energy of the artificial atom [108, 109].

In light of our experimental implementation that requires manipulating the external flux for the reversed engineering protocol, a way to mitigate errors associated with the tuning relies upon accessing to a flat energy spectrum in the artificial atom for achieving reduced flux sensitivity $\partial[\Omega_n]/\partial[\phi_x] \approx 0$, which can be achieved with larger Josephson junctions [105].

Here, we will focus on the previous cases, where we consider a single-qubit interacting with M modes described by \mathcal{H}_1^m as in Eq. (2), and N qubits interacting with a single cavity characterized by \mathcal{H}_n^1 in Eq. (6). Without loss of generality, we assume homogeneous decay rates for the energy relaxation of the field mode, qubit relaxation, and dephasing rate, i.e., $\kappa_m = \kappa$, $\gamma_n = \gamma$, and $\gamma_{\phi,n} = \gamma_\phi$, respectively. We start by preparing the systems in the following state $\rho_1^m(0) = |g\rangle\langle g| \otimes_{m=1}^M |0_m\rangle\langle 0_m|$ for the photonic case, and $\rho_n^1(0) = \otimes_{n=1}^N |g_n\rangle\langle g_n| \otimes |0\rangle\langle 0|$ for the qubit based, respectively. We let them evolve until t_f , and compute the fidelity \mathcal{F} at that time. For the GHZ cat state, we obtain that the fidelities for $M = 1$ and $M = 2$ is equal to $\mathcal{F} = \{0.998, 0.996\}$. Due to the constraints imposed by the size of the Hilbert space, we cannot explore the system, including more field modes. For the qubit-based GHZ state, we obtain that the fidelities are given by $\mathcal{F} = \{0.999, 0.998\}$ for $N = \{2, 4\}$, respectively. Since the coherence times are longer than the generation time, we do not observe an appreciable change in the optimal fidelity. We have performed our numerical simulation considering the same physical parameters as Fig. 1. For the decay rates we have chosen $\kappa/2\pi = 1$ MHz [80] for the field modes, and $\gamma/2\pi = 1/T_1$, with $T_1 = 40 \mu\text{s}$ and $\gamma_\phi/2\pi = 1/T_2$ with $T_2 = 40 \mu\text{s}$ [110] for the two-level system, respectively.

Physical implementation

Finally, we propose an implementation for \mathcal{H}_n^m in Eq. (1) based on cQED architecture consisting of a coplanar waveguide resonator (CPWR) [59] of length d with capacitance and inductance per unit length l and c , respectively. We couple N like-flux-qubit [50, 51, 55] artificial atom formed by two Josephson junctions (JJs) capacitances $\{C_{J_1}^{(n)}, C_{J_2}^{(n)}\}$ and Josephson energies $\{E_{J_1}^{(n)}, E_{J_2}^{(n)}\}$ to the CPWR through an embedded junction of capacitance $C_{J_E}^{(n)}$ and Josephson energy $E_{J_E}^{(n)}$ uniformly distributed along it [111] (see Fig. 6(a)). Moreover, we thread the artificial atom with an external magnetic flux $\varphi_x^{(n)}$ and driven by an external voltage $V_g^{(n)}$ through the capacitor $C_g^{(n)}$, as illustrated in Fig. 6(b). The circuit Lagrangian reads

$$\mathcal{L} = \sum_{n=1}^N [\mathcal{L}_q^{(n)} + \mathcal{L}_{\text{int}}^{(n)}] + \mathcal{L}_{\text{CPWR}}, \quad (19)$$

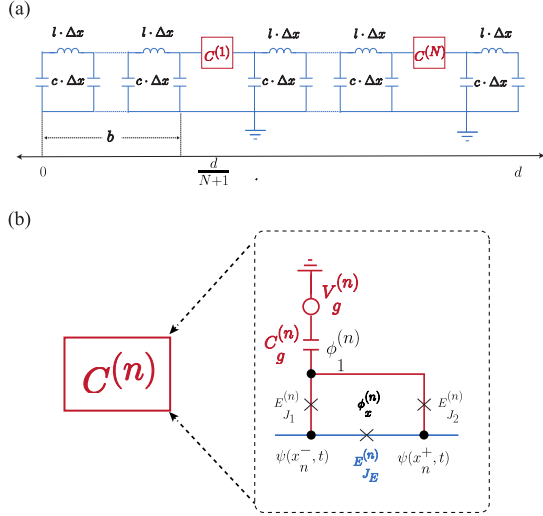


FIG. 6. **Circuit quantum electrodynamic implementation.** Schematic illustration of our experimental proposal consisting of (a) a $\lambda/2$ coplanar waveguide resonator (CPWR) of length d galvanically coupled to (b) N artificial atoms $C^{(n)}$ formed by three Josephson junctions $E_{J_\ell}^{(n)}$ threaded by an external magnetic flux $\phi_x^{(n)}$. Moreover, we biased each artificial atom through a voltage source $V_g^{(n)}$ coupled through a capacitor $C_g^{(n)}$. We model the coplanar waveguide resonator as a series of LC circuits characterized by the capacitance and inductance per unit of length c and l , respectively.

where

$$\begin{aligned} \mathcal{L}_q^{(n)} &= \frac{C_{\Sigma_1}^{(n)}}{2} [\dot{\phi}_1^{(n)}]^2 - q_g^{(n)} \dot{\phi}_1^{(n)} + E_{J_1}^{(n)} \cos\left(\frac{\phi_1^{(n)}}{\varphi_0}\right) \\ &+ E_{J_2}^{(n)} \cos\left(\frac{\phi_1^{(n)} - \phi_x^{(n)}}{\varphi_0}\right), \end{aligned} \quad (20)$$

$$\begin{aligned} \mathcal{L}_{\text{int}}^{(n)} &= -C_{J_1}^{(n)} \dot{\phi}_1^{(n)} \dot{\psi}(x_n^-, t) - C_{J_2}^{(n)} \dot{\phi}_1^{(n)} \dot{\psi}(x_n^+, t) \\ &- C_{J_2}^{(n)} \dot{\phi}_1^{(n)} \dot{\phi}_x^{(n)} - C_{J_2}^{(n)} \dot{\psi}(x_n^+, t) \dot{\phi}_x^{(n)} \\ &+ E_{J_1}^{(n)} \sin\left(\frac{\phi_1^{(n)}}{\varphi_0}\right) \frac{\psi(x_n^-, t)}{\varphi_0} \\ &+ E_{J_2}^{(n)} \sin\left(\frac{\phi_1^{(n)} - \phi_x^{(n)}}{\varphi_0}\right) \frac{\psi(x_n^+, t)}{\varphi_0}, \end{aligned} \quad (21)$$

$$\begin{aligned} \mathcal{L}_{\text{CPWR}} &= \int_0^d \left[\frac{c}{2} [\partial_t \psi(x, t)]^2 - \frac{1}{2l} [\partial_x \psi(x, t)]^2 \right] dx \\ &+ \sum_{n=1}^N \left[\frac{C_{\Sigma_2}^{(n)}}{2} [\partial_t \psi(x_n^-, t)]^2 + \frac{C_{\Sigma_3}^{(n)}}{2} [\partial_t \psi(x_n^+, t)]^2 \right. \\ &\left. - C_{J_E}^{(n)} \partial_t \psi(x_n^-, t) \partial_t \psi(x_n^+, t) \right]. \end{aligned} \quad (22)$$

Here, $\phi_1^{(n)}$ and $\psi(x, t)$ corresponds to the flux variables describing the artificial atom and the flux at the position x of the CPWR, moreover, $C_{\Sigma_1}^{(n)} = C_g^{(n)} + C_{J_1}^{(n)} + C_{J_2}^{(n)}$, $C_{\Sigma_2}^{(n)} =$

$C_{J_1}^{(n)} + C_{J_E}^{(n)}$ and $C_{\Sigma_3}^{(n)} = C_{J_2}^{(n)} + C_{J_E}^{(n)}$ are effective capacitances. Furthermore, $q_g^{(n)} = C_g^{(n)} V_g^{(n)}$ is the charge bias, $\varphi_0 = \hbar/2e$ is the reduced quantum flux. Following the standard procedure of circuit quantization, and assuming that the junction forming the flux-qubit are identical and the embedded ones is different by a factor $\alpha^{(n)}$ we arrive at the following Hamiltonian

$$\begin{aligned} \mathcal{H} &= \sum_m^M \omega_m a_m^\dagger a_m + \sum_{n=1}^N \frac{\Omega_n}{2} \sigma_n^z \\ &+ \sum_{n,m} g_n^m(\varphi_x^n) \sigma_n^z (a_m^\dagger + a_m). \end{aligned} \quad (23)$$

The detailed derivation of the above Hamiltonian can be found in the Supplementary Note 2. Here a_m (a_m^\dagger) correspond to the annihilation (creation) bosonic operator describing the m th mode of the CPWR with frequency ω_m . Moreover, σ_n^z is the z -component Pauli matrix describing the flux-qubit in the two-level approximation with transition frequency Ω_n . Finally, $g_n^m(\varphi_x^n)$ is the flux-dependent coupling strength between the CPWR with the N two-level systems. Notice that we have neglected all the capacitive interactions since we are assuming the Josephson energy as the leading energy contribution in the artificial atom. Likewise, due to the presence of the embedded junction in the CPWR, we obtain an antisymmetric spatial profile in the current/voltage of the resonator. This eliminates the coupling between the artificial atom and the node $\psi(x_n^+, t)$ of the CPWR, leading to a longitudinal interaction between both subsystems.

CONCLUSION

In this article, we have proposed the reverse-engineering method to design a longitudinal interaction to generate multipartite entangled states in photonic and qubit-based systems. Such approach suggests a modulation that satisfies the desired criteria under suitable conditions. In our case, we constrain the modulation to achieve a fixed cavity displacement to generate photonic multi-partite entangled states. In contrast, we impose the vanishing of some unwanted interaction to implement a Sørensen-Mølmer quantum gate to generate multi-partite qubit states, respectively. As a result, we obtain a fast generation time (less than tens of nanoseconds) with the current state-of-the-art superconducting quantum circuits architecture. Notably, the gating time does not scale with the number of either field modes or qubits, allowing us to generate entangled quantum states containing many parties. Since the generation time is shorter than the coherence time of the subsystem, the unavoidable effect of the environment does not induce a significantly detrimental impact on the final fidelity generation. The renewed attention to the protocols provided by STA in the context of cQED may pave the way to accelerate and improve several quantum tasks by engineering the adequate pulses sequences and modulation that are fundamentally constrained in the quantum platform.

ACKNOWLEDGMENTS

F. A. C. L thanks to A. Parra-Rodriguez, for helpful discussion. This work is supported by NSFC (12075145), STCSM (Grants No. 2019SHZDZX01-ZX04), EU FET Open Grant EPIQUS (899368), HORIZON-CL4-2022-QUANTUM-01-SGA project 101113946 OpenSuperQ-Plus100 of the EU Flagship on Quantum Technologies, the Basque Government through Grant No. IT1470-22, the project grant PID2021-126273NB-I00 funded by MCIN/AEI/10.13039/501100011033 and by “ERDFA way of making Europe” and “ERDF Invest in your Future”, Nanoscale NMR and complex systems (PID2021-126694NB-C21) and QUANTEK project (Grant No. KK-2021/00070). F. A. C. L. thanks to the German Ministry for Education and Research, under QSolid, Grant no. 13N16149. J. C. R acknowledges to Financiamiento Basal para Centros Científicos y Tecnológicos de Excelencia (Grant No. AFB220001). X. C. acknowledges ayudas para contratos Ramón y Cajal–2015-2020 (RYC-2017-22482).

COMPETING INTERESTS

The authors declare no competing interests.

DATA AVAILABILITY

The data that support the findings of this study are available from the corresponding author, F. A. C. L, upon reasonable request.

AUTHOR CONTRIBUTIONS

All authors originate the project. F. A. C. L. carried out the numerical simulations in collaboration with J.C. R. X.C. provides the methods of STA. All authors contributed to verifying the results and writing the manuscript.

REFERENCES

-
- [1] R. Horodecki, P. Horodecki, M. Horodecki, and K. Horodecki, Quantum entanglement, *Rev. Mod. Phys.* **81**, 865 (2009).
- [2] G. Adesso, T. R. Bromley, and M. Cianciaruso, Measures and applications of quantum correlations, *J. Phys. A: Math. Theor.* **49** 473001 (2016).
- [3] S.-B. Zheng, and G.-C. Guo, Efficient Scheme for Two-Atom Entanglement and Quantum Information Processing in Cavity QED, *Phys. Rev. Lett.* **85**, 2392 (2000).
- [4] C. Monroe, Quantum information processing with atoms and photons, *Nature* **416**, 238 (2002).
- [5] C. H. Bennett, and D. P. DiVincenzo, Quantum information and computation, *Nature* **404**, 247 (2000).
- [6] R. Feynman, Simulating physics with computers, *int. J. Th. Phys.* **21**, 467 (1982).
- [7] A. Ekert, R. Jozsa, Quantum algorithms: entanglement enhanced information processing, *Philos. Trans. Royal Soc. A* **356**, 1769 (1998).
- [8] D. Deutsch, and R. Jozsa, Rapid solutions of problems by quantum computation, *Proceedings of the Royal Society of London A*. **439**: 553 (1992)
- [9] S. Beauregard, Circuit for Shor’s algorithm using $2n+3$ qubits, [arXiv:quant-ph/0205095](https://arxiv.org/abs/quant-ph/0205095).
- [10] L. K. Grover, A fast quantum mechanical algorithm for database search, *Proceedings of the 28th Annual ACM Symposium on the Theory of Computing (STOC 1996)*.
- [11] R. Cleve, A. Ekert, C. Macchiavello, M. Mosca, Quantum algorithms revisited, *Proceedings of the Royal Society of London A*. **454**: 339 (1998).
- [12] U. Schollwöck, The density-matrix renormalization group, *Rev. Mod. Phys.* **77**, 259 (2005).
- [13] S. R. White, Density-matrix algorithms for quantum renormalization groups, *Phys. Rev. B* **48**, 10345 (1993).
- [14] T. J. Osborne and M. A. Nielsen, Entanglement in a simple quantum phase transition, *Phys. Rev. A* **66**, 032110 (2002).
- [15] A. Osterloh, L. Amico, G. Falci, and R. Fazio, Scaling of entanglement close to a quantum phase transition, *Nature* **416**, 608 (2002).
- [16] S.-J. Gu, S.-S. Deng, Y.-Q. Li, and H.-Q. Lin, Entanglement and Quantum Phase Transition in the Extended Hubbard Model, *Phys. Rev. Lett.* **93**, 086402 (2004).
- [17] T. Werlang, C. Trippe, G. A. P. Ribeiro, and G. Rigolin, Quantum Correlations in Spin Chains at Finite Temperatures and Quantum Phase Transitions, *Phys. Rev. Lett.* **105**, 095702 (2010).
- [18] V. Giovannetti, S. Lloyd, and L. Maccone, Quantum Metrology, *Phys. Rev. Lett.* **96**, 010401 (2006).
- [19] S. Boixo, A. Datta, M. J. Davis, S. T. Flammia, A. Shaji, and C. M. Caves, Quantum Metrology: Dynamics versus Entanglement, *Phys. Rev. Lett.* **101**, 040403 (2008).
- [20] M. F. Riedel, P. Böhi, Y. Li, T. W. Hänsch, A. Sinatra, and P. Treutlein, Atom-chip-based generation of entanglement for quantum metrology, *Nature* **464**, 1170 (2010).
- [21] C. D. Bruzewicz, J. Chiaverini, R. McConnell, J. M. Sage, Trapped-Ion Quantum Computing: Progress and Challenges, *Appl. Phys. Rev.* **6**, 021314 (2019).
- [22] K. Mølmer and A. Sørensen, Quantum Computation with Ions in Thermal Motion, *Phys. Rev. Lett.* **82**, (1971).
- [23] K. Mølmer and A. Sørensen, Multiparticle Entanglement of Hot Trapped Ions, *Phys. Rev. Lett.* **82**, (1971).
- [24] X. Wang, A. Sørensen, and K. Mølmer, Multibit Gates for Quantum Computing, *Phys. Rev. Lett.* **86**, 3907 (2001).
- [25] J. J. García-Ripoll, P. Zoller, and J. I. Cirac, Speed Optimized Two-Qubit Gates with Laser Coherent Control Techniques for Ion Trap Quantum Computing, *Phys. Rev. Lett.* **91**, 157901 (2003).
- [26] J. J. García-Ripoll, P. Zoller, and J. I. Cirac, Coherent control of trapped ions using off-resonant lasers, *Phys. Rev. A* **71**, 062309 (2005).

- [27] M. H. Devoret, J. M. Martinis, Implementing Qubits with Superconducting Integrated Circuits, *Experimental Aspects of Quantum Computing*, Springer, Boston, MA (2005).
- [28] J. Q. You, F. Nori, Superconducting Circuits and Quantum Information, *Phys. Today* **58**, 42 (2005).
- [29] J. Clarke and F. K. Wilhelm, Superconducting quantum bits, *Nature* **453**, 1031 (2008).
- [30] G. Wendin, and V.S. Shumeiko, Superconducting Quantum Circuits, Qubits and Computing, [arXiv:cond-mat/0508729 \[cond-mat.supr-con\]](https://arxiv.org/abs/cond-mat/0508729) (2005).
- [31] M. H. Devoret, and R. J. Schoelkopf, Superconducting Circuits for Quantum Information: An Outlook, *Science*, **339**, 1169 (2013).
- [32] A. F. Kockum, and F. Nori, Quantum Bits with Josephson Junctions, *Fundamentals and Frontiers of the Josephson Effect*. Springer Series in Materials Science, Vol 286. Springer, Cham. (2019).
- [33] P. Krantz, M. Kjaergaard, F. Yan, T. P. Orlando, S. Gustavsson, W. D. Oliver, A Quantum Engineer's Guide to Superconducting Qubits, *Applied Physics Reviews* **6**, 021318 (2019).
- [34] M. Kjaergaard, M. E. Schwartz, J. Braumüller, P. Krantz, J. I. J. Wang, S. Gustavsson, and W. D. Oliver, Superconducting qubits: Current state of play, *Annual Review of Condensed Matter Physics*, **11**, 369 (2020).
- [35] J. M. Martinis, M. H. Devoret, and J. Clarke, Quantum Josephson junction circuits and the dawn of artificial atoms, *Nature Physics* **16**, 234 (2020).
- [36] A. Blais, R.-S. Huang, A. Wallraff, S. M. Girvin, and R. J. Schoelkopf, Cavity quantum electrodynamics for superconducting electrical circuits: An architecture for quantum computation, *Phys. Rev. A* **69**, 062320 (2004).
- [37] A. Wallraff, D. I. Schuster, A. Blais, L. Frunzio, R.-S. Huang, J. Majer, S. Kumar, S. M. Girvin, and R. J. Schoelkopf, Strong coupling of a single photon to a superconducting qubit using circuit quantum electrodynamics, *Nature* **431**, 162 (2004).
- [38] I. Chiorescu, P. Bertet, K. Semba, Y. Nakamura, C. J. P. M. Harmans, and J. E. Mooij, Coherent dynamics of a flux qubit coupled to a harmonic oscillator, *Nature* **431**, 159 (2004).
- [39] R. J. Schoelkopf and S. M. Girvin, Wiring up quantum systems, *Nature* **451**, 664 (2008).
- [40] A. Blais, A. L. Grimsmo, S. M. Girvin, and, A. Wallraff, Circuit quantum electrodynamics, *Rev. Mod. Phys.* **93**, 025005 (2021).
- [41] A. Blais, S. M. Girvin, and W. D. Oliver, Quantum information processing and quantum optics with circuit quantum electrodynamics, *Nature Physics* **16**, 247 (2020).
- [42] V. Bouchiat, D. Vion, P. Joyez, D. Esteve, and M. H. Devoret, Quantum coherence with a single Cooper pair, *Phys. Scr.* **1998**, 165 (1998).
- [43] Y. Nakamura, Yu. Pashkin and J. S. Tsai, Coherent control of macroscopic quantum states in a single-Cooper-pair box, *Nature* **398**, 786 (1999).
- [44] J. Koch, T. M. Yu, J. Gambetta, A. A. Houck, D. I. Schuster, J. Majer, A. Blais, M. H. Devoret, S. M. Girvin, and R. J. Schoelkopf, Charge-insensitive qubit design derived from the Cooper pair box, *Phys. Rev. A* **76**, 042319 (2007).
- [45] J. A. Schreier, A. A. Houck, J. Koch, D. I. Schuster, B. R. Johnson, J. M. Chow, J. M. Gambetta, J. Majer, L. Frunzio, M. H. Devoret, S. M. Girvin, and R. J. Schoelkopf, Suppressing charge noise decoherence in superconducting charge qubits, *Phys. Rev. B* **77**, 180502(R) (2008).
- [46] R. Barends, J. Kelly, A. Megrant, D. Sank, E. Jeffrey, Y. Chen, Y. Yin, B. Chiaro, J. Mutus, C. Neill, P. O'Malley, P. Roushan, J. Wenner, T. C. White, A. N. Cleland, and J. M. Martinis, Coherent Josephson Qubit Suitable for Scalable Quantum Integrated Circuits, *Phys. Rev. Lett.* **111**, 080502 (2013).
- [47] J. M. Martinis, S. Nam, J. Aumentado, and C. Urbina, Rabi Oscillations in a Large Josephson-Junction Qubit, *Phys. Rev. Lett.* **89**, 117901 (2002).
- [48] M. Steffen, M. Ansmann, R. McDermott, N. Katz, R. C. Bialczak, E. Lucero, M. Neeley, E. M. Weig, A. N. Cleland, and J. M. Martinis, State Tomography of Capacitively Shunted Phase Qubits with High Fidelity, *Phys. Rev. Lett.* **97**, 050502 (2006).
- [49] M. Ansmann, H. Wang, R. C. Bialczak, M. Hofheinz, E. Lucero, M. Neeley, A. D. O'Connell, D. Sank, M. Weides, J. Wenner, A. N. Cleland, and J. M. Martinis, Violation of Bell's inequality in Josephson phase qubits, *Nature* **461**, 504 (2009).
- [50] T. P. Orlando, J. E. Mooij, L. Tian, C. H. van der Wal, L. S. Levitov, S. Lloyd, and J. J. Mazo, Superconducting persistent-current qubit, *Phys. Rev. B* **60**, 15398 (1999).
- [51] J. E. Mooij, T. P. Orlando, L. Levitov, L. Tian, C. H. van der Wal, and S. Lloyd, Josephson Persistent-Current Qubit, *Science* **285**, 1036 (1999).
- [52] J. Q. You, X. Hu, S. Ashhab, and F. Nori, Low-decoherence flux qubit, *Phys. Rev. B* **75**, 140515 (2007).
- [53] M. Steffen, S. Kumar, D. P. DiVincenzo, J. R. Rozen, G. A. Keefe, M. B. Rothwell, and M. B. Ketchen, *Phys. Rev. Lett.* **105**, 100502 (2010).
- [54] F. Yan, S. Gustavsson, A. Kamal, J. Birenbaum, A. P. Sears, D. Hover, T. J. Gudmundsen, D. Rosenberg, G. Samach, S. Weber, J. L. Yoder, T. P. Orlando, J. Clarke, A. J. Kerman, and W. D. Oliver, The flux qubit revisited to enhance coherence and reproducibility, *Nat. Comm.* **7**, 12964 (2016).
- [55] A. V. Shcherbakova, K. G. Fedorov, K. V. Shulga, V. V. Ryazanov, V. V. Bolginov, V. A. Oboznov, S. V. Egorov, V. O. Shkolnikov, and M. J. Wolf, D. Beckmann, Fabrication and measurements of hybrid Nb/Al Josephson junctions and flux qubits with π -shifters, *Supercond. Sci. Technol.* **28**, 025009 (2015).
- [56] S. M. Girvin, *Circuit QED: superconducting qubits coupled to microwave photons* (Vol. 96) (M. Devoret, B. Huard, R. Schoelkopf, L. F. Cugliandolo, Oxford, 2014).
- [57] A.F. Kockum, F. Nori, Quantum Bits with Josephson Junctions, *Springer Series in Materials Science* **286**, Chapter 17, pp. 703-741 (2019).
- [58] T. Itoh, Analysis of Microstrip Resonators, *IEEE Trans. Microwave Theory Tech.* **22**, 946 (1974).
- [59] M. Göppl, A. Fragner, M. Baur, R. Bianchetti, S. Filipp, J. M. Fink, P. J. Leek, G. Puebla, L. Steffen, and A. Wallraff, Coplanar waveguide resonators for circuit quantum electrodynamics, *J. Appl. Phys.* **104**, 113904 (2008).
- [60] M. F. Gely, A. Parra-Rodriguez, D. Bothner, Y. M. Blanter, S. J. Bosman, E. Solano, and G. A. Steele, Convergence of the multimode quantum Rabi model of circuit quantum electrodynamics, *Phys. Rev. B* **95**, 245115 (2017).
- [61] R. Migliore, K. Yuasa, H. Nakazato, and A. Messina, Generation of multipartite entangled states in Josephson architectures, *Phys. Rev. B* **74**, 104503 (2006).
- [62] Y. -D. Wang, S. Chesi, D. Loss, and C. Bruder, One-step multiqubit Greenberger-Horne-Zeilinger state generation in a circuit QED system, *Phys. Rev. B* **81**, 10452 (2010).
- [63] C. Wu, C. Guo, Y. Wang, G. Wang, X.-L. Feng, and J.-L. Chen, Generation of Dicke states in the ultrastrong-coupling regime of circuit QED systems, *Phys. Rev. A* **95**, 013845 (2017).
- [64] J. Li, G. Wang, R. Xiao, C. Sun, C. Wu, and K. Xue, Multi-qubit Quantum Rabi Model and Multi-partite Entangled States in a Circuit QED System, *Scientific Reports* **9**, 1380 (2019).

- [65] C. Simon and J. Kempe, Robustness of multiparty entanglement, *Phys. Rev. A* **65**, 052327 (2002).
- [66] T. Yu and J. H. Eberly, Phonon decoherence of quantum entanglement: Robust and fragile states, *Phys. Rev. B* **66**, 193306 (2002).
- [67] A. R. R. Carvalho, F. Mintert, and A. Buchleitner, Decoherence and Multipartite Entanglement, *Phys. Rev. Lett.* **93**, 230501 (2004).
- [68] J. Novotný, Gernot Alber, and I. Jex, Entanglement and Decoherence: Fragile and Robust Entanglement, *Phys. Rev. Lett.* **107**, 090501 (2011).
- [69] A. F. Kockum, A. Miranowicz, S. De Liberato, S. Savasta, F. Nori, Ultrastrong coupling between light and matter, *Nat. Rev. Phys.* **1**, 19 (2019).
- [70] P. Forn-Díaz, L. Lamata, E. Rico, J. Kono, and E. Solano, Ultrastrong coupling regimes of light-matter interaction, *Rev. Mod. Phys.* **91**, 025005 (2019).
- [71] J. Casanova, G. Romero, I. Lizuain, J. J. García-Ripoll, and E. Solano, Deep Strong Coupling Regime of the Jaynes-Cummings Model, *Phys. Rev. Lett.* **105**, 263603 (2010).
- [72] F. Yoshihara, T. Fuse, S. Ashhab, K. Kakuyanagi, S. Saito, and K. Semba, Superconducting qubit-oscillator circuit beyond the ultrastrong-coupling regime, *Nat. Phys.* **12**, 44 (2017).
- [73] Xi. Chen, A. Ruschhaupt, S. Schmidt, A. del Campo, D. Guéry-Odelin, and J. G. Muga, Fast Optimal Frictionless Atom Cooling in Harmonic Traps: Shortcut to Adiabaticity, *Phys. Rev. Lett.* **104**, 063002 (2010).
- [74] D. Guéry-Odelin, A. Ruschhaupt, A. Kiely, E. Torrontegui, Shortcuts to adiabaticity: Concepts, methods, and applications, *Rev. Mod. Phys.* **91**, 045001 (2019).
- [75] R. Dann, A. Tobalina, and R. Kosloff, Shortcut to Equilibration of an Open Quantum System, *Phys. Rev. Lett.* **122**, 250402 (2019).
- [76] S. Alipour, A. Chenu, A. T. Rezakhanlou, and A. del Campo, Shortcuts to Adiabaticity in Driven Open Quantum Systems: Balanced Gain and Loss and Non-Markovian Evolution, *Quantum* **4**, 336 (2020).
- [77] Zelong Yin, Chunzhen Li, Jonathan Allcock, Yicong Zheng, Xiu Gu, Maochun Dai, Shengyu Zhang, Shuoming An, Shortcuts to Adiabaticity for Open Systems in Circuit Quantum Electrodynamics, *Nat. Commun* **13**, 188 (2022).
- [78] F. A. Cárdenas-López and Xi Chen, Shortcuts to adiabaticity for fast qubit readout in circuit quantum electrodynamics, *Phys. Rev. Appl.* accepted, (2022).
- [79] Jia-Xin Li, F. A. Cárdenas-López and Xi Chen, *Front. Quantum Sci. Technol.*, **15**, 2 (2023).
- [80] N. Didier, J. Bourassa, and A. Blais, Fast Quantum Non-demolition Readout by Parametric Modulation of Longitudinal Qubit-Oscillator Interaction, *Phys. Rev. Lett.* **115**, 203601 (2015).
- [81] D. Kafri, C. Quintana, Y. Chen, A. Shabani, J. M. Martinis, and H. Neven, Tunable inductive coupling of superconducting qubits in the strongly nonlinear regime, *Phys. Rev. A* **95**, 052333 (2017).
- [82] J. Bourassa, J. M. Gambetta, A. A. Abdumalikov, Jr., O. Astafiev, Y. Nakamura, and A. Blais, Ultrastrong coupling regime of cavity QED with phase-biased flux qubits, *Phys. Rev. A* **80**, 032109 (2009).
- [83] P.-M. Billangeon, J. S. Tsai, and Y. Nakamura, Circuit-QED-based scalable architectures for quantum information processing with superconducting qubits, *Phys. Rev. B* **91**, 094517 (2015).
- [84] B. Wang, L.-M. Duan, Engineering superpositions of coherent states in coherent optical pulses through cavity-assisted interaction. *Phys. Rev. A* **72**, 022320 (2005).
- [85] M. Brune, E. Hagley, J. Dreyer, X. Maître, A. Maali, C. Wunderlich, J. M. Raimond, and S. Haroche, Observing the Progressive Decoherence of the “Meter” in a Quantum Measurement, *Phys. Rev. Lett.* **77**, 4887 (1996).
- [86] L. Sun, A. Petrenko, Z. Leghtas, B. Vlastakis, G. Kirchmair, K. M. Sliwa, A. Narla, M. Hatridge, S. Shankar, J. Blumoff, L. Frunzio, M. Mirrahimi, M. H. Devoret, and R. J. Schoelkopf, Tracking photon jumps with repeated quantum non-demolition parity measurements, *Nature* **511**, 444 (2014).
- [87] B. Vlastakis, G. Kirchmair, Z. Leghtas, S. E. Nigg, L. Frunzio, S. M. Girvin, M. Mirrahimi, M. H. Devoret, R. J. Schoelkopf, Deterministically Encoding Quantum Information Using 100-Photon Schrödinger Cat States, *Science* **342**, 607 (2013).
- [88] M. O. Scully, and M. S. Zubairy, *Quantum Optics*, Cambridge University Press, Cambridge, England, (1997).
- [89] M.A. Nielsen, and I. L. Chuang, *Quantum computation and quantum information* (Cambridge University Press, UK, 2000).
- [90] W. Rossmann, *Lie Groups – An Introduction Through Linear Groups*, Oxford Graduate Texts in Mathematics, Oxford Science Publications (2002).
- [91] R. Barends, L. Lamata, J. Kelly, L. García-Álvarez, A. G. Fowler, A. Megrant, E. Jeffrey, T. C. White, D. Sank, J. Y. Mutus, B. Campbell, Yu Chen, Z. Chen, B. Chiaro, A. Dunsworth, I.-C. Hoi, C. Neill, P. J. J. O’Malley, C. Quintana, P. Roushan, A. Vainsencher, J. Wenner, E. Solano, and J. M. Martinis, Digital quantum simulation of fermionic models with a superconducting circuit, *Nat. Comm.* **6**, 7654 (2015).
- [92] G. Zhu, Y. Subasi, J. D. Whitfield, and M. Hafezi, Hardware-efficient fermionic simulation with a cavity-QED system, *npj Quantum Information* **4**, 16 (2018).
- [93] W. Dür, G. Vidal, and J. I. Cirac, Three qubits can be entangled in two inequivalent ways, *Phys. Rev. A* **62**, 062314 (2000).
- [94] X. Chen, R.-L. Jiang, J. Li, Y. Ban, and E. Ya. Sherman, Inverse engineering for fast transport and spin control of spin-orbit-coupled Bose-Einstein condensates in moving harmonic traps, *Phys. Rev. A* **97**, 013631 (2018).
- [95] T. Čadež, J. H. Jefferson, and A. Ramšak, A non-adiabatically driven electron in a quantum wire with spin-orbit interaction, *New J. Phys.* **15**, 013029 (2013).
- [96] T. Čadež, J. H. Jefferson, and A. Ramšak, Exact Nonadiabatic Holonomic Transformations of Spin-Orbit Qubits, *Phys. Rev. Lett.* **112**, 150402 (2014).
- [97] Online documentation. `scipy.optimize.minimize(method='CG')`
- [98] H. P. Breuer and F. Petruccione, *The Theory of Open Quantum Systems* (Oxford University Press, Oxford, 2002).
- [99] F. Motzoi, J. M. Gambetta, P. Rebentrost, and F. K. Wilhelm, Simple Pulses for Elimination of Leakage in Weakly Nonlinear Qubits, *Phys. Rev. Lett.* **103**, 110501 (2009).
- [100] L. S. Theis, F. Motzoi, S. Machnes, and F. K. Wilhelm, Counteracting systems of diabaticities using DRAG controls: The status after 10 years, *EPL* **123**, 60001 (2018).
- [101] S. Martínez-Garaot, A. Ruschhaupt, J. Gillet, Th. Busch, and J. G. Muga, Fast quasiadiabatic dynamics, *Phys. Rev. A* **92**, 043406 (2015).
- [102] N. Khaneja, T. Reiss, C. Kehlet, T. Schulte-Herbrüggen, S. J. Glaser, Optimal control of coupled spin dynamics: design of NMR pulse sequences by gradient ascent algorithms, *J. Magn. Reson.* **172**, 296 (2005).
- [103] S. Kwon, A. Tomonaga, G. L. Bhai, S. J. Devitt, and J.-S. Tsai, Gate-based superconducting quantum computing featured, *Journal of Applied Physics* **129**, 041102 (2021).

- [104] C. M. Quintana, A. Megrant, Z. Chen, A. Dunsworth, B. Chiaro, R. Barends, B. Campbell, Yu Chen, I.-C. Hoi, E. Jeffrey, J. Kelly, J. Y. Mutus, P. J. J. O'Malley, C. Neill, P. Roushan, D. Sank, A. Vainsencher, J. Wenner, T. C. White, A. N. Cleland, J. M. Martinis, Characterization and reduction of microfabrication-induced decoherence in superconducting quantum circuits, *Appl. Phys. Lett.* **105**, 062601 (2014).
- [105] P. Krantz, M. Kjaergaard, F. Yan, T. P. Orlando, S. Gustavsson, W. D. Oliver, A Quantum Engineer's Guide to Superconducting Qubits, *Applied Physics Reviews* **6**, 021318 (2019).
- [106] K. Serniak, M. Hays, G. de Lange, S. Diamond, S. Shankar, L. D. Burkhardt, L. Frunzio, M. Houzet, and M. H. Devoret, Hot Nonequilibrium Quasiparticles in Transmon Qubits, *Phys. Rev. Lett.* **121**, 157701 (2018).
- [107] R. H. Koch, D. P. DiVincenzo, and J. Clarke, Model for $1/f$ Flux Noise in SQUIDs and Qubits, *Phys. Rev. Lett.* **98**, 267003 (2007).
- [108] G. Catelani, S. E. Nigg, S. M. Girvin, R. J. Schoelkopf, and L. I. Glazman, Decoherence of superconducting qubits caused by quasiparticle tunneling, *Phys. Rev. B* **86**, 184514 (2012).
- [109] S. Zanker and M. Marthaler, Qubit dephasing due to quasiparticle tunneling, *Phys. Rev. B* **91**, 174504 (2015).
- [110] G. Wendin, Quantum information processing with superconducting circuits: a review, *Rep. Prog. Phys.* **80**, 106001 (2017).
- [111] M. Leib, and M. J. Hartmann, Synchronized Switching in a Josephson Junction Crystal, *Phys. Rev. Lett.* **112**, 223603 (2014).