

First Evidence of Axial Shape Asymmetry and Configuration Coexistence in ^{74}Zn : Suggestion for a Northern Extension of the $N = 40$ Island of Inversion

M. Rocchini,^{1,*} P.E. Garrett,¹ M. Zielińska,² S.M. Lenzi,^{3,4} D.D. Dao,⁵ F. Nowacki,⁵ V. Bildstein,¹ A.D. MacLean,¹ B. Olaizola,^{6,†} Z.T. Ahmed,¹ C. Andreoiu,⁷ A. Babu,⁶ G.C. Ball,⁶ S.S. Bhattacharjee,^{6,‡} H. Bidaman,¹ C. Cheng,⁶ R. Coleman,¹ I. Dillmann,^{6,8} A.B. Garnsworthy,⁶ S. Gillespie,⁶ C.J. Griffin,⁶ G.F. Grinyer,⁹ G. Hackman,⁶ M. Hanley,¹⁰ A. Illana,¹¹ S. Jones,¹² A.T. Laffoley,¹ K.G. Leach,¹⁰ R.S. Lubna,^{6,§} J. McAfee,^{6,13} C. Natzke,^{6,10} S. Pannu,¹ C. Paxman,^{6,13} C. Porzio,^{6,14,15,¶} A.J. Radich,¹ M.M. Rajabali,¹⁶ F. Sarazin,¹⁰ K. Schwarz,⁶ S. Shadrack,¹⁰ S. Sharma,⁹ J. Suh,⁹ C.E. Svensson,¹ D. Yates,^{6,17} and T. Zidar¹

¹*Department of Physics, University of Guelph, N1G 2W1 Guelph, Canada*

²*IRFU, CEA, Université Paris-Saclay, F-91191 Gif-sur-Yvette, France*

³*Dipartimento di Fisica, Università di Padova, I-35122 Padova, Italy*

⁴*INFN Sezione di Padova, I-35131 Padova, Italy*

⁵*Université de Strasbourg, CNRS, IPHC UMR 7178, F-67000 Strasbourg, France*

⁶*TRIUMF, V6T 2A3 Vancouver, Canada*

⁷*Department of Chemistry, Simon Fraser University, V5A 1S6 Burnaby, Canada*

⁸*Department of Physics and Astronomy, University of Victoria, V8P 5C2 Victoria, Canada*

⁹*Department of Physics, University of Regina, S4S 0A2 Regina, Canada*

¹⁰*Department of Physics, Colorado School of Mines, CO 80401 Golden, USA*

¹¹*Accelerator Laboratory, Department of Physics,*

University of Jyväskylä, FI-40014 Jyväskylä, Finland

¹²*Department of Physics and Astronomy, University of Tennessee, TN 37996 Knoxville, USA*

¹³*Department of Physics, University of Surrey, GU2 7XH Guildford, UK*

¹⁴*INFN Sezione di Milano, I-20133 Milano, Italy*

¹⁵*Dipartimento di Fisica, Università di Milano, I-20133 Milano, Italy*

¹⁶*Physics Department, Tennessee Technological University, Cookeville, Tennessee 38505, USA*

¹⁷*Department of Physics and Astronomy, University of British Columbia, V6T 1Z4 Vancouver, Canada*

(Dated: February 16, 2023)

The excited states of $N = 44$ ^{74}Zn were investigated via γ -ray spectroscopy following ^{74}Cu β decay. By exploiting γ - γ angular correlation analysis, the 2_2^+ , 3_1^+ , 0_3^+ and 2_3^+ states in ^{74}Zn were firmly established. The γ -ray branching and $E2/M1$ mixing ratios for transitions de-exciting the 2_2^+ , 3_1^+ and 2_3^+ states were measured, allowing for the extraction of relative $B(E2)$ values. In particular, the $2_3^+ \rightarrow 0_2^+$ and $2_3^+ \rightarrow 4_1^+$ transitions were observed for the first time. The results show excellent agreement with new microscopic large-scale shell-model calculations, and are discussed in terms of underlying shapes, as well as the role of neutron excitations across the $N = 40$ gap. Enhanced axial shape asymmetry (triaxiality) is suggested to characterize ^{74}Zn in its ground state. Furthermore, an excited $K = 0$ band with a significantly larger softness in its shape is identified. A shore of the $N = 40$ “island of inversion” appears to manifest above $Z = 26$, previously thought as its northern limit in the chart of the nuclides.

The atomic nucleus can possess states at low excitation energy that have different shapes than the ground state, which is referred to as shape coexistence [1, 2]. While this phenomenon seems to be ubiquitous, its most striking manifestations tend to appear in nuclei that have neutron or proton numbers corresponding to shell and subshell closures. Here, the energy gained through correlations can sometimes offset the spherical mean-field shell gaps, leading to the appearance of deformed low-energy “intruder” states in the “normal”, near spherical, structure of the nucleus. In certain regions of the nuclear chart, referred to as “islands of inversion” (IOIs), the intruder configurations descend in excitation energy below the normal ones, thus becoming the ground states. Understanding the ordering of the configurations, i.e., mapping their relative energies, permits tests of theoretical calculations of correlation energies. Currently, four IOIs are experimentally confirmed, associated with the

neutron shell closures $N = 8, 20, 28,$ and 40 [3].

Configurations leading to distinct shapes are often discussed in terms of axially symmetric prolate or oblate shapes coexisting with spherical states [1, 2], but may also involve deviations from axial symmetry. The effects of nonaxiality have been observed for rapidly rotating nuclei (see, e.g., Refs. [4–6]), but there is less experimental evidence of its role in low angular momentum states near the ground state. In this respect, the most extensive information was obtained for ^{76}Ge ($N = 44$), for which the shape invariants deduced from a Coulomb-excitation study [7] pointed to a rigid triaxial character. Non-rigid triaxial structures can also occur, where the nucleus may be imagined as fluctuating between prolate and oblate shapes. This distinct structural paradigm is referred to as “ γ softness”. The importance of the triaxial degree of freedom in the theoretical description of nuclei exhibiting more diffuse shapes was, for example, demonstrated

for $^{74,76}\text{Kr}$ [8–10]. The diffuseness of nuclear shapes may also conceal perhaps the most subtle form of coexistence, namely that of distinct *configurations* – we imply herein that one configuration possesses enhanced particle-hole correlations with respect to the other – but for which the shapes may not be completely unique.

The northern border of the IOI at $N = 40$ has so far been thought to occur in the $Z = 26$ Fe nuclei, which for $36 \leq N \leq 46$ present a continuous decrease of the 2_1^+ excitation energy and an increase of the corresponding $B(E2)$ values [11], pointing to deformation of their ground states. Moreover, a significant occupancy of the neutron $g_{9/2}$ and $d_{5/2}$ orbitals, which appear above the energy gap for $N = 40$, was necessary to reproduce the measured transition probabilities in $^{64,66}\text{Fe}$ [12–14]. The ground states of magic $Z = 28$ Ni nuclei are dominated by normal-ordered $0p0h$ configurations, while a multitude of low-lying 0^+ states were identified in $^{64-70}\text{Ni}$ [15–24]. Based on their decay properties combined with transfer-reaction cross sections [25, 26], these excited 0^+ states were interpreted as resulting from either neutron promotion across the energy gap for $N = 40$ or proton excitation across the energy gap for $Z = 28$, and tentatively assigned as intruder structures with various shapes.

The experimental information on the development of deformation and shape coexistence in the Zn nuclei ($Z = 30$) is more limited. Recently, on the basis of Coulomb-excitation measurements combined with large-scale shell-model (LSSM) and beyond-mean-field calculations, triaxiality of the ground states in $^{66,70}\text{Zn}$ was proposed [27, 28]. The large quadrupole moment of the $5/2^+$ isomer in ^{73}Zn [29] was also linked to triaxiality following guidance from Monte-Carlo shell-model (MCSM) calculations that furthermore predicted considerable β and γ softness of the ground-state bands in $^{72,74}\text{Zn}$ [30]. Regarding shape coexistence, $E0$ measurements [31] hinted at the intruder character of the 0_2^+ states in $^{64,66,68}\text{Zn}$, which for $^{66,68}\text{Zn}$ was further supported by multi-step Coulomb-excitation data [27, 32]. However, only for ^{68}Zn was it possible to firmly assign different shapes to the $0_{1,2}^+$ states. On the other hand, shape coexistence in ^{79}Zn was established through the observation of a large isomer shift for the $1/2^+$ isomer [33, 34], related to $2p1h$ neutron excitation across the $N = 50$ shell gap. A sequence of non-yrast states in ^{78}Ni was interpreted as belonging to a deformed intruder configuration [35], in line with the predictions of LSSM and MCSM calculations [35, 36]. The presence of these deformed configurations was linked to the appearance of a new IOI at $N = 50$ [36], which was predicted to merge with that at $N = 40$ for nuclei with $Z \leq 26$. In this context, it is pertinent to track how collectivity evolves across the Zn isotopic chain beyond $N = 40$.

In this Letter, we report information on the ^{74}Zn excited states that combined with new LSSM calculations enable us to suggest: i) the IOI at $N = 40$ extends above

$Z = 28$, and ii) configuration-coexisting structures possessing similar mean values of β and γ , but that have significantly different degrees of softness, exist in the neutron-rich Zn isotopes. The results presented herein rest on combining two key ingredients: the ability of the GRIFFIN spectrometer to perform γ - γ angular correlation measurements with low beam intensities, and advancements with LSSM calculations that permit determination of shapes for specific states.

The excited states in ^{74}Zn were populated following β decay of ^{74}Cu produced at the TRIUMF-ISAC1 facility [37] by spallation reactions of a 490-MeV proton beam impinging on a Ta target. The reaction products were ionized using the TRIUMF Resonant Ionization Laser Ion Source (TRILIS) [38] and then mass separated. The 25-keV ^{74}Cu ions (at a rate of $1.7 \times 10^3 \text{ s}^{-1}$) were implanted for about 40 h into a moving tape system positioned at the center of the GRIFFIN γ -ray spectrometer [39] equipped with 12 Compton-suppressed HPGe clover detectors. Decay data were obtained while the ions were collected on tape for 8 s, corresponding to about 5 half-lives of ^{74}Cu [1.63(5) s], and further observed for 1 s without the beam after which the tape was moved and the cycle repeated. The standard GRIFFIN pre-sorting and data-correction procedures [39] (e.g., summing and cross-talk corrections) were implemented in the analysis.

The states and transitions below ≈ 3.1 MeV observed in the recent β -decay study of ^{74}Zn [40] have been con-

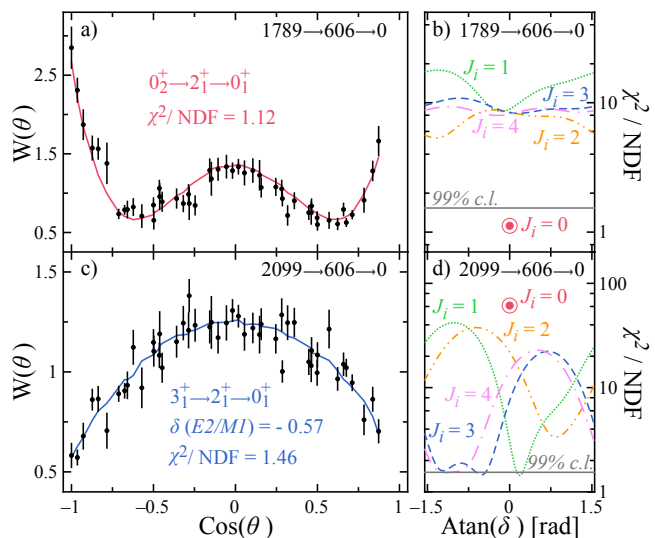


FIG. 1. Measured γ - γ angular correlation functions $W(\theta)$, where θ is the opening angle between the GRIFFIN detectors, and reduced χ^2 as a function of the arctangent of the mixing ratio δ , for the $0_2^+ \rightarrow 2_1^+ \rightarrow 0_1^+$ (panels a and b) and $3_1^+ \rightarrow 2_1^+ \rightarrow 0_1^+$ cascades (panels c and d). The energies of the states involved in each cascade (in keV) are indicated. The χ^2 distributions corresponding to different spin hypotheses for the initial state are labelled accordingly, with the continuous lines indicating the 99% confidence limit.

TABLE I. Energies E_γ , branching ratios I_γ , mixing ratios $\delta(E2/M1)$ and relative $B(E2)$ values $B_{rel}(E2)$ measured in the present work, together with branching ratios from Ref. [40]. Relative and absolute $B(E2)$ values obtained from the present LSSM calculations (full diagonalization) are also given. Relative $B(E2)$ values of 100 are assumed for normalising transitions.

$J_i^\pi \rightarrow J_f^\pi$	E_γ [keV]	I_γ	I_γ^{prev} [40]	$\delta(E2/M1)$	$B_{rel}^{exp}(E2)$	$B_{rel}^{SM}(E2)$	$B_{abs}^{SM}(E2)$ [W.u.]
$2_2^+ \rightarrow 2_1^+$	1064.32(10)	100.0(12)	100.0(6)	-1.13(6)	100(5)	100	9.7
$2_2^+ \rightarrow 0_1^+$	1670.07(20)	49.3(10)	49.4(4)		9.24(19)	22	2.1
$3_1^+ \rightarrow 2_2^+$	428.73(18)	6.5(4)	9.3(4)	$-0.8_{-1.5}^{+0.2}$	100_{-30}^{+120}	100	40
$3_1^+ \rightarrow 4_1^+$	680.75(15)	7.10(19)	10.5(4)	$-1.0_{-0.8}^{+0.3}$	14_{-5}^{+7}	7.8	3.1
$3_1^+ \rightarrow 2_1^+$	1493.2(3)	100.0(18)	100.0(11)	$-0.57_{-0.07}^{+0.06}$ $-2.7(5)^a$	$1.9_{-0.3}^{+0.4}$ 6.8(4)	8.8	3.5
$2_3^+ \rightarrow 0_2^+$	359.2(6)	2.0(4)			100(20)	100	17
$2_3^+ \rightarrow 2_2^+$	478.13(15)	6.8(7)	6.5(10)	$+0.9_{-0.3}^{+0.8}$	37_{-15}^{+24}	15	2.6
$2_3^+ \rightarrow 4_1^+$	729.94(19)	3.1(7)			4.5(10)	2.4	0.4
$2_3^+ \rightarrow 2_1^+$	1542.5(3)	37(3)	29.4(14)	$+2.4_{-1.0}^{+1.8}$	$1.09_{-0.26}^{+0.15}$	0.18	0.03
$2_3^+ \rightarrow 0_1^+$	2148.73(16)	100(8)	100.0(27)		0.66(5)	0.18	0.03

^a Second solution.

firmed. Previously, aside from the 2_1^+ and 4_1^+ states, only tentative spin assignments based on $\log(ft)$ values and model considerations were proposed. In the present work, definitive spin assignments from γ - γ angular correlation analyses were made following the method described in Ref. [41], based on the non-linear least-square fit to the measured correlation function $W(\theta)$ with the mixing ratio δ as a fit parameter [42]. The finite size of the GRIFFIN detectors was accounted for by means of detailed GEANT4 [43] simulations. Following the recommendation of Ref. [42], only spin assignments for which χ^2 results in a confidence level above 99% were considered as definitive. The errors on the mixing ratios were evaluated by applying the $\chi_{min}^2 + 1$ condition (68% confidence level).

Examples of the γ - γ angular correlations are shown in Fig. 1. The 1789-keV state is firmly assigned as the 0_2^+ state with a unique solution (Fig. 1 panels a and b). Three different cascades for the 2099-keV state were analyzed, considering transitions to the 2_1^+ , 4_1^+ and 2_2^+ states. For the cascade involving the 2_1^+ state, the $J = 1, 3, 4$ assignments are possible (Fig. 1 panels c and d). However, since the 2099-keV state decays to the 4_1^+ state, $J = 1$ can be excluded. If the $J = 4$ solution was adopted, it would require a highly mixed transition of $M3/E2$ multipolarity, as shown in Fig. 1, for the decay to the first excited state. This large admixture is unphysical since it would lead to a highly enhanced $B(M3)$ value, and thus this solution can be discarded and the 2099-keV state is firmly identified as the 3_1^+ state. The 1670-keV and 2148-keV states are assigned as $J = 2$ with unique solutions and identified as the 2_2^+ and 2_3^+ states, respectively. Additionally, two transitions were observed for the first time in the present work: $2_3^+ \rightarrow 0_2^+$ at 359 keV and $2_3^+ \rightarrow 4_1^+$ at 730 keV as shown in Fig. 2. These sequences of levels and spins are suggestive of excited $K = 0$ and $K = 2$

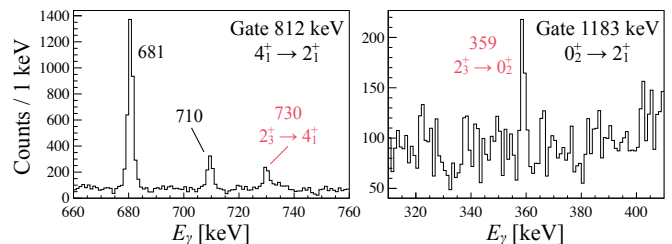


FIG. 2. Portions of the ^{74}Zn γ -ray spectra in coincidence with γ rays: (a) 812 keV ($4_1^+ \rightarrow 2_1^+$) (b) 1183 keV ($0_2^+ \rightarrow 2_1^+$). The 730-keV and 359-keV γ rays are newly assigned as the $2_3^+ \rightarrow 4_1^+$ and $2_3^+ \rightarrow 0_2^+$ transitions, respectively. The 681-keV and 710-keV γ rays were observed previously [40].

structures. Using the branching and mixing ratios, relative $B(E2)$ values were determined (Tab. I). The strong relative $B(E2; 2_3^+ \rightarrow 0_2^+)$ and $B(E2; 3_1^+ \rightarrow 2_2^+)$ values support the assignment of the 2_3^+ and 3_1^+ levels as rotational band members built on the 0_2^+ and 2_2^+ states, respectively. These key experimental results are displayed in Fig. 3.

The structure of ^{74}Zn was further investigated within the shell-model framework. The large valence space employed comprised the pf shell for protons and the $1p_{3/2}0f_{5/2}1p_{1/2}0g_{9/2}1d_{5/2}$ orbitals for neutrons, and thus incorporated the degrees of freedom required for the description of collectivity at the $N = 40$ interface and the breaking of the $Z = 28$ and $N = 40$ cores. The LNPS effective interaction [44] was used, with recent minor adjustments to extend its reliability up to $N = 50$ and account for particle-hole excitations [35, 36].

Firstly, using the shell-model framework with the same valence space and effective hamiltonian, the potential energy surface (PES) of ^{74}Zn was obtained from constrained Hartree-Fock calculations (see Fig. 4). At the mean-

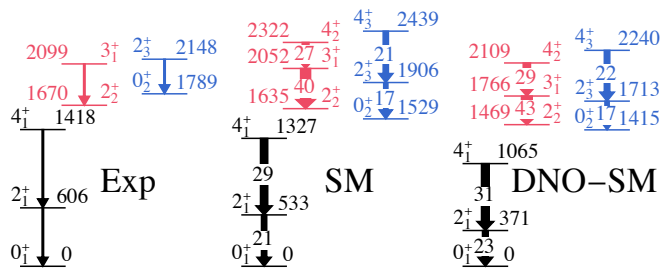


FIG. 3. Partial experimental level scheme of ^{74}Zn (EXP) compared with shell-model calculations (SM) and shell-model calculations in a deformed Hartree-Fock basis (DNO-SM). The states are labelled with their spin, parity, and energy (in keV) and organized in bands. Only in-band transitions are displayed, and their labels correspond to calculated $B(E2)$ values in W.u.

field level, ^{74}Zn exhibits a non-spherical minimum with $\beta \approx 0.2$, extending towards a triaxial shape (similar conclusions were reached from the PES calculated using the Gogny D1S interaction [45]). To go beyond the mean-field level, by mixing the deformed Hartree-Fock solutions through the generator coordinate method (dubbed as DNO-SM in [46]), the level scheme and in-band $B(E2)$ values, presented in Fig. 3, are obtained and agree well with the experimental values (a slight compression of the level scheme with respect to the results of the full SM calculation comes from the DNO-SM basis truncation). Three bands with large in-band $B(E2)$ values emerge: a rotational ground-state band (g.s.b.), a ‘ γ ’ band related to it, and a third band built on the 0_2^+ state. For $J \neq 0$ states in the $K = 0$ ground-state, $K = 2$ ‘ γ ’, and $K = 0$ 0_2^+ bands, small (below 1%) admixtures of other K components were found, in line with a non-axial character of ^{74}Zn .

Figure 3 also presents the ^{74}Zn level scheme calculated using the full shell-model diagonalization. The agreement with the experiment is excellent for all considered states. The relative $B(E2)$ values resulting from this approach, shown in Tab. I, demonstrate that the calculation correctly predicts the dominant decay paths of the 2_2^+ , 3_1^+ and 2_3^+ states. The $B(E2; 3_1^+ \rightarrow 2_2^+)/B(E2; 3_1^+ \rightarrow 4_1^+)$ and $B(E2; 2_3^+ \rightarrow 0_2^+)/B(E2; 2_3^+ \rightarrow 2_2^+)$ ratios are also reproduced within the uncertainties. Differences of a factor of 2 – 3 in weak transitions are observed. These transitions, however, arise from overlaps of small components in the wave functions. From the in-band $B(E2)$ values, summarized in Fig. 3, $\beta = 0.23$ for the ground-state and ‘ γ ’ bands were calculated (in agreement with the PES), and a lower $\beta = 0.20$ for the band built on the 0_2^+ state. The hindrance of transition probabilities calculated between the band built on the 0_2^+ state and g.s.b. ($B(E2; 0_2^+ \rightarrow 2_1^+) = 0.58$ W.u. and $B(E2; 2_3^+ \rightarrow 0_1^+) = 0.03$ W.u.) excludes a β -vibrational origin of the former [47], and is instead compatible with a configuration-coexistence scenario with weak mixing.

Further details regarding the shapes of specific states were obtained within two different approaches. Figure 4 presents the normalized probability to find a specific (β, γ) deformation in each state. Alternatively, from the Kumar quadrupole sum rules [48–50], $\langle \beta \rangle = 0.24$ and $\langle \gamma \rangle = 24^\circ$ for the ground state and $\langle \beta \rangle = 0.22$, $\langle \gamma \rangle = 20^\circ$ for the 0_2^+ state were obtained. The results of these two procedures are consistent, and confirm the picture of a triaxially deformed ground state coexisting with a band built on the 0_2^+ state, which is slightly less deformed than the ground state but exhibits an extended softness in the γ degree of freedom towards the axial prolate shape. The fluctuations σ in both β and γ [50] are important for both states: $\sigma_\beta(0_1^+) = \pm 0.04$, $\sigma_\gamma(0_1^+) = (+11^\circ, -13^\circ)$, $\sigma_\beta(0_2^+) = \pm 0.04$, $\sigma_\gamma(0_2^+) = (+12^\circ, -20^\circ)$. The difference between σ_γ values for the 0_1^+ and 0_2^+ states can be explained by the presence of important components in the 0_2^+ band members’ wave functions, which lie on the prolate axis; these are absent for the g.s.b. (Fig. 4). Even though the mean β and γ values extracted from the sum rules are very similar for both states, the underlying distributions in the (β, γ) plane are substantially different, leading us to assert that the configurations represent different, but overlapping, shapes. Interestingly, the σ_β and σ_γ values calculated for the ground states in ^{74}Zn and in its triaxial isotone ^{76}Ge [50] are very similar.

Figure 5 shows the occupation numbers in the neutron and proton orbitals considered in the present LSSM calculations for the ^{74}Zn g.s.b. and the excited $K = 0$ band, up to $J = 4$. The wave-function compositions are consistent within each of the two bands, but significantly different when comparing the two. For the g.s.b., approximately two neutrons with respect to the normal

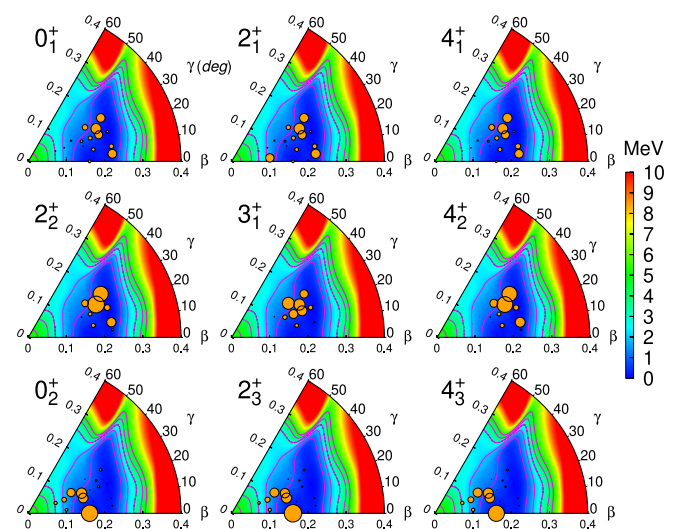


FIG. 4. Normalized probability to find a deformation (β, γ) in specific ^{74}Zn states represented with circles on the PES, whose radii are proportional to the probability.

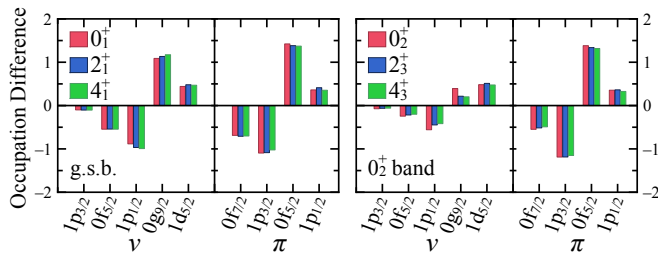


FIG. 5. Difference in occupation numbers with respect to the normal filling of the proton (π) and neutron (ν) orbitals considered in the present LSSM calculations for ^{74}Zn (left panel: ground-state band, right panel: band built on the 0_2^+ state).

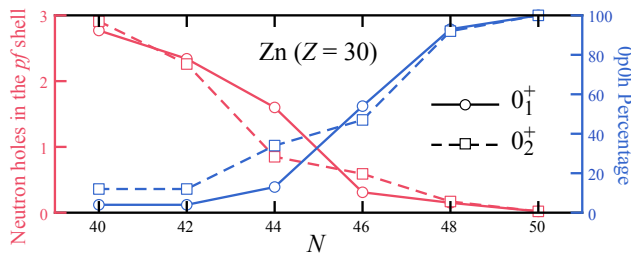


FIG. 6. Neutron excitations from the pf shell into the $0g_{9/2}$, $1d_{5/2}$ orbitals (red) and percentage of the $0p0h$ configuration (blue) in the ground state and the 0_2^+ state (continuous and dashed lines, respectively) in Zn isotopes with $40 \leq N \leq 50$.

filling are excited from the pf shell across the energy gap for $N = 40$. This can be contrasted with the average of less than one neutron excited for the 0_2^+ band, while the occupation of proton orbitals is nearly identical in the two bands. As shown in Fig. 6, the number of neutrons excited from the pf shell for both the ground and the 0_2^+ states decreases from a maximum of three to zero between $N = 40$ ^{70}Zn and $N = 50$ ^{80}Zn , while the percentage of the $0p0h$ configuration increases from close to zero to 100% over the same range. The structures of the $0_{1,2}^+$ states exhibit the largest difference for ^{74}Zn , for which the contribution of the $0p0h$ configuration to the ground state is less than a half of that to the 0_2^+ state. A similar behaviour is observed in the neighbouring $^{74,76}\text{Ge}$ isotopes: the 0_2^+ states are less deformed and with fewer neutron excitations across the energy gap for $N = 40$ than the ground states [2, 51–53]. Moreover, the predominance of multiparticle-multiparticle configurations in the structure of the ground states of the Zn isotopes with $N < 46$ suggests that these nuclei belong to the $N = 40$ IOI, which extends beyond $Z = 28$. Contrary to other IOI borders, this one is not reflected in a sudden change of ground-state properties.

To summarize, the present experimental and theoretical results provide evidence for an unexpected enhanced triaxial deformation of ^{74}Zn . This has implications be-

yond nuclear structure, as triaxiality is known to significantly impact the nuclear masses [54, 55] that are used as an input when modelling astrophysical processes. Moreover, the identification of a coexisting $K = 0$ band bridges the gap between the Ge and Ni isotopes, in which such structures are well established. The ground state of ^{74}Zn is suggested to involve more neutron excitations across the $N = 40$ gap than the 0_2^+ state, which indicates that the $N = 40$ IOI does not end at $Z = 26$ as previously assumed, but extends further north in the nuclear chart. Future experimental work in this mass region should involve direct reaction studies to probe the microscopic content of the wave functions, combined with measurements of absolute quadrupole and monopole transition strengths.

The authors thank the operations and beam delivery staff at TRIUMF for providing the high-quality ^{74}Cu radioactive beam. This work was supported by the Natural Sciences and Engineering Research Council of Canada. The GRIFFIN infrastructure was funded jointly by the Canada Foundation for Innovation, the Ontario Ministry of Research and Innovation, the British Columbia Knowledge Development Fund, TRIUMF and the University of Guelph. TRIUMF receives funding through a contribution agreement with the National Research Council of Canada. This work was also supported by the U.S. Department of Energy (DOE) under contract no. DE-FG02-93ER40789. The TTU team was sponsored by the Office of Nuclear Physics, U.S. Department of Energy, under contract no. DE-SC0016988.

* mrocchin@uoguelph.ca

† Present address: CERN, CH-1211 Geneva, Switzerland.

‡ Present address: Institute of Experimental and Applied Physics, Czech Technical University in Prague, 110 00 Prague, Czech Republic.

§ Present address: Facility for Rare Isotope Beams, Michigan State University, MI 48824 East Lansing, USA.

¶ Present address: Lawrence Berkeley National Laboratory, CA 94720 Berkeley, USA.

- [1] P. E. Garrett, M. Zielińska, and E. Clément, *Prog. Part. Nucl. Phys.* **124**, 103931 (2022).
- [2] K. Heyde and J. L. Wood, *Rev. Mod. Phys.* **83**, 1467 (2011).
- [3] F. Nowacki, A. Obertelli, and A. Poves, *Prog. Part. Nucl. Phys.* **120**, 103866 (2021).
- [4] D. J. Hartley *et al.*, *Phys. Rev. C* **80**, 041304 (2009).
- [5] S. W. Odegård *et al.*, *Phys. Rev. Lett.* **86**, 5866 (2001).
- [6] C. M. Petrache *et al.*, *Phys. Rev. C* **93**, 064305 (2016).
- [7] A. D. Ayangeakaa *et al.*, *Phys. Rev. Lett.* **123**, 102501 (2019).
- [8] E. Clément *et al.*, *Phys. Rev. C* **75**, 054313 (2007).
- [9] M. Girod, J.-P. Delaroche, A. Görgen, and A. Obertelli, *Physics Letters B* **676**, 39 (2009).
- [10] M. Bender, P. Bonche, and P.-H. Heenen, *Phys. Rev. C* **74**, 024312 (2006).

- [11] W. Rother *et al.*, Phys. Rev. Lett. **106**, 022502 (2011).
- [12] J. Ljungvall *et al.*, Phys. Rev. C **81**, 061301 (2010).
- [13] M. Klinte fjord *et al.*, Phys. Rev. C **95**, 024312 (2017).
- [14] B. Olaizola *et al.*, Journal of Physics G: Nuclear and Particle Physics **44**, 125103 (2017).
- [15] N. Märginean *et al.*, Phys. Rev. Lett. **125**, 102502 (2020).
- [16] S. Leoni *et al.*, Phys. Rev. Lett. **118**, 162502 (2017).
- [17] B. Olaizola *et al.*, Phys. Rev. C **95**, 061303 (2017).
- [18] M. Stryjczyk *et al.*, Phys. Rev. C **98**, 064326 (2018).
- [19] C. J. Chiara *et al.*, Phys. Rev. C **86**, 041304 (2012).
- [20] M. Bernas *et al.*, Physics Letters B **113**, 279 (1982).
- [21] C. J. Chiara *et al.*, Phys. Rev. C **91**, 044309 (2015).
- [22] C. J. Prokop *et al.*, Phys. Rev. C **92**, 061302 (2015).
- [23] A. Morales *et al.*, Physics Letters B **765**, 328 (2017).
- [24] B. Crider *et al.*, Physics Letters B **763**, 108 (2016).
- [25] W. Darcey, R. Chapman, and S. Hinds, Nuclear Physics A **170**, 253 (1971).
- [26] F. Flavigny *et al.*, Phys. Rev. C **99**, 054332 (2019).
- [27] M. Rocchini *et al.*, Phys. Rev. C **103**, 014311 (2021).
- [28] S. Calinescu *et al.*, Phys. Rev. C **104**, 034318 (2021).
- [29] C. Wraith *et al.*, Physics Letters B **771**, 385 (2017).
- [30] X. F. Yang *et al.*, Phys. Rev. C **97**, 044324 (2018).
- [31] A. Passoja *et al.*, Nucl. Phys. A **438**, 413 (1985).
- [32] M. Koizumi *et al.*, Nucl. Phys. A **730**, 46 (2004).
- [33] X. F. Yang *et al.*, Phys. Rev. Lett. **116**, 182502 (2016).
- [34] R. Orlandi *et al.*, Physics Letters B **740**, 298 (2015).
- [35] R. Taniuchi *et al.*, Nature **569**, 53 (2019).
- [36] F. Nowacki *et al.*, Phys. Rev. Lett. **117**, 272501 (2016).
- [37] J. Dilling and R. Krücken, Hyperfine Interactions **225**, 111 (2014).
- [38] P. G. Bricault *et al.*, Hyperfine Interactions **225**, 25 (2014).
- [39] A. B. Garnsworthy *et al.*, Nucl. Instrum. Methods Phys. Res., Sect. A **918**, 9 (2019).
- [40] J. L. Tracy Jr. *et al.*, Phys. Rev. C **98**, 034309 (2018).
- [41] J. K. Smith *et al.*, Nucl. Instrum. Methods Phys. Res., Sect. A **922**, 47 (2019).
- [42] S. J. Robinson, Nucl. Instrum. Methods Phys. Res., Sect. A **292**, 386 (1990).
- [43] S. Agostinelli *et al.*, Nucl. Instrum. Methods Phys. Res., Sect. A **506**, 250 (2003).
- [44] S. Lenzi *et al.*, Phys. Rev. C **82**, 054301 (2010).
- [45] A. Illana *et al.*, Phys. Rev. C **89**, 054316 (2014).
- [46] D. D. Dao and F. Nowacki, Phys. Rev. C **105**, 054314 (2022).
- [47] P. E. Garrett, J. Phys. G; Nucl. Part. Phys. **27**, R1 (2001).
- [48] K. Kumar, Phys. Rev. Lett. **28**, 249 (1972).
- [49] D. Cline, Annu. Rev. Nucl. Part. Sci. **36**, 683 (1986).
- [50] A. Poves, F. Nowacki, and Y. Alhassid, Phys. Rev. C **101**, 054307 (2020).
- [51] M. Honma *et al.*, Phys. Rev. C **80**, 064323 (2009).
- [52] Y. Toh *et al.*, J. Phys. G: Nucl. Part. Phys. **27**, 1475 (2001).
- [53] Y. Toh *et al.*, Eur. Phys. A. **9**, 353 (2000).
- [54] P. Möller *et al.*, Phys. Rev. Lett. **97**, 162502 (2006).
- [55] P. Möller *et al.*, At. Data Nucl. Data Tables **94**, 758 (2008).