

Towards Explainable Visual Anomaly Detection

Yizhou Wang^{1*}, Dongliang Guo^{2*}, Sheng Li³ and Yun Fu¹

¹Northeastern University

²University of Georgia

³University of Virginia

wyzjack990122@gmail.com, dg54883@uga.edu, shengli@virginia.edu, yunfu@ece.neu.edu

Abstract

Anomaly detection and localization of visual data, including images and videos, are of great significance in both machine learning academia and applied real-world scenarios. Despite the rapid development of visual anomaly detection techniques in recent years, the interpretations of these black-box models and reasonable explanations of why anomalies can be distinguished out are scarce. This paper provides the first survey concentrated on explainable visual anomaly detection methods. We first introduce the basic background of image-level anomaly detection and video-level anomaly detection, followed by the current explainable approaches for visual anomaly detection. Then, as the main content of this survey, a comprehensive and exhaustive literature review of explainable anomaly detection methods for both images and videos is presented. Finally, we discuss several promising future directions and open problems to explore on the explainability of visual anomaly detection.

1 Introduction

Anomaly detection plays a very significant role in society. Nowadays, with the development technique of computer vision, many researchers try to address Visual Anomaly Detection tasks, such as image anomaly detection [Reiss *et al.*, 2021; Pang *et al.*, 2021; Roth *et al.*, 2022; Cohen and Avidan, 2022], video anomaly detection [Georgescu *et al.*, 2021a; Liu *et al.*, 2021; Chen *et al.*, 2022; Liu *et al.*, 2018a; Yu *et al.*, ; Wang *et al.*, 2022a; Georgescu *et al.*, 2021b]. Visual anomaly detection aims to identify unusual or abnormal patterns in visual data, such as images and videos. It is used in various applications, such as surveillance, security, medical imaging, and industrial inspection. The basic idea behind visual anomaly involves training a model to identify normal patterns in a set of training data, and then use that model to identify instances where new, unseen data deviates from those normal patterns. With respect to the type of data, most of the statistic methods, like isolation forest and KNN,

that work well on tabular data cannot directly apply to image data. Deep learning are extensively utilized in visual anomaly detection. For example, Autoencoders and Variational Autoencoders (VAEs) are common architectures used in visual anomaly detection. Autoencoders are neural networks that are trained to reconstruct their input by learning a compact representation of the data. VAEs are a probabilistic extension of autoencoders that learn a generative model of the data. Through training these models on a dataset of normal images, it can be used to identify images that deviate significantly from the normal patterns.

Although existing work has proved the potential of deep learning models in detecting anomalies in visual data, the explainability of those works is limited. Explainability is defined as the capacity to clarify or provide straightforward meaning to humans in easily understandable terms. As for the visual anomaly detection task, an explainable model should give appropriate and faithful reasons for making such decisions. In fact, model explainability represents one of the major issues concerning the adoption of data-driven algorithms in industrial environments [Langone *et al.*, 2020; Li *et al.*, 2022]. More importantly, providing explanations for AI systems is now both an ethical and a regulatory requirement, especially in fields where human safety is a concern. For example, in the biomedical image video anomaly detection task, a deep learning model can give a precise prediction for X-ray images with respect to disease, but without any explanation. However, it is very risky to fully trust it. In many other cases, our goal is not only to detect anomalies, but also to localize them and explain them so that we can troubleshoot those anomalies and fix them eventually. Thus, explainable Visual Anomaly Detection is very necessary and important for a wide variety of human activities.

To tackle this issue, some methods have been proposed in recent years. For different tasks and user orientations, the explanation proposals are largely different, which causes the appearance of numerous explainable methods. For example, in the surveillance video anomaly detection task, [Szymanowicz *et al.*, 2022] uses an autoencoder-based method to detect anomalies and the prediction error is constructed as a saliency map with which off-the-shelf object detection and action recognition model are applied to explain anomalies post hoc. In this survey, we focus on existing methods related to visual anomaly detection tasks. In particular, we classify

*Equal contribution. Author ordering determined by throwing a dice on WeChat.

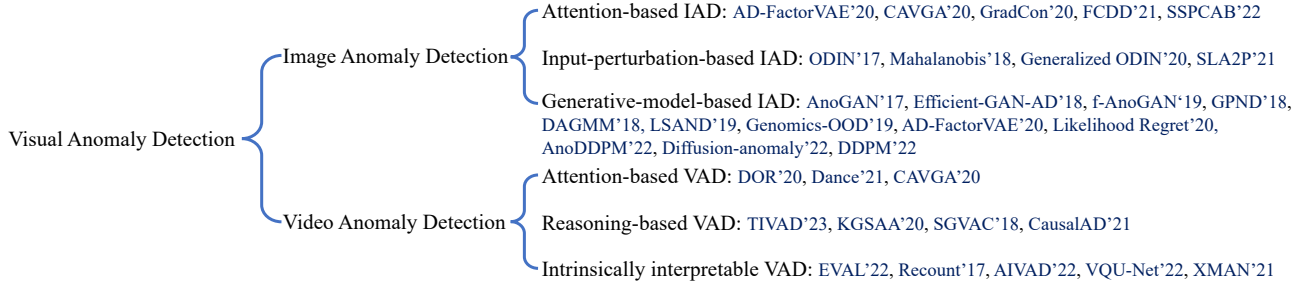


Figure 1: Overview of explainable visual anomaly detection methods, categorized into two general groups: *image anomaly detection (IAD)* and *video anomaly detection (VAD)*. The abbreviation of the method name and publication date is listed for better readability and please refer to Sec. 3 for the detailed descriptions of the methods.

them into two categories: image-level anomaly detection and video anomaly detection.

To the best of our knowledge, anomaly detection is a popular topic, and there exist a lot of surveys [Mohammadi *et al.*, 2021; Ramachandra *et al.*, 2020] about them. In contrast, the availability of existing surveys on explainable anomaly detection is limited. Moreover, those existing surveys try to review all explanation methods with respect to all kinds of data types, which provide a good overview but lack of insightful direction in visual anomaly detection. In addition, there is no such survey in the explainable visual anomaly detection area, and thus it is necessary to characterize the increasingly rich set of explainable visual anomaly detection techniques available in the literature. In order to tackle this challenge, we conduct a comprehensive and organized survey of the current state-of-the-art techniques for explainable visual anomaly detection. By providing a refined taxonomy that accommodates the growing variety of techniques being developed, and realistic and inspiring future directions, this survey intends to give readers a thorough understanding of the various methods proposed for explainable visual anomaly detection, including their advantages and disadvantages, and to assist them in finding the explainable anomaly detection technique most suited to their needs or a research topic they interested.

In summary, our paper presents several noteworthy contributions summarized as follows:

- We collect and summarize explainable methods in visual anomaly detection tasks, and propose the taxonomy of these explainable methods.
- We thoroughly compare these methods and outline their advantages and disadvantages, and suggest potential directions to address existing drawbacks.
- We fill in the gaps for current surveys that give a brief introduction to the whole anomaly detection tasks but ignore the particularity of explainable methods in the visual anomaly detection task.

The remaining of this survey is organized as follows. We first introduce the background of explainable visual anomaly detection and some concepts in Sec. 2. Then, we summarize the existing methods for explainable visual anomaly detection in Sec. 3. We list potential directions for this topic in Sec. 4.

2 Background

2.1 Visual Anomaly Detection

Visual anomaly detection task refers to the process of detecting abnormal patterns in images or videos. Visual anomaly detection approaches are usually trained on normal samples only and concentrate on learning the representation of anomaly-free data and detect deviations from the learned model as anomalies. Based on the data type, visual anomaly detection can be generally categorized into image anomaly detection (IAD) and video anomaly detection (VAD).

Image anomaly detection is of considerable significance in both academia and industry, with wide-range application scenarios including industrial inspection, medical health and website management, etc. Image anomaly detection task can be roughly classified into two sub-tasks: one-class classification [Salehi *et al.*, 2021; Wang *et al.*, 2022c; Tack *et al.*, 2020; Reiss *et al.*, 2021] and pixel-wise anomaly segmentation in images [Bergmann *et al.*, 2020; Venkataramanan *et al.*, 2020; Roth *et al.*, 2022] and some approaches can possess both functions. For one-class classification, classification datasets, such as CIFAR-10 and CIFAR-100 [Krizhevsky *et al.*, 2009], are usually employed to create one-class or leave-one-out setting or dataset wise out-of-distribution setting. [Tack *et al.*, 2020] put forward a distribution-shifting transformations based contrastive learning scheme. [Wang *et al.*, 2022c] seamlessly combine feature-level self-supervised learning with ad hoc feature adversarial perturbation for state-of-the-art performance. For both image-level anomaly detection and localization, the most commonly used dataset is MvTEC-2D [Bergmann *et al.*, 2019]. [Bergmann *et al.*, 2020] pioneers image level anomaly detection and segmentation via the output difference between the teacher and student model. More recently, [Roth *et al.*, 2022] exploits ImageNet-pretrained network for patch-level feature embedding extraction and proposes an effective core-set selection and representation distance calculation for anomaly score design, exhibiting the best performance so far.

Anomaly detection in videos (e.g., surveillance videos) is a challenging yet significant task in multiple domains, such as public safety, healthcare, and ecology. The classic setting is that merely normal video clips are provided for training, and during testing the video sequences are composed of both normal and abnormal frames. The VAD algorithm is

required to detect anomalous frames out in testing. In the past few years, researchers have put lots of effort into enhancing video anomaly detection performance on benchmark datasets: UCSD Pedestrian [Mahadevan et al., 2010], CUHK Avenue [Lu et al., 2013] and ShanghaiTech dataset [Liu et al., 2018a]. A popular branch of approach is the reconstruction-based methods which employ autoencoders for normal training data reconstruction and utilize reconstruction error as the anomaly score for test-time anomalous frame discrimination. For example, [Hasan et al., 2016] takes advantage of a deep convolutional network for spatio temporal reconstruction-based VAD. [Luo et al., 2017] incorporates convolutional Long Short-Term Memory network [Hochreiter and Schmidhuber, 1997] into autoencoder for better consecutive frame temporal relationship modeling. In addition, [Gong et al., 2019] integrates memory with autoencoders for enhanced performance. Another prevailing type of method is the prediction-based approach. The rationale is that the current frame is generated using preceding frames and the predictions with large error w.r.t. the true frames are considered anomalous. This concept is first proposed in [Liu et al., 2018b] where U-Net [Ronneberger et al., 2015] is adopted as the model architecture for frame prediction. A natural idea is to mix reconstruction-based techniques with prediction-based ones, resulting in hybrid methods [Tang et al., 2020; Liu et al., 2021]. More recently, the approaches based on self-supervised learning begin to dominate in VAD performance [Georgescu et al., 2021a; Ristea et al., 2022]. Specifically, [Georgescu et al., 2021a] manually define four pretext tasks for efficient learning of normal data patterns and [Ristea et al., 2022] proposes a masked dilated filter equipped with self-supervised reconstruction loss.

2.2 Overview of Explainable Methods

Explainable AI is essential to improving trust and transparency of AI-based systems [Adadi and Berrada, 2018]. In anomaly detection, explainability is an ethical and regulatory requirement particularly in safety critical domains [Li et al., 2022; Ramachandra et al., 2020]. Explainable anomaly detection approaches for visual data can be generally categorized into the following four types.

Attention-based methods. Attention-assisted training is often adopted for visual anomaly detection tasks [Venkataraman et al., 2020; Aich et al., 2023]. The visual attention values can be either computed using existing methods like Grad-CAM [Selvaraju et al., 2017] or manually computed by taking gradient w.r.t the desired layer or space [Kwon et al., 2020]. The attention maps are further employed to regularize training by enforcing some pre-defined rules or regulations. Such practice improves the performance of the anomaly detection methods by forcing the model to focus more on more possibly anomalous areas and strengthen anomaly localization. In addition, such attention-based methods make the method more interpretable since attentions reflect what the model is paying more attention to and can be further investigated for more advances in method level [Liu et al., 2020].

Input-perturbation-based methods. Input perturbation techniques, either adversarial [Wang et al., 2022c] or op-

posite [Liang et al., 2018; Hsu et al., 2020; Wang et al., 2022b], are frequently employed in general anomaly detection according to the nature of anomaly detection task setting that abnormal samples are the minority in number. Hence when the same magnitude of perturbation is applied, either in data-level [Liang et al., 2018; Hsu et al., 2020] or feature-level [Wang et al., 2022c], the outputs or activations of anomalies will be less robust than those of normal data on the whole. Therefore, explanations can be produced by observing the relationship between the perturbation and the corresponding responses.

Reasoning-based methods. With the recent rapid development of reasoning and causal learning in the machine learning field, a number of reasoning-based anomaly detection approaches have begun to emerge. For example, scene graphs are widely utilized for scene object relationship modeling and context reasoning in video anomaly detection [Chen et al., 2018; Sun et al., 2020; Doshi and Yilmaz, 2023]. Also, graph neural networks are adopted in various forms for better detection performance [Zhong et al., 2019; Markovitz et al., 2020]. There are also some path-breaking works incorporating the idea of causal inference [Lin et al., 2022], causal temporal relation learning [Wu and Liu, 2021] or knowledge graphs [Nesen and Bhargava, 2020]. These methods investigate the causal relations between objects, or between object and background, to provide reasonable explanations. Since logic and causation are related, such kinds of approaches study why the anomaly detection method can work from a more generic and essential angle.

Intrinsically interpretable methods.

There is another type of explainable visual anomaly detection approach which conducts post-model operations for anomaly reasoning [Szymanowicz et al., 2021; Reiss and Hoshen, 2022; Singh et al., 2022]. Many work employ different attributes of the objects to determine whether the current frame is abnormal or not. Attributes include velocity and pose [Reiss and Hoshen, 2022], high-level appearance [Hinami et al., 2017] and motion attributes [Singh et al., 2022]. Other methods investigate what causes anomalies in the form of Human-Object Interaction (HOI) vectors [Szymanowicz et al., 2021] or action recognition [Szymanowicz et al., 2022]. These methods are all essentially explainable and interpretable since they utilize the information extracted to perform logical inferences for anomaly discrimination.

3 Explainable Visual Anomaly Detection

3.1 Explainable Image Anomaly Detection

For image anomaly detection, either one-class classification or pixel-level anomaly segmentation, explainability and interpretability are of great significance to the understanding of why specific samples are considered as anomalies and the development of more advanced approaches. Explainable image anomaly detection approaches can be roughly grouped into three kinds: Attention-based IAD, Input-perturbation-based IAD and Generative-model-based IAD.

Method	Perturbation term	Magnitude ϵ	Score $S(x)$
ODIN (2017)	$-\epsilon \text{sign}(-\nabla_x \log S(x))$	searched	maximum softmax probability
Mahalanobis (2018)	$+\epsilon \text{sign}(\nabla_x S(x))$	searched	Mahalanobis distance-based confidence score
Generalized ODIN (2020)	$-\epsilon \text{sign}(-\nabla_x S(x))$	$\arg\max_{\epsilon} \sum_{x \in D_{\text{in}}^{\text{val}}} S(x)$	maximum softmax probability
SLA ² P (2021)	$-\epsilon \nabla_x \log S(x)$	searched	maximum softmax probability

Table 1: Summary of the detailed perturbation formula in input-perturbation-based image anomaly detection task. ϵ denotes the perturbation magnitude, sign denotes the signum function, $S(x)$ is some score function of x and $D_{\text{in}}^{\text{val}}$ denotes the in-distribution validation set. The dashed line means that the first three methods utilize pre-trained classifier output for $S(x)$ while the last one uses a self-supervised learned classifier.




Figure 2: Image from [Venkataramanan et al., 2020]. The proposed CAVGA approach employ the loss function named complementary guided attention to force the attention value map to cover all the normal regions and meanwhile to repress the abnormal attention on the normal images.

Attention-based IAD. Attention in image recognition mainly refer to the concept that the model regards some parts or locations of a map or image as more important or interesting. Attention can be 1) post hoc (calculated with a trained model in hand), or 2) learned in a data driven way. For the first type, the generated attention maps can be directly used to explain anomalies, as the high activation areas correspond to locations that the model pay more attention to and therefore indicate more abnormality. For instance, [Liu et al., 2020] generates attention from the latent space of a variational auto-encoder (VAE) through gradient calculation. Such attention maps are able to be adopted to detect anomalies in images. Also, [Liznerski et al., 2021] develops a Fully Convolutional Data Description method which maps the samples to an explanation attention map. There are some recent works which further take advantage of the post hoc attention to improve training. [Venkataramanan et al., 2020] makes use of the gradient-based attention to regularize the normal data training of the proposed convolutional adversarial VAE by proposing a loss called attention expansion to enforce the attention map to concentrate on all the normal parts. When having few anomalous training image in hand, they further puts forward a complementary guided attention loss regarding the proposed binary classifier to refrain the network from focusing on error-

neous areas. As illustrated in Fig. 2, such practice makes the network spare no effort to encode the normal patterns of the training images and feedback intensive responses in anomalous areas of images in the testing phase, accounting for why it outperforms the plain variants of autoencoders. [Kwon et al., 2020] takes the first attempt to exploit backpropagated gradients as representations to design anomaly score function and puts forward a novel directional gradient alignment constraint as part of the training loss function. For the second type of attention, [Ristea et al., 2022] introduces a channel attention mechanism after a masked convolutional layer for the reconstruction architecture design of the convolutional receptive field masked part. The proposed channel attention module is able to aggregate and recalibrate the feature information and selectively suppress reconstruction maps.

Input-perturbation-based IAD. In image-level anomaly detection tasks, input perturbation is a commonly adopted technique in both one-class classification (focusing on category difference) [Wang et al., 2022c] and out-of-distribution detection (focusing on dataset-wise distribution shift) [Liang et al., 2018; Hsu et al., 2020; Lee et al., 2018]. The input perturbation can be generally formulized as

$$x' = x + \text{perturbation term},$$

where x denotes the input data or feature, and x' denotes the perturbed data or feature. The perturbation term is usually in the form of a perturbation magnitude multiplying the gradient of some score function w.r.t. the input. Then the perturbed data or feature serve as input for anomaly score calculation. [Liang et al., 2018] is the pioneering work adopting input perturbation technique in anomaly detection. The proposed ODIN method takes the gradient of a pre-trained network and aims to increase the softmax score of any given input. [Hsu et al., 2020] generalizes ODIN via finding the maximum magnitude which maximizes the sum of the scores w.r.t. the in-distribution validation dataset. The generalized ODIN approach further enhances detection performance consistently. Instead of directly using softmax output scores, [Lee et al., 2018] proposes Mahalanobis distance-based confidence score, and the perturbation is added to increase the confidence score. Different from these OOD detection work which computes the gradient using a pretrained network, [Wang et al., 2022c] trains a neural network with feature-level self-supervised learning and adds perturbation on the feature embeddings using the trained classifier network. The detailed comparison of the input perturbations of these literature is summarized in Tab. 1. Despite the differences among these input-perturbation methods, the rationale

Method	Venue	Generative model type	Anomaly score function
AnoGAN [Schlegl et al., 2017]	IPMI	Generative Adversarial Network	recon.error + disc.score
Efficient-GAN-AD [Zenati et al., 2018]	ICLRW	Generative Adversarial Network	recon.error + disc.score
DAGMM [Zong et al., 2018]	ICLR	Gaussian Mixture Model	recon.feature
f-AnoGAN [Schlegl et al., 2019]	MIA	Generative Adversarial Network	recon.error
LSAND [Abati et al., 2019]	CVPR	Autoregressive Model	recon.error + likelihood
Genomics-OOD [Ren et al., 2019]	NeurIPS	Autoregressive Model	likelihood ratio
AD-FactorVAE [Liu et al., 2020]	CVPR	Variational Autoencoder	gradient-based attention map
likelihood Regret [Xiao et al., 2020]	NeurIPS	Variational Autoencoder	likelihood regret
AnoDDPM [Wyatt et al., 2022]	CVPRW	Diffusion Model	recon.error
Diffusion-anomaly [Wolleb et al., 2022]	MICCAI	Diffusion Model	recon.error
DDPM [Pinaya et al., 2022]	MICCAI	Diffusion Model	recon.error

Table 2: Summary of the generative-model-based image anomaly detection methods. Here ICLRW denotes ICLR Workshop and CVPRW denotes CVPR Workshop. The abbreviations recon.error represents reconstruction error, disc.score represents discrimination score and recon.feature symbols reconstruction features respectively.

that they can explain anomalous patterns is the same: owing to the nature of anomaly detection problem that anomalies are lower in quantity compared to the normal samples and that the modes of anomalies are more diverse, when applying the same amount of perturbation, the score alternations of them will be different from those of the normal data. Therefore we are able to examine the effect of output via input changes to generate reasonable explanations.

Generative-model-based IAD. Generative models (GM) are widely adopted in visual anomaly detection. As summarized in Tab. 2, the most commonly used GMs include Generative Adversarial Networks (GAN), Variational Autoencoders (VAE), Autoregressive Models, Diffusion Models and other variants of autoencoders. [Schlegl et al., 2017] is the first work to seamlessly combine GAN with image anomaly detection and localization task, where the reconstruction error of GAN and the discrimination score from the discriminator are jointly used for anomaly score design. This is because the GAN fail to reconstruct the anomalies well and the discriminator will regard the anomalies as fake since they only encounter normal ones in the training phase. zong2018deep jointly optimizes a Gaussian Mixture Model and a deep autoencoder, which integrates the autoencoding reconstruction and latent space density estimation. With the assistance of the additional estimation network, DAGMM is better at separating anomalies from normal ones in the learned low-dimensional space, unlike pure AEs which may encounter the overfitting problem that the AEs will reconstruct well for both normal and abnormal samples. Autoregressive models offer sequential predictions using previous observations, which facilitates autoregressive density estimation for anomaly detection problems. [Abati et al., 2019] employs a deep autoencoder together with an autoregressive estimator of density which learns the distribution of the latent representations via maximum likelihood principles and proves empirically this is an efficient regularizer for anomaly detection. Furthermore, [Ren et al., 2019] demonstrates that likelihood from generative model-based anomaly detection methods is problematic due to the background statistics and proposes a novel likelihood ratio based anomaly score. The key finding is that likelihood value is mainly controlled by the background pix-

els while likelihood ratios concentrate more on the semantic information, which explains why likelihood ratio is a more preferable choice for anomaly score for one-class classification. Similarly, [Xiao et al., 2020] addresses the problem that generative models, especially VAEs, tend to assign higher likelihoods on some types of OOD samples through defining a new OOD detection score dubbed as Likelihood Regret. They show that the Likelihood Regret can be viewed as a specific form of log ratio of the likelihood from VAE. It is effective in separating anomalies out in that the increase of likelihood through substituting the configuration of model with the optimal configuration for the unitary sample ought to be comparatively small for normal samples and large for anomalous ones thanks to the fact that the VAE is trained well on the normal training data. [Liu et al., 2020] also utilizes VAE for anomaly detection, but instead use gradient-based attention map generated from the latent space of VAE for anomaly detection and localization in images. More recently, diffusion models exhibit superior image generation ability and hence emerge in anomaly detection research. For example, AnoDDPM [Wyatt et al., 2022] proposes a partial diffusion strategy with simplex noise for medical image anomaly detection and localization. [Wolleb et al., 2022] integrates DDPM [Ho et al., 2020] with a binary classifier for medical image anomaly segmentation and [Pinaya et al., 2022] devises a diffusion model for fast brain image anomaly segmentation. The critical advantage of the Diffusion Model for explainability is that each step in the forward step and reverse step has a closed form, which enables people to visualize the latent outputs of each step to investigate how anomalies are ruled out in the diffusion process and where the model pays more attention.

3.2 Explainable Video Anomaly Detection

Explainability is a critical component in video anomaly detection. Currently, there is no particular definition of explainability in video anomaly detection. Also, it is not quantifiable. Thus, existing methods explain themselves by providing some high-level ideas, such as anomaly localization, action recognition, and some of them are intrinsically interpretable. In this section, we divide them into three main categories, including Attention-based methods, Reasoning-based methods, and Intrinsic interpretable methods.

Methods	References
Attention-based	[Purwanto <i>et al.</i> , 2021; Pang <i>et al.</i> , 2020; Venkataramanan <i>et al.</i> , 2020]
Reasoning-based	[Doshi and Yilmaz, 2023; Nesen and Bhargava, 2020; Chen <i>et al.</i> , 2018; Wu and Liu, 2021]
Intrinsic interpretable	[Singh <i>et al.</i> , 2022; Hinami <i>et al.</i> , 2017; Reiss and Hoshen, 2022; Szymanowicz <i>et al.</i> , 2022; Szymanowicz <i>et al.</i> , 2021]

Table 3: Summary of explainable methods in video anomaly detection task.




Figure 3: Image from [Pang *et al.*, 2020]. The left-side of the illustration shows manually labeled anomalies in the original inputs (represented by red rectangles), while the right-side displays the CAM based saliency maps generated by their method.

Attention-based methods. Attention-based methods are low-level explainable methods that give human insights into what a model is looking at. In other words, they highlight the pixels that contribute the most to the prediction. According to the attention map they produce, we can have a better idea of what specific areas do the model mainly focuses on and whether the area is aligned with human prior knowledge. In this case, it is very easy to troubleshoot the errors that the model makes. The key idea of attention-based methods is to capture the gradient. How to calculate the gradient and how to use them to explain the model are the novel parts of this kind of method. [Pang *et al.*, 2020] used a simple approach, class activation mapping (CAM) [Zhou *et al.*, 2016], to calculate attention weights. They then localized the identified anomaly by looking at high activation values on the attention map. [Purwanto *et al.*, 2021] employed a self-attention mechanism to model the relationships among the nodes in spatio-temporal graphs. They constructed conditional random fields as nodes and learned self-attention on them. Visualization of the heat map on the self-attention random fields reveals the location of the anomaly. Other papers, such as [Venkataramanan *et al.*, 2020], also use attention to localize the anomaly and give an explanation based on that. Although the attention map indicates the importance of a specific region or features that play an important role in the prediction, it cannot explain why a model makes a correct or wrong prediction. For example, in Fig. 3, the attention map indicates a larger region than the anomaly, which reveals little information. Also, as [Cao and Wu, 2022] discussed, a random ResNet can provide an attention map that can capture the foreground object. In this case, it tells nothing even if it gives an accurate prediction.

Reasoning-based methods. Different from the attention based method, reasoning based methods focus on giving high-level explanations by providing some context reasoning techniques, such as knowledge graph, scene graph, causal in-

ference. They explain the model in a semantic way that considers the foreground objects and the background information together. For example, [Doshi and Yilmaz, 2023] proposed a framework with a global monitor and a local monitor. The global monitor constructs a scene graph that captures the global information, and the local monitor focuses on the human pose. The monitoring of each interplay is done by calculating its semantic similarity to a set of normal embeddings derived from the data of the training stage. This is typically achieved by mapping the (subject, predicate, object) triplet into some numerical vectors employing a semantic embedding network. The aim of metric learning is to determine the presence or absence of anomalies contingent on the interaction embeddings. During the training process, positive samples are selected at random from the normal training dataset, while negative samples are randomly chosen from a set of artificially generated anomalous interaction triplets, for instance, "a person hitting a person." The objective is to lessen the distance between positive samples and enlarge the distance between negative samples. In this way, during testing, when an anomaly occurs, it can accurately identify the cause and provide interpretations. Similarly, [Chen *et al.*, 2018] relied on scene graphs to interpret anomalies. However, it used multiclass SVM and naive Bayesian to detect anomalies.

The knowledge graph can also capture semantic information. [Nesen and Bhargava, 2020] constructed a knowledge graph by aligning prior knowledge and recognized objects, which provides a semantic understanding of a video. For example, a supercar in a poor district is regarded as an anomaly event. Technically, the connection between the ontology of the knowledge graph and the objects detected in a video is established by evaluating the similarity between entities within the frame. In addition, causal inference is born to explain models. [Wu and Liu, 2021] proposed a causal temporal relation module that leverages temporal connections between video snippets, which simultaneously investigates semantic similarity and positional prior which are two kinds of temporal relationships. Reasoning-based methods provide high-level explanations that are similar to human understanding. However, it is more complicated and requires high quality object recognition model in the first place. In other words, it will fail if an object is misclassified.

Intrinsically interpretable methods. Intrinsically interpretable methods are the dominant explainable way in video anomaly detection. They can be further divided into two categories: a) post-model interpretable methods, and b) in-model attributes interpretation methods. Post-model interpretable methods explain anomalies by analyzing differences between the ground truth and the prediction of the model. These differences reveal normal patterns that the model learns and the abnormal events that deviate from normal videos. In fact,

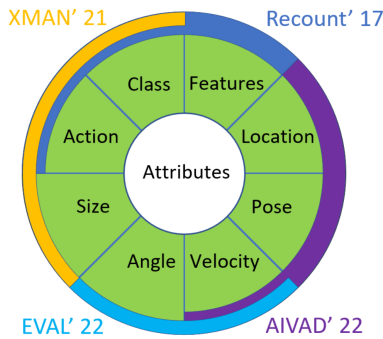


Figure 4: Visualization of the attributes that are applied in existing methods. Those attributes are object-level. Class indicates the object category, like person, bag; features indicate the feature of an object, such as white, young and size refers the size of bounding box.

most reconstruction-based or prediction-based methods have explainability to some degree and belong to post-model interpretable methods. For example, [Szymanowicz *et al.*, 2022] trained a network based on future frame prediction. The predicted frame is compared to the ground truth frame and results in a pixel-level error map. Notably, although the error map looks like the attention map, they are essentially different. The attention map reveals the weight of each pixel, while the error map indicates the prediction error based on each pixel. Based on the error map, it is easy to locate the error region. The object classification and the action recognition model are then applied to classify and explain the anomalies.

On the other hand, attributes interpretation methods make use of object attributes to determine whether an object is normal or abnormal. As illustrated in Fig. 4, most of them adopt attributes that are based on prior knowledge, such as velocity, pose, motion, action and location. For example, [Singh *et al.*, 2022] proposed a framework that extracts a high-level representation of each video volume using appearance and motion networks. They choose the motion angle and velocity as the attributes to help explain the model. The exemplar selection method is applied to select a representative subset of video volumes for a given spatial region, whose object and its corresponding angle and velocity are stored in the memory bank. During testing, a video sequence is classified as an anomaly if it is different from exemplars. Thus, the explanation can be made by the high-level representation. In particular, the appearance and motion components of the combined feature vector are mapped to high-level attributes using the last fully connected layer of their respective networks. There are some other papers using different attributes. [Hinami *et al.*, 2017] considered object class and corresponding features and actions. They judge anomaly by predicting anomaly scores of each visual concept. The reason of the anomaly can be inferred from these concepts if one concept is largely deviating from normal patterns. [Reiss and Hoshen, 2022] regard velocity, pose and deep as attributes to interpret anomaly. Similarly, these features provide predictions and explanations for anomalies. [Szymanowicz *et al.*, 2021] paid more attention to interactions, so they encoded object category, interaction and size of bounding box and trained a Gaussian Mixture Model (GMM) from these representations.

In summary, intrinsically interpretable methods can give straightforward explanations without many complicated operations. Although they cannot give some high-level ideas like reasoning based methods, object attributes perspective is able to explain most anomalies. However, it is important to choose features manually, which requires the human understanding of a particular dataset.

4 Future Directions

Quantifying explainable methods. In the VAD task, there are plenty of explainable methods that give explanations from every aspect, including pixel-level, object-level, and so on. However, none of them has quantified their explanation performance. [Szymanowicz *et al.*, 2021] tried to quantify the explanation performance by showing the anomaly classification performance, but other methods can barely follow due to the different explanation directions. In this case, rather than showing some selected examples to prove the effectiveness of one method, it is better to quantify the effectiveness of an explainable method. For example, if a method gives an explanation by providing an attention map to illustrate the explanation, it is preferred to use the Intersection Over Union metric like the image segmentation task. In addition, a dataset with such ground truths is also needed to achieve the target.

Explaining the anomaly detection methods involving self-supervised learning. Current state-of-the-art visual anomaly detection approaches, either for the image or video data, are more or less related to self-supervised learning [Tack *et al.*, 2020; Georgescu *et al.*, 2021a; Wang *et al.*, 2022c]. However, there exist few work clearly explaining why creating pretext tasks can improve anomaly detection performance. The main difficulty in interpreting the self-supervised anomaly detection techniques lies in that it is hard to explain the performance difference between the normal and abnormal samples on the auxiliary task. To investigate the explainability of such methods, researchers may need to refer to the theory of self-supervision and data augmentation.

Building new benchmarks for explainable visual anomaly detection. Existing image and video anomaly detection benchmarks [Bergmann *et al.*, 2019; Mahadevan *et al.*, 2010; Lu *et al.*, 2013; Liu *et al.*, 2018a] are still too simple and ideal for real-world applications. One unavoidable and important issue is that normal objects or behaviors in one background might be normal in another. For instance, two people punching each other are considered as normal on the boxing ring, while abnormal in the classroom. Therefore new benchmarks are in need to handle such deceptive cases and the desired methods are supposed to be able to conduct reasoning among the background and objects with sensible explanations.

5 Conclusion

This paper presents the first survey on explainable anomaly detection for visual data. The explainable and interpretable anomaly detection approaches for both images and videos are thoroughly summarized and how these methods explain the anomaly identification process is well elaborated. The survey is closed by pointing out some future directions for the deeper and better understanding of visual anomaly detection.

References

- [Abati *et al.*, 2019] Davide Abati, Angelo Porrello, Simone Calderara, and Rita Cucchiara. Latent space autoregression for novelty detection. In *CVPR*, 2019.
- [Adadi and Berrada, 2018] Amina Adadi and Mohammed Berrada. Peeking inside the black-box: a survey on explainable artificial intelligence (xai). *IEEE access*, 2018.
- [Aich *et al.*, 2023] Abhishek Aich, Kuan-Chuan Peng, and Amit K Roy-Chowdhury. Cross-domain video anomaly detection without target domain adaptation. In *WACV*, 2023.
- [Bergmann *et al.*, 2019] Paul Bergmann, Michael Fauser, David Sattlegger, and Carsten Steger. Mvtec ad—a comprehensive real-world dataset for unsupervised anomaly detection. In *CVPR*, 2019.
- [Bergmann *et al.*, 2020] Paul Bergmann, Michael Fauser, David Sattlegger, and Carsten Steger. Uninformed students: Student-teacher anomaly detection with discriminative latent embeddings. In *CVPR*, 2020.
- [Cao and Wu, 2022] Yun-Hao Cao and Jianxin Wu. A random cnn sees objects: One inductive bias of cnn and its applications. In *AAAI*, 2022.
- [Chen *et al.*, 2018] NF Chen, Zhiyuan Du, and Khin Hua Ng. Scene graphs for interpretable video anomaly classification. In *NeurIPS Workshop on Visually Grounded Interaction and Language*, 2018.
- [Chen *et al.*, 2022] Chengwei Chen, Yuan Xie, Shaohui Lin, Angela Yao, Guannan Jiang, Wei Zhang, Yanyun Qu, Ruizhi Qiao, Bo Ren, and Lizhuang Ma. Comprehensive regularization in a bi-directional predictive network for video anomaly detection. In *AAAI*, 2022.
- [Cohen and Avidan, 2022] Matan Jacob Cohen and Shai Avidan. Transformally-two (feature spaces) are better than one. In *CVPR*, 2022.
- [Doshi and Yilmaz, 2023] Keval Doshi and Yasin Yilmaz. Towards interpretable video anomaly detection. In *WACV*, 2023.
- [Georgescu *et al.*, 2021a] Mariana-Iuliana Georgescu, Antonio Barbalau, Radu Tudor Ionescu, Fahad Shahbaz Khan, Marius Popescu, and Mubarak Shah. Anomaly detection in video via self-supervised and multi-task learning. In *CVPR*, 2021.
- [Georgescu *et al.*, 2021b] Mariana Iuliana Georgescu, Radu Tudor Ionescu, Fahad Shahbaz Khan, Marius Popescu, and Mubarak Shah. A background-agnostic framework with adversarial training for abnormal event detection in video. *IEEE TPAMI*, 2021.
- [Gong *et al.*, 2019] Dong Gong, Lingqiao Liu, Vuong Le, Budhadyta Saha, Moussa Reda Mansour, Svetha Venkatesh, and Anton van den Hengel. Memorizing normality to detect anomaly: Memory-augmented deep autoencoder for unsupervised anomaly detection. In *CVPR*, 2019.
- [Hasan *et al.*, 2016] Mahmudul Hasan, Jonghyun Choi, Jan Neumann, Amit K Roy-Chowdhury, and Larry S Davis. Learning temporal regularity in video sequences. In *CVPR*, 2016.
- [Hinami *et al.*, 2017] Ryota Hinami, Tao Mei, and Shin’ichi Satoh. Joint detection and recounting of abnormal events by learning deep generic knowledge. In *ICCV*, 2017.
- [Ho *et al.*, 2020] Jonathan Ho, Ajay Jain, and Pieter Abbeel. Denoising diffusion probabilistic models. *NeurIPS*, 2020.
- [Hochreiter and Schmidhuber, 1997] Sepp Hochreiter and Jürgen Schmidhuber. Long short-term memory. *Neural computation*, 1997.
- [Hsu *et al.*, 2020] Yen-Chang Hsu, Yilin Shen, Hongxia Jin, and Zsolt Kira. Generalized odin: Detecting out-of-distribution image without learning from out-of-distribution data. In *CVPR*, 2020.
- [Krizhevsky *et al.*, 2009] Alex Krizhevsky, Geoffrey Hinton, et al. Learning multiple layers of features from tiny images. 2009.
- [Kwon *et al.*, 2020] Gukyeon Kwon, Mohit Prabhushankar, Dogancan Temel, and Ghassan AlRegib. Backpropagated gradient representations for anomaly detection. In *ECCV*, 2020.
- [Langone *et al.*, 2020] Rocco Langone, Alfredo Cuzzocrea, and Nikolaos Skantzos. Interpretable anomaly prediction: Predicting anomalous behavior in industry 4.0 settings via regularized logistic regression tools. *Data & Knowledge Engineering*, 2020.
- [Lee *et al.*, 2018] Kimin Lee, Kibok Lee, Honglak Lee, and Jinwoo Shin. A simple unified framework for detecting out-of-distribution samples and adversarial attacks. *NeurIPS*, 2018.
- [Li *et al.*, 2022] Zhong Li, Yuxuan Zhu, and Matthijs van Leeuwen. A survey on explainable anomaly detection. *arXiv preprint arXiv:2210.06959*, 2022.
- [Liang *et al.*, 2018] Shiyu Liang, Yixuan Li, and R. Srikant. Enhancing the reliability of out-of-distribution image detection in neural networks. In *ICLR*, 2018.
- [Lin *et al.*, 2022] Xiangru Lin, Yuyang Chen, Guanbin Li, and Yizhou Yu. A causal inference look at unsupervised video anomaly detection. 2022.
- [Liu *et al.*, 2018a] Wen Liu, Weixin Luo, Dongze Lian, and Shenghua Gao. Future frame prediction for anomaly detection—a new baseline. In *CVPR*, 2018.
- [Liu *et al.*, 2018b] Wen Liu, Weixin Luo, Dongze Lian, and Shenghua Gao. Future frame prediction for anomaly detection—a new baseline. In *CVPR*, 2018.
- [Liu *et al.*, 2020] Wenqian Liu, Runze Li, Meng Zheng, Srikrishna Karanam, Ziyang Wu, Bir Bhanu, Richard J Radke, and Octavia Camps. Towards visually explaining variational autoencoders. In *CVPR*, 2020.
- [Liu *et al.*, 2021] Zhian Liu, Yongwei Nie, Chengjiang Long, Qing Zhang, and Guiqing Li. A hybrid video anomaly detection framework via memory-augmented flow reconstruction and flow-guided frame prediction. In *ICCV*, 2021.
- [Liznerski *et al.*, 2021] Philipp Liznerski, Lukas Ruff, Robert A. Vandermeulen, Billy Joe Franks, Marius Kloft, and Klaus-Robert Müller. Explainable deep one-class classification. In *ICLR*, 2021.
- [Lu *et al.*, 2013] Cewu Lu, Jianping Shi, and Jiaya Jia. Abnormal event detection at 150 fps in matlab. In *ICCV*, 2013.
- [Luo *et al.*, 2017] Weixin Luo, Wen Liu, and Shenghua Gao. Remembering history with convolutional lstm for anomaly detection. In *ICME*, 2017.
- [Mahadevan *et al.*, 2010] Vijay Mahadevan, Weixin Li, Viral Bhalodia, and Nuno Vasconcelos. Anomaly detection in crowded scenes. In *CVPR*, 2010.
- [Markovitz *et al.*, 2020] Amir Markovitz, Gilad Sharir, Itamar Friedman, Lihi Zelnik-Manor, and Shai Avidan. Graph embedded pose clustering for anomaly detection. In *CVPR*, 2020.
- [Mohammadi *et al.*, 2021] Bahram Mohammadi, Mahmood Fathy, and Mohammad Sabokrou. Image/video deep anomaly detection: A survey. *arXiv preprint arXiv:2103.01739*, 2021.
- [Nesen and Bhargava, 2020] Alina Nesen and Bharat Bhargava. Knowledge graphs for semantic-aware anomaly detection in video. In *AIKE*, 2020.

- [Pang *et al.*, 2020] Guansong Pang, Cheng Yan, Chunhua Shen, Anton van den Hengel, and Xiao Bai. Self-trained deep ordinal regression for end-to-end video anomaly detection. In *CVPR*, 2020.
- [Pang *et al.*, 2021] Guansong Pang, Choubo Ding, Chunhua Shen, and Anton van den Hengel. Explainable deep few-shot anomaly detection with deviation networks. *arXiv preprint arXiv:2108.00462*, 2021.
- [Pinaya *et al.*, 2022] Walter HL Pinaya, Mark S Graham, Robert Gray, Pedro F Da Costa, Petru-Daniel Tudosiu, Paul Wright, Yee H Mah, Andrew D MacKinnon, James T Teo, Rolf Jager, et al. Fast unsupervised brain anomaly detection and segmentation with diffusion models. In *MICCAI*, 2022.
- [Purwanto *et al.*, 2021] Didik Purwanto, Yie-Tarng Chen, and Wen-Hsien Fang. Dance with self-attention: A new look of conditional random fields on anomaly detection in videos. In *ICCV*, 2021.
- [Ramachandra *et al.*, 2020] Bharathkumar Ramachandra, Michael J Jones, and Ranga Raju Vatsavai. A survey of single-scene video anomaly detection. *IEEE TPAMI*, 2020.
- [Reiss and Hoshen, 2022] Tal Reiss and Yedid Hoshen. Attribute-based representations for accurate and interpretable video anomaly detection. *arXiv preprint arXiv:2212.00789*, 2022.
- [Reiss *et al.*, 2021] Tal Reiss, Niv Cohen, Liron Bergman, and Yedid Hoshen. Panda: Adapting pretrained features for anomaly detection and segmentation. In *CVPR*, 2021.
- [Ren *et al.*, 2019] Jie Ren, Peter J Liu, Emily Fertig, Jasper Snoek, Ryan Poplin, Mark Depristo, Joshua Dillon, and Balaji Lakshminarayanan. Likelihood ratios for out-of-distribution detection. *NeurIPS*, 2019.
- [Ristea *et al.*, 2022] Nicolae-Cătălin Ristea, Neelu Madan, Radu Tudor Ionescu, Kamal Nasrollahi, Fahad Shahbaz Khan, Thomas B Moeslund, and Mubarak Shah. Self-supervised predictive convolutional attentive block for anomaly detection. In *CVPR*, 2022.
- [Ronneberger *et al.*, 2015] Olaf Ronneberger, Philipp Fischer, and Thomas Brox. U-net: Convolutional networks for biomedical image segmentation. In *MICCAI*, 2015.
- [Roth *et al.*, 2022] Karsten Roth, Latha Pemula, Joaquin Zepeda, Bernhard Schölkopf, Thomas Brox, and Peter Gehler. Towards total recall in industrial anomaly detection. In *CVPR*, 2022.
- [Salehi *et al.*, 2021] Mohammadreza Salehi, Niusha Sadjadi, Soroosh Baselizadeh, Mohammad H Rohban, and Hamid R Rabiee. Multiresolution knowledge distillation for anomaly detection. In *CVPR*, 2021.
- [Schlegl *et al.*, 2017] Thomas Schlegl, Philipp Seeböck, Sebastian M Waldstein, Ursula Schmidt-Erfurth, and Georg Langs. Unsupervised anomaly detection with generative adversarial networks to guide marker discovery. In *IPMI*, 2017.
- [Schlegl *et al.*, 2019] Thomas Schlegl, Philipp Seeböck, Sebastian M Waldstein, Georg Langs, and Ursula Schmidt-Erfurth. fanogan: Fast unsupervised anomaly detection with generative adversarial networks. *Medical image analysis*, 2019.
- [Selvaraju *et al.*, 2017] Ramprasaath R. Selvaraju, Michael Cogswell, Abhishek Das, Ramakrishna Vedantam, Devi Parikh, and Dhruv Batra. Grad-cam: Visual explanations from deep networks via gradient-based localization. In *ICCV*, 2017.
- [Singh *et al.*, 2022] Ashish Singh, Michael J Jones, and Erik Learned-Miller. Eval: Explainable video anomaly localization. *arXiv preprint arXiv:2212.07900*, 2022.
- [Sun *et al.*, 2020] Che Sun, Yunde Jia, Yao Hu, and Yuwei Wu. Scene-aware context reasoning for unsupervised abnormal event detection in videos. In *WACV*, 2020.
- [Szymanowicz *et al.*, 2021] Stanislaw Szymanowicz, James Charles, and Roberto Cipolla. X-man: Explaining multiple sources of anomalies in video. In *CVPR*, 2021.
- [Szymanowicz *et al.*, 2022] Stanislaw Szymanowicz, James Charles, and Roberto Cipolla. Discrete neural representations for explainable anomaly detection. In *WACV*, 2022.
- [Tack *et al.*, 2020] Jihoon Tack, Sangwoo Mo, Jongheon Jeong, and Jinwoo Shin. Csi: Novelty detection via contrastive learning on distributionally shifted instances. *NeurIPS*, 2020.
- [Tang *et al.*, 2020] Yao Tang, Lin Zhao, Shanshan Zhang, Chen Gong, Guangyu Li, and Jian Yang. Integrating prediction and reconstruction for anomaly detection. *Pattern Recognition Letters*, 2020.
- [Venkataramanan *et al.*, 2020] Shashanka Venkataramanan, Kuan-Chuan Peng, Rajat Vikram Singh, and Abhijit Mahalanobis. Attention guided anomaly localization in images. In *ECCV*, 2020.
- [Wang *et al.*, 2022a] Guodong Wang, Yunhong Wang, Jie Qin, Dongming Zhang, Xiuguo Bao, and Di Huang. Video anomaly detection by solving decoupled spatio-temporal jigsaw puzzles. In *ECCV*, 2022.
- [Wang *et al.*, 2022b] Yizhou Wang, Can Qin, Yue Bai, Yi Xu, Xu Ma, and Yun Fu. Making reconstruction-based method great again for video anomaly detection. In *ICDM*, 2022.
- [Wang *et al.*, 2022c] Yizhou Wang, Can Qin, Rongzhe Wei, Yi Xu, Yue Bai, and Yun Fu. Self-supervision meets adversarial perturbation: A novel framework for anomaly detection. In *CIKM*, 2022.
- [Wolleb *et al.*, 2022] Julia Wolleb, Florentin Bieder, Robin Sandkühler, and Philippe C Cattin. Diffusion models for medical anomaly detection. In *MICCAI*, 2022.
- [Wu and Liu, 2021] Peng Wu and Jing Liu. Learning causal temporal relation and feature discrimination for anomaly detection. *IEEE TIP*, 2021.
- [Wyatt *et al.*, 2022] Julian Wyatt, Adam Leach, Sebastian M Schmon, and Chris G Willcocks. Anoddpm: Anomaly detection with denoising diffusion probabilistic models using simplex noise. In *CVPR Workshop*, 2022.
- [Xiao *et al.*, 2020] Zhisheng Xiao, Qing Yan, and Yali Amit. Likelihood regret: An out-of-distribution detection score for variational auto-encoder. *NeurIPS*, 2020.
- [Yu *et al.*,] Guang Yu, Siqi Wang, Zhiping Cai, En Zhu, Chuanfu Xu, Jianping Yin, and Marius Kloft. Cloze test helps: Effective video anomaly detection via learning to complete video events. In *ACM MM*.
- [Zenati *et al.*, 2018] Houssam Zenati, Chuan Sheng Foo, Bruno Lecouat, Gaurav Manek, and Vijay Ramaseshan Chandrasekhar. Efficient gan-based anomaly detection. *ICLR Workshop*, 2018.
- [Zhong *et al.*, 2019] Jia-Xing Zhong, Nannan Li, Weijie Kong, Shan Liu, Thomas H Li, and Ge Li. Graph convolutional label noise cleaner: Train a plug-and-play action classifier for anomaly detection. In *CVPR*, 2019.
- [Zhou *et al.*, 2016] Bolei Zhou, Aditya Khosla, Agata Lapedriza, Aude Oliva, and Antonio Torralba. Learning deep features for discriminative localization. In *CVPR*, 2016.

[Zong *et al.*, 2018] Bo Zong, Qi Song, Martin Renqiang Min, Wei Cheng, Cristian Lumezanu, Daeki Cho, and Haifeng Chen. Deep autoencoding gaussian mixture model for unsupervised anomaly detection. In *ICLR*, 2018.