

The Josephson junction as a quantum engine

Robert Alicki,^{1,*} Michał Horodecki,^{1,†} Alejandro Jenkins,^{1,2,‡} Marcin Lobejko,^{1,§} and Gerardo Suárez^{1,¶}

¹*International Centre for Theory of Quantum Technologies (ICTQT), University of Gdańsk, 80-308, Gdańsk, Poland*

²*Laboratorio de Física Teórica y Computacional, Escuela de Física,
Universidad de Costa Rica, 11501-2060, San José, Costa Rica*

(Dated: March 6, 2023)

We treat the Cooper pairs in the superconducting electrodes of a Josephson junction (JJ) as an open system, coupled via Andreev scattering to external baths of electrons. The disequilibrium between the baths generates the DC bias applied to the JJ. In the weak-coupling limit we obtain a Markovian master equation that provides a simple dynamical description consistent with the main features of the JJ, including the form of the current-voltage characteristic, its hysteresis, and the appearance under AC driving of discrete Shapiro steps. For small dissipation, our model also exhibits a self-oscillation of the JJ's electrical dipole with frequency $\omega = 2eV/\hbar$ around mean voltage V . This self-oscillation, associated with “hidden attractors” of the nonlinear equations of motion, explains the observed production of non-thermal radiation with frequency ω and its harmonics. We argue that this picture of the JJ as a quantum engine resolves open questions about the Josephson effect as an irreversible process and could open new perspectives in quantum thermodynamics and in the theory of dynamical systems.

CONTENTS

I. Introduction	2
II. Need for open-system approach	3
A. Macroscopic wave function	3
B. RCSJ model	4
C. Feedback in engines	5
III. Irreversible dynamics	7
A. Markovian master equation	7
B. Josephson Junction model	7
IV. Current-voltage characteristic	10
A. Critical and re-trapping currents	11
B. Stability and hysteresis	12
C. Bifurcation analysis	13
D. Interference	14
E. Shapiro steps	15
V. Self-oscillation	16
A. Hidden attractors	16
B. Numerical simulations	17
VI. Electromagnetic radiation	20
A. Superradiance dynamics	20
B. Radiation into open space	21
C. Cavity enhancement	22
VII. Discussion	22
Acknowledgments	23

* robert.alicki@ug.edu.pl

† michal.horodecki@ug.edu.pl

‡ alejandro.jenkins@ug.edu.pl

§ marcin.lobejko@ug.edu.pl

¶ gerardo.suarez@phdstud.ug.edu.pl

I. INTRODUCTION

In 1962, Josephson predicted that two superconducting electrodes separated by a thin insulating barrier should exhibit interesting properties associated with the tunneling through that barrier of Cooper pairs (bound states of two electrons, whose condensation at low temperatures accounts for superconductivity) [1]. The tunneling current through such a “Josephson junction” (JJ) is usually expressed as

$$I_J = I_c \sin \phi \quad (1)$$

where I_c is a constant (the “critical current”) corresponding to the maximum value of the supercurrent that the JJ can support and ϕ is the difference in the phases of the Ginzburg-Landau wavefunctions for each of the electrodes. If a direct-current (DC) bias is applied, the phase varies in time as

$$\dot{\phi} = \frac{2eV}{\hbar}. \quad (2)$$

where V is voltage jump across the junction. Combining Eqs. (1) and (2), the constant bias V should generate an alternating current (AC) through the junction of the form

$$I_J(t) = I_c \sin \left(\phi_0 + \frac{2eVt}{\hbar} \right). \quad (3)$$

Josephson’s main predictions were soon confirmed by experiment [2, 3] and the JJ has since been an active subject of research in both pure and applied physics; see [4–7] and references therein.

The JJ’s conversion of a constant bias $V > 0$ into an alternating current I_J (we refer to such a process as “DC \rightarrow AC”) implies that the JJ should be understood as an electrical *self-oscillator* [8]. The first practical DC \rightarrow AC converter was built by Hertz in 1887 using a spark gap (two conductors separated by a thin gap filled with ambient air), allowing him to produce electrical oscillations with frequencies ~ 100 MHz [9]. Hertz used this spark-gap oscillator to study the properties of electromagnetic waves. The spark gap then became the basis of radio technology, until it was replaced by the related “singing arc” of Duddell [10], and later by triode self-oscillators (see, e.g., [11, 12] and references therein). These developments motivated a sophisticated mathematical theory of classical self-oscillation by Poincaré, Andronov, Hopf, van der Pol, and others. That approach has been based principally on the theory of ordinary differential equations and of nonlinear phenomena.¹

Meanwhile, the subject of DC \rightarrow AC and of self-oscillation more generally has attracted relatively little attention in theoretical physics. According to Le Corbeiller,

there is some danger that the beauty of these kinematic developments could lead the student or reader into forgetting the physical relationships in the actual *oscillator*, the energy exchanges in particular, as Charles Fabry pointed out to the writer about 1929. Papers [15, 16] were inspired by this remark. [17]

The present work pursues, in a quantum context, the program suggested long ago by Fabry and Le Corbeiller —and advanced more recently by some of the present authors— of describing self-oscillators as *engines* that generate work cyclically and irreversibly, at the expense of an external thermodynamic disequilibrium [8, 18].

Motivated by these considerations, in this article we propose a simple model of the JJ as an *open quantum system*, consisting of the superconducting Cooper pairs, weakly coupled to two external baths of electrons (each bath corresponds to a terminal of the battery that provides the DC bias). Our description is based on the Markovian master equation (MME) for the irreversible dynamics of the open system. Our model modifies the form of the relations between the JJ’s tunneling current, voltage, and phase that appear in the literature [Eqs. (1), (2), and (3)], while giving the right properties for the JJ’s current-voltage characteristic, including the hysteresis seen when the dissipation is small and the “Shapiro steps” that appear when the JJ is placed in an oscillating electric field.

The nonlinear dynamical equations resulting from our model also exhibit *self-oscillations* about stable fixed points on the JJ’s current-voltage characteristic. For small dissipation and significant bias voltage V , we find that a finite but small perturbation can take the system out of the fixed point’s basin of attraction, allowing the JJ’s electrical

¹ For an interesting discussion of Poincaré’s seminal contribution to this subject, its connection to the singing arc problem, and the relation to subsequent work by other mathematical scientists, see [12]. On the early history of the singing arc and its applications, as well as its connection with the modern concept of “memristor”, see [13, 14].

dipole to self-oscillate with frequency $\omega = 2eV/\hbar$. This sort of structure has been called a “hidden attractor” in the theory of dynamical systems [19]. We will argue that this provides a picture, consistent with the principles of thermodynamics, of how the JJ can act as an *engine* that cyclically generates work in the form of monochromatic radiation at the frequency ω and its harmonics.

Such non-thermal radiation from a JJ has been observed experimentally, both as electromagnetic waves (photons) [21–25] and as sound (phonons) [26, 27]. The emission of photons by the JJ is enhanced when the device is coupled to a “Fiske resonance” (as in the setups described in [21, 22, 24]), or placed inside a resonant cavity (as in [23, 25]), but the JJ itself must exhibit a self-oscillating engine dynamics in order to account for the non-thermal photon emission. That the JJ is an autonomous engine, which extracts work from the disequilibrium of the external baths, is also demonstrated experimentally by the fact that the JJ’s rotating phase can be used to pump a current along another circuit, as demonstrated experimentally in [28]. Note that quantum thermal machines have been proposed based on a circuit involving a JJ coupled to cavities [29, 30]. Here, instead, we are concentrating on the question of to what extent the JJ works *itself* is a (chemical) engine.

Textbooks in electronics distinguish between *active* devices that can amplify the power that they receive from the circuit, and *passive* devices that cannot. Horowitz and Hill note that active devices are characterized “by their ability to make oscillators, by feeding from output signal back into the input,” i.e., to self-oscillate [31]. In this classification, resistors, capacitors, and inductors are passive, whereas triodes, transistors, operational amplifiers, and JJ’s are active.

The plan for this article is as follows: In Sec. IIIB we start by reviewing the existing theoretical descriptions of the JJ, based on the two-component macroscopic wave-function and the “resistively and capacitively shunted junction” (RCSJ). We will argue that these treatments are not quite consistent. Instead, one should regard the JJ as a quantum engine, in which the “working substance” of the Cooper-pair condensates in the JJ’s electrodes extracts work cyclically from the external disequilibrium between two baths of electrons. Electrons from a bath can combine to form a Cooper pair in the system, and a Cooper pair from the system may decay into two electrons in a bath. This system-bath interaction corresponds to the well known process of Andreev scattering [32]. We describe the dynamics of this open system using a Markovian master equation (MME). From this MME we obtain coupled ordinary differential equations that describe the evolution in time of the JJ’s voltage V and of the coherence z of the JJ considered as a macroscopic two-level quantum system.

In Sec. IV we study the equilibria of these equations of motion and their linear stability, obtaining a current-voltage characteristic whose features are consistent with the observed properties of a JJ. In Sec. V we study the dynamics of the model, and find that it exhibits “hidden attractors” that can account for the self-oscillation of the electric dipole that causes a DC-biased JJ to emit non-thermal, monochromatic radiation at the Josephson frequency $\Omega = 2eV/\hbar$. The details of how this radiation is produced, and how it is enhanced by coupling to a resonant cavity, are considered in Sec. VI. This allows us to obtain an expression for the thermodynamic efficiency of the JJ as an engine, with the integrated power of the non-thermal radiation considered as its work output. We compare the results of our model to experimental observations of emission from JJ’s and find qualitative agreement. Finally, we summarize our results and consider some avenues for further investigation in Sec. VII.

II. NEED FOR OPEN-SYSTEM APPROACH

In this section we will review how the JJ is commonly described in the literature in terms of the Cooper-pair condensate’s “macroscopic wave function” (MWF) and of the “resistively and capacitively shunted junction” (RCSJ) model. We will argue that these approaches do not provide a physically realistic description of the JJ’s irreversible dynamics. We propose instead to treat the JJ explicitly as an open system. In the last part of this section we discuss how the laws of thermodynamics require that there be a positive feedback, allowing the JJ to run as a quantum engine.

A. Macroscopic wave function

Feynman presented a simple model for JJ in [33], based on a two-component MWF for the Cooper-pair condensate:

$$\Psi = \begin{pmatrix} \psi_1 \\ \psi_2 \end{pmatrix} = \begin{pmatrix} \sqrt{n_1} e^{i\phi_1} \\ \sqrt{n_2} e^{i\phi_2} \end{pmatrix}, \quad (4)$$

where $n_{1,2}$ are number of Cooper pairs and $\phi_{1,2}$ are phases corresponding to the left and right electrode of the JJ, respectively [see Fig. 1(a)]. The dynamics is given by the Schrödinger equation

$$\frac{d}{dt}\Psi(t) = -\frac{i}{\hbar}H\Psi(t) \quad (5)$$

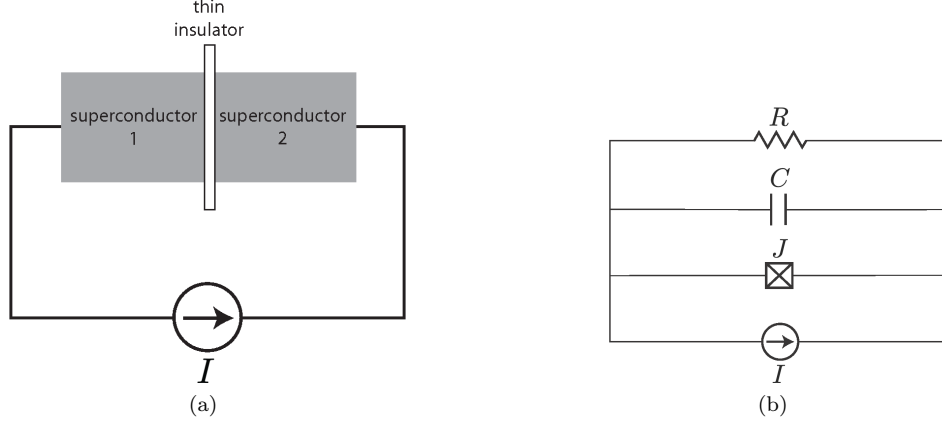


FIG. 1. (a) Josephson junction (JJ), composed of two superconducting electrodes separated by a thin insulator. A bias current I is applied to the JJ by an external source. (b) In the RCSJ model, this JJ is treated as an idealized junction J obeying the current-phase relation of Eq. (1), in parallel (“shunt”) with a resistor R and a capacitor C .

with Hamiltonian

$$H = \hbar \begin{pmatrix} U/2 & K \\ K & -U/2 \end{pmatrix}, \quad (6)$$

where $\hbar U$ is the energy difference between a Cooper pair located at the right electrode and one located at the left one. The value of U is related to the voltage bias V across the JJ by the formula

$$U = \frac{2eV}{\hbar}, \quad (7)$$

while K the rate of tunneling of Cooper pairs across the barrier between the two electrodes.

In this treatment, the tunneling current is obtained from the unitary evolution according to Eqs. (5), (6), and (7), but the effect of that current on the charge of the electrodes is ignored. As Feynman explained, this is because the electrodes are connected to the terminals of a battery, which supplies the necessary current to keep the density of Cooper pairs in the superconducting electrodes approximately constant, so that the net charge density of the corresponding material (including the fixed positive charge density of the underlying atomic lattice) remains close to zero [33]. This coupling to the terminals of the battery makes the JJ an open system. Describing the JJ using closed-system equations of motion (plus the *ad hoc* condition of constant Cooper-pair densities in the electrodes) obscures the irreversible dynamics by which the JJ can output work in the form of a self-oscillating [8] electrical dipole that generates non-thermal radiation.

B. RCSJ model

Let I be the external current applied to the JJ, as shown in Fig. 1(b). In the RCSJ model we have

$$I = I_c \sin \phi + C\dot{V} + \frac{V}{R}, \quad (8)$$

where the first term in the right-hand side of Eq. (8) corresponds to the Josephson current of Eq. (1). This current is taken to run in parallel (“shunt”) with a current $C\dot{V}$ through capacitor C , and also to a current V/R through resistor R ; see, e.g., [34, 35]. By using Eq. (2) to eliminate V in Eq. (8), we get the equation of motion

$$\ddot{\phi} + \frac{\dot{\phi}}{RC} + \frac{2eI_c}{\hbar C} \sin \phi = \frac{2eI}{\hbar C}. \quad (9)$$

In the $R \rightarrow \infty$ limit, Eq. (9) can be obtained from the Hamiltonian

$$H(q, \phi) = \frac{e}{\hbar C} \cdot q^2 - I\phi - I_c \cos \phi, \quad (10)$$

where the charge q separated across the terminals of the junction is taken as a canonically conjugate variable to the phase ϕ . However, Eq. (10) is problematic in that the angle ϕ must be taken as a real number (i.e., a non-compact variable) with a “tilted washboard potential”

$$U(\phi) = -I\phi - I_c \cos \phi \quad (11)$$

that is unbounded from below.

In this article we will pursue a qualitatively different approach. By treating the JJ as an open system, we obtain a master equation that incorporates a thermodynamic irreversibility in the form of the coupling of the Cooper pairs to non-equilibrium electronics baths. We will see that such a treatment gives resistance R for the JJ that is not related to the phase-slip phenomena often invoked in the literature (see, e.g., [36]). In our model, the DC \rightarrow AC dynamics of the JJ can be naturally understood as the irreversible operation of an engine, powered by the thermodynamic disequilibrium between the electrons in the terminals of the external battery.

C. Feedback in engines

We use the word *engine* to denote an open system that can generate positive work over the course of a cycle, at the expense of an external thermodynamic disequilibrium. In the case of a heat engine, this disequilibrium is a difference of temperatures between two external baths, which causes heat to pass through the system. The disequilibrium may also be a difference of chemical potentials between the baths, causing matter (electrons in the case of the JJ) to pass through the open system. In addition to the external disequilibrium, an engine must exhibit *feedback* between the state of a macroscopic “tool” (such as a piston or turbine) acted upon by the engine’s working substance, and the coupling of that working substance to the external baths. It is this feedback that causes an active force that does positive work on the tool over a complete cycle of the engine [18].

The laws of thermodynamics can help us to understand better the general nature of this feedback. Consider an engine with a homogenous working substance that has internal energy U , quantity of matter N , and chemical potential μ . By the first law of thermodynamics, an infinitesimal transformation of this working substance gives a change of the internal energy

$$dU = \delta Q - \delta W + \mu dN, \quad (12)$$

where δQ is the infinitesimal heat absorbed by the substance from its surroundings, and δW is the infinitesimal work that the substance does on the tool (the symbol d is used for exact differentials, while δ is used for inexact differentials). Some authors refer to the μdN term as “chemical work”, but here we want to stress the distinction between this term and the actual *mechanical* work δW that is associated with a force acting on a *directional* and macroscopic degree of freedom, such as the position of a piston. Although the chemical contribution μdN carries no entropy, its *cyclical* conversion into mechanical work is non-trivial: it requires feedback and dissipation, leading to an active force capable of driving the tool; see [18] and references therein.

Over a full cycle the substance returns to its initial state, so that the change to U vanishes:

$$\Delta U = \oint (\delta Q - \delta W + \mu dN) = 0. \quad (13)$$

The net work is, therefore,

$$W = \oint \delta W = \oint (\delta Q + \mu dN). \quad (14)$$

By Clausius’s theorem, the entropy produced by the engine over one cycle is

$$\Sigma = - \oint \frac{\delta Q}{T} = - \oint \frac{\delta Q}{\bar{T} (1 + T_d/\bar{T})} \geq 0, \quad (15)$$

where T is the substance’s instantaneous temperature, with \bar{T} its mean value over the cycle’s period and $T_d \equiv T - \bar{T}$. Let μ be the instantaneous chemical potential and $\bar{\mu}$ its mean, with $\mu_d \equiv \mu - \bar{\mu}$. Combining Eq. (14) and Eq. (15) we obtain

$$W \leq \oint \delta Q \left(1 - \frac{1}{1 + T_d/\bar{T}} \right) + \oint \mu dN = \oint \frac{\delta Q \cdot T_d}{\bar{T} + T_d} + \oint \mu_d dN. \quad (16)$$

This bound on W is achieved by a reversible cycle ($\Sigma = 0$). The result of Eq. (16) may be generalized to inhomogeneous temperatures and chemical potentials by integrating over the maximum work that each part of the working substance may perform.

The result of Eq. (16) tells us that for a heat engine to generate positive work ($W > 0$), its working substance must be at a higher temperature ($T_d > 0$) during the part of the cycle during which it is more strongly coupled to the hotter bath (from which it takes heat $\delta Q > 0$). Conversely, the working substance must be at a lower temperature ($T_d < 0$) when it is more coupled to the colder bath (into which it rejects heat $\delta Q < 0$). Thus, in any heat engine there must be positive feedback between the working substance's instantaneous T_d and its coupling to the external baths (which gives the instantaneous δQ) [18]. In [18] this general result is called the “Rayleigh-Eddington criterion”.²

If $T_d = 0$ (as in the case of the JJ, where the Cooper pairs are always at the ambient temperature), then Eq. (16) reduces to

$$W \leq \oint \mu_d dN. \quad (17)$$

Note that Eq. (17) applies even if the working substance exchanges heat with its surroundings, as long as the temperature of the working substance is fixed. Thus, we see that in a *chemical engine* (i.e., in an engine which runs on a disequilibrium of the external chemical potentials, rather than on a thermal disequilibrium) there must be a positive feedback such that, during the cycle of operation, matter enters the engine's working substance at a higher chemical potential ($\mu_d > 0$ when $dN > 0$) and exits at a lower chemical potential ($\mu_d < 0$ when $dN < 0$).

In the models for the “putt-putt” steam engine presented in [18, 37], as well as in the “electron shuttle” and the “Quincke rotor” described in [18] the engine's dynamics is formulated in terms of two coupled ordinary differential equations: a mechanical equation of motion (second order in time) for a macroscopic degree of freedom (the “tool”), and a kinetic equation (first order in time) for the amount of matter in the working substance. The kinetic equation is explicitly irreversible (i.e., non-invariant under $t \rightarrow -t$). A feedback appears between those two equations: the working substance exerts a force on the tool, while the tool modulates the coupling of the working substance to the external baths (and therefore the rate of change of the corresponding amount of matter). This feedback is what makes the force on the tool *active*, i.e., a non-conservative force that does positive work ($W > 0$) over a cycle of the tool's motion. Milburn underlines that this kind of dynamical system (which he applies to the electronic Schmitt trigger in sec. 2.3 of [43]) is not Hamiltonian.

The relation between voltage V and phase ϕ in the RCSJ model is such that the voltage can be eliminated to give an equation of motion for ϕ alone [Eq. (9)]. The absence of a stable equilibrium value for the angle ϕ (which is physically defined modulo 2π) requires reinterpreting ϕ as a non-compact variable with a potential $U(\phi)$ that is unbounded from below, as in Eq. (11). Our model of the JJ as an engine is qualitatively different. Instead of just the phase ϕ , we will work with the macroscopic coherence z (a complex number whose argument corresponds to ϕ). The equation of motion for z depends on the separation of charge between the two electrodes (or, equivalently, on the instantaneous voltage jump across the junction). A feedback appears in that the rate of change of this separated charge depends on z because of the tunneling between electrodes. The dependence between z and V is such that the dynamics cannot be reduced to an equation of motion for z alone. The phase angle ϕ is compact.

When an external current source is applied to the JJ, the feedback can be positive, maintaining $|z|$ against the damping associated with the decay of Cooper pairs in the electrodes into electrons in the external baths. This positive feedback sustains the rotation of the phase ϕ . Thus, in our model the JJ is considered as an engine in which the Cooper pairs in the electrodes constitute the working substance, while the JJ's macroscopic coherence z acts as the tool. The Rayleigh-Eddington criterion of Eq. (17) is then met, because more Cooper pairs are formed in the electrode at the higher voltage, while more Cooper pairs are destroyed in the electrode at the lower voltage. The resulting engine dynamics can also produce self-oscillation of the JJ's electric dipole, thus explaining how the device produces monochromatic radiation.

We will consider the precise dynamics of these various processes in the rest of this paper. However, it will be useful to keep in mind how the detailed model fits into this simple thermodynamic picture. At the most basic level, the point is that electrons come from the bath at higher potential, pass through the JJ (in the form of Cooper pairs), and end up in the bath at the lower potential. This flow sustains the JJ's macroscopic coherence z and turns its phase ϕ . This turning phase is a form of *work*, which can be used to produce non-thermal radiation. It may also be used to pump a current in another circuit, as has been shown experimentally in [28]. This work extraction is possible because

² The first published reference where this result was called the “Rayleigh-Eddington criterion” was [37]. Equation (16) for the particular case $\mu_d = 0$ was written by Eddington in [38, 39], in the context of his theory of Cepheid variable stars, which exhibit self-oscillation in their magnitude (i.e., brightness) and volume. Eddington seems not to have been aware that an equivalent result had been previously formulated qualitatively by Rayleigh in [40, 41], in the context of thermoacoustic self-oscillations. In mechanical engineering, that earlier result is commonly referred to as the Rayleigh criterion for thermoacoustic instabilities (see, e.g., [42]).

of a positive feedback between z and the differential rates at which Cooper pairs are produced or destroyed in the electrodes.

In previous theoretical treatments of microscopic engines (in addition to the references already cited see also, e.g., [44–46]) the tool degree of freedom is effectively classical. Our model of the JJ is new because the tool is the coherence z , which is a macroscopic but essentially quantum object. We therefore expect, even beyond the specific problem of understanding the Josephson effect as an irreversibly process, that the model that we present here may open new perspectives in the theory of quantum thermodynamics.

III. IRREVERSIBLE DYNAMICS

Our model is an extension of the model proposed by Feynman, in which the MWF will be replaced by the *macroscopic density matrix* (MDM), which is the appropriate mathematical object to describe the dynamics of the JJ as an open system.³ The coupling to baths of electrons gives a non-unitary evolution of this MDM that can be expressed in terms of a Markovian master equation (MME). From this MME we arrive at a formulation of the dynamics of the JJ in terms of coupled first-order ordinary differential equations for the time-dependence of the JJ's voltage V and its coherence z .

A. Markovian master equation

Let us begin by considering a single superconducting electrode, coupled to an external bath of electrons. The condensate of Cooper pairs occupies the ground state of a certain effective Hamiltonian, which can be accounted for using a single quantum harmonic oscillator with the operator $a^\dagger a$ for the number of Cooper pairs. This number can be increased by the fusion of two electrons from the bath into Cooper pair, or decreased by the reverse process of Cooper pair decomposition. The effective Hamiltonian describing such processes takes the form

$$H = E_0 a^\dagger a + \sum_k \epsilon_k b_k^\dagger b_k + \sum_{k,k'} \left(g_{kk'} a b_k^\dagger b_{k'}^\dagger + \bar{g}_{kk'} a^\dagger b_{k'} b_k \right), \quad (18)$$

where b_k^\dagger, b_k are creation and annihilation operators for electrons of the bath. The interaction Hamiltonian of Eq. (18) corresponds, when restricted to on-shell processes, to the well known Andreev scattering, given by the coupling between electrons and holes in the normal metal and Cooper pairs in the superconductor [32]. On the physics of Andreev scattering, see also [47] and references therein. The results of this paper will not depend on the detailed form of the $g_{kk'}$ form factors in Eq. (18).

Under the standard assumption of weak coupling between the system (Cooper pairs) and bath (electrons) and for the stationary state of the bath fully characterized by the average occupation numbers $\langle b_k^\dagger b_k \rangle$, one obtains the following master equation for the reduced density matrix of Cooper pairs (harmonic oscillator):

$$\frac{d}{dt} \rho = -\frac{i}{\hbar} E [a^\dagger a, \rho] + \frac{1}{2} \gamma_\downarrow ([a, \rho a^\dagger] + [a \rho, a^\dagger]) + \frac{1}{2} \gamma_\uparrow ([a^\dagger, \rho a] + [a^\dagger \rho, a]), \quad (19)$$

where E is the renormalized value of ground state energy and $\gamma_\downarrow > \gamma_\uparrow$ are decomposition and creation rates, respectively. The explicit formulas for those parameters are not relevant at the moment and can be found in the literature (see, e.g., [48]). Using Eq. (19) one can find the exact kinetic equation for the number of Cooper pairs $n(t) = \text{Tr}[\rho(t) a^\dagger a]$:

$$\dot{n} = -\gamma(n - \bar{n}), \quad \gamma \equiv \gamma_\downarrow - \gamma_\uparrow, \quad \bar{n} \equiv \frac{\gamma_\uparrow}{\gamma}. \quad (20)$$

B. Josephson Junction model

In order to describe the JJ, we must extend the model above so as to describe two superconducting electrodes separated by a potential barrier, each of them coupled to its own electron reservoir. Consider, therefore, two Cooper-pair modes 1 and 2 corresponding to the two electrodes in Fig. 1. The system is then equivalent to two quantum

³ In some other contexts, this same object is referred to as a “one-body reduced density matrix”.

harmonic oscillators, with reduced dynamics given by an extension of Eq. (19), to wit:

$$\frac{d}{dt}\rho = -\frac{i}{\hbar}[H_{12}, \rho] + \mathcal{L}_1\rho + \mathcal{L}_2\rho. \quad (21)$$

The Hamiltonian H_{12} takes the form

$$H_{12} = E_1 a_1^\dagger a_1 + E_2 a_2^\dagger a_2 + \hbar K (a_1^\dagger a_2 + a_2^\dagger a_1), \quad (22)$$

where $E_{1,2}$ are the energies for each of the two electrodes, while K is the tunneling rate between the electrodes, which can be taken positive by absorbing the phase.

The dissipative generators $\mathcal{L}_{1,2}$ in Eq. (21) correspond to the coupling of each of the two electrodes of the JJ to the electronic bath with which that electrode is in physical contact. These generators have the same structure as in Eq. (19), with

$$\mathcal{L}_j\rho = \frac{1}{2}\gamma_{\downarrow}^{(j)} \left([a_j, \rho a_j^\dagger] + [a_j\rho, a_j^\dagger] \right) + \frac{1}{2}\gamma_{\uparrow}^{(j)} \left([a_j^\dagger, \rho a_j] + [a_j^\dagger\rho, a_j] \right). \quad (23)$$

In order to obtain the generalization of Eq. (20) corresponding to the two electrodes of the JJ, we need to define a single-particle density matrix. By analogy with the macroscopic wave function of Eq. (4), we will call this new object the *macroscopic density matrix* (MDM). In this case, the MDM is a 2×2 positive definite matrix σ , given by the following two-point correlations:

$$\sigma \equiv [\sigma_{jk}], \quad \sigma_{jk} = \text{Tr}(\rho a_j^\dagger a_k), \quad j, k = 1, 2. \quad (24)$$

A useful parametrization of MDM is given by the populations $n_j = \text{Tr}(\rho a_j^\dagger a_j)$ and coherence $z = \text{Tr}(\rho a_1^\dagger a_2)$:

$$\sigma = \begin{pmatrix} n_1 & z \\ z^* & n_2 \end{pmatrix}, \quad |z|^2 \leq n_1 n_2. \quad (25)$$

Notice that, for the pure state corresponding to Eq. (4),

$$\sigma = |\Psi\rangle\langle\Psi| \Rightarrow z = \sqrt{n_1 n_2} e^{i\phi}, \quad \phi = \phi_1 - \phi_2. \quad (26)$$

Equations (21) – (25) translate into the following evolution equations for the MDM:

$$\begin{aligned} \dot{n}_1 &= -\gamma^{(1)}(n_1 - \bar{n}_1) - iK(z - z^*) \\ \dot{n}_2 &= -\gamma^{(2)}(n_2 - \bar{n}_2) + iK(z - z^*) \\ \dot{z} &= \left[\frac{i}{\hbar}U - \frac{1}{2}(\gamma^{(1)} + \gamma^{(2)}) \right] z - iK(n_1 - n_2). \end{aligned} \quad (27)$$

where $U = E_1 - E_2$, $\gamma^{(j)} \equiv \gamma_{\downarrow}^{(j)} - \gamma_{\uparrow}^{(j)}$, and $\bar{n}_j \equiv \gamma_{\uparrow}^{(j)}/\gamma^{(j)}$ for $j = 1, 2$.

Let us assume that the relaxation rates for both electrodes are equal, i.e.,

$$\gamma^{(1)} = \gamma^{(2)} = \gamma. \quad (28)$$

Then, introducing new variables for the sum and difference of the expected number of Cooper pairs on each of the JJ's electrodes,

$$N \equiv n_1 + n_2, \quad n \equiv n_1 - n_2, \quad (29)$$

we rewrite Eq. (27) as

$$\dot{N} = -\gamma(N - \bar{N}), \quad \bar{N} = \bar{n}_1 + \bar{n}_2, \quad (30)$$

$$\dot{n} = -\gamma(n - \bar{n}) - i2K(z - z^*), \quad \bar{n} = \bar{n}_1 - \bar{n}_2, \quad (31)$$

$$\dot{z} = \left(\frac{i}{\hbar}U - \gamma \right) z - iKn. \quad (32)$$

This implies that the average total number of Cooper pairs N relaxes, independently of all the other dynamical variables, to its stationary value ($N = \bar{N}$), which must correspond physically to an electrically neutral JJ. This justifies our having taken equal relaxation rates for both electrodes in Eq. (28).

The variable n describes an internal local disequilibrium that causes an electrical double layer to form at the junction, with excess charge $Q = en$ and associated voltage jump V . Accordingly, we introduce the capacitance of the junction C , such that the voltage is given by the formula:

$$V = \frac{Q}{C} = -\frac{en}{C}. \quad (33)$$

We can interpret the energy difference U between the two electrodes as the work needed to transfer a single Cooper pair between the electrodes, against the external voltage. Thus:

$$U = -2eV = \frac{2e^2n}{C}. \quad (34)$$

Note that, by making the voltage across the junction depend on the difference n of the numbers of Cooper pairs, we have introduced a *mean-field approximation*. This is justified as long as $n_1, n_2 \gg |n|$. The tunneling rate K will also depend on n , but that dependence—unlike the dependence of V on n —is not essential to the JJ dynamics that we will describe here. For reasons of simplicity we will take K as constant.

Combining all of the above definitions, we get a dynamical system characterized by the coupled differential equations

$$\dot{V} = -\gamma V + \frac{i2Ke}{C}(z - z^*) + \frac{I}{C}, \quad (35)$$

$$\dot{z} = \left(-i\frac{2eV}{\hbar} - \gamma\right)z + i\frac{KC}{e}V, \quad (36)$$

where we have put:

$$I \equiv -e\gamma\bar{n} = -e\left(\gamma_{\uparrow}^{(1)} - \gamma_{\uparrow}^{(2)}\right). \quad (37)$$

Finally, we introduce a resistance parameter R such that

$$\gamma = \frac{1}{RC}, \quad (38)$$

in order to facilitate comparison between our results and those of the RCSJ model. Using this, we may rewrite Eq. (35) as

$$I = C\dot{V} + \frac{V}{R} + I_J, \quad I_J = 4eK|z|\sin\phi, \quad (39)$$

where the last term can be defined according to the Hamiltonian dynamics as:

$$I_J = q\dot{n}_1 = \frac{iq}{\hbar} \text{Tr} \left([H_{12}, a_1^\dagger a_1] \rho \right) = -2qK|z|\sin\phi, \quad (40)$$

with $q = -2e$ the charge of a Cooper pair.

Comparing Eq. (39) to Eq. (8) of the RCSJ model, we interpret the quantity I defined by Eq. (37) as the fixed current that the external source provides to the JJ.⁴ We also see that the term V/R in Eq. (39) results from the finite lifetimes of the Cooper pairs (which decay into electrons in the baths), while the tunneling of Cooper pairs contributes a current $4eK|z|\sin\phi$. For simplicity, we neglect the contribution to the JJ current from quasiparticles. Note that $|z|$ is not fixed, because the $n_{1,2}$ of Eqs. (24) and (25) are dynamical variables. This is a key difference between our model and that of RCSJ, in which the tunneling current was taken to be $I_c \sin\phi$, for fixed I_c . Note also that Eq. (36) implies that the standard relation between voltage and phase as given in Eq. (2) and assumed by the RCSJ model, is not exact. Therefore Eq. (3) for the AC tunneling current (a quantity which has never been observed directly in experiments), is not applicable to our model.

We see now how the feedback that we discussed in general thermodynamic terms in Sec. II C appears mathematically in our dynamical model: Eq. (35) for the real-valued V depends on z via the tunneling term proportional to $K \text{Im } z$.

⁴ A full treatment of the JJ's dynamics would require us to include in the Hamiltonian the electrostatic interaction between the Cooper pairs and also with the background of positive ions in the electrodes, as Feynman suggests in [33]. That interaction makes it energetically costly to vary the local density of Cooper pairs from its equilibrium value. By making the relaxation rates equal [Eq. (28)] (which allows the JJ to relax to state with net zero electric charge, independently of n and z) and by taking the I defined by Eq. (37) to be equal to the fixed current provided by the JJ's coupling to the external baths (an assumption justified by the fact that form of the dependence on I of Eq. (35) corresponds to an electrostatic capacitor connected to a current source), the main consequences of this interaction are incorporated into our dynamical equations without having to treat it explicitly.

Meanwhile, Eq. (36) for the complex-valued z depends on V , which controls the resonant frequency $2eV/\hbar$. It is therefore plausible that, in some regime, this non-Hamiltonian dynamical system will self-oscillate: An oscillation of $\text{Im } z$ forces V in Eq. (35) into an oscillation with the same frequency. Meanwhile, an oscillation of V about a non-zero average value can excite z via parametric resonance in Eq. (36). Thus we expect that the feedback between V and z may, in certain regimes, lead to a self-oscillation. We will investigate this question mathematically in Sec. V.

Note that $I > 0$ in eq. (35) is analogous to “population inversion” in the theory of a laser, in that it corresponds to $\bar{n}_1 > \bar{n}_2$ [see Eqs. (31) and (37)], with the energy of the macroscopic quantum state $|1\rangle$ greater than that of $|2\rangle$ by the amount U of Eq. (34). The same is true for $I < 0$, because then $n < 0$ and [by Eq. (34)] we have that the energy of $|2\rangle$ is greater than that of $|1\rangle$. Thus, it is the external current I that makes the JJ an active system, from which work may be extracted. The JJ is therefore analogous to a laser in that the “population inversion” induced by the external I is what, when combined with a positive feedback involving the coherence z (an effect analogous to stimulated emission), can result in a self-oscillation.⁵

It will be convenient to transform a set of Eqs. (35) and (36) into dimensionless units. First, we separate the second equation into real and imaginary part of z obtaining

$$\begin{aligned} C\dot{V} + \frac{1}{R}V + I_J &= I, \\ \dot{I}_J + \frac{1}{RC}I_J + \left(\frac{2e}{\hbar}I_S - 4K^2C\right)V &= 0, \\ \dot{I}_S + \frac{1}{RC}I_S - \frac{2eV}{\hbar}I_J &= 0, \end{aligned} \quad (41)$$

where similarly to Eq. (40) we have introduced $I_S = 4eK|z|\cos\phi$. Then, we introduce the characteristic voltage and current:

$$\tilde{V} = \frac{\hbar}{2eRC}, \quad \tilde{I} = \frac{\tilde{V}}{R}, \quad (42)$$

such that new dimensionless variables are defined as follows:

$$\tau = \gamma t, \quad v = V/\tilde{V}, \quad i_{\text{tot}} = I/\tilde{I}, \quad i_J = I_J/\tilde{I}, \quad i_S = I_S/\tilde{I}. \quad (43)$$

Finally, the set of equations of motion is given by:

$$\begin{aligned} \frac{d}{d\tau}v + v + i_J &= i_{\text{tot}}, \\ \frac{d}{d\tau}i_J + i_J + (i_S - 4\alpha)v &= 0, \\ \frac{d}{d\tau}i_S + i_S - i_Jv &= 0, \end{aligned} \quad (44)$$

with parameter

$$\alpha \equiv \frac{K^2}{\gamma^2}. \quad (45)$$

The system is entirely characterized by the value of α , given by the ratio of the tunneling and dissipation rates.

IV. CURRENT-VOLTAGE CHARACTERISTIC

From the dynamical Eqs. (35) and (36) we may deduce the stationary current-voltage (I - V) relation (or “characteristic”) for the JJ. One can easily solve the fixed point equations ($\dot{V} = \dot{z} = 0$) by eliminating z to obtain

$$I R = V \left[1 + \frac{4K^2}{\left(\frac{2eV}{\hbar}\right)^2 + (RC)^{-2}} \right]. \quad (46)$$

⁵ In this context, it may be worth recalling the lesson of Borenstein and Lamb that the essence of lasing is not intrinsically quantum mechanical [49]. Sargent, Scully, and Lamb emphasized the similarity of lasing with classical self-oscillation (which they called “sustained oscillation”) in [50].

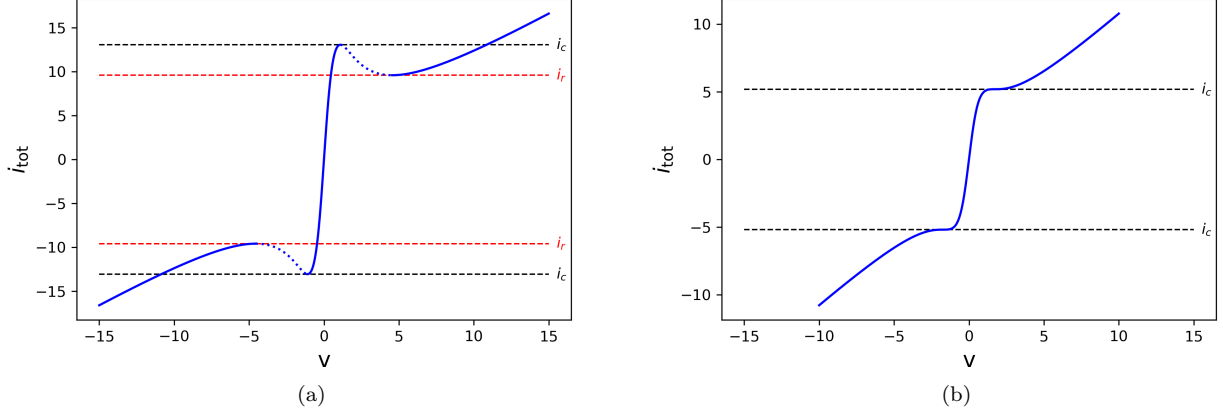


FIG. 2. Current-voltage characteristic [Eq. (47)], expressed in terms of a dimensionless total applied current i_{tot} and voltage v across the junction [for the definition of these dimensionless variables, see Eq. (43)]: (a) For $\alpha = 6$. The critical current i_c [Eq. (49)] and the retrapping current i_r [Eq. (50)] are marked by the horizontal dashed lines. The unstable part of the characteristic (with negative slope) is drawn as dotted rather than solid. (b) For $\alpha = 2$, in which case the characteristic is monotonically increasing and no hysteresis is observed.

The second term inside the brackets on the right-hand side of Eq. (46) is a Lorentzian function centered at $V = 0$. It comes from the tunneling current's contribution to the DC component of Eq. (39), a contribution that is important only near $V = 0$. For $K \neq 0$, the average power consumed by the JJ is greater than the ohmic $P_{\text{diss}} = IV$. It is this additional power that makes the JJ an active element. In the dimensionless units introduced before (see Eqs. (42), (43), and (44)), the I - V characteristic (46) takes the simple form:

$$i_{\text{tot}}(v) = v \left(1 + \frac{4\alpha}{1 + v^2} \right). \quad (47)$$

A. Critical and re-trapping currents

For $\alpha > 2$ (i.e., $K > \sqrt{2}\gamma$) the function $i_{\text{tot}}(v)$ is not monotonically increasing. The two positive solutions to $i'_{\text{tot}}(v_0) = 0$ are

$$v_{\pm} = \sqrt{2\alpha - 1 \pm 2\sqrt{(\alpha - 2)\alpha}}, \quad (48)$$

such that a negative differential resistance (i.e., $i'_{\text{tot}}(v) < 0$) is observed for voltages $v \in [v_-, v_+]$ or $v \in [-v_+, -v_-]$ (provided that $\alpha > 2$). The positive local maximum $i_{\text{tot}}(v_-)$ we identify with the critical Josephson current:

$$i_c \equiv i_{\text{tot}}(v_-) = (1 + \alpha + \sqrt{(\alpha - 2)\alpha})\sqrt{2\alpha - 1 - 2\sqrt{\alpha(\alpha - 2)}}. \quad (49)$$

The positive local minimum $i(v_+)$ (which we will identify with the retrapping Josephson current) is:

$$i_r \equiv i_{\text{tot}}(v_+) = (1 + \alpha - \sqrt{(\alpha - 2)\alpha})\sqrt{2\alpha - 1 + 2\sqrt{\alpha(\alpha - 2)}}. \quad (50)$$

Thus, the critical value $\alpha = 2$ (for which $i_c = i_r = 3\sqrt{3}$) discriminates between two regimes: with and without the negative differential resistance. In Sec. IV B we will show that the points along the part of the characteristic curve that have negative differential resistance are unstable and that this explains the hysteresis of the underdamped JJ.

Note that Eq. (49) defines a critical current only for $\alpha > 2$ (the underdamped regime). For $\alpha \leq 2$ (the overdamped regime), a natural definition of the critical current is given by the inflection point: $i_c = i_{\text{tot}}(v_0)$ when $i''_{\text{tot}}(v_0) = 0$. This corresponds to $v_0 = \sqrt{3}$, so that

$$i_c = \sqrt{3}(1 + \alpha), \quad \text{for } \alpha \leq 2. \quad (51)$$

Hence, the expression for critical current for full range of parameter α is given by

$$i_c = \begin{cases} \sqrt{3}(1+\alpha) & \text{for } 0 \leq \alpha \leq 2 \\ (1+\alpha + \sqrt{(\alpha-2)\alpha})\sqrt{2\alpha-1-2\sqrt{\alpha(\alpha-2)}} & \text{for } \alpha > 2. \end{cases} \quad (52)$$

These results are illustrated in Fig. 2, for two different choices of the parameters α . In Fig. 2(a), for $\alpha > 2$, the characteristic $i_{\text{tot}}(v)$ has local maxima and minima, and therefore well-defined values of i_c and i_r . In Fig. 2(b) the value $\alpha \leq 2$ the characteristic $i_{\text{tot}}(v)$ is monotonically increasing and therefore has no i_r . We will show in Sec. IV B that the first characteristic exhibits hysteresis, whereas the second does not.

Additionally, let us notice that the critical current i_c is given by the expression:

$$i_c = \frac{I_c}{\tilde{I}} = \frac{2eR^2CI_c}{\hbar} \equiv \beta_c, \quad (53)$$

which is the usual definition of the Stewart-McCumber parameter β_c in the RCSJ model [34, 35]. In accordance, in our model, the hysteresis is observed for $\beta_c \geq 3\sqrt{3}$, whereas in the RCSJ model, hysteresis is usually said to correspond to $\beta_c \gtrsim 1$.

B. Stability and hysteresis

To determine the stability of fixed points we introduce the small deviations δv , δi_J , and δi_S of the dynamical variables away from their respective stationary values $v_0, i_{J,0}, i_{S,0}$, such that

$$v = v_0 + \delta v, \quad i_J = i_{J,0} + \delta i_J, \quad i_S = i_{S,0} + \delta i_S, \quad \text{where} \quad i_{J,0} = \frac{4\alpha v_0}{1+v_0^2}, \quad i_{S,0} = \frac{4\alpha v_0^2}{1+v_0^2}. \quad (54)$$

Inserting this into Eq. (44) yields the linearized equation

$$\frac{d}{d\tau} \begin{pmatrix} \delta v \\ \delta i_J \\ \delta i_S \end{pmatrix} = \begin{pmatrix} -1 & -1 & 0 \\ \frac{4\alpha}{1+v_0^2} & -1 & -v_0 \\ \frac{4\alpha v_0}{1+v_0^2} & v_0 & -1 \end{pmatrix} \begin{pmatrix} \delta v \\ \delta i_J \\ \delta i_S \end{pmatrix}. \quad (55)$$

The eigenvalues of the Jacobian matrix in Eq. (55) are the three roots $\{\lambda_i\}$ of the characteristic polynomial

$$\lambda^3 + 3\lambda^2 + \left(v_0^2 + \frac{4\alpha}{1+v_0^2} + 3\right)\lambda + v_0^2 + 4\alpha \frac{1-v_0^2}{1+v_0^2} + 1. \quad (56)$$

According to the Routh-Hurwitz criterion, the equilibrium at $\delta v = \delta i_J = \delta i_S = 0$ will be unstable (i.e., at least one root will have $\text{Re } \lambda_i > 0$) if and only if

$$v_0^2 + 4\alpha \frac{1-v_0^2}{1+v_0^2} + 1 < 0. \quad (57)$$

Note that

$$v_0^2 + 4\alpha \frac{1-v_0^2}{1+v_0^2} + 1 = (1+v_0^2) \frac{d}{dv} \left[v \left(1 + \frac{4\alpha}{1+v^2} \right) \right]_{v=v_0} = (1+v_0^2) i'_{\text{tot}}(v_0). \quad (58)$$

The unstable regime given by condition of Eq. (57) therefore corresponds to negative differential resistance $i'_{\text{tot}}(v_0) < 0$.

The instability of points along the current-voltage characteristic that have negative slope implies that, for $\alpha > 2$ (i.e., in the underdamped regime), there will be a hysteresis loop bounded from above by i_c [Eq. (49)] and from below by i_r [Eq. (50)]. If the applied current i_{tot} is initially zero and is then increased slowly, the resulting voltage will follow the nearly vertical segment of the characteristic [see Fig. 2(a)] until the critical current i_c is reached. Since the part of the characteristic with negative slope is unstable, the current will then stay very nearly constant while the voltage v jumps quickly to a value approximately equal to the intersection of the ohmic branch of the characteristic with the horizontal line $i_{\text{tot}} = i_c$. Further increase of the current will move the voltage up along the ohmic branch. If the voltage is then slowly dialed down, the voltage will decrease smoothly until the value $i_{\text{tot}} = i_r$ is reached,

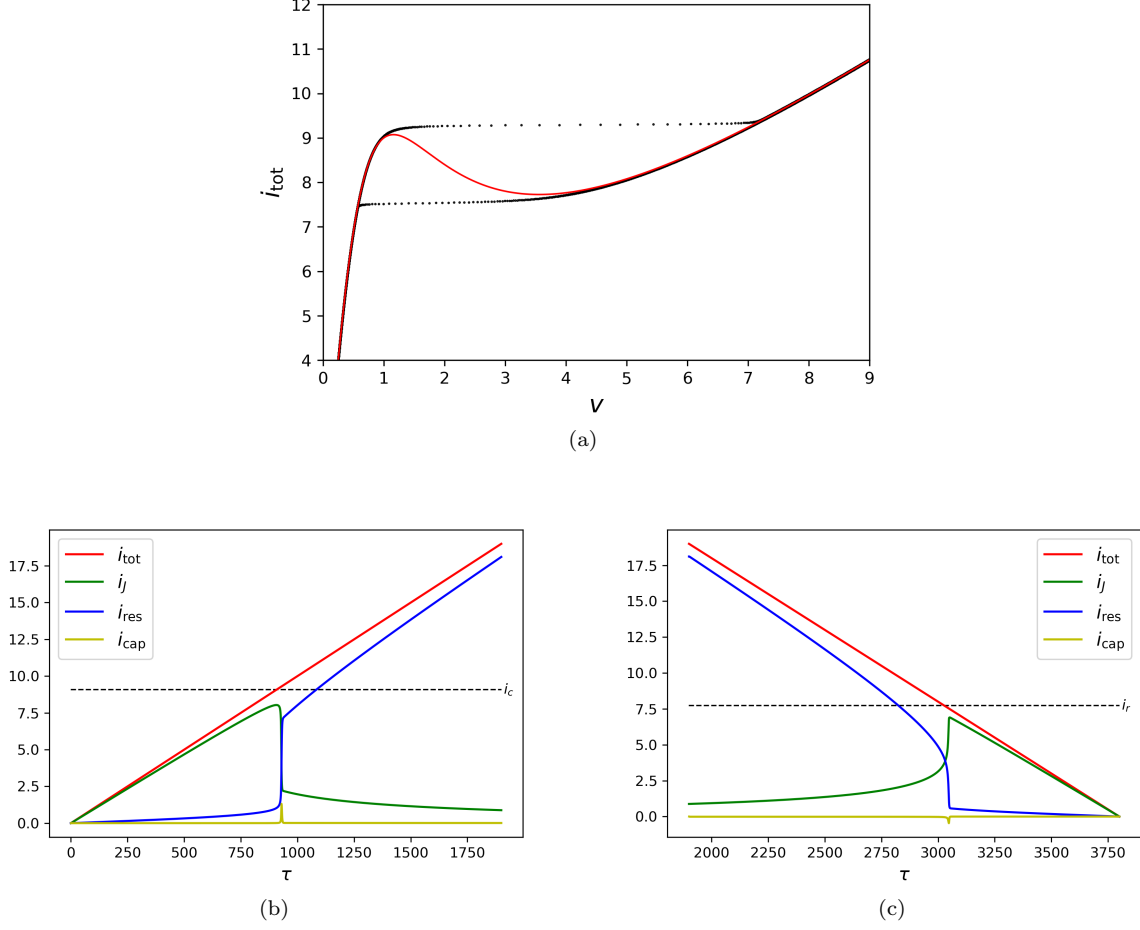


FIG. 3. Hysteretic response of the JJ model of Eq. (44), with $\alpha = 4$ and a time-dependent total current $i_{\text{tot}}(\tau)$. (a) A hysteresis loop is seen when i_{tot} is first increased and then decreased linearly, with $di_{\text{tot}}/d\tau = \pm 0.01$. The data points obtained by numerical simulation are shown in black. The solid red curve shows the stationary characteristic of Eq. (47). (b) Responses of the Josephson (tunneling) current i_J , the resistive current $i_{\text{res}} = v$, and the capacitive current $i_{\text{cap}} = dv/d\tau$ (such that $i_J + i_{\text{res}} + i_{\text{cap}} = i_{\text{tot}}$), during the rising phase ($di_{\text{tot}}/d\tau = 0.01$). The value of the critical i_c [Eq. (49)] is marked by a horizontal dashed line. (c) Responses of i_J , i_{res} , and i_{cap} during the falling phase ($di_{\text{tot}}/d\tau = -0.01$). The value of the retrapping i_r [Eq. (50)] is marked by a horizontal dashed line.

whereupon the current will stay almost fixed while the voltage jumps quickly to a value close to zero (corresponding approximately to the intersection of the nearly vertical branch of the characteristic with the horizontal line $i_{\text{tot}} = i_r$).

We have verified this hysteretic behavior in numerical integrations of Eq. (44) with a time-dependent bias current $i_{\text{tot}} = i_{\text{tot}}(\tau)$. In particular, we let i_{tot} start at zero, increase linearly up to a value above i_c , and then decrease linearly until it returns to zero. The response of the JJ is shown in Fig. 3 for $\alpha = 4$. The hysteresis loop appears clearly in Fig. 3(a).

We may also study the responses of the Josephson (i.e., tunneling) current i_J , the resistive current $i_{\text{res}} = v$, and the capacitive current $i_{\text{cap}} = dv/d\tau$, such that $i_J + i_{\text{res}} + i_{\text{cap}} = i_{\text{tot}}$. In Fig. 3(b) we see a sudden jump in i_{res} shortly after i_{tot} surpasses the critical value i_c . In Fig. 3(c) we see how i_{res} decreases rapidly shortly after i_{tot} falls below the retrapping i_r . These jumps in i_{res} are accompanied by changes in i_J in the opposite direction, as well as by brief spikes in i_{cap} .

C. Bifurcation analysis

Much like in the “putt-putt” engine model of [18, 37] and in the treatment of the electronic Schmitt trigger in [43], ours is a non-Hamiltonian dynamical system in which an explicitly irreversible “kinetic equation” (Eq. (35)) is

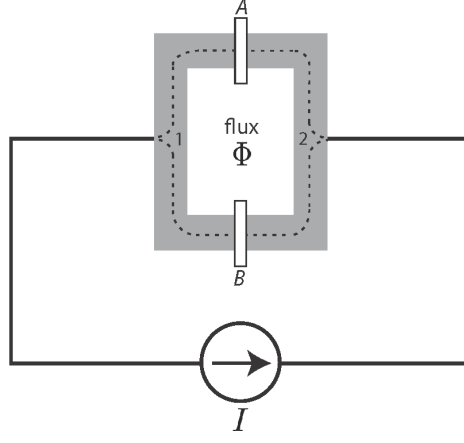


FIG. 4. Scheme of a superconducting quantum interference device (SQUID). Current between the two superconducting electrodes (1 and 2) may tunnel either through the thin insulator labelled A or the thin insulator labeled B . An external magnetic flux Φ is applied through the loop formed by the two dotted paths.

coupled to a “mechanical” equation of motion for an oscillator (Eq. (36)). Positive feedback between these equations can lead to a self-oscillation, which in the models of [18, 37, 43] appears mathematically as a Hopf bifurcation [51]. It is therefore natural to ask whether something similar happens in our model of the JJ.

Of the three roots of the polynomial in Eq. (56), one is real (we label it as λ_0) and the other two are conjugate:

$$\lambda_{\pm} = \kappa \pm i\eta, \quad \kappa, \eta \in \mathbb{R}. \quad (59)$$

It can be shown that for $\alpha > 0$ the real part of the complex roots is non-positive, i.e., $\kappa \leq 0$. This implies that a bifurcation appears only for the real λ_0 , which is therefore *not* a Hopf bifurcation (i.e., the unstable eigenvalue is not associated with an oscillation frequency $\eta > 0$). Thus, our model cannot exhibit limit cycles around unstable equilibria, as in the self-oscillating dynamical systems considered in [8].

We will return to the question of self-oscillation in Sec. V. There we will show that our model does exhibit self-oscillation, but that this appears as a *hidden attractor* around a linearly stable fixed point, rather than as a limit cycle associated with a Hopf bifurcation [19]. It will therefore require a small but finite perturbation away from the fixed point to get the system to self-oscillate.

D. Interference

Our model can also be applied to interference phenomena. Consider the superconducting quantum interference device (SQUID) represented in Fig. 4. We modify the tunneling constant K by introducing an external magnetic field (via the vector potential \mathbf{A}) and two tunneling channels, such that

$$K = K_A e^{-i\frac{2e}{\hbar} \int_A \mathbf{A} \cdot d\mathbf{s}} + K_B e^{-i\frac{2e}{\hbar} \int_B \mathbf{A} \cdot d\mathbf{s}}, \quad (60)$$

where $K_{A,B}$ are the tunneling rates and $\int_{A,B}$ are the integrals along the paths passing through insulators A and B , respectively. The two terms in the right-hand side of Eq. (60) correspond to two possible tunneling paths, associated with the two junctions.

So far we have considered a real tunneling constant. For complex K , the tunneling part of the Hamiltonian of Eq. (22) should be rewritten as

$$\hbar K^* a_1^\dagger a_2 + \hbar K a_2^\dagger a_1. \quad (61)$$

We then obtain the following equations:

$$\dot{n} = -\gamma(n - \bar{n}) - i2K^* z + i2K z^*, \quad \bar{n} = \bar{n}_1 - \bar{n}_2, \quad (62)$$

$$\dot{z} = \left(\frac{i}{\hbar} U - \gamma \right) z - iKn. \quad (63)$$

It follows that the I - V characteristics has the same form as in Eq. (47), with $\alpha = K^2/\gamma^2$ replaced with $|K|^2/\gamma^2$. The expressions for the maximal and retrapping currents are also the same as before, with K replaced by $|K|$, where

$$|K| = \left| K_A e^{-i\frac{2e}{\hbar} \int_A \mathbf{A} \cdot d\mathbf{s}} + K_B e^{-i\frac{2e}{\hbar} \int_B \mathbf{A} \cdot d\mathbf{s}} \right| = \left| K_A + K_B e^{-i\frac{2e}{\hbar} \oint \mathbf{A} \cdot d\mathbf{s}} \right|. \quad (64)$$

Finally, $\Phi = \oint \mathbf{A} \cdot d\mathbf{s}$ is the magnetic flux through the loop, so that

$$|K|^2 = |K_A|^2 + |K_B|^2 + 2|K_A K_B| \cos\left(\frac{2e}{\hbar} \Phi\right), \quad (65)$$

where the last term describes the well-known interference term. The critical current is almost proportional to $|K|^2$ and therefore also oscillates as a function of Φ .

E. Shapiro steps

Josephson had predicted in [1] that if a JJ were driven by an external oscillating electric field with frequency Ω_f , then the I - V characteristic would be modified, with steps appearing at values of the bias voltage V_0 such that

$$\frac{2eV_0}{\hbar} = n\Omega_f \quad (66)$$

for $n \in \mathbb{Z}$. This effect was found experimentally by Shapiro [3], and is now used as a metrological standard for the determination of voltages [52].

The usual explanation of this effect (see, e.g., [34]) is that a voltage bias

$$V = V_0 + V_1 \cos \Omega_f t \quad (67)$$

causes, by Eqs. (1) and (2), a tunneling current

$$I_J(t) = I_c \sin\left(\phi_0 + \omega_0 t + \frac{2eV_1}{\hbar\Omega_f} \sin \Omega_f t\right). \quad (68)$$

The sine of the sine can be expanded using Bessel functions, so that

$$I_J(t) = I_c \sum_{n=-\infty}^{\infty} (-1)^n J_n\left(\frac{2eV_1}{\hbar\Omega_f}\right) \sin(\phi_0 + \omega_0 t - n\Omega_f t). \quad (69)$$

The terms of the expansion in Eq. (69) all average out to zero over long times unless $\omega_0 = n\Omega_f$ exactly, in which case a DC contribution

$$\bar{I}_J = (-1)^n J_n\left(\frac{2eV_1}{\hbar\Omega_f}\right) \sin \phi_0 \quad (70)$$

appears. Although this argument agrees with the observed locations of the Shapiro steps, it fails to account for their widths [34]. Various elaborations of the theory have therefore been proposed, based on phenomena such as frequency mixing [53], resistive feedback [54], or non-linear resonance [55]. In general, these models assume that the external current I applied to the JJ also oscillates with frequency Ω_f even though in experiments (including the original one by Shapiro) what is applied to the JJ is an oscillating electric field.

Unlike in the RCSJ model, in our model it is straightforward to account for the effects of this external AC field. For this, we extend the Hamiltonian of Eq. (22) to include the dipole interaction with the field:

$$H_{12} = E_1 a_1^\dagger a_1 + E_2 a_2^\dagger a_2 + \hbar K (a_1^\dagger a_2 + a_2^\dagger a_1) + ed\varepsilon \cos(\Omega_f t) (a_1^\dagger a_1 - a_2^\dagger a_2). \quad (71)$$

where $\varepsilon \cos(\Omega_f t)$ is a time-dependent external field with the amplitude ε and frequency Ω_f , and $ed(a_1^\dagger a_1 - a_2^\dagger a_2)$ is the JJ's electrical dipole moment. This gives rise to the following extension of Eqs. (44):

$$\frac{d}{d\tau} v + v + i_J = i_{\text{tot}}, \quad (72)$$

$$\frac{d}{d\tau} i_J + i_J + i_S [v + v_f \cos(\omega_f \tau)] - 4\alpha v = 0, \quad (73)$$

$$\frac{d}{d\tau} i_S + i_S - i_J [v + v_f \cos(\omega_f \tau)] = 0, \quad (74)$$

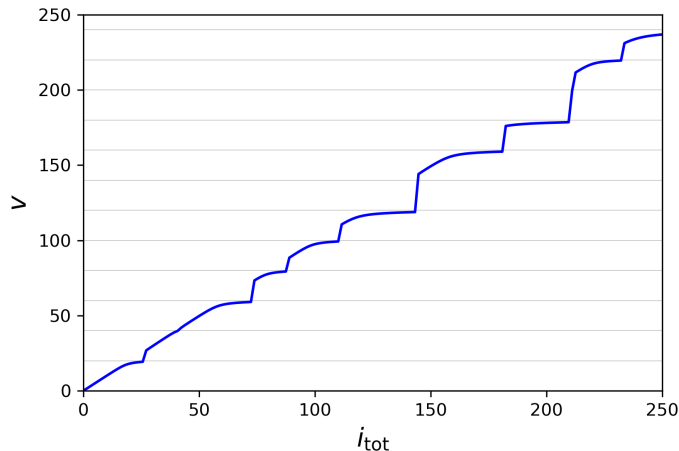


FIG. 5. Current-voltage characteristic of the Josephson junction in a presence of the oscillating driving field with frequency $\omega_f = 20$ and the field voltage $v_f = 300$ for $\alpha = 3$. The I - V characteristic reveals the common Shapiro's staircase structure, where the grey horizontal lines correspond to the voltage value $v = k\omega_f$ (for $k = 1, 2, \dots$).

where

$$v_f = \frac{d\varepsilon}{\bar{V}} \quad \text{and} \quad \omega_f = \frac{\Omega_f}{\gamma}. \quad (75)$$

Figure 5 shows the I - V characteristic of a JJ in the presence of an oscillating electric field. The voltage is averaged over many periods of the applied field. We observe the usual Shapiro-step structure, with jumps at values $v = n\omega_f$, for integer n .

V. SELF-OSCILLATION

We have seen that the simple dynamical model of Eqs. (35) and (36) can explain the hysteresis seen in the current-voltage relation for the JJ when the dissipation is small, as well as the frequency locking (“Shapiro steps”) response to an external driving by an applied AC electric field. Remarkably, the same model exhibits self-oscillations of the voltage and the electrical dipole around stable points in the I - V characteristic (i.e., along parts of the characteristic with positive differential resistance). Even though those fixed points are stable, a finite but small perturbation can move the system out of the basin of attraction of the fixed point, leading to a small self-oscillation with frequency $\Omega = 2eV/\hbar$, where V is the voltage bias. This corresponds to a “hidden attractor” [19]. The presence of hidden attractors in our model of the JJ can explain how the JJ acts as an engine, producing work in the form of non-thermal sound and electromagnetic waves at the frequency Ω and its lower harmonics.

A. Hidden attractors

The prediction and analytical characterization of hidden attractors is an open problem in the mathematical theory of dynamical systems. Here we will present a simple argument why Eq. (35) is consistent with the presence of a hidden limit cycle. The equations of motion for the system can be expressed in the form

$$\dot{v} + v + \frac{1}{2i}(\zeta - \zeta^*) = i_{\text{tot}}, \quad (76)$$

$$\dot{\zeta} + \zeta + i(\zeta - 4\alpha)v = 0. \quad (77)$$

where ζ is a complex variable such that $\text{Re } \zeta = i_S$ and $\text{Im } \zeta = i_J$, while the dot indicates derivation with respect to the dimensionless time variable τ (see Eqs. (42) (43), and (44)). In terms of the Fourier expansions

$$\begin{aligned} v(\tau) &= \sum_n v_n e^{-in\omega\tau}, \quad v_{-n} = v_n^* \\ \zeta(\tau) &= \sum_n \zeta_n e^{-in\omega\tau}. \end{aligned} \quad (78)$$

and taking $i_{\text{tot}} = \text{const.}$, Eqs. (76) and (77) become

$$(1 - in\omega)v_n + \frac{1}{2i}(\zeta_n - \zeta_{-n}^*) - i_{\text{tot}}\delta_{n,0} = 0, \quad (79)$$

$$(1 - in\omega)\zeta_n + i \sum_m \zeta_{n-m} v_m - 4i\alpha v_n = 0. \quad (80)$$

We expect the hidden-attractor oscillation to be dominated by the fundamental frequency ω . Taking Eq. (79) for $n = 0$ and Eq. (80) for $n = 1$, and neglecting v_n, ζ_n for all $|n| > 1$, we obtain

$$v_0 + \frac{1}{2i}(\zeta_0 - \zeta_0^*) \simeq i_{\text{tot}}, \quad (81)$$

$$[1 + i(v_0 - \omega)]\zeta_1 \simeq i(4\alpha - \zeta_0)v_1. \quad (82)$$

The equilibrium value of ζ is, according to Eq. (77),

$$\zeta_0 = \frac{4\alpha}{1 - \frac{i}{v_0}}, \quad (83)$$

where v_0 is the corresponding equilibrium value for v (the same quantity as in Eq. (54)). For $|v_0| \gg 1$ we therefore have

$$\zeta_0 \simeq 4\alpha. \quad (84)$$

Putting Eq. (84) into Eq. (81) we get

$$v_0 \simeq i_{\text{tot}}, \quad (85)$$

i.e., v_0 is approximately equal to the external current bias applied to the JJ. This corresponds to the stable and approximately ohmic branch of the I - V characteristic for the JJ.

In the regime of large applied current ($|i_{\text{tot}}| \gg 1$) and small damping ($4\alpha \gg 1$), Eqs. (81) and (82) are consistent with a hidden-attractor self-oscillation ($|v_1| > 0$ and $|\zeta_1| > 0$) with a fundamental frequency

$$\omega \simeq v_0 \simeq i_{\text{tot}}. \quad (86)$$

Note that in the original variables (see Eqs. (42) and (43)), this fundamental frequency is

$$\Omega = \gamma\omega = \frac{2eV_0}{\hbar} = \frac{2eRI}{\hbar}. \quad (87)$$

This agrees with what we expected from the nature of parametric resonance, as was explained in words in Sec. III B, after we formulated Eqs. (35) and (36). In Sec. V B we discuss how such hidden-attractor oscillations can be seen in numerical simulations. There we will measure frequency in terms of an equivalent v_0 .

B. Numerical simulations

As we alluded to already in Sec. IV C, the mathematical appearance of such a self-oscillation is different from the Hopf bifurcations considered in [8, 51] and in the “putt-putt” engine model of [18, 37]. The form of Eqs. (76) and (77) is closer to the model of the Quincke rotor in [18], but the Quincke rotor’s self-sustained rotation appeared as a simple pitchfork bifurcation, which is not the case in our model of the JJ. As we will see, our model of the JJ is more subtle from the point of view of the mathematical theory of dynamical systems, since it exhibits hidden attractors around stable fixed points.

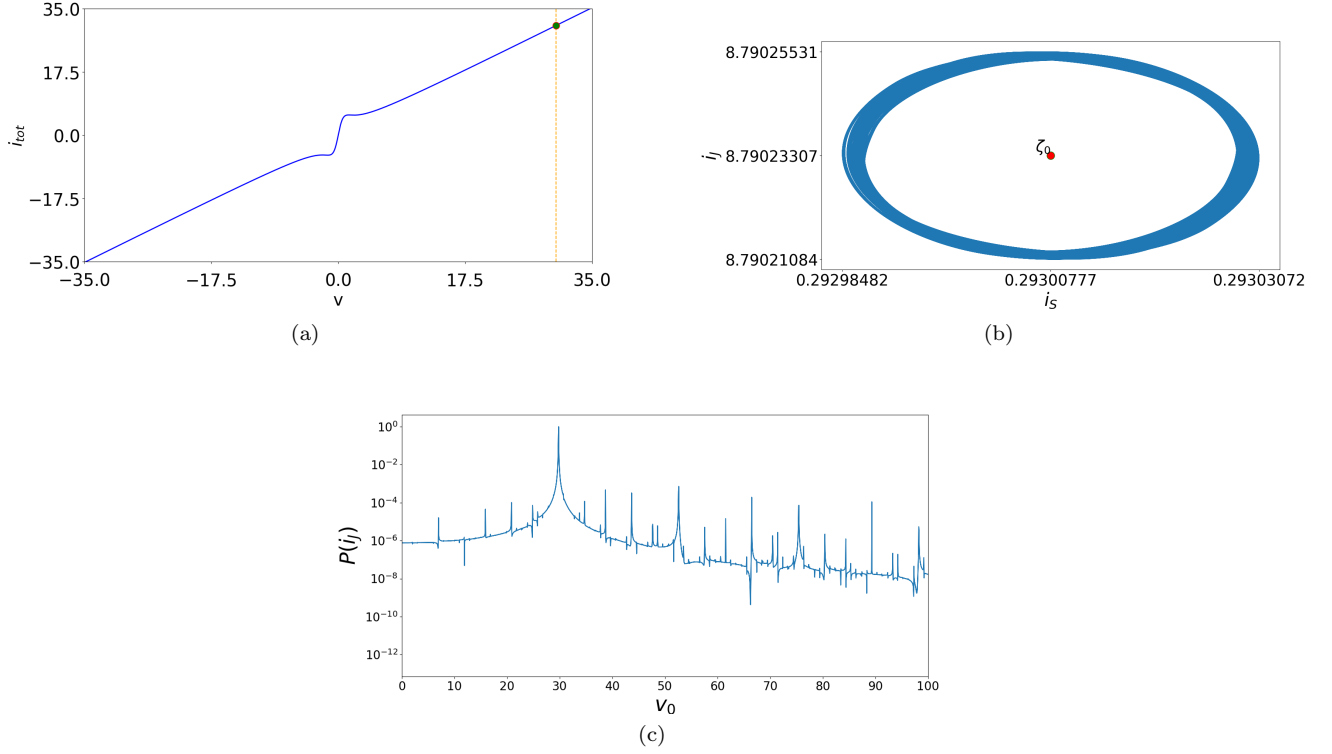


FIG. 6. Hidden-attractor self-oscillation around a stable fixed point ζ_0 (with $\text{Re } \zeta_0 = i_{S,0}$ and $\text{Im } \zeta_0 = i_{J,0}$) of the dynamical system defined by Eqs. (76) and (77), for $\alpha = 2.2$. (a) The initial point (in green), marked with reference to the characteristic curve (in blue) of Eq. (47). (b) Hidden attractor in the ζ plane. The orbit is plotted for times $500 \leq \tau \leq 550$. The equilibrium point ζ_0 is marked in orange. (c) Power spectrum for the oscillation of the tunneling current i_J , computed from the numerically integrated orbit for $3500 \leq \tau \leq 3650$.

In order to find hidden attractors in our model and characterize some of their properties, we integrate Eqs. (76) and (77) numerically, for various values of the parameter α and for various choices of initial conditions. The results shown in this section were obtained using the LSODA method, as implemented in the ODEPACK library [56]. Almost identical results were obtained using the BDF method, as implemented in the CVODE library [57].

As expected from the argument in Sec. V A, we find numerical evidence of hidden attractors around stable equilibrium points for sufficiently large values of α and v_0 . To find them, we displaced the initial conditions slightly away from the equilibrium $\delta v = \delta i_J = \delta i_S = 0$ (see Eq. (54)) and we then observed the corresponding orbit after long times. Figure 6 shows one such hidden attractor, for an orbit with initial values $v_0 = 30$, $\delta v = \delta i_J = 0$, and $\delta i_S = -0.1$. In general, we find that hidden attractors appear only for values of α large enough that the corresponding I - V characteristic presents hysteresis (see Sec. IV A). Since the equilibrium point ζ_0 inside the hidden attractor is stable, it has a finite basin of attraction. For the same parameters used in the simulation of Fig. 6 but with initial $|\delta i_S| \lesssim 10^{-6}$ (while keeping the initial $\delta v = \delta i_J = 0$), we find that the resulting orbit decays to ζ_0 , rather than giving a persistent oscillation.

Thus, a small but finite initial disturbance is needed to excite the JJ's self-oscillation. This is the defining feature of a “hidden attractor”. In [19] and elsewhere, the authors draw a distinction between “self-excited” oscillations, associated with an unstable fixed point, and “hidden” oscillations which are not. An infinitesimal perturbation is enough to take a self-excited system away from the fixed point and towards the limit cycle or strange attractor. The lack of such an unstable equilibrium makes the study and simulation of hidden attractors considerably more difficult. On the other hand, the hidden-attractor oscillations that we consider here for our model of the JJ fall within the scope of Andronov et al.'s conceptualization of a “self-oscillator” as an open system that generates and maintains a periodic variation at the expense of an external source of power that has no corresponding periodicity [8, 20].

The power spectrum for i_J shows that the hidden attractor corresponds to an oscillation whose fundamental frequency is v_0 (in the dimensionless variables introduced in Eq. (43)). This relation between the fundamental frequency of the hidden-attractor oscillation and the applied voltage v_0 holds over a range of values of v_0 , as shown in Fig. 7. This result is consistent with the fact that the radiation from a DC-biased JJ has a fundamental frequency $\Omega = 2eV/\hbar$. Note, however, that in our model the simple formula of Eq. (3) does not hold. The conversion between

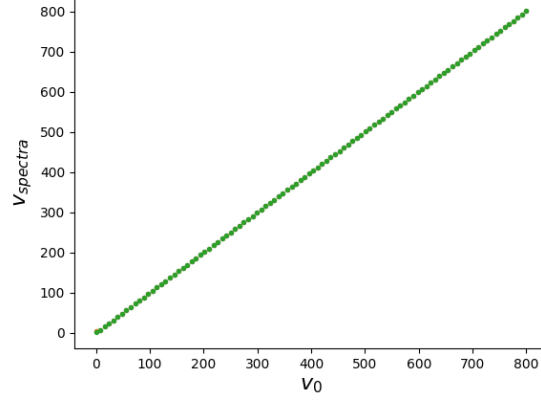


FIG. 7. Value of the fundamental peak of the frequency spectrum for the self-oscillation of the tunneling current i_J (labelled v_{spectra} and measured in the units defined in Eqs. (42), (43)) as a function of the applied voltage v_0 , for $\alpha = 2.2$. The various spectra are computed from the numerically integrated orbits for $4850 \leq \tau \leq 5000$.

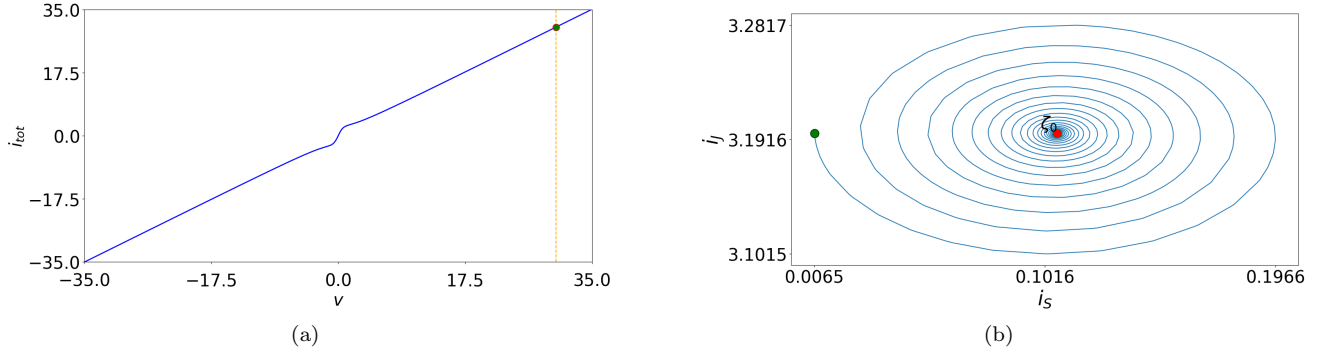


FIG. 8. Approach to a stable fixed point of the dynamical system defined by Eq. (44) for $\alpha = 0.8$. (a) The initial point, marked in green with reference to the characteristic curve (in blue) of Eq. (47). (b) Orbit in the complex ζ plane for $0 \leq \tau \leq 550$.

the applied DC bias and the observed AC emission (what we called “DC \rightarrow AC” in Sec. I) appears here as the result of an irreversible engine dynamics, associated with the presence of hidden attractors in the solutions to our equations of motion.

For $\alpha < 2$ —in which case the I - V characteristic for the JJ does not show any hysteresis— we have not found hidden attractors in our numerical simulations. Instead, we find that initial conditions close to the linearly stable equilibrium decay steadily towards that equilibrium. An example of such behavior is shown in Fig. 8. A more precise and extensive characterization of the dynamical system defined by Eq. (44) is left for future investigation, as it constitutes an interesting mathematical problem in its own right. Here our goal has been only to establish the presence of hidden attractors whose behavior is consistent with the DC \rightarrow AC properties of the Josephson effect.

We consider it non-trivial that our simple model of the JJ gives an adequate picture not only of the unusual properties of the I - V characteristic (as explained in Sec. IV B) and of its response to external forcing by an AC electric field (as explained in Sec. IV E), but also of its autonomous operation as an engine (self-oscillator) that acts as an irreversible DC \rightarrow AC converter. We believe that this calls for further investigation not only in terms of the physical theory of open quantum systems, but also of the mathematical theory of dynamical systems. The aim should be to clarify conceptually the relation between these different phenomena, which are nonetheless all characteristic of an active electronic device.

The numerical study of hidden attractors in such a nonlinear dynamical system is somewhat subtle. For our present purposes, it sufficed to show that stable oscillations persist after very long times (we observed this for τ as large as 5000). We were able to establish this using both the CVODE and the ODEPACK libraries to carry out our numerical integration. However, it should be pointed out that these long-lived oscillations are not observed with some other numerical methods commonly used. In particular, for the same initial conditions as in Fig. 6, the SUNDIALS library [58] (Radau method) shows a rapid approach to the stable fixed point (see Fig. 9). We believe that this is an artifact

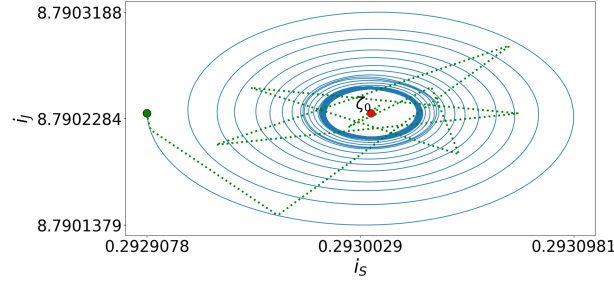


FIG. 9. Integrated orbit found using the LSODA (in blue) and Radau (dotted green). The green dot denotes the initial point, while the orange one denotes the fixed point ζ_0 . This curve has the same parameters as the Fig. 6, but with initial condition $\delta i_S = -1 \times 10^{-4}$. The hidden attractor is not observed in the Radau integration

of this particular method. Some care is therefore needed in studying the hidden attractors numerically.

VI. ELECTROMAGNETIC RADIATION

Self-oscillation of the JJ produce both electromagnetic and acoustic waves, with fundamental frequency $\Omega = eV/\hbar$ and weaker harmonics. For the case of electromagnetic radiation, the wavelength is much longer than the linear dimension of JJ, which suggests a collective character of the emission process. Moreover, since Cooper pairs are bosons, their wave function is symmetric with respect to permutations. This makes our model of the JJ well suited for implementing Dicke's superradiance mechanism [59]. Such radiation is highly monochromatic and coherent, and when the JJ is placed inside a resonant cavity the emission is considerably enhanced, as demonstrated experimentally in [23, 25].

A. Superradiance dynamics

We will briefly discuss here the phenomenon of superradiance for an idealized system of N two-level "atoms" interacting with an electromagnetic field at zero temperature. We assume that the size of the sample is small in comparison to the wavelength of emitted radiation, leading to collective emission of radiation with intensity proportional to N^2 . If the initial state of the atomic ensemble is a product of N identical 2×2 density matrices, one can show that in the limit of large N the product structure is preserved and that the time evolution of the system may be described by the non-linear master equation for the corresponding MDM, normalized to N :

$$\frac{d}{dt}\sigma = -i\omega_A[S_3, \sigma] + \frac{1}{2}\gamma_e [\text{Tr}(\sigma S^+)S^- - \text{Tr}(\sigma S^-)S^+, \sigma] \quad (88)$$

For details on this formulation, see [48].

Here, ω_A is an atomic frequency and γ_e is the spontaneous emission rate for the single atom. Denoting by $|1\rangle, |2\rangle$ the excited and ground state respectively, we define the "spin" matrices by

$$S_3|1\rangle = \frac{1}{2}|1\rangle, \quad S_3|2\rangle = -\frac{1}{2}|2\rangle, \quad S^+|2\rangle = |1\rangle, \quad \text{and} \quad S^-|1\rangle = |2\rangle. \quad (89)$$

Inserting, the same parametrization of the MDM in terms of $n_{1,2}$ and z as in Eq. (25) into Eq. (88), we obtain

$$\begin{aligned} \dot{n}_1 &= -\gamma_e|z|^2, \quad \dot{n}_2 = \gamma_e|z|^2 \\ \dot{z} &= -i\omega_A z + \frac{1}{2}\gamma_e(n_1 - n_2)z. \end{aligned} \quad (90)$$

Because the total number of atoms $N = n_1 + n_2$ is preserved, we can use the variable $n = n_1 - n_2$ to get

$$\begin{aligned} \dot{n} &= -2\gamma_e|z|^2, \\ \dot{z} &= -i\omega_A z - \frac{1}{2}\gamma_e n z. \end{aligned} \quad (91)$$

Notice that, due to the mathematical structure of Eq. (88), the initially pure MDM remains pure (i.e. $|z|^2 = n_1(N - n_1)$) and the evolution of excited state population satisfies the well known equation

$$\dot{n}_1 = -\gamma_e(N - n_1)n_1. \quad (92)$$

This reproduces the N^2 proportionality and the bell-shaped time dependence of the intensity of radiated energy. The radiated power is given by

$$\mathcal{P}(t) = -\hbar\omega_A\dot{n}_1 = \hbar\gamma_e\omega_A|z(t)|^2. \quad (93)$$

We can apply this superradiance model to the JJ by treating the Cooper pairs occupying two levels as analogous to the ensemble of two-level atoms with permutation symmetry. The emitted radiation possesses a collective superradiant character and one can add to the JJ equations of motion for V and z the contributions resulting from Eq. (91), recalling that $V = en/C$ [Eq. (33)]. The modified JJ dynamics is governed by

$$\dot{V} = -\gamma V + i\frac{2Ke}{C}(z - z^*) + \frac{1}{C}(I - 2e\gamma_e|z|^2), \quad (94)$$

$$\dot{z} = -\left(\gamma + \frac{1}{2}\gamma_e\frac{CV}{e}\right)z - i\frac{2eV}{\hbar}z + i\frac{KC}{2e}V. \quad (95)$$

The correction $-2e\gamma_e|z|^2$ to the external current I in Eq. (94) corresponds, when multiplied by the voltage V , to the radiated power. We can therefore introduce a useful parameter characterizing the JJ's radiation efficiency under stationary conditions

$$\eta_{\text{rad}} = \frac{\mathcal{P}_{\text{rad}}}{\mathcal{P}_{\text{in}}} = \frac{2eV\gamma_e|z_0|^2}{VI} = \frac{2e\gamma_e|z_0|^2}{I}. \quad (96)$$

To estimate the stationary value of $|z_0|^2$ we assume a weak damping regime, so that

$$|z_0|^2 \simeq \frac{K^2}{\omega_c^2} = \frac{\hbar C}{8e^3}I_c. \quad (97)$$

Therefore, we find that

$$\eta_{\text{rad}} = \gamma_e \frac{\hbar C}{4e^2} \frac{I_c}{I}. \quad (98)$$

Note that the radiated power $2eV\gamma_e|z_0|^2$ computed from Eq. (94) agrees with the formula of Eq. (93) for the “atomic frequency” $\omega_A = 2eV/\hbar$.

B. Radiation into open space

For a single JJ generating radiating microwaves into open space, we can use the expression for γ_e computed for a two-level atom with an electric dipole \mathbf{d} . This is given by the formula

$$\gamma_e = \frac{4\pi\mu_0}{3\hbar c} \mathbf{d}^2 \omega_A^3, \quad (99)$$

where now

$$\omega_A = \frac{2eV}{\hbar}, \quad (100)$$

and the dipole moment of a “JJ atom” is given by the product of the distance ℓ between the superconducting electrodes and the charge $2e$ for a single Cooper pair. This leads to the final formula for η_{rad} , valid in the weak damping regime:

$$\eta_{\text{rad}} = \frac{I_c}{I} \frac{32\pi\mu_0 e^3}{3\hbar^3 c} CV^3 \ell^2. \quad (101)$$

Typically, radiation is observed from JJ's in which $I \simeq I_c \simeq 10^{-3}$ A, $C \simeq 3 \times 10^{-13}$ F, $V \simeq 10^{-3}$ V, and $\ell = 10^{-9}$ m, which gives

$$\eta_{\text{rad}} \simeq 5 \times 10^{-8}. \quad (102)$$

This efficiency can be enhanced by placing the JJ inside a high-quality optical cavity, as we will discuss in Sec. VI C. The resulting estimate of the efficiency is reasonable, but a question remains because the coherence length ξ_0 of the Cooper pairs may be much larger than the separation ℓ between the electrodes [60]. The interpretation of the dipole moment of the “JJ atom” may require more careful consideration.

C. Cavity enhancement

In the experimental setup of [23, 25], the JJ is placed inside a resonant cavity. This leads to a much stronger and highly coherent radiation, which the authors of [25] call a “Josephson junction laser”. To estimate the efficiency in this case, we use a well-known results of cavity QED describing enhanced spontaneous emission for an atom in resonance (the “Purcell effect”) [61]:

$$\gamma_e^{\text{cav}} = \gamma_e \frac{3Q}{4\pi^2} \left(\frac{\lambda_A}{L} \right)^3, \quad (103)$$

where Q is the cavity’s quality factor, L is a cavity linear dimension, and $\lambda_A = 2\pi c/\omega_A$ is the wavelength of the emitted radiation. As typically $L \simeq \lambda_A$ the enhancement of the efficiency factor is largely determined by Q , i.e.

$$\eta_{\text{rad}}^{\text{cav}} \simeq 0.1 \eta_{\text{rad}} Q, \quad (104)$$

which is consistent with the observed enhancement by a few orders of magnitude, relative to Eq. (102). For further treatment of the Purcell effect in cavity QED, see [62] and references therein.

VII. DISCUSSION

Despite having been amply studied and applied since it was first proposed in 1962, the Josephson effect has remained something of a conundrum because of the failure of theorists to treat it consistently as the dynamics of an open system. The JJ’s ability to convert DC→AC should not be regarded as a spontaneous breaking of time-translation invariance (in the manner of a “time crystal” [63]), but rather as the dynamics of an engine that cyclically extracts work from an external thermodynamic disequilibrium. This DC→AC conversion is a *self-oscillation* and, as such, a thermodynamically irreversible process resulting from a feedback between the state of a “tool” —corresponding, in this case, to the coherence z in the macroscopic density matrix of Eq. (24)— and the coupling of the engine’s working substance (here the Cooper pairs in the JJ) to the external baths. In our model, this feedback is captured by the coupling of the differential equations for the evolution of z and the voltage V of the junction [Eqs. (35) and (36)].

We have shown that the dynamical system characterized by the coupled Eqs. (35) and (36) has a rich structure, consistent with the key features of the JJ. One of these features is the voltage-current relation of Eq. (46), which exhibits ohmic behavior for large voltage bias, as well as negative differential resistance and hysteresis when the damping of the system is small enough. In Sec. IV we recovered the main qualitative results of the RCSJ model, but without invoking a “tilted washboard potential” unbounded from below, or introducing any *ad hoc* dissipation mechanism extraneous to the JJ’s dynamics. Note also that the current-voltage characteristic for the JJ, as shown in Fig. 2(a) displays a “pinched” hysteresis loop (i.e., a closed hysteresis curve that passes through the origin, at zero current and zero voltage), meeting Chua’s updated definition of a “memristor” [64]. Our model might therefore be useful in clarifying the debate about whether memristors are passive or active devices [65, 66].

Our model of the JJ can describe the well known quantum interference used in SQUIDs for the precise measurement of magnetic fluxes, as we showed in Sec. IV D. Another important feature of our treatment of the JJ as an open system is that it accounts for the frequency locking (“Shapiro steps”) observed when the JJ is subjected to an external AC electric field. As we discussed in Sec. IV E, this effect appears naturally in our description, without having to invoke any accompanying modulation of the external bias current (as in the RCSJ model).

In Sec. V we found by numerical integration that this same dynamical system exhibits self-oscillations in the form of “hidden attractors” that can be excited by small but finite perturbations about a linearly stable equilibrium. This self-oscillation of z and V has a fundamental frequency equal to the Josephson frequency $\Omega = 2eV/\hbar$, and can therefore account for the emission of monochromatic photon and phonon radiation observed in many experiments (radiation which, in the case of photons, may be enhanced by the coupling of the JJ to a resonant cavity). This non-thermal radiation can be understood as a form of work extracted by the JJ engine from the disequilibrium between the two external electronic baths to which it is coupled. This is consistent with the picture of JJ radiation presented in Sec. VI, based on Dicke’s theory of superradiance in quantum optics. However, the precise relation between the hidden attractors of Sec. V and the superradiant mechanism discussed in Sec. VI calls for further investigation.

The model that we have presented here is the simplest dynamical description consistent with these important features of the JJ. Further work is needed to improve and clarify the detailed modeling of the JJ, including such effects as the dependence of the tunneling rate K on the junction voltage V and an explicit treatment of the electrostatic interactions of the Cooper pairs. The methods that we have introduced here might also help to clarify the dynamics of the Esaki diode, an active device used to build electrical oscillators that, like the JJ, exhibits a negative differential resistance associated with electron tunneling [67].

Beyond the concrete problem of understanding the Josephson effect as an irreversible process, we consider that the present work is also of interest more broadly to the physical theory of quantum thermodynamics as well as to the mathematical theory of dynamical systems. In previous models of quantum engines, the work is extracted by a degree of freedom that is effectively classical or semi-classical [45]. In our model of the JJ work is extracted by a “tool” (or “piston”) that is a macroscopic but intrinsically quantum object: the coherence z in the density matrix of Eq. (24). This could make it important for developing a better understanding of the physics of practical qubits and how they can be maintained against decoherence.

In the theory of dynamical systems, most mathematical models of autonomous engines have been based on Hopf bifurcations and the associated limit cycles [8, 51]. In our model, the JJ’s engine dynamics is associated with hidden attractors [19]. The precise characterization of these attractors and their relation to other features of our model deserves further study. Following the suggestion made long ago by Fabry and Le Corbeiller [16, 17], we believe that a fruitful dialogue between thermodynamics and the theory of differential equations may be the key to a better understanding of active devices more generally [68], including other electrical self-oscillators.

ACKNOWLEDGMENTS

We thank Luis Cort-Barrada for extensive discussions and valuable suggestions. This work was supported by the International Research Agendas Programme (IRAP) of the Foundation for Polish Science (FNP) with structural funds from the European Union (EU). MH and GS acknowledge the support by the Polish National Science Centre grant OPUS-21 (No: 2021/41/B/ST2/03207). MH is also partially supported by the QuantERA II Programme (No 2021/03/Y/ST2/00178, acronym ExTRaQT) that has received funding from the European Union’s Horizon 2020.

-
- [1] B. D. Josephson, “Possible new effects in superconductive tunneling”, *Phys. Lett.* **1**, 251 (1962)
 - [2] P. W. Anderson and J. M. Rowell, “Probable Observation of the Josephson Superconducting Tunneling Effect”, *Phys. Rev. Lett.* **10**, 230 (1963)
 - [3] S. Shapiro, “Josephson Currents in Superconducting Tunneling: The Effect of Microwaves and Other Observations”, *Phys. Rev. Lett.* **11**, 80 (1963)
 - [4] A. Barone and G. Paterno, *Physics and Applications of the Josephson Effect* (New York: Wiley, 1982)
 - [5] K. K. Likharev, *Dynamics of Josephson Junctions and Circuits* (New York: Gordon and Breach, 1986)
 - [6] E. Wolf, G. Arnold, M. Gurvitch, and J. Zasadzinski (eds.), *Josephson Junctions: History, Devices, and Applications* (Singapore: Pan Stanford, 2017)
 - [7] F. Tafuri (ed.), *Fundamentals and Frontiers of the Josephson Effect* (Cham: Springer, 2019)
 - [8] A. Jenkins, “Self-oscillation”, *Phys. Rep.* **525**, 167 (2013) [arXiv:1109.6640 [physics.class-ph]]
 - [9] H. Hertz, “On Very Rapid Electric Oscillations”, in *Electric Waves*, trans. D. E. Jones (New York: Dover, 1962 [1893]), pp. 29–53. This is a translation of *Wied. Ann.* **31**, 421 (1887).
 - [10] W. Duddell, “On rapid variations in the current through the direct-current arc”, *J. Inst. Electr. Engrs.* **30**, 232 (1900)
 - [11] J. Groszkowski, *Frequency of Self-Oscillations*, (Oxford: Pergamon, 1964)
 - [12] J.-M. Ginoux, *History of Nonlinear Oscillations Theory in France (1880–1940)* (Cham: Springer, 2017)
 - [13] T. Prodromakis, C. Toumazou, and L. Chua, “Two centuries of memristors”, *Nat. Mater.* **11**, 478 (2012)
 - [14] J.-M. Ginoux and B. Rossetto, “The Singing Arc: The Oldest Memristor?”, in *Chaos, CNN, Memristors and Beyond*, eds. A. Adamatzky and G. Chen, (Singapore: World Scientific, 2013), pp. 494–507 [arXiv:1408.5103 [physics.hist-ph]]
 - [15] P. Le Corbeiller, *Les systèmes autoentretenus et les oscillations de relaxation*, (Paris: Hermann, 1931)
 - [16] P. Le Corbeiller, “The non-linear theory of the maintenance of oscillations”, *J. Inst. Electr. Engrs.* **79**, 361 (1936), reprinted in *Proc. Inst. Electr. Engrs.* **11**, 292 (1936)
 - [17] P. Le Corbeiller, “Two-Stroke Oscillators,” *IRE Trans. Circ. Theory* **7**, 387 (1960)
 - [18] R. Alicki, D. Gelbwaser-Klimovsky, and A. Jenkins, “The problem of engines in statistical physics”, *Entropy* **23**, 1095 (2021) [arXiv:2108.07428 [cond-mat.stat-mech]]
 - [19] D. Dudkowski et al., “Hidden attractors in dynamical systems”, *Phys. Rep.* **637**, 1 (2016)
 - [20] A. A. Andronov, A. A. Vitt, and S. È. Khaikin, *Theory of Oscillators*, ed. W. Fishwick, (Mineola, NY: Dover, 1987 [1966]), pp. 199 – 200.
 - [21] I. K. Yanson, V. M. Svistunov, and I. M. Dmitrenk, “Experimental observation of tunnel effect for cooper pairs with emission of photons”, *Sov. Phys. JETP* **21**, 650 (1965)
 - [22] D. N. Langenberg, D. J. Scalapino, B. N. Taylor, and R. E. Eck, “Investigation of Microwave Radiation Emitted by Josephson Junctions”, *Phys. Rev. Lett.* **15**, 294 (1965); erratum **15**, 842 (1965)
 - [23] N. F. Pedersen et al., “Direct detection of the Josephson radiation emitted from superconducting thin-film microbridges”, *Appl. Phys. Lett.* **28**, 562 (1976)
 - [24] U. Welp, K. Kadowaki, and R. Kleiner, “Superconducting emitters of THz radiation”, *Nat. Photonics* **7**, 702 (2013)

- [25] M. C. Cassidy et al., “Demonstration of an ac Josephson junction laser”, *Science* **355**, 939 (2017) [arXiv:1703.05404 [cond-mat.supr-con]]
- [26] P. Berberich, R. Buemann, and H. Kinder, “Monochromatic Phonon Generation by the Josephson Effect”, *Phys. Rev. Lett.* **49**, 1500 (1982)
- [27] L. B. Ioffe, V. B. Geshkenbein, Ch. Helm, and G. Blatter, “Decoherence in Superconducting Quantum Bits by Phonon Radiation”, *Phys. Rev. Lett.* **93**, 057001 (2004)
- [28] F. Giazotto et al., “A Josephson Quantum Electron Pump”, *Nature Phys.* **7**, 857 (2011) [arXiv:1102.4207 [cond-mat.mes-hall]]
- [29] P. P. Hofer, J.-R. Souquet, and A. A. Clerk, “Quantum heat engine based on photon-assisted Cooper pair tunneling” *Phys. Rev. B* **93**, 041418(R) (2016)
- [30] P. P. Hofer, M. Perarnau-Llobet, J. Bohr Brask, R. Silva, M. Huber, and N. Brunner, “Autonomous quantum refrigerator in a circuit QED architecture based on a Josephson junction” *Phys. Rev. B* **94**, 235420 (2016)
- [31] P. Horowitz and W. Hill, *The Art of Electronics*, 3rd ed. (Cambridge: Cambridge U. P., 2015), p. 71
- [32] A. F. Andreev, “Thermal conductivity of the intermediate state in superconductors”, *Sov. Phys. JETP* **19**, 1228 (1964)
- [33] R. P. Feynman, “The Schrödinger Equation in a Classical Context: A Seminar on Superconductivity”, in *Feynman Lectures on Physics*, vol. III, (New York: Basic Books, 2010 [1964]) sec. 21–9. Available online at https://www.feynmanlectures.caltech.edu/III_21.html (accessed 9 Feb. 2023)
- [34] M. Tinkham, *Introduction to Superconductivity*, 2nd ed. (Mineola, NY: Dover, 2004 [1996]), sec. 6.3
- [35] S. H. Strogatz, *Nonlinear Dynamics and Chaos*, 2nd ed. (Boulder: Westview Press, 2014), secs. 4.6, 8.5
- [36] B. I. Halperin, G. Refael, and E. Demler, “Resistance in Superconductors”, in *BCS: 50 Years*, eds. L. N. Cooper and D. Feldman (Singapore: World Scientific, 2011), pp. 185 – 226 [arXiv:1005.3347 [cond-mat.supr-con]]
- [37] R. Alicki, D. Gelbwaser-Klimovsky, and A. Jenkins, “A thermodynamic cycle for the solar cell”, *Ann. Phys. (NY)*, **378**, 71 (2017) [arXiv:1606.03819 [cond-mat.stat-mech]]
- [38] A. S. Eddington, “The Pulsations of a Gaseous Star and the Problem of the Cepheid Variables II”, *Mon. Not. R. Astron. Soc.* **79**, 177–189 (1919)
- [39] A. S. Eddington, *The Internal Constitution of the Stars* (Cambridge: Cambridge University Press, 1988 [1926]), §134–138
- [40] J. W. Strutt (Baron Rayleigh), “The Explanation of Certain Acoustical Phenomena”, *Nature* **18**, 319–321 (1878)
- [41] J. W. Strutt (Baron Rayleigh), *The Theory of Sound*, 2nd ed., vol. II, (New York: Dover, 1945 [1896]), §322g
- [42] L. Magri, M. P. Juniper, and J. P. Moeck, “Sensitivity of the Rayleigh criterion in thermoacoustics”, *J. Fluid Mech.* **882**, R1 (2020)
- [43] G. J. Milburn, “The thermodynamics of clocks”, *Contemp. Phys.* **61**, 69 (2020) [arXiv:2007.02217 [quant-ph]]
- [44] A. Bruch, S. V. Kusminskiy, G. Refael, and F. von Oppen, “Interacting adiabatic quantum motor”, *Phys. Rev. B* **97**, 195411 (2018) [arXiv:1712.04952 [cond-mat.mes-hall]]
- [45] R. Alicki and R. Kosloff, “Introduction to quantum thermodynamics: History and prospects”, in *Thermodynamics in the Quantum Regime*, eds. F. Binder et al., (Cham: Springer, 2019), pp. 1–33 [arXiv:1801.08314 [quant-ph]]
- [46] C. W. Wächtler, P. Strasberg, S. H. L. Klapp, G. Schaller, and C. Jarzynski, “Stochastic thermodynamics of self-oscillations: the electron shuttle”, *New J. Phys.* **21**, 073009 (2019) [arXiv:1902.08174 [cond-mat.stat-mech]]
- [47] J. A. Sauls, “Andreev bound states and their signatures”, *Phil. Trans. R. Soc. A* **376**, 0140 (2018)
- [48] R. Alicki and K. Lendi, *Quantum Dynamical Semigroups and Applications*, *Lect. Notes Phys.* **717**, 1 (2007), sec. 1.3
- [49] M. Borenstein and W. E. Lamb, Jr., “Classical Laser”, *Phys. Rev. A* **5**, 1298 (1972)
- [50] M. Sargent III, M. O. Scully and W. E. Lamb, Jr., *Laser Physics*, (Reading, MA: Addison-Wesley, 1974)
- [51] S. H. Strogatz, *Nonlinear Dynamics and Chaos*, 2nd ed., (Boulder: Westview Press, 2014), sec. 8.2
- [52] C. A. Hamilton, “Josephson voltage standards” *Rev. Sci. Instrum.* **71**, 3611 (2000)
- [53] C. C. Grimes and S. Shapiro, “Millimeter-Wave Mixing with Josephson Junctions”, *Phys. Rev.* **169**, 397 (1968)
- [54] P. Russer, “Influence of Microwave Radiation on Current-Voltage Characteristic of Superconducting Weak Links”, *J. Appl. Phys.* **43**, 2008 (1972)
- [55] A. B. Pippard, *The Physics of Vibration*, omnibus ed., (Cambridge: Cambridge University Press, 1989 [1979]), pp. 416–424
- [56] A. C. Hindmarsh, “ODEPACK, A Systematized Collection of ODE Solvers”, in *Scientific Computing*, eds. R. S. Stepleman et al. (Amsterdam: North-Holland, 1983), pp. 55–64. Available online at https://computing.llnl.gov/sites/default/files/ODEPACK_pub1_u88007.pdf
- [57] D. J. Gardner, D. R. Reynolds, C. S. Woodward, and C. J. Balos, “Enabling New Flexibility in the SUNDIALS Suite of Nonlinear and Differential/Algebraic Equation Solvers”, *ACM Trans. Math. Softw.* **48**, 31 (2022) [arXiv:2011.10073 [cs.MS]]
- [58] A. C. Hindmarsh et al., “SUNDIALS: Suite of nonlinear and differential/algebraic equation solvers”, *ACM Trans. Math. Softw.* **31**, 363 (2005)
- [59] R. Dicke, “Coherence in Spontaneous Radiation Processes”, *Phys. Rev.* **93**, 99 (1954)
- [60] K. A. Delin and T. P. Orlando, “Superconductivity”, in *The Electrical Engineering Handbook*, ed. R. C. Dorf (Boca Raton: CRC Press, 1993), pp. 1114–1123
- [61] E. M. Purcell, “Spontaneous emission probabilities at radio frequencies”, *Phys. Rev.* **69**, 681 (1946)
- [62] H. Walther, B. T. H. Varcoe, B.-G. Englert, and T. Becker, “Cavity quantum electrodynamics”, *Rep. Prog. Phys.* **69**, 1325 (2006)
- [63] F. Wilczek, “Quantum Time Crystals”, *Phys. Rev. Lett.* **109**, 160401 (2012) [arXiv:1202.2539 [quant-ph]]
- [64] L. Chua, “If it’s pinched it’s a memristor”, *Semicond. Sci. Technol.* **29**, 104001 (2014)
- [65] K. M. Sundqvist, D. K. Ferry, and L. B. Kish, “Memristor Equations: Incomplete Physics and Undefined Passiv-

- ity/Activity”, *Fluct. Noise Lett.* **16**, 1771001 (2017) [arXiv:1705.08750 [physics.gen-ph]]
- [66] I. Abraham, “The case for rejecting the memristor as a fundamental circuit element”, *Sci. Rep.* **8**, 10972 (2018) [arXiv:1808.05982 [cs.ET]]
- [67] L. Esaki, “New Phenomenon in Narrow Germanium p - n Junctions”, *Phys. Rev.* **109**, 603 (1958)
- [68] K. M. Sundqvist, D. K. Ferry, and L. B. Kish, “Second Law based definition of passivity/activity of devices”, *Phys. Lett. A* **381**, 3364 (2017) [arXiv:1705.08750 [physics.gen-ph]]