

# PyRates - A Code-Generation Tool for Dynamical Systems Modeling \*

Richard Gast<sup>†</sup>, Thomas R. Knösche<sup>‡</sup>, and Ann Kennedy<sup>§</sup>

## Abstract.

Systems of differential equations are commonly used to model real-world dynamical systems. In most cases, numerical methods are needed to study these systems. There are many freely available software solutions that implement numerical methods for dynamical systems analysis. However, these different software solutions have different requirements for user-supplied models, which makes it difficult to set up dynamical system analysis workflows using multiple tools and complicates sharing of workflows within the scientific community.

*PyRates* is a software tool for modeling and analyzing dynamical systems using a variety of programming languages. It provides a unified interface for defining complex, hierarchical models, either via simple *YAML* files or via a *Python* user interface.

*PyRates* uses code generation to translate user-defined models into "backend" implementations in languages such as *Python*, *Fortran*, and *Julia*, providing access to a wide range of dynamical system analysis methods. We demonstrate the capabilities of *PyRates* in three use cases, showing how it can generate (i) *NumPy* code for numerical simulations via *SciPy*, (ii) *Fortran* code for bifurcation analysis and parameter continuations via *PyCoBi*, and (iii) *PyTorch* code for neural network optimization via *RectiPy*. Furthermore, we show that *PyRates* is well suited as a model definition interface for other dynamical systems tools. To this end, we introduce *PyCoBi* and *RectiPy*, two software packages that we developed as extensions of *PyRates* for specific dynamical systems modeling applications.

**Key words.** open source software, dynamical systems modeling, bifurcation analysis, numerical simulation, model optimization, code generation

**AMS subject classifications.** 34-04, 37-04

**1. Introduction.** Since the formulation of classical mechanics by Newton [36], ordinary differential equation (ODE) systems have been used by scientists to study real-world dynamical systems [25, 45, 26]. Disciplines as diverse as physics, biology, neuroscience, and earth sciences have applied ODE systems to model phenomena such as fluid dynamics, population growth, neural synchronization, and climate change. While analytical solutions exist for some simple ODE systems, most real-world systems are too complex to study analytically [45]. Instead, numerical methods are critical to facilitate scientific understanding of ODE systems [46, 33]. For example, numerical methods are used to integrate ODE systems with thousands of state variables, apply automated parameter optimization algorithms in high-dimensional parameter spaces, and perform automated bifurcation analysis.

The research community has developed many software packages that efficiently implement the most widely used numerical analyses (see Tab. 1 for examples). However, there is no standardization across packages in how dynamical systems models must be formulated or how analysis models are implemented, and different packages differ in their degree and style

\*

**Funding:** RG has been supported by the Michael J. Fox Foundation via the Aligning Science Across Parkinson's grant awarded to AK.

<sup>†</sup>Northwestern University, Chicago, US ([richard.gast@northwestern.edu](mailto:richard.gast@northwestern.edu))

<sup>‡</sup>Max Planck Institute for Human Cognitive and Brain Sciences, Leipzig, Germany

<sup>§</sup>Northwestern University, Chicago, US

of software documentation, versioning, and automated testing. These idiosyncrasies impede the adoption, reproducibility, shareability, and transparency of numerical dynamical system analysis results [15, 47, 20].

Here, we present *PyRates*, an open-source *Python* toolbox for dynamical systems modeling. *PyRates* provides a simple yet flexible model definition language, which is parsed by the library’s code-generation tools into output code that can be run in various third-party software packages, or “backends”. The model definition language permits users to define simple mathematical operators (ODEs) and connect them in a hierarchical fashion to form networks of interacting elements. Models defined via *PyRates* can then be translated for processing by any of its various backends (see Tab. 1 for examples). For example, the same model definition can be used to perform parameter optimization via the *Julia* toolbox *BlackBoxOptim.jl* [14] and bifurcation analysis via the *Fortran*-based software *Auto-07p* [12]. Thus, *PyRates* promises to (i) minimize effort and potential for errors when implementing dynamical system models, (ii) provide a simple but powerful model definition language that allows sharing of ODE implementations across different dynamical system analysis packages, and (iii) provide access to various powerful dynamical system analysis methods via a code generation approach.

**1.1. Overview.** *PyRates* was first developed as a toolbox for neural network modeling [17], however its code generation capabilities have since grown considerably. The purpose of this work is therefore to demonstrate these capabilities, and introduce *PyRates* as a code generation tool for dynamical systems modeling in general.

In the following sections, we will first compare *PyRates* to other, related dynamical systems modeling software. We will then present the software structure of *PyRates* in detail, noting novel features that have been added since our previous manuscript [17]. This is followed by use cases that demonstrate the main features of *PyRates* using a number of well-known dynamical system models. Finally, we will discuss the limitations of the software, as well as its potential to foster dynamical systems modeling research.

**1.2. Related Work.** As shown in section 3.1, *PyRates* supports numerical integration of differential equation systems and parallelized parameter sweeps. While this feature is useful for model validation and small dynamical system analyses, it is not the main purpose of the software. Other tools such as *DifferentialEquations.jl* for *Julia* [39], *SciPy* for *Python* [49], or *XPPAUT* for *Matlab* [13] offer a wide range of numerical ODE solvers. The main advantage of *PyRates* is that it allows users to interface these tools from a single model definition, giving them the flexibility to choose the best solver for their purposes.

This sets *PyRates* apart from dynamical system modeling frameworks such as COMSOL MultiPhysics [35], *PyDS* [7], *PySD* [24], *Simupy* [32], *The Virtual Brain* [41, 42], the *Brain Dynamics Toolbox* [22], or the Brain Modeling Toolkit [9], which provide a range of dynamical system analysis methods within a single framework. These tools can be useful for minimizing implementation errors, and for users that want a single tool with a set of analysis and visualization options. However, if a specific analysis method or algorithm is not provided, these tools lack the flexibility to interface with third-party software. In contrast, *PyRates* offers a code-generation approach that allows users to choose the best algorithms and implementations for each step in a dynamical system analysis pipeline. For example, you could use `scipy.optimize` to fit your model to data, then use *DDE-BIFTOOL* for bifurcation analysis

Name	Description	Language
<i>DifferentialEquations.jl</i> [39]	Toolbox for numerical analysis of various types of differential equation systems	<i>Julia</i>
<i>BlackBoxOptim.jl</i> [14]	Toolbox for model-independent parameter optimization	<i>Julia</i>
<i>Auto-07p</i> [12]	Toolbox for numerical parameter continuation and bifurcation analysis of ODE systems	<i>Fortran</i>
<i>SciPy</i> [49]	Toolbox that includes methods for ODE integration and parameter optimization	<i>Python</i>
<i>PyTorch</i> [1]	A machine learning library that includes methods for gradient-based parameter optimization	<i>Python</i>
<i>pygpc</i> [51]	Model-independent sensitivity and uncertainty analysis toolbox	<i>Python</i>
<i>DDE-BIFTOOL</i> [43]	Toolbox for numerical parameter continuation and bifurcation analysis of delayed differential equation systems	<i>Matlab</i>

**Table 1**

*Exemplary list of dynamical systems analysis software packages.*

around the optimized parameter set, and finally generate time series in different parameter regimes via *DifferentialEquations.jl*.

This makes *PyRates* similar to other code generation tools such as *Brian* [19], *ANNarchy* [50], *RateML* [48], *NESTML* [38], or *NeuroML* [28]. All of these tools generate code from user-defined model equations and are designed for numerical integration of neurodynamic models. Their use of code generation allows users to design a custom model via the software frontend, and obtain optimized code for backend implementation that is efficient on specific hardware. However, they each only generate code for a specific third-party backend (such as C or *Python*), and the generated code is not directly accessible to the user. *PyRates*, on the other hand, provides inherent access to the code generated for its different backends, while still offering run-time optimization options such as vectorizing the model equations or using function decorators like *Numba* [30] (see the gallery example on run-time optimization at <https://pyrates.readthedocs.io/en/latest/>). The user can easily manipulate

*PyRates*-generated code, for example to embed it into other scripts, thus maintaining full control even after the model is translated into a specific backend. This is an advantage over other string-based code generation methods, as the generated code can be easily observed and analyzed. Therefore, *PyRates* is attractive to experts and scholars in dynamical system modeling. It provides the flexibility to implement complex models and use expert-level analysis tools, while also offering full control over the model equations, allowing scholars to examine and adjust the output of *PyRates* and gain a deeper understanding of the models and analysis techniques.

In summary, *PyRates* is more than just an ODE solver. It is a dynamical system modeling framework that offers a range of ODE solving options, but mostly stands out for (i) a simple, yet powerful model definition language (see section 2.1), and (ii) translating these models into equation files for interfacing with other dynamical system tools (see section 2.2).

**2. Software Structure.** *PyRates* is freely available on *GitHub* and comes with detailed documentation. Each version is released on *PyPI* and can easily be installed using the *pip* package manager. For installation instructions, see the *GitHub* repository: <https://github.com/pyrates-neuroscience/PyRates>. The repository also provides information on officially supported *Python* versions and the status of the extensive test library included with *PyRates*. The latter ensures that all main features and models are working as expected in the current version of *PyRates*. The structure of the software can be viewed in the API section of our documentation website: <https://pyrates.readthedocs.io/en/latest/>.

*PyRates* consists of a frontend and a backend. The frontend provides a user-friendly interface for model definition, numerical simulations, and code generation, while the backend allows efficient evaluation of the model equations using a number of powerful programming languages and toolboxes. See Fig. 1 for a visualization of this structure.

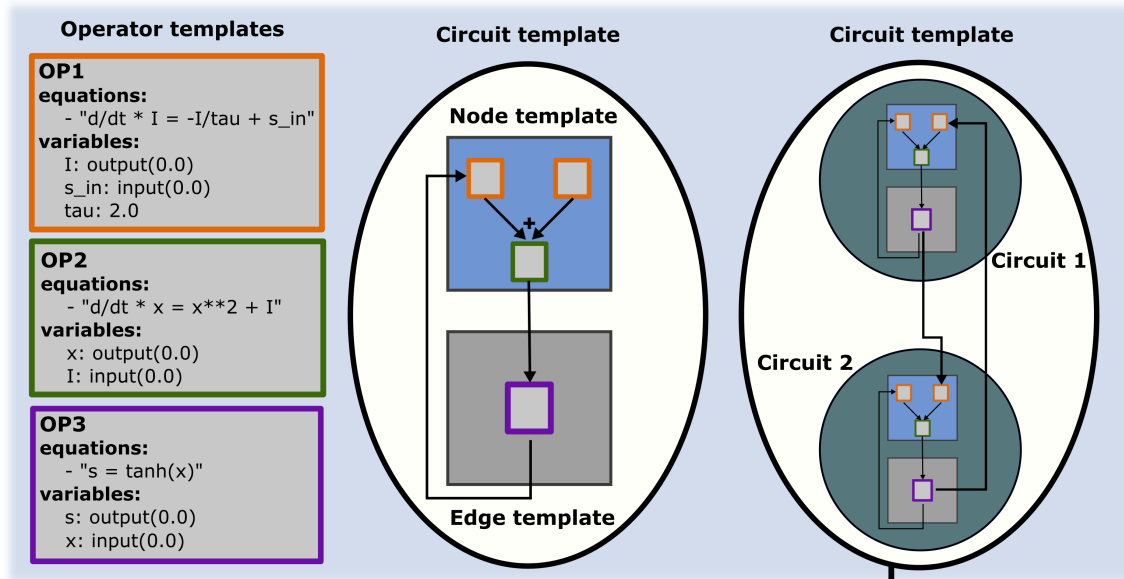
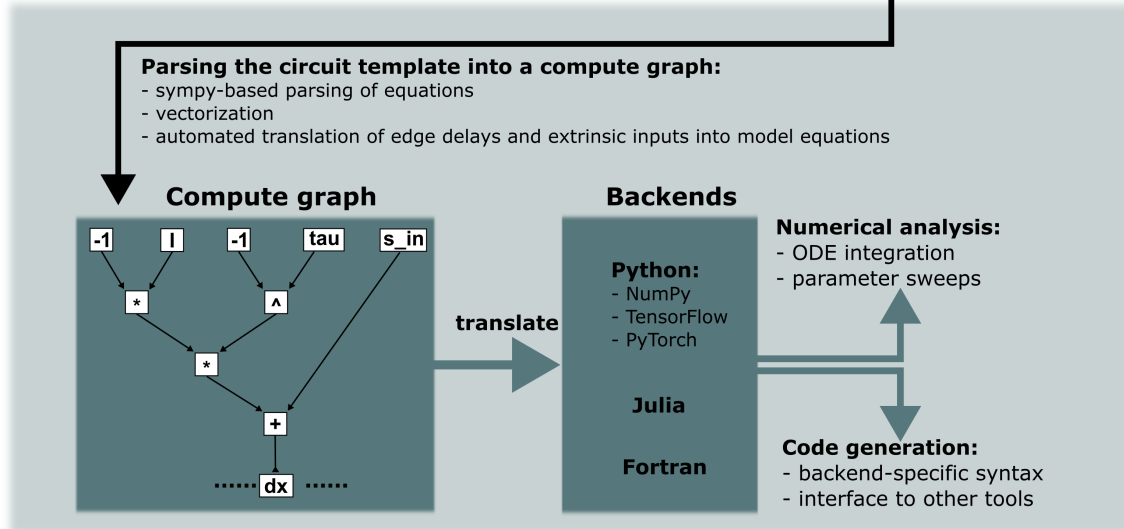
**2.1. The PyRates Frontend .** Fig. 1A illustrates how models are defined via a hierarchy of template classes. A detailed description of this template-based user interface is provided in our previous work [17], as well as in our online documentation (<https://pyrates.readthedocs.io/en/latest/>).

In short, *PyRates* allows the implementation of dynamical system models of the form

$$(2.1) \quad \dot{\mathbf{y}} = \mathbf{F}(\mathbf{y}(t), \theta, t, \mathbf{y}(t - \tau_1), \dots, \mathbf{y}(t - \tau_n)),$$

with  $N$ -dimensional state-vector  $\mathbf{y}$  and  $N$ -dimensional vector-field  $\mathbf{F}$ . This vector field can depend on the current state of the system  $\mathbf{y}(t)$  as well as previous states of the system  $\mathbf{y}(t - \tau_i) \forall i \in 1, \dots, n$ , a parameter vector  $\theta$  and time  $t$ . Thus, *PyRates* supports the implementation of autonomous and non-autonomous dynamical systems, and allows for the use of ordinary and delayed first-order differential equation systems. For more information on the mathematical framework and syntax supported by *PyRates*, see [https://pyrates.readthedocs.io/en/latest/math\\_syntax.html](https://pyrates.readthedocs.io/en/latest/math_syntax.html).

The basic functional unit of *PyRates* is the **operator template**, which is composed of a differential equation of the form (2.1) and its associated input, output, and intrinsic variables. Operator templates are in turn organized into nodes and edges, where nodes represent the atomic units of the dynamical system, and edges represent coupling functions between these

**A: Frontend****B: Backend**

**Figure 1.** *PyRates* software structure. **(A)** Depiction of the user interface: *PyRates* models are implemented via different templates that can be defined via a YAML or Python interface. *OperatorTemplate* instances are used to define equations and variables and serve as basic building blocks for *NodeTemplate* and *EdgeTemplate* instances. The latter can be used to define *CircuitTemplate* instances which are used to represent the final models in *PyRates*. *CircuitTemplate* instances can also be incorporated in higher-level *CircuitTemplate* instances to allow for complex hierarchies, as depicted by the coupling of circuit 1 and circuit 2 within a *CircuitTemplate*. **(B)** Structure of the backend: Each model is translated into a compute graph, which in turn is parsed into a backend-specific model implementation. The latter can be used for code generation and numerical analyses.

units. Thus, the operators are combined such that they represent the underlying equations of the atomic units (nodes) and their connections (edges). The final dynamical system is always created via a **circuit template**, which are defined by a set of nodes and their connecting edges. One of the advantages of the template-based model definition is that each template can be used multiple times. This is shown in Fig. 1A, where three operator templates are used multiple times in the nodes and edges in the circuit template. Likewise, the nodes (edges) that share a structure in Fig. 1A only require a single node (edge) template for their definition. Finally, as seen in Fig. 1A, the template-based model definition interface allows for the use of circuit templates to define higher-level circuits, enabling the creation of models of complex, hierarchically structured dynamical system. For further documentation of the template user interface, see [https://pyrates.readthedocs.io/en/latest/template\\_specification.html](https://pyrates.readthedocs.io/en/latest/template_specification.html).

**2.2. The PyRates Backend .** Fig. 1B illustrates the working principles of the *PyRates* backend. Whenever a model template is used for simulations or code generation, the model is first translated into a compute graph. This is done using the equation parsing functionalities of *SymPy*, a well-known *Python* library for symbolic mathematics [34]. The resulting graph represents all variables and the mathematical operations connecting them, creating a flow chart from the ODE system input to its output, i.e. the vector field of the model. Following its construction, the compute graph is translated into a backend-specific function for the evaluation of the vector field. This function can be used directly for numerical simulations of the system dynamics, or it can be written to a file, with the syntax and file type depending on the chosen backend. Currently, the following backends are available in *PyRates*:

- *NumPy* [21],
- *TensorFlow* [2],
- *PyTorch* [1],
- *Fortran 90* [4],
- *Julia* [5],
- *Matlab* [23].

Due to the modular structure and open-source nature of *PyRates*, additional backends can be added with relatively little effort. Generated function files can be used to interface other tools such as the ones listed in Tab. 1, or numerical integration of the model equations or parameter sweeps can directly be performed in *PyRates*. In that case, *PyRates* will automatically use the generated function file.

**2.3. PyRates as a Model Definition Interface.** *PyRates* can also be used as a model definition interface for more specialized dynamical systems tools. Tools that extend *PyRates* can take advantage of its template-based, hierarchical model definition system, and use *PyRates*'s code generation capacities to translate model definitions for a target backend. Here, we present two *Python* tools that we developed using *PyRates* as their model definition interface: *PyCoBi*, for parameter continuation and bifurcation analysis, and *RectiPy* for recurrent neural network modeling. Both tools are part of the collection of open-source software provided with *PyRates* and are freely available at <https://github.com/pyrates-neuroscience>.

**PyCoBi.** This package provides specialized support for parameter continuation and bifurcation analysis, two common numerical computing tasks in the characterization of dynamical

systems. *PyCoBi* is based on the *Fortran* software *Auto-07p*, one of the most popular and powerful tools for parameter continuations. By leveraging the code generation functionality of *PyRates*, *PyCoBi* provides a modern user interface to *Auto-07p* that does not require any *Fortran* coding (although users can also use *PyCoBi* on existing *Fortran* files.) We demonstrate the functionality of *PyCoBi* in section 3.2, where we use *PyRates* to generate *Fortran* files for a dynamical system and use those files to perform bifurcation analysis via *PyCoBi*.

**RectiPy.** This package extends *PyRates* with custom methods for recurrent neural network optimization and simulation. *RectiPy* uses *PyRates* both to define networks of recurrent rate or spiking neurons and to translate those networks into a *PyTorch* graph. It further provides high-level routines for gradient-based parameter optimization and numerical integration of the network equations via the *PyTorch* graph. We demonstrate the functionalities of *RectiPy* and how it integrates *PyRates* as a user interface in section 3.3.

**3. Use Examples.** In this section, we demonstrate different stages of the *PyRates* workflow using well-known ODE models. We show how different dynamical system analysis methods can be applied to these models via *PyRates*, and demonstrate the flexibility that *PyRates* offers in analyzing dynamical system model dynamics and parameter dependencies.

The dynamical system models used in the examples below come pre-implemented with *PyRates* and are explained in detail in our online documentation at <https://pyrates.readthedocs.io/en/latest/>, while scripts to reproduce the results and figures of each of our use examples at [https://www.github.com/pyrates-neuroscience/use\\_examples](https://www.github.com/pyrates-neuroscience/use_examples). Custom dynamical system model implementation in *PyRates* is also described in the online documentation.

**3.1. Using PyRates for Numerical Simulations and Parameter Sweeps .** In this example, we demonstrate how *PyRates* can be used to perform numerical simulations and parameter sweeps. We study a Van der Pol oscillator receiving periodic input from a simple Kuramoto oscillator, and examine its entrainment to the Kuramoto oscillator frequency as a function of the input strength and frequency. This is done using a *PyRates* function that performs multiple, vectorized numerical integrations of the ODE system (3.1-3.3), one for each parametrization of interest. The equations of the ODE system are:

$$(3.1) \quad \dot{x} = z,$$

$$(3.2) \quad \dot{z} = \mu z(1 - x^2) - x - J \sin(2\pi\theta),$$

$$(3.3) \quad \dot{\theta} = \omega.$$

The state variables of the ODE system (3.1 - 3.3) are the Van der Pol oscillator state variables  $x$  and  $z$  and the Kuramoto oscillator phase  $\theta$ , and the system parameters are given by the damping constant  $\mu$ , the input strength  $J$ , and the intrinsic frequency of the Kuramoto oscillator  $\omega$ .

Equations for both the Van der Pol and Kuramoto oscillators are pre-implemented in *PyRates*. For comprehensive reviews of the properties of these oscillators, see [3, 27] The following code uses the `NodeTemplate` class to load the definitions of the Van der Pol oscillator and Kuramoto oscillator, then uses the `CircuitTemplate` class to define the network of nodes and edges that make up the dynamical system given by equations (3.1 - 3.3):

```

1 from PyRates import CircuitTemplate, NodeTemplate
2
3 # define nodes
4 VPO = NodeTemplate.from_yaml(
5     "model_templates.coupled_oscillators.vanderpol.vdp_pop"
6 )
7 KO = NodeTemplate.from_yaml(
8     "model_templates.coupled_oscillators.kuramoto.sin_pop"
9 )
10
11 # define network
12 net = CircuitTemplate(
13     name="VPO_forced", nodes={'VPO': VPO, 'KO': KO},
14     edges=[('KO/sin_op/s', 'VPO/vdp_op/inp', None, {'weight': 1.0})]
15 )

```

Listing 1

*Definition of the Van der Pol oscillator model.*

With the model loaded into *PyRates*, we can use numerical integration to generate time series of its dynamics for different values for  $J$  and  $\omega$ . To minimize the runtime of this problem, we use the function `pyrates.grid_search`, which takes a set of multiple model parametrizations and performs the numerical integration in a single combined model by vectorizing the model equations. The code below defines a parameter sweep with 20 values of  $J$  and 20 values of  $\omega$ , resulting in  $N = 400$  model parametrizations.

```

1 # imports
2 import numpy as np
3 from PyRates import grid_search
4
5 # define parameter sweep
6 n_om = 20
7 n_J = 20
8 omegas = np.linspace(0.3, 0.5, num=n_om)
9 weights = np.linspace(0.0, 2.0, num=n_J)
10
11 # map sweep parameters to network parameters
12 params = {'omega': omegas, 'J': weights}
13 param_map = {'omega': {'vars': ['phase_op/omega'],
14                             'nodes': ['KO']},
15              'J': {'vars': ['weight'],
16                     'edges': [('KO/sin_op/s', 'VPO/vdp_op/inp')]}
17 }
18
19 # perform parameter sweep
20 results, res_map = grid_search(
21     circuit_template=net, param_grid=params, param_map=param_map,
22     simulation_time=T, step_size=dt, solver='scipy', method='DOP853',
23     outputs={'VPO': 'VPO/vdp_op/x', 'KO': 'KO/phase_op/theta'},
24     inputs=None, vectorize=True, clear=False, file_name='vpo_forced',
25     permute_grid=True, cutoff=cutoff, sampling_step_size=dts
26 )

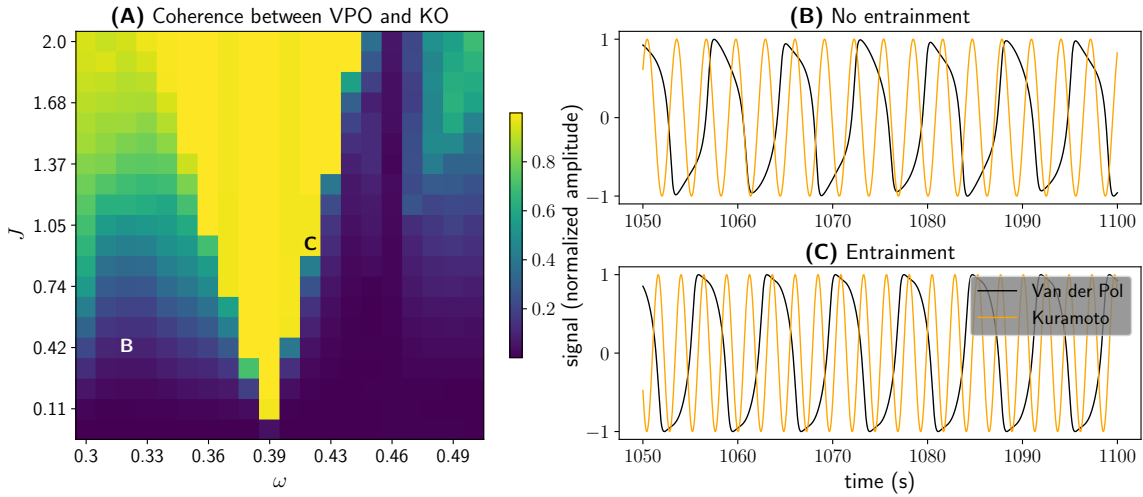
```

Listing 2

*Parameter sweep over periodic forcing parameters in the Van der Pol oscillator model.*

The `grid_search` call takes the given `circuit_template` and creates copies of it for each set of parameters in `param_grid`. It adjusts the parameters of each copy accordingly, using the information in `param_map` to locate the parameters that should be adjusted. It then places all copies of the `circuit_template` in one big model and performs the simulation, with the remaining arguments controlling the numerical integration procedure. Given a set of  $N$  different model parametrizations, this procedure results in an implementation of the ODE system (3.1 - 3.3) where each variable in the equations is represented by a vector of length  $N$ . For the numerical integration, we instructed `grid_search` to use a Runge-Kutta algorithm of order 8 with automated adaptation of the integration step size, available through the `scipy.integrate.solve_ivp` method of *SciPy* [49]. Alternative choices of numerical integration methods are available via the keyword arguments `solver` and `method` of `grid_search`.

We use the returned values of the `grid-search` call in Listing 2 to compute the coherence between  $\theta$  and  $x$  for each set of  $\omega$  and  $J$ . This results in a triangularly shaped coherence profile, also known as an Arnold tongue (see Fig. 2A), which describes the characteristic entrainment behavior of a non-linear oscillator subject to a periodic driving force [6].



**Figure 2.** Entrainment of the Van der Pol oscillator in response to periodic forcing. **(A)** Coherence between the state variables  $x$  of the Van der Pol oscillator (VPO) and  $\theta$  of the Kuramoto oscillator (KO). For each pair of  $\omega$  and  $J$ , we bandpass-filtered  $x$  at the frequency  $\omega$  and extracted the phase of the bandpass-filtered signal via the Hilbert transform. We then created a sinusoidal signal from the VPO and KO phases and used `scipy.signal.coherence` to calculate the coherence between the two sinusoids. The result is depicted as color-coding. **(B and C)** State variables  $x$  (black) and  $\theta$  (orange) displayed over time. **(B)** No entrainment of the VPO phase for  $\omega = 0.33$  and  $J = 0.5$ . **(C)** Entrainment of the VPO phase to the KO phase for  $\omega = 0.42$  and  $J = 1.0$ .

The larger the difference between the driving frequency and the intrinsic frequency of the non-linear oscillator (or one of its harmonics), the stronger the required amplitude of the driving signal for entraining the oscillator to the driving frequency. Our example confirms that the Van der Pol oscillator expresses this behavior. In Fig. 2B, we show an example where the driving force  $J$  was too small to entrain the oscillator given the substantial difference between  $\omega$  and the intrinsic frequency of the oscillator. In Fig. 2C, on the other hand, we show an

example where the driving force  $J$  was sufficiently high and the difference between  $\omega$  and the intrinsic frequency of the oscillator was sufficiently low to entrain the oscillator.

Thus, the above example demonstrates how *PyRates* can be used to perform the first steps of any dynamical system analysis, numerical integration of the differential equation system and parameter sweeps. We studied the entrainment of the Van der Pol oscillator to the Kuramoto oscillator frequency as a function of the input strength and frequency. We used the *PyRates* function `pyrates.grid_search` to perform multiple, vectorized numerical integrations of the ODE system. The results confirm previous findings on the entrainment of a non-linear oscillator and show that the numerical integration and parameter sweep functionalities of *PyRates* work as expected.

**3.2. Using PyRates for bifurcation analysis .** In this example we present *PyCoBi*, one of *PyRates*'s extensions for applying numerical bifurcation analysis to a dynamical system model. Numerical bifurcation analysis is an essential tool to study qualitative changes in model dynamics caused by small variations in model parametrization [33, 29].

We study the neurodynamic model described in detail in [18]: A mean-field model of coupled quadratic integrate-and-fire (QIF) neurons with spike-frequency-adaptation (SFA):

$$(3.4) \quad \tau \dot{r} = \frac{\Delta}{\pi \tau} + 2rv,$$

$$(3.5) \quad \tau \dot{v} = v^2 + \bar{\eta} + I(t) - a + Jr\tau - (\pi r \tau)^2,$$

$$(3.6) \quad \tau_a \dot{a} = x,$$

$$(3.7) \quad \tau_a \dot{x} = \alpha \tau_a r - 2x - a.$$

The state variables of this model are  $r$  and  $v$ , the average firing rate and membrane potential of the QIF population, and  $a$  and  $x$ , which describe the SFA dynamics. For more details on the model equations and constants, see [18]. We are interested in the effects of the SFA strength  $\alpha$  and the average neural excitability  $\bar{\eta}$  on population dynamics, and would use *Auto-07p* [12] to carry out the bifurcation analysis. The goal is to reproduce the bifurcation diagrams reported in [18], where the effects of  $\alpha$  and  $\bar{\eta}$  on the dynamics of (3.4 - 3.7) have already been investigated.

*Auto-07p* requires used-supplied *Fortran* files that include the model equations and constants. As demonstrated below, *PyRates* can be used to generate these files. First, we need to load the model into *PyRates*. Since the dynamical system given by (3.4 - 3.7) exists as a pre-implemented model in *PyRates*, this can be done via a single function call:

```
1 from PyRates import CircuitTemplate
2 qif = CircuitTemplate.from_yaml(
3     "model_templates.neural_mass_models.qif.qif_sfa"
4 )
```

### Listing 3

*Definition of the QIF model.*

After the model is loaded, it can be used to generate the input required for *Auto-07p*:

```
1 qif.get_run_func(func_name='qif_run', file_name='qif_sfa', step_size=1e-4,
2                 backend='fortran', solver='scipy', vectorize=False,
```

```
3 float_precision='float64', auto=True)
```

#### Listing 4

*Auto-07p file generation via PyRates.*

This method generates two files required to run *Auto-07p*: a *Fortran 90* file containing the model equations and a simple text file containing the meta parameters of *Auto-07p*. The equation file, which includes a vector field evaluation function named `func_name`, can be found in the location indicated by `file_name`; the meta parameter file, named `c.ivp`, is in the same directory. Providing the keyword argument `auto=True`, ensures that the output files are in a format compatible with *Auto-07p*.

At this point, *PyRates* has generated the meta parameters and equation files needed for parameter continuations and bifurcation analysis in *Auto-07p*. To demonstrate this, we use *PyCoBi*, which allows the calling of *Auto-07p* functions from *Python*. In the example below, we perform a simple numerical integration of the ODE system over time, allowing it to converge to a steady-state solution that we can then further analyze via parameter continuations. For the example to execute without errors, provide a path to the installation directory of *Auto-07p* via `auto_dir=<path>`.

```
1 # initialize PyCoBi
2 from pycobi import ODESystem
3 qif_auto = ODESystem(working_dir=None, auto_dir=<path>, init_cont=False)
4
5 # perform numerical integration
6 t_sols, t_cont = qif_auto.run(
7     e='qif_sfa', c='ivp', name='time', DS=1e-4, DMIN=1e-10, EPSL=1e-08,
8     EPSU=1e-08, EPSS=1e-06, DMAX=1e-2, NMX=1000, UZR={14: 5.0}, STOP={'UZ1'})
9 )
```

#### Listing 5

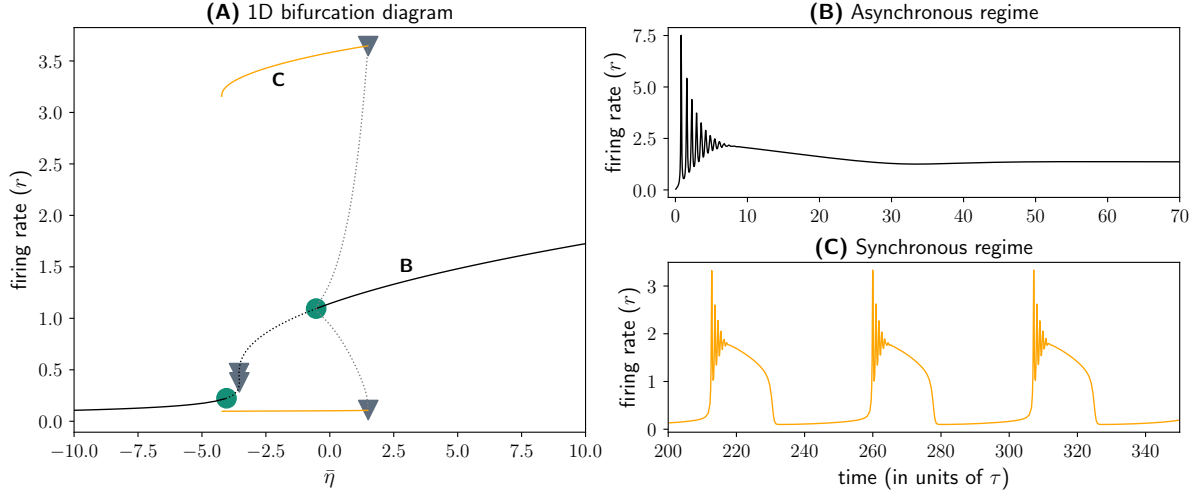
*Numerical integration of the QIF model via Auto-07p.*

The arguments provided to `ODESystem.run` are mostly identical to the arguments required to run *Auto-07p*, which are explained in detail in the documentation at: <https://github.com/auto-07p/auto-07p/tree/master/doc>. Most importantly, pointers to the generated equation and meta parameters files have been provided via the arguments `e='qif_sfa'` and `c='ivp'`, respectively.

In Fig. 3B, we see that the QIF mean-field model converged to a steady-state solution within the provided integration time of the ODE system (3.4 - 3.7). Starting from this steady-state solution, we can perform parameter continuations and automated bifurcation analysis via *PyCoBi*. For a comprehensive summary of these dynamical system analysis methods, see [33].

We first continued the steady-state solution we calculated previously in the background input parameter  $\bar{\eta}$ . As can be seen in Fig. 3A, the steady-state solution branch undergoes a number of bifurcations within the examined range of  $\bar{\eta}$ : Two fold bifurcations and two sub-critical Hopf bifurcations. By continuing the unstable periodic solutions emerging from the latter, we identified fold of limit cycle bifurcations that give rise to a regime of synchronized oscillations (see Fig. 3C).

These results confirm the findings reported in [18], where a more detailed description of the QIF model's bifurcation structure is provided. Thus, we have successfully demonstrated



**Figure 3.** Bifurcation analysis of the QIF model. (A) Bifurcation diagram showing the solutions of Eqs. (3.4 - 3.7) in the state variable  $r$  as a function of the parameter  $\bar{\eta}$ . Solid (dotted) lines represent stable (unstable) solutions. Bifurcation points are depicted as symbols along the solution branches. Green circles represent Hopf bifurcations whereas grey triangles represent fold bifurcations. (B) Convergence of the average firing rate  $r$  of the QIF model to a steady-state solution in the asynchronous, high-activity regime ( $\bar{\eta} = 3$ ). (C) Convergence of the average firing rate  $r$  of the QIF model to a periodic solution in the synchronous, oscillatory regime ( $\bar{\eta} = -2$ ).

that *PyRates* provides an interface to the parameter and bifurcation analysis software *Auto-07p*, one of the most powerful tools for studying solutions of differential equation systems and how they change with underlying system parameters.

**3.3. Parameter fitting in a delay-coupled leaky integrator model .** In this example, we showcase the capacities of *PyRates* as a model definition interface for other tools and how it supports the definition of large-scale, delay-coupled dynamical systems. To this end, we employ the *PyRates* interface of *RectiPy* to generate *PyTorch* graphs for networks of delay-coupled neurons. We then use these *PyTorch* graphs for gradient-based optimization of model parameters via the high-level *PyTorch* interface that *RectiPy* provides.

We use the following set of  $N$  leaky integrators with non-linear delay-coupling as an exemplary model:

$$(3.8) \quad \dot{u}_i = -\frac{u_i}{\tau} + I_{ext}(t) + k \sum_{j=1}^N J_{ij} \tanh(\Gamma_{ij} * u_j),$$

$$(3.9) \quad \Gamma_{ij}(t) = \frac{a_{ij}^{b_{ij}} t^{b_{ij}-1} e^{a_{ij}t}}{(b_{ij} - 1)!},$$

where  $\tau$  is a global decay time constant,  $k$  is a global coupling constant,  $J_{ij}$  are connection-specific coupling strengths, and  $I_{ext}$  is a variable that allows for extrinsic forcing. The term

$\Gamma_{ij} * u_j$  is a convolution of the rate  $u_j$  with the gamma kernel given by eq. (3.9). This type of gamma-kernel convolution is a popular model for delay-coupled systems with distributed delays [44]. For example, it has been used in [16] to couple populations of neurons via distributed delays that arise from differences in the structure of the neurons and their connections. The following set of code implements a network of  $N = 5$  coupled leaky integrators in *RectiPy*, with random coupling weights and gamma kernel parameters as given by eqs. (3.8, 3.9).

```

1 import numpy as np
2 from rectipy import Network
3
4 # network parameters
5 node = "neuron_model_templates.rate_neurons.leaky_integrator.tanh_pop"
6 N = 5
7 J = np.random.uniform(low=-1.0, high=1.0, size=(N, N))
8 D = np.random.choice([1.0, 3.0], size=(N, N))
9 S = D*0.3
10
11 # initialize network from node template
12 net = Network.from_yaml(
13     node=node, weights=J, edge_attr={'delay': D, 'spread': S},
14     source_var="tanh_op/r", target_var="li_op/r_in",
15     input_var="li_op/I_ext", output_var="li_op/u"
16 )

```

Listing 6

*Initialization of the delay-coupled leaky integrator model in RectiPy.*

Here, `rectipy.Network` provides a similar initialization method as the template classes in *PyRates*. Indeed, the call to `Network.from_yaml(node, ...)` uses `NodeTemplate.from_yaml(node)` to set up the equations that each network node will be governed by. Subsequently, `Network.from_yaml(node, weights=J, edge_attr=...)` uses the connectivity weights provided via the `weights` keyword argument together with all additional edge attributes (`edge_attr`) to create a `CircuitTemplate` and fill it with  $N$  edges, where  $N$  is the number of rows/columns of `weights`. To this end, `Network.from_yaml` calls `pyrates.CircuitTemplate.add_edges_from_matrix`. This method goes through all entries of the provided matrices and adds edges of the following form to the network:

```

1 edge = ("

```

Listing 7

*Definition of an edge in PyRates .*

Here,  $D_{ij}$  and  $S_{ij}$  refer to the mean and variance of the gamma kernel  $\Gamma_{ij}$  and are related to its parameters via  $D_{ij} = \frac{a_{ij}}{b_{ij}}$  and  $S_{ij} = \frac{a_{ij}}{b_{ij}^2}$ . Each edge definition that includes both the "delay" and the "spread" keyword is automatically translated into a gamma kernel convolution of the source variable by *PyRates*. To this end, *PyRates* automatically translates the convolution operation into a set of coupled ODEs that it adds to the model, using the method referred to as the 'linear chain trick' in [44].

The call in line 12 of Listing 6 creates a network of 5 leaky integrator nodes with random delay-coupling, where the delays are realized via coupled ODEs that implement gamma-kernel

convolutions. *RectiPy* uses the *PyTorch* backend of *PyRates* to generate a vector field function that can be used for simulations and parameter optimization via *PyTorch*. All string-based keyword arguments provided in line 14 of Listing 6 are pointers to model variables defined in the *YAML* template specified in line 5 of Listing 6. This ensures that the network equations generated by *PyRates* are properly integrated into the *PyTorch* graph.

For example, the keyword argument `input_var="li_op/I_ext"` indicates that any input provided to the network should enter the network equations via the variable `I_ext` that is defined in the operator `li_op` of the `NodeTemplate`.

In order to use this network model in the context of a parameter optimization problem, we treat the global coupling constant  $k$  and the global time constant  $\tau$  as free parameters, while all other parameters are fixed. Our optimization target is the simulated network signal over the time course of  $T = 30ms$  with sinusoidal input applied to all network elements with a frequency of  $f = 200Hz$  and an amplitude of  $\beta = 0.1$ .

Using the `rectipy.Network` instance defined above, such a signal can be received as follows:

```

1 # simulation parameters
2 dt = 1e-3
3 steps = 30000
4 f = 0.2
5 beta = 0.1
6
7 # simulate target signal
8 targets = []
9 for step in range(steps):
10     I_ext = np.sin(2*np.pi*f*step*dt) * beta
11     u = net.forward(I_ext)
12     targets.append(u)

```

Listing 8

*Generation of the target signal for parameter optimization in RectiPy.*

As can be seen in line 11 of 8, the `rectipy.Network` instance implements the `forward` method that any `torch.nn.Module` provides; it generates the output variable  $u$  from the input  $I_{ext}$ , using the functional relationship defined by eqs.(3.8) and (3.9).

Incorporating the `rectipy.Network` instance into a typical *PyTorch* parameter optimization routine is easy. To do this, we created a new instance of `rectipy.Network`, identical to the one created in Listing 6, and set the values for the free parameters  $\tau$  and  $k$  to a random value drawn from a uniform distribution over  $[0.1, 10.0]$ .

Using *RectiPy*, we want to fit these parameters to reproduce the target signal, which we acquired using  $\tau = 2.0$  and  $k = 1.0$ . The code example below shows how to perform a single optimization step in *PyTorch* using a mean-squared error loss function and the resilient backpropagation algorithm [40] to calculate the gradient of the error with respect to the free parameters  $\tau$  and  $k$ .

```

1 import torch
2
3 # loss function definition
4 loss = torch.nn.MSELoss()
5
6 # optimizer definition

```

```

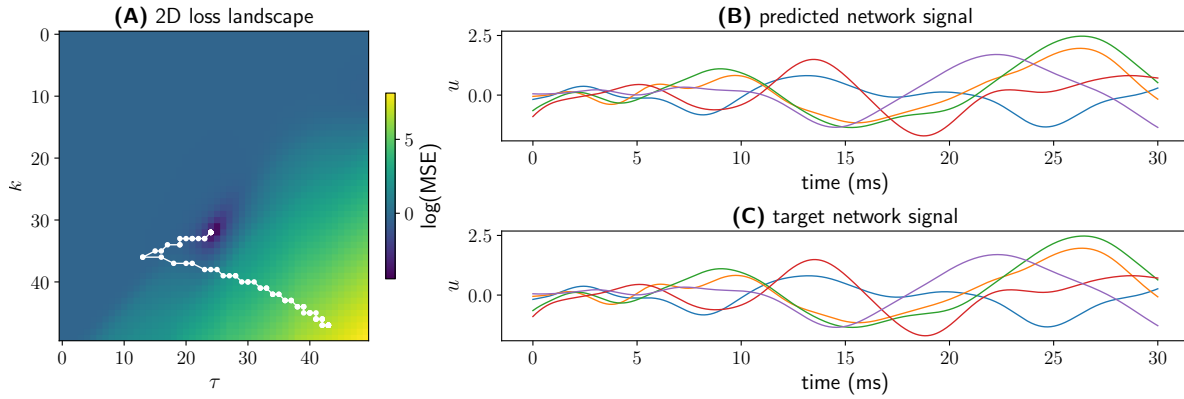
7 opt = torch.optim.Rprop(net.parameters(), lr=0.01)
8
9 # calculate cumulative error over entire target signal
10 for step in range(steps):
11     I_ext = np.sin(2*np.pi*f*step*dt) * beta
12     u_target = targets[step]
13     u = net.forward(I_ext)
14     mse = loss(u, u_target)
15     error.backward(retain_graph=True)
16
17 # optimization step
18 opt.step()
19 opt.zero_grad()

```

Listing 9

Parameter optimization step in RectiPy.

In this code example, we calculated the cumulative error over the entire target signal and then performed a single optimization step via the resilient backpropagation optimizer. By iterating over optimization steps until convergence, we were able to fit the target signal (see Fig.4. While Fig.4A shows the loss over the considered range of  $k$  and  $\tau$  as well as evolution of the parameter over the optimization procedure, Figs.4B and C depict the optimized network dynamics and the target network dynamics, respectively.



**Figure 4.** Comparison of the dynamics of the target leaky integrator model and the fitted leaky integrator model. (A) Logarithm of the mean-squared error (color-coded), depicted over the search range of the two parameters that were optimized:  $\kappa$  and  $\tau$ . The white trace shows the steps taken by the optimizer from its initialization point to the global minimum. (B and C) Rate signals of all  $N$  LI units over time of the fitted network and the target network, respectively.

As can be seen, the optimization algorithm succeeded in finding the values of the parameters  $\tau$  and  $k$  for which the network produces the target dynamics for each state variable  $u_i$  of the 5 leaky integrators.

In conclusion, we successfully used the *PyTorch* equations generated by *PyRates* to run parameter optimizations via *RectiPy*.

**4. Discussion.** In this work, we provided an overview of features and use cases of the dynamical systems modeling software *PyRates*. We introduced the structure of the software and described how *PyRates* (i) supports the implementation of dynamical system models based on ordinary or delayed differential equations, (ii) provides access to various simulation backends such as *NumPy* or *Fortran*, and (iii) allows for the generation of backend-specific equation files. The latter can be used to interface various dynamical system analysis tools, such as the ones listed in Tab. 1. This way, model implementations in *PyRates* serve as a starting point for flexible dynamical system analysis workflows that allow users to choose between a large variety of analysis tools and methods at each step of the workflow. Our examples demonstrated this by using *PyRates* to (i) perform numerical integration of an ODE system via `scipy.integrate.solve_ivp` (see section 3.1), (ii) generate the Fortran files to run bifurcation analysis in *Auto-07p* (see section 3.2), and (iii) generate the equations for a *PyTorch* compute graph to perform parameter optimization via *RectiPy* (see section 3.3). *PyRates* thus contributes to the minimization of dynamical system model implementation errors and to the setup of efficient, flexible, and reproducible dynamical system analysis workflows [31, 47, 37].

**4.1. Limitations.** The main limitation of *PyRates* is the family of dynamical system models it supports. Currently, *PyRates* provides support for ODE and DDE systems, and state variables of these systems can be real or complex-valued. Examples of each of these differential equation types can be found in the use example section at <https://pyrates.readthedocs.io/en/latest/>. *PyRates* does not currently support partial differential equations (PDEs), which involve derivatives in multiple variables and can be used to model dynamical systems in continuous time and space, and stochastic differential equations (SDEs), which are typically used to model inherent stochastic fluctuations of dynamical processes. Both types of differential equation systems have been widely used in dynamical system modeling [26]. In neuroscience, for instance, PDEs have been applied in the context of neural field models [11, 8]. A number of dynamical system analysis libraries currently supported by *PyRates* such as *SciPy* [49] or *DifferentialEquations.jl* [39] provide algorithms for the numerical integration of PDEs and SDEs. Thus, adding support for these types of differential equations would be a useful extension to the currently supported list of dynamical system models.

Another limitation of *PyRates* is its inability to define specific events that may occur during the numerical integration of a differential equation system. An example of such an event is the membrane potential of a neuron crossing a certain threshold and eliciting a spike, which can be modeled as a singular event in time [10]. Events like this introduce discontinuities to the differential equation system, which are not currently supported by *PyRates*. However, although *PyRates* does not support event definition in general, the *PyRates* extension *RectiPy* introduced in Sec 3.3 allows for the definition of spike conditions for the specific case of spiking neural networks. *RectiPy* provides support for numerical simulations and parameter optimization, and supports the use of both rate neurons and spiking neurons.

**4.2. Outlook.** It is important to note that the limitations of *PyRates* are not inherent limitations that cannot be overcome by the software; rather, they are areas where the software has not yet been extended. Due to the highly modular structure and open-source nature of *PyRates*, such extensions can readily be implemented. For example, adding another backend to *PyRates* can be done without any changes to the frontend, whereas added support for

SDEs would mostly involve changes to the frontend. Additionally, some of the limitations outlined above can be addressed by using additional software packages that extend *PyRates* with specific functionalities. We have shown here that packages that extend *PyRates* can simply be built by employing *PyRates* as a model definition interface and instructing it to generate the output files required for a specific extension. We have demonstrated that by generating *Fortran* files for *PyCoBi* and *PyTorch* files for *RectiPy*, which are software packages for bifurcation analysis and artificial neural network training, respectively.

In summary, *PyRates* already supports a large family of dynamical system systems and backends, and is designed to be easily extendable in the future. This makes it a versatile dynamical system model definition language and code-generation tool that provides access to a wide variety of dynamical system analysis methods and allows for sharing models without being tied to specific programming languages or analysis tools.

## REFERENCES

- [1] *PyTorch*, <https://www.pytorch.org> (accessed 2022-02-03).
- [2] M. ABADI, P. BARHAM, J. CHEN, Z. CHEN, A. DAVIS, J. DEAN, M. DEVIN, S. GHEMAWAT, G. IRVING, M. ISARD, M. KUDLUR, J. LEVENBERG, R. MONGA, S. MOORE, D. G. MURRAY, B. STEINER, P. TUCKER, V. VASUDEVAN, P. WARDEN, M. WICKE, Y. YU, AND X. ZHENG, *{TensorFlow}: A System for {Large-Scale} Machine Learning*, 2016, pp. 265–283, <https://www.usenix.org/conference/osdi16/technical-sessions/presentation/abadi> (accessed 2022-02-03).
- [3] J. A. ACEBRÓN, L. L. BONILLA, C. J. PÉREZ VICENTE, F. RITORT, AND R. SPIGLER, *The Kuramoto model: A simple paradigm for synchronization phenomena*, *Reviews of Modern Physics*, 77 (2005), pp. 137–185, <https://doi.org/10.1103/RevModPhys.77.137>, <https://link.aps.org/doi/10.1103/RevModPhys.77.137> (accessed 2023-02-02). Publisher: American Physical Society.
- [4] J. C. ADAMS, W. S. BRAINERD, J. T. MARTIN, B. T. SMITH, AND J. L. WAGENER, *Fortran 90 handbook: complete ANSI/ISO reference*, 1993.
- [5] J. BEZANSON, A. EDELMAN, S. KARPINSKI, AND V. B. SHAH, *Julia: A Fresh Approach to Numerical Computing*, *SIAM Review*, 59 (2017), pp. 65–98, <https://doi.org/10.1137/141000671>, <https://epubs.siam.org/doi/abs/10.1137/141000671> (accessed 2022-02-03). Publisher: Society for Industrial and Applied Mathematics.
- [6] P. L. BOYLAND, *Bifurcations of circle maps: Arnol’d tongues, bistability and rotation intervals*, *Communications in Mathematical Physics*, 106 (1986), pp. 353–381, <https://doi.org/10.1007/BF01207252>, <https://doi.org/10.1007/BF01207252> (accessed 2022-02-15).
- [7] R. CLEWLEY, *Hybrid Models and Biological Model Reduction with PyDSTool*, *PLOS Computational Biology*, 8 (2012), p. e1002628, <https://doi.org/10.1371/journal.pcbi.1002628>, <https://journals.plos.org/ploscompbiol/article?id=10.1371/journal.pcbi.1002628> (accessed 2022-09-19). Publisher: Public Library of Science.
- [8] S. COOMBES, *Large-scale neural dynamics: simple and complex.*, *NeuroImage*, 52 (2010), pp. 731–739, <https://doi.org/10.1016/j.neuroimage.2010.01.045>.
- [9] K. DAI, S. L. GRATIY, Y. N. BILLEH, R. XU, B. CAI, N. CAIN, A. E. RIMEHAUG, A. J. STASIK, G. T. EINEVOLL, S. MIHALAS, C. KOCH, AND A. ARKHIPOV, *Brain Modeling ToolKit: An open source software suite for multiscale modeling of brain circuits*, *PLOS Computational Biology*, 16 (2020), p. e1008386, <https://doi.org/10.1371/journal.pcbi.1008386>, <https://journals.plos.org/ploscompbiol/article?id=10.1371/journal.pcbi.1008386> (accessed 2022-10-05). Publisher: Public Library of Science.
- [10] P. DAYAN AND L. F. ABBOTT, *Theoretical Neuroscience: Computational and Mathematical Modeling of Neural Systems*, MIT Press, 2001. Google-Books-ID: fLT4DwAAQBAJ.
- [11] G. DECO, V. K. JIRSA, P. A. ROBINSON, M. BREAKSPEAR, AND K. J. FRISTON, *The Dynamic Brain: From Spiking Neurons to Neural Masses and Cortical Fields*, *PLOS Computational Biology*, 4 (2008), p. e1000092, <https://doi.org/10.1371/journal.pcbi.1000092>, <https://doi.org/10.1371/journal.pcbi.1000092>.

- journal.pcbi.1000092.
- [12] E. J. DOEDEL, T. F. FAIRGRIEVE, B. SANDSTEDE, A. R. CHAMPNEYS, Y. A. KUZNETSOV, AND X. WANG, *AUTO-07P: Continuation and bifurcation software for ordinary differential equations*, tech. report, 2007.
  - [13] B. ERMENTROUT, *Simulating, Analyzing, and Animating Dynamical Systems: A Guide to XPPAUT for Researchers and Students*, Applied Mechanics Reviews, 56 (2003), p. B53, <https://doi.org/10.1115/1.1579454>, <https://doi.org/10.1115/1.1579454> (accessed 2022-02-22).
  - [14] R. FELDT, *BlackBoxOptim.jl*, Jan. 2022, <https://github.com/robertfeldt/BlackBoxOptim.jl> (accessed 2022-02-03). original-date: 2013-10-28T05:23:11Z.
  - [15] J. FREIRE, P. BONNET, AND D. SHASHA, *Computational reproducibility: state-of-the-art, challenges, and database research opportunities*, in Proceedings of the 2012 ACM SIGMOD International Conference on Management of Data, SIGMOD '12, New York, NY, USA, 2012, Association for Computing Machinery, pp. 593–596, <https://doi.org/10.1145/2213836.2213908>, <https://doi.org/10.1145/2213836.2213908> (accessed 2022-09-19).
  - [16] R. GAST, R. GONG, H. SCHMIDT, H. G. E. MELJER, AND T. R. KNÖSCHE, *On the Role of Arkypallidal and Prototypical Neurons for Phase Transitions in the External Pallidum*, Journal of Neuroscience, 41 (2021), pp. 6673–6683, <https://doi.org/10.1523/JNEUROSCI.0094-21.2021>, <https://www.jneurosci.org/content/41/31/6673> (accessed 2021-08-05). Publisher: Society for Neuroscience Section: Research Articles.
  - [17] R. GAST, D. ROSE, C. SALOMON, H. E. MÖLLER, N. WEISKOPF, AND T. R. KNÖSCHE, *PyRates—A Python framework for rate-based neural simulations*, PLOS ONE, 14 (2019), p. e0225900, <https://doi.org/10.1371/journal.pone.0225900>, <https://journals.plos.org/plosone/article?id=10.1371/journal.pone.0225900> (accessed 2019-12-17).
  - [18] R. GAST, H. SCHMIDT, AND T. R. KNÖSCHE, *A Mean-Field Description of Bursting Dynamics in Spiking Neural Networks with Short-Term Adaptation*, Neural Computation, 32 (2020), pp. 1615–1634, <https://doi.org/10.1162/neco.a.01300>, <https://doi.org/10.1162/neco.a.01300> (accessed 2020-08-18). Publisher: MIT Press.
  - [19] D. F. M. GOODMAN AND R. BRETTE, *The Brian simulator*, Frontiers in Neuroscience, 3 (2009), <https://doi.org/10.3389/neuro.01.026.2009>, <https://www.frontiersin.org/articles/10.3389/neuro.01.026.2009/full> (accessed 2018-05-22).
  - [20] B. GRÜNING, J. CHILTON, J. KÖSTER, R. DALE, N. SORANZO, M. VAN DEN BEEK, J. GOECKS, R. BACKOFEN, A. NEKRUTENKO, AND J. TAYLOR, *Practical Computational Reproducibility in the Life Sciences*, Cell Systems, 6 (2018), pp. 631–635, <https://doi.org/10.1016/j.cels.2018.03.014>, <https://www.sciencedirect.com/science/article/pii/S2405471218301406> (accessed 2022-09-19).
  - [21] C. R. HARRIS, K. J. MILLMAN, S. J. VAN DER WALT, R. GOMMERS, P. VIRTANEN, D. COURNAPEAU, E. WIESER, J. TAYLOR, S. BERG, N. J. SMITH, R. KERN, M. PICUS, S. HOYER, M. H. VAN KERKWIJK, M. BRETT, A. HALDANE, J. F. DEL RÍO, M. WIEBE, P. PETERSON, P. GÉRARD-MARCHANT, K. SHEPPARD, T. REDDY, W. WECKESSER, H. ABBASI, C. GOHLKE, AND T. E. OLIPHANT, *Array programming with NumPy*, Nature, 585 (2020), pp. 357–362, <https://doi.org/10.1038/s41586-020-2649-2>, <https://www.nature.com/articles/s41586-020-2649-2> (accessed 2022-02-03). Number: 7825 Publisher: Nature Publishing Group.
  - [22] S. HEITMANN, M. J. ABURN, AND M. BREAKSPEAR, *The Brain Dynamics Toolbox for Matlab*, Neurocomputing, 315 (2018), pp. 82–88, <https://doi.org/10.1016/j.neucom.2018.06.026>, <https://www.sciencedirect.com/science/article/pii/S0925231218307628> (accessed 2022-02-22).
  - [23] D. J. HIGHAM AND N. J. HIGHAM, *MATLAB guide*, SIAM, 2016.
  - [24] J. HOUGHTON AND M. SIEGEL, *Advanced data analytics for system dynamics models using PySD*, revolution, 3 (2015).
  - [25] J. H. HUBBARD AND B. H. WEST, *Differential Equations: A Dynamical Systems Approach: Ordinary Differential Equations*, Springer, Nov. 2013. Google-Books-ID: LQEDCAAQBAJ.
  - [26] A. HUTT, *Synergetics: An Introduction*, in Synergetics, A. Hutt and H. Haken, eds., Encyclopedia of Complexity and Systems Science Series, Springer US, New York, NY, 2020, pp. 1–3, [https://doi.org/10.1007/978-1-0716-0421-2\\_534](https://doi.org/10.1007/978-1-0716-0421-2_534), [https://doi.org/10.1007/978-1-0716-0421-2\\_534](https://doi.org/10.1007/978-1-0716-0421-2_534) (accessed 2021-04-06).
  - [27] T. KANAMARU, *Van der Pol Oscillator*, Scholarpedia, 2 (2007), p. 2202, <https://doi.org/>

- 10.4249/scholarpedia.2202, [http://var.scholarpedia.org/article/Van\\_der\\_Pol\\_Oscillator](http://var.scholarpedia.org/article/Van_der_Pol_Oscillator), [http://www.scholarpedia.org/article/Van\\_der\\_Pol\\_Oscillator](http://www.scholarpedia.org/article/Van_der_Pol_Oscillator) (accessed 2023-02-02).
- [28] R. KÖTTER, N. H. GODDARD, M. HUCKA, F. HOWELL, H. CORNELIS, K. SHANKAR, AND D. BEEMAN, *Towards NeuroML: Model Description Methods for Collaborative Modelling in Neuroscience*, Philosophical Transactions of the Royal Society of London. Series B: Biological Sciences, 356 (2001), pp. 1209–1228, <https://doi.org/10.1098/rstb.2001.0910>, <https://royalsocietypublishing.org/doi/abs/10.1098/rstb.2001.0910> (accessed 2022-02-22). Publisher: Royal Society.
  - [29] Y. A. KUZNETSOV, *Elements of Applied Bifurcation Theory*, Springer Science & Business Media, Mar. 2013. Google-Books-ID: ZFntBwAAQBAJ.
  - [30] S. K. LAM, A. PITROU, AND S. SEIBERT, *Numba: a LLVM-based Python JIT compiler*, in Proceedings of the Second Workshop on the LLVM Compiler Infrastructure in HPC, LLVM '15, New York, NY, USA, Nov. 2015, Association for Computing Machinery, pp. 1–6, <https://doi.org/10.1145/2833157.2833162>, <https://doi.org/10.1145/2833157.2833162> (accessed 2022-02-22).
  - [31] R. J. LEVEQUE, I. M. MITCHELL, AND V. STODDEN, *Reproducible research for scientific computing: Tools and strategies for changing the culture*, Computing in Science & Engineering, 14 (2012), pp. 13–17, <https://doi.org/10.1109/MCSE.2012.38>. Conference Name: Computing in Science & Engineering.
  - [32] B. W. L. MARGOLIS, *SimuPy: A Python framework for modeling and simulating dynamical systems*, Journal of Open Source Software, 2 (2017), p. 396, <https://doi.org/10.21105/joss.00396>, <https://joss.theoj.org/papers/10.21105/joss.00396> (accessed 2022-09-19).
  - [33] MEIJER, HIL G. E., DERCOLE, FABIO, OLDEMAN, BART, AND MYERS, R.A., *Numerical Bifurcation Analysis*, in Encyclopedia of Complexity and Systems Science, Springer, July 2009, pp. 6329–6352, [https://doi.org/10.1007/978-0-387-30440-3\\_373](https://doi.org/10.1007/978-0-387-30440-3_373), [https://research.utwente.nl/en/publications/numerical-bifurcation-analysis\(714badd3-0caa-457a-9b45-a662527c1cb7\).html](https://research.utwente.nl/en/publications/numerical-bifurcation-analysis(714badd3-0caa-457a-9b45-a662527c1cb7).html) (accessed 2020-11-11).
  - [34] A. MEURER, C. P. SMITH, M. PAPROCKI, O. ČERTÍK, S. B. KIRPICHEV, M. ROCKLIN, A. KUMAR, S. IVANOV, J. K. MOORE, S. SINGH, T. RATHNAYAKE, S. VIG, B. E. GRANGER, R. P. MULLER, F. BONAZZI, H. GUPTA, S. VATS, F. JOHANSSON, F. PEDREGOSA, M. J. CURRY, A. R. TERREL, Š. ROUČKA, A. SABOO, I. FERNANDO, S. KULAL, R. CIMRMAN, AND A. SCOPATZ, *SymPy: symbolic computing in Python*, PeerJ Computer Science, 3 (2017), p. e103, <https://doi.org/10.7717/peerj-cs.103>, <https://peerj.com/articles/cs-103> (accessed 2022-02-03). Publisher: PeerJ Inc.
  - [35] C. MULTIPHYSICS, *Introduction to comsol multiphysics®*, COMSOL Multiphysics, Burlington, MA, accessed Feb, 9 (1998), p. 32.
  - [36] S. I. NEWTON, *Philosophiae naturalis principia mathematica*, G. Brookman, 1833. Google-Books-ID: eEhkAAAAAMAAJ.
  - [37] S. R. PICCOLO AND M. B. FRAMPTON, *Tools and techniques for computational reproducibility*, GigaScience, 5 (2016), pp. s13742–016–0135–4, <https://doi.org/10.1186/s13742-016-0135-4>, <https://doi.org/10.1186/s13742-016-0135-4> (accessed 2022-09-19).
  - [38] D. PLOTNIKOV, B. RUMPE, I. BLUNDELL, T. IPPEN, J. M. EPPLER, AND A. MORRISON, *NESTML: a modeling language for spiking neurons*, (2016), <https://arxiv.org/abs/1606.02882v1> (accessed 2022-02-22).
  - [39] C. RACKAUCKAS AND Q. NIE, *DifferentialEquations.jl – A Performant and Feature-Rich Ecosystem for Solving Differential Equations in Julia*, Journal of Open Research Software, 5 (2017), p. 15, <https://doi.org/10.5334/jors.151>, <http://openresearchsoftware.metajnl.com/article/10.5334/jors.151/> (accessed 2022-09-19). Number: 1 Publisher: Ubiquity Press.
  - [40] M. RIEDMILLER AND H. BRAUN, *A direct adaptive method for faster backpropagation learning: the RPROP algorithm*, in IEEE International Conference on Neural Networks, Mar. 1993, pp. 586–591 vol.1, <https://doi.org/10.1109/ICNN.1993.298623>.
  - [41] P. SANZ LEON, S. KNOCK, M. WOODMAN, L. DOMIDE, J. MERSMANN, A. MCINTOSH, AND V. JIRSA, *The Virtual Brain: a simulator of primate brain network dynamics*, Frontiers in Neuroinformatics, 7 (2013), <https://www.frontiersin.org/articles/10.3389/fninf.2013.00010> (accessed 2023-02-02).
  - [42] P. SANZ-LEON, S. A. KNOCK, A. SPIEGLER, AND V. K. JIRSA, *Mathematical framework for large-scale brain network modeling in The Virtual Brain*, NeuroImage, 111 (2015), pp. 385–430, <https://doi.org/10.1016/j.neuroimage.2015.01.002>, <https://www.sciencedirect.com/science/article/pii/S1053811915000051> (accessed 2022-02-16).
  - [43] J. SIEBER, K. ENGELBORGHs, T. LUZYANINA, G. SAMAey, AND D. ROOSE, *DDE-BIFTOOL Manual* -

- Bifurcation analysis of delay differential equations*, arXiv:1406.7144 [math], (2016), <http://arxiv.org/abs/1406.7144> (accessed 2022-02-03). arXiv: 1406.7144.
- [44] H. SMITH, *Distributed Delay Equations and the Linear Chain Trick*, in *An Introduction to Delay Differential Equations with Applications to the Life Sciences*, H. Smith, ed., Texts in Applied Mathematics, Springer, New York, NY, 2011, pp. 119–130, [https://doi.org/10.1007/978-1-4419-7646-8\\_7](https://doi.org/10.1007/978-1-4419-7646-8_7), [https://doi.org/10.1007/978-1-4419-7646-8\\_7](https://doi.org/10.1007/978-1-4419-7646-8_7) (accessed 2020-04-06).
  - [45] S. H. STROGATZ, *Nonlinear Dynamics and Chaos with Student Solutions Manual: With Applications to Physics, Biology, Chemistry, and Engineering, Second Edition*, CRC Press, Sept. 2018. Google-Books-ID: wUBvDwAAQBAJ.
  - [46] A. STUART AND A. R. HUMPHRIES, *Dynamical Systems and Numerical Analysis*, Cambridge University Press, Nov. 1998. Google-Books-ID: ymoQA8s5pNIC.
  - [47] M. TOPALIDOU, A. LEBLOIS, T. BORAUD, AND N. P. ROUGIER, *A long journey into reproducible computational neuroscience*, *Frontiers in Computational Neuroscience*, 9 (2015), p. 30, <https://doi.org/10.3389/fncom.2015.00030>, <http://www.ncbi.nlm.nih.gov/pmc/articles/PMC4350388/>.
  - [48] M. VAN DER VLAG, M. WOODMAN, J. FOUSEK, S. DIAZ-PIER, A. PÉREZ MARTÍN, V. JIRSA, AND A. MORRISON, *RateML: A Code Generation Tool for Brain Network Models*, *Frontiers in Network Physiology*, 2 (2022), <https://www.frontiersin.org/article/10.3389/fnetp.2022.826345> (accessed 2022-02-17).
  - [49] P. VIRTANEN, R. GOMMERS, T. E. OLIPHANT, M. HABERLAND, T. REDDY, D. COURNAPEAU, E. BUROVSKI, P. PETERSON, W. WECKESSER, J. BRIGHT, S. J. VAN DER WALT, M. BRETT, J. WILSON, K. J. MILLMAN, N. MAYOROV, A. R. J. NELSON, E. JONES, R. KERN, E. LARSON, C. J. CAREY, İ. POLAT, Y. FENG, E. W. MOORE, J. VANDERPLAS, D. LAXALDE, J. PERKTOLD, R. CIMRMAN, I. HENRIKSEN, E. A. QUINTERO, C. R. HARRIS, A. M. ARCHIBALD, A. H. RIBEIRO, F. PEDREGOSA, AND P. VAN MULBREGT, *SciPy 1.0: fundamental algorithms for scientific computing in Python*, *Nature Methods*, 17 (2020), pp. 261–272, <https://doi.org/10.1038/s41592-019-0686-2>, <https://www.nature.com/articles/s41592-019-0686-2> (accessed 2020-11-11). Number: 3 Publisher: Nature Publishing Group.
  - [50] J. VITAY, H. Ü. DINKELBACH, AND F. H. HAMKER, *ANNarchy: a code generation approach to neural simulations on parallel hardware*, *Frontiers in Neuroinformatics*, 9 (2015), <https://doi.org/10.3389/fninf.2015.00019>, <https://www.frontiersin.org/articles/10.3389/fninf.2015.00019/full> (accessed 2018-05-22).
  - [51] K. WEISE, L. POSSNER, E. MÜLLER, R. GAST, AND T. R. KNÖSCHE, *Pygpc: A sensitivity and uncertainty analysis toolbox for Python*, *SoftwareX*, 11 (2020), p. 100450, <https://doi.org/10.1016/j.softx.2020.100450>, <http://www.sciencedirect.com/science/article/pii/S2352711020300078> (accessed 2020-03-27).