

Structured mutation inspired by evolutionary theory enriches population performance and diversity.

Stefano Tiso¹[0000-0002-7735-8428], Pedro Carvalho²[0000-0003-3845-4617], Nuno Lourenco²[0000-0002-2154-0642], and Penousla Machado²[0000-0002-6308-6484]

¹ University of Groningen, University of Groningen, 9700 AB Groningen, The Netherlands
s.tiso@rug.nl

<https://www.researchgate.net/profile/Stefano-Tiso-2>

² University of Coimbra, 3004-531 Coimbra, Portugal
pfcarvalho@dei.uc.pt

<https://www.researchgate.net/profile/Pedro-Carvalho-55>

Abstract. Grammar-Guided Genetic Programming (GGGP) employs a variety of insights from evolutionary theory to autonomously design solutions for a given task. Recent insights from evolutionary biology can lead to further improvements in GGGP algorithms. In this paper, we apply principles from the theory of Facilitated Variation and knowledge about heterogeneous mutation rates and mutation effects to improve the variation operators. We term this new method of variation Facilitated Mutation (FM). We test FM performance on the evolution of neural network optimizers for image classification, a relevant task in evolutionary computation, with important implications for the field of machine learning. We compare FM and FM combined with crossover (FMX) against a typical mutation setup to assess the benefits of the approach. We find that FMX in particular provides statistical improvements in key metrics, creating a superior optimizer overall (+0.48% average test accuracy), improving the average quality of solutions (+50% average population fitness) and discovering more diverse high quality behaviors (+400 high quality solutions discovered per run on average). Additionally, FM and FMX can reduce the number of fitness evaluations in an evolutionary run, reducing computational costs in some scenarios.

Keywords: Grammatical Evolution · Mutation operators · Optimizers

1 Introduction

Genetic Programming (GP) is a type of Evolutionary Algorithm (EA) that evolves programs to solve a given task. A relevant branch of GP is Grammar-Guided Genetic Programming (GGGP). GGGP uses a grammar to translate the representation (genotype, a data structure representing the program) into an executable program (phenotype). In GGGP, practitioners can design the grammar

to bias the search space of evolution towards more meaningful solutions. This advantage has lead to successful applications of GGGP in many problem domains [18,34,15].

Despite these successes, GGGP can face some difficulties efficiently exploring challenging solution spaces. Some GGGP approaches are prone to poor locality [35], meaning that small changes in the genotype lead to drastic changes in the phenotype. These problems are evident in tasks like the evolution of optimizers for neural network training. Carvalho et. al. [5] use GGGP to evolve optimizers that are competitive with state-of-the-art human-designed solutions. While the end-result is favorable, the average fitness of the population and the scarcity of good solutions suggest that evolution is not exploring the solution space efficiently. Evolution may be randomly sampling the solution space (occasionally stumbling on good genotypes) [45], rather than systematically improving upon incrementally fit solutions. Locality is often regarded as a matter of genotype-to-phenotype representation, but insights from evolutionary biology hint that variation operators may be part of the problem.

GGGP often uses tree structures as an intermediate representation for solutions. These trees share hierarchical and non-linear properties with natural systems [7,49,28]. Due to these properties, mutations can have vastly different effects on the phenotype depending on the gene affected. The more critical the operation encoded by the gene, the bigger impact it will have on the phenotype. In nature, different parts of the genome display different amounts of susceptibility to mutation [29]. Core genes that have an important function tend to mutate less [25], while genes with smaller effects, tend to mutate more often [47]. Yet, GGGP traditionally applies variation operators (mutation and crossover) uniformly across all genes, without differentiating their functional role [26]. By not discriminating among the different types of genes, researchers have very little control on the effect of variation on the phenotype, and thus on the evolutionary trajectory of the system.

In this study, we propose a method to overcome the uncontrolled effects of mutations, and allow a more faithful inheritance of traits by mimicking biological systems. We call our method Facilitated Mutation (FM), as it in part takes inspiration from the theory of Facilitated variation proposed by Kirschner and Gerhart in [10]. In FM, each grammar non-terminal uses a different mutation rate according to its predicted influence on the phenotype: low impact mutations are frequent while high impact mutations are rare. We expect Facilitated Mutation to enable the evolutionary algorithm to explore the solution space in a more structured way, reducing reliance on random sampling.

We validate FM by evolving optimizers to train neural networks for image-recognition tasks. We compare our approach with the setup used in past works [5]. Our contributions are as follows:

1. The best optimizers found by FM are statistically superior to the best optimizers found by competing approaches.
2. The average fitness of the population is statistically superior using FM.
3. FM statistically increases the diversity of discovered high-quality solutions.

4. FM focuses on neutral search and high quality solutions, statistically reducing the cost of experiments substantially.

The remainder of this manuscript will be structured as follows: In the Background section we provide the rationale, derived from insights from evolutionary biology, that guided our design choices. We also outline the current work in evolving optimizers and how it relate to larger GP and GGGP challenges. In the Methods section we describe the implementation of FM and how it is applied to optimizer evolution. In the Experimental Setup section we describe how we conduct our validation experiments and the metric we use to compare the performance of FM against more traditional approaches. We compare the four approaches on four metrics: performance of the best solution, average performance of the evolved solutions, diversity and computational cost. In the Results section we will compare results from two version of FM against two versions of a traditional mutation regime. Finally, in the Conclusions section we summarize our findings and extend our reasoning to general consideration and future directions.

2 Background

2.1 Insights from evolutionary theory

Evolutionary theory has produced many insights regarding the role of mutations and their effects on evolution. Big advancements in genomics, cell physiology and developmental biology, are producing an unprecedented amount of understanding regarding the relationship between genotype and phenotype. Of particular interest for the research presented here are insights on:

1. heterogeneous mutation rates
2. heterogeneous effects of mutations and developmental biases
3. the theory of Facilitated Variation

Heterogeneous mutation rates Mutations that lead to phenotypic change do not happen homogeneously across the genome [8,16]. There are conserved genes which code for fundamental *core processes*, they are selected to only mutate their function very rarely i.e.: they are *robust* to mutation.[4,39]. Many cellular and developmental processes, for instance, are fundamentally unchanged since their emergence, e.g:

1. the formation of micro-tubule structures [46,12]
2. cell adhesion processes [40,17,19]
3. anteroposterior axis formation [11]

Most mutations instead, affect the phenotype by changing regulatory elements [38]. Changes in these elements do not alter the function of the core processes, but regulate their activities and how they combine modularly [42]. This contrasts with the traditional approach in evolutionary computation, where a single mutation rate affects the genome uniformly.

Heterogeneous effects of mutations and developmental biases Not only mutations do not happen randomly across the genome, mutations also have non-random effects on the phenotype depending on where they happen. If a mutation alters the functioning of a core process, it will fundamentally change the inner workings of the organism, most likely leading to a non-viable phenotype. Instead, mutations on regulatory sequences simply change how much core processes are expressed and how they interact, producing functional phenotypes that are a variation on the original theme. Empirical and theoretical research suggests that evolution has led to (and might have selected for) organisms whose core processes bias random mutations to produce a non-random subset of phenotypes. In the literature this phenomenon is called developmental bias [41,43]. Examples of developmental biases are:

1. the number and distribution of digits, limbs, and segments in tetrapods [1]
2. structural and pigment coloration of insect wing [3]
3. flower morphology [44]

It is likely that many evolutionary computation problems share this feature and different genes play an uneven role of the phenotype.

The theory of facilitated variation In line with these observations, the theory of Facilitated Variation from Gerhart and Kirschner [10] postulates that organisms are structured to easily produce variation, and that this variation is biased towards adaptive phenotypes. Organisms are able to do so because:

1. they contain an archive of conserved and functional core processes. Core processes rarely change due to mutations (i.e. robust) and maintain functionality independently of context (i.e. are modular).
2. Core processes can easily combine their activities through mutation on regulatory sequences (i.e. heterogeneous mutation rates). Their combination canalizes the outcome towards neutral or beneficial phenotypes (i.e: developmental bias), since core processes maintain functionality across contexts.

Facilitated Variation and evolution When taken into account, Facilitated Variation has deep implications on the evolutionary dynamics of a system. The system will not proceed tentatively through many random and maladaptive solutions. Evolution instead will, on the long term, select for individuals whose internal architecture of core processes favors the rapid discovery of functional solutions [30]. This greatly accelerates the process of adaptation to a task, without reducing the precision of the evolutionary search.

2.2 Evolution of optimizers

Recent research shows that GP is a viable way to design competitive optimizers. Optimizers are iterative algorithms that aim to optimize a target function. These algorithms are often used to train Artificial Neural Networks in solving a task. In

this method, the gradient of the loss function of the neural network is calculated on a subset of the data from the relevant task. The optimizer will then process this gradient and make adjustments to the neural network’s internal weights using back-propagation [36]. Optimizers are relevant research topics as a better optimizer can train networks better and faster.

In the field of GP, Lones used PushGP to evolve local [21], population-based [22], and continuous optimizers [23], successfully solving numerical optimization problems. While these works do not focus on optimizers for neural network training, other researchers have tackled this application. Chen et. al. [6] use a GP-based algorithm called AutoML-Zero to evolve variations of the human-made AdamW optimizer. The system evolves Hero-Lion, a variation of AdamW that trains faster and requires less tuning. Carvalho et. al. [5] use AutoLR, an evolutionary framework based on Structured Grammatical Evolution (SGE) [24] to evolve optimizers from scratch. AutoLR is notable for discovering competitive optimizers without prior knowledge of the components used by human-made optimizers. This is possible because AutoLR uses a grammar that guides created programs towards the structure and operations of an optimizer. While the results of AutoLR are notable, the navigation of the solution space appears to be problematic. Specifically, very few solutions obtain a high fitness, with the majority of the explored solutions being non-functional. Furthermore, the high fitness solutions emerge very early on during evolution, suggesting that the evolutionary algorithm may be behaving similarly to random search [45,13,14]. Random search has proven to be a useful method to explore a solution space [37,9,2], but it does not fit the goals of evolutionary computation, which are to produce structured, diverse and competitive solutions potentially applicable to a wide range of tasks.

These shortcomings are likely caused by the fragility of the solutions’ genetic material, which is subject to indiscriminate high rates of mutation and crossover. Much like natural systems have core processes necessary for viable phenotypes, optimizers have core components (e.g., the gradient) which are likely to generate non-viable phenotypes when changed. But unlike natural systems, current work in optimizer evolution does not consider heterogenous mutation rates and mutation effects. These issues are not exclusive to AutoLR. In fact, this is a well known problem in GP [45,13,14], where algorithms often display low locality (changes in the phenotype are disproportionately reflected on the phenotype) [24,27]. Researches have developed many techniques to mitigate this issue, but the possible benefits of mimicking the patterns of natural mutations to address poor locality remain unexplored.

3 Methods

3.1 Mutation in GGGP

Mutation in GGGP works as follows: after an individual is selected for reproduction, each grammar non-terminal that composes the individual will be checked for mutation based on its mutation rate (homogeneous in traditional approaches,

heterogeneous for FM). Each non-terminal is associated and can encode for multiple possible genes/operations. If a non-terminal is selected to mutate, the mutation operator will change its gene/operation with another randomly selected from the set of genes/operations associated with that non-terminal. The original mutation (OM) regime in GGGP studies, uses a uniform mutation rate for all non-terminals, this is usually set to a relatively high rate compared to biological standards (mutation rate ≈ 0.1). GGGP studies often use non-terminal mutations in tandem with another variation operator: crossover. During crossover a region of the genotype of one reproducing individual is swapped with a region from another one. The resulting individual is thus a novel combination of the two parent genotypes. This is done to improve the exploration of the solution space. To ensure a wide search range, many studies set the rate of crossover so high that it is almost intrinsic to reproduction (probability of crossover ≈ 0.9).

3.2 Facilitated Mutation

The traditional GGGP approach applies mutations and crossover equally across the genome and does not exploit the advantages of more fine-tuned mutations as natural systems do. In this work, we propose a new mutation approach for GGGP, Facilitated Mutation (FM), to replicate how natural mutation works.

Organisms have evolved conserved core components over millions of years. It is impractical and time consuming for researchers in GP to explicitly define such components. Thus, FM aims to imitate the patterns of natural mutations without relying on the same mechanisms. FM leverages the structure of the existing grammar to create several tiers of mutations. In FM, each grammar non-terminal uses a separate mutation probability: impactful non-terminals mutate rarely, while less influential non-terminals mutate more often, as shown in Figure 1. Therefore, FM is not a mutation operator, as it only regulates the application of mutations, not what they do. The division of the mutation probability allows practitioners to use their expert knowledge to optimally tune the rate of different mutation types.

Moreover, biological insights suggest that swapping arbitrary regions of the genotype via crossover will more often than not disrupt the coordinated activity of genes, causing high-impact deleterious variation. Thus, it is advisable that when it is employed, crossover should be set at low rates. To allow the time for new combinations of genes to fine-tune their concerted action. We allow FM to make use of crossover (FMX), but at a rate that is two orders of magnitude smaller than traditional approaches (FMX crossover rate = $0.001 \ll$ original crossover rate = 0.9) This crossover rate is chosen to be just high enough to avoid stagnation on local minima, but not high enough to disrupt solutions that emerge from mutation. FM does not need to rely heavily on other variation operators than mutation to produce diversity, as the different mutation tiers allow it perform exploration and exploitation.

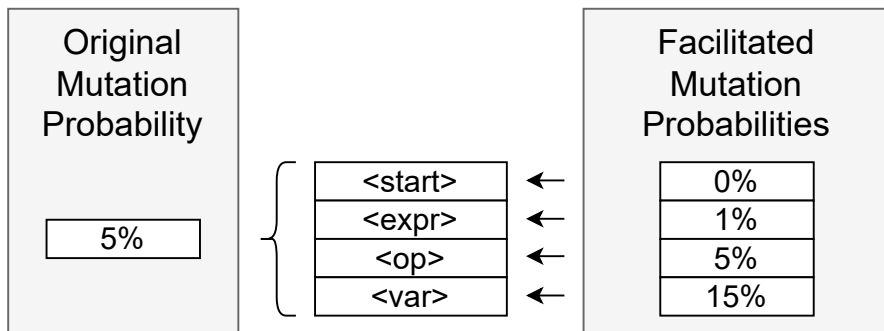


Fig. 1: Traditionally, mutation operators use a single mutation probability (pictured on the left) for all grammar non-terminals (pictured in the center). In FM, there is a separate mutation probability for each non-terminal (pictured on the right). Consider for this example that `< var >` and `< expr >` have yield low and high impact mutations respectively. To compensate, the mutation probability of `< var >` is increased while mutation probability of `< expr >` is decreased.

3.3 Facilitated Mutation in Optimizer Evolution

In this work, we apply the ideas of Facilitated Mutation to AutoLR, a framework for the evolution of neural network optimizers. AutoLR is based on a GGGP engine called SGE [24]. The evolution of optimizers is a good task to test FM, as these systems have crucial components (e.g., momentum term) and tuning components (e.g., tuning parameter values) that would benefit from different mutation probabilities. Originally, AutoLR uses a grammar that combines some crucial and tuning components in the same non-terminals. Specifically, AutoLR enables the evolution of custom behavior for three variables, *alpha*, *beta* and *sigma*. The purpose of these custom variables is to allow the creation of adaptive behavior found in human-made optimizers. Often, adaptive behaviors work as a sophisticated parameter that is dynamically adjusted during training. These custom variables share a non-terminal with the gradient, the most crucial component in this problem. Any change made to the gradient in an active gene will likely result in a complete overhaul of the solutions' behavior. We create a new grammar by separating these components to improve the efficacy of Facilitated Mutation. The new grammar uses the same terminals, preserving the functionality of the original grammar completely. In Figure 2, we show an abridged version of the two grammars, side-by-side, showcasing the changes made. The full grammars [33,31] are too large to include as most non-terminals are repeated for each custom variable and include a large amount of operations (i.e terminals). We refer the reader to the AutoLR paper [5] for details on the design decisions of the original grammar.

Leveraging these new non-terminals, we set specific mutation rates based on expert knowledge. We assign a 0.15 mutation probability to constants, allowing easy tuning of parameters. We use a 0.05 mutation probability for changes

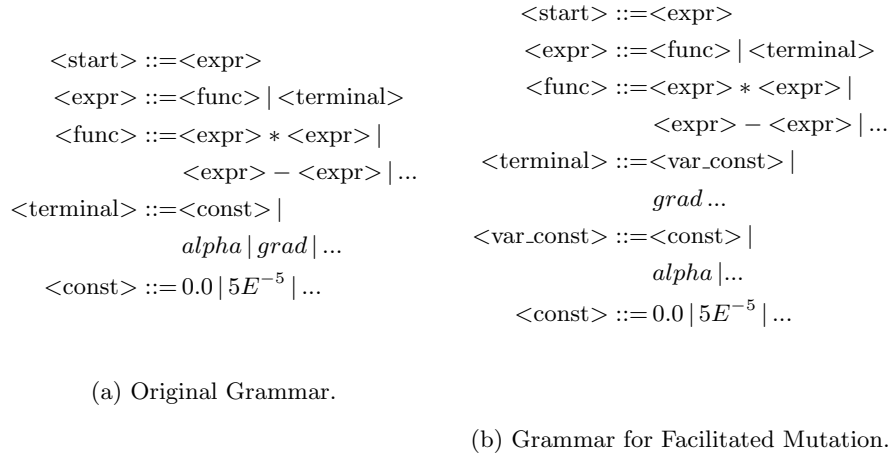


Fig. 2: The original grammar used by Autolr (2a) and the adapted version for Facilitated Mutation (2b). Note that part of *terminal* is moved to a new non-terminal *var_const* to separate core components.

between constants and custom variables. Finally, we assign a 0.01 mutation probability to all other non-terminals. This includes changing from the gradient to anything else, as well as changing the operations between variables. The complete set of parameters is presented in Figure 3.

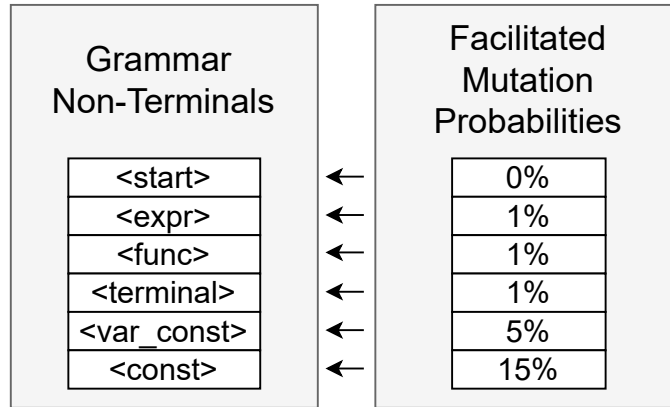


Fig. 3: Mutation probabilities used for the non-terminals of the AutoLR grammar adapted to Facilitated Mutation

4 Experimental Setup

In this work, we validate Facilitated Mutation by using AutoLR to evolve optimizers to train a convolutional neural network for image classification. Optimizers are assigned a fitness value based on the classification accuracy achieved by the network they train. Once fitness is assigned, optimizers undergo tournament selection of size two: two optimizers are compared and the one with the best fitness wins. Winners of the tournament reproduce with a probability of undergoing mutation and crossover, and then contribute to the next generation. This procedure is repeated until the population for the next generation is filled up. The population size is fixed to 100 individuals and evolution runs for 200 generations. The best solution of each generation is preserved via elitism (copied directly into the next generation before tournament selection).

We run 30 independent simulations for four different mutation approaches:

1. **Facilitated Mutation with rare crossover (FMX)**: our novel solution implementing both changes to mutation rates and implementing a *small rate* of crossover.
2. **Facilitated Mutation (FM)**: our novel solution in isolation, to investigate its effectiveness in the absence of crossover.
3. **Original mutation without crossover (OM)**: the original solution in isolation, to investigate its effectiveness in the absence of crossover, for direct comparisons with FM.
4. **Original mutation with crossover (OMX)**: the approach used in past works [5].

Evolution parameters for each approach are described in Table 1. To analyze and

Table 1: Evolutionary parameters for the four different setups (left to right: FMX, FM, OMX, OM)

Parameters	Value			
	FMX	FM	OMX	OM
Mutation Probability	Heterogeneous		Homogeneous (0.15)	
Crossover Probability	0.01	0.0	0.9	0.0
Population Size	100			
Generations	200			
Elitism	1%			
Tournament Size	2			
Max Depth	17			

compare the results from the 4 different approaches (FMX, FM, OMX, OM) we use four metrics:

- **Best Fitness**: The *fitness of the best evolved solution* in a simulation.

- **Population Fitness:** The *average fitness of the population*. We also consider the *distribution of fitness in the population*.
- **Population Diversity:** The *number of different high quality and distinct solutions in a population*. We distinguish solutions by the equation that describes the behavior of the optimizer they encode. We set an arbitrary threshold of accuracy in the image-classification executed by a network trained by a specific solution to distinguish non-viable (< 0.5), viable (> 0.5) and high-quality (> 0.8) solutions.
- **Computational Cost:** *Number of training events over the evolutionary run*. The majority of computational costs in AutoLR come from the expensive network training necessary for the fitness evaluation of the evolving optimizers. The framework avoids re-evaluating solutions it already encountered (see subsection 4.2), thus algorithms that bias variation can reduce computational costs.

4.1 Task, training and fitness evaluation

We select for the optimizers that can best train a simple convolutional neural network [32] for image classification on Fashion-MNIST [48]. Fashion-MNIST is a data-set with 60000 28x28 gray-scale training images. Each image depicts an article of clothing belonging to one of ten categories (e.g, T-shirt/top, Trouser, Pullover, etc...). The optimizer trains the network to correctly label these images. Training has two stop conditions. First, a maximum number of training epochs after which training terminates. Second, if no progress is made after a set number of consecutive epochs training, an early stop mechanism will terminate training. To ensure a fair fitness assessment, we split Fashion-MNIST into three data-sets:

- Training Data - Used to train the network. The optimizer directly interacts with this data.
- Validation Data - Used to monitor training. During training, validation metrics are calculated on this data to monitor progress. The early stop mechanism monitors these validation metrics to terminate training if no progress is made. The optimizer does not interact with this data directly.
- Fitness Data - Used to calculate the fitness. After training is concluded, accuracy is calculated using this data. The system then uses this accuracy as the optimizer’s fitness. The optimizer does not interact with this data directly, ensuring an unbiased fitness assessment.

In Table 2 we show the parameter values used in our Fashion-MNIST experiments.

4.2 Solution archive and viable solution pre-selection

Once fitness is calculated, the optimizer and its fitness are recorded in an archive. Before any optimizer is evaluated, the system will check the archive for an existing record to avoid redundant re-evaluation. This saves considerable computational resources since multiple genomes can encode the same optimizer. Additionally, the system can detect dysfunctional optimizers prior to evaluation by

Table 2: Training parameters for optimizer fitness evaluation.

Parameters	Value
Training Size	6500
Validation Size	3500
Fitness Size	50000
Training Epochs	100
Early Stop Metric	Validation Loss
Early Stop Patience	5

searching for the gradient in the active genes. An optimizer that does not use the gradient is incapable of training a neural network so AutoLR assigns them a poor fitness value (0.1) and skips evaluation to save computational resources.

4.3 Post-hoc Analysis

While the fitness function provides a quick assessment of the quality of an optimizer it is ultimately an abridged procedure that focuses on efficiency. During the evolutionary simulations we use: limited training size, few training epochs and an early stop mechanism to speed up computation. However, these expedients limit the thoroughness of training and thus hinder the assessment of the full capabilities of an optimizer. We perform a post-hoc analysis on the best evolved solution for each approach to more accurately assess their quality. The procedure for post-hoc analysis is similar to the fitness evaluation with a few key differences. Training uses 56500 examples instead of 6500 and continues for 1000 epochs instead of 100. Moreover, the early stop mechanism is removed. After training concludes, the weights that achieved the best validation-accuracy are restored for a final test-accuracy assessment. The system calculates the test-accuracy using 10000 images from the Fashion-MNIST test data. This test data is a separate data-set, never used during evolution, thus ensuring an accurate assessment of the optimizers' ability to generalize to new data. We repeat the test accuracy calculation 15 times to guarantee that the optimizers are consistently effective. After all these steps, we consider that the average test-accuracy of an optimizer is the best measure of its true quality.

5 Results

Here, we report and analyse the results obtained from the 30 replicates of each of the four mutation regimes we implement (FMX, FM, OMX, OM). Statistical comparison of the approaches is conducted using Mann-Whitney test (significance level set to $\alpha < 0.05$). The four different metrics: **Best fitness**, **Population fitness**, **Population diversity** and **Computational cost** are discussed separately in different subsections.

5.1 Best Fitness

We perform post-hoc analysis on the single best optimizer out of the 30 different runs from each regime, and compare their final quality. The result of the test and validation accuracy assessments, as well as the p-value results from pairwise optimizer comparisons are shown in Figure 4. After post-hoc analysis, FMX

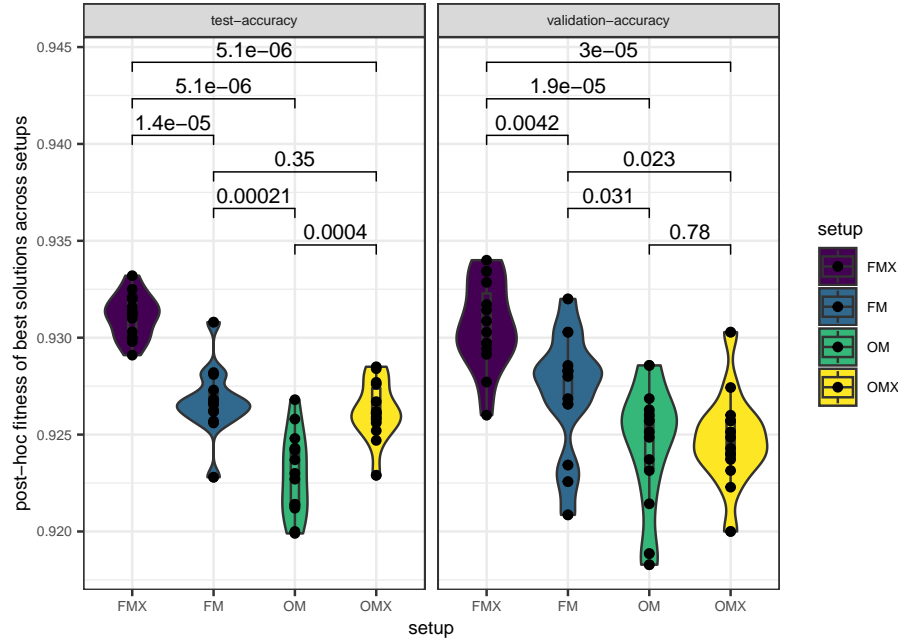


Fig. 4: Test and validation accuracies of the best optimizer for each setup in post-hoc analysis. The p-value for pairwise comparison between optimizers is also shown.

produced the most effective optimizer, classifying 93.1% of test images correctly on average. FMX’s optimizer is statistically superior to all other approaches in test and validation-accuracy. The FM and OMX optimizers are comparable when it comes to test-accuracy, despite FM being superior in validation-accuracy. OM evolved the weakest optimizer. These results confirm that FM aids evolution in producing superior optimizers. FM worked best when combined with a very small rate of crossover (FMX, crossover rate = 0.01). Crossover also plays an important role, as it influences exploration and exploitation, affecting the consistency of evolution in finding high quality solutions.

We also analyzed the consistency of the approaches, comparing the best solutions found by all 30 runs across the four approaches (shown in Figure 5). FMX, OM and OMX have comparable consistency in discovering high-fitness solutions.

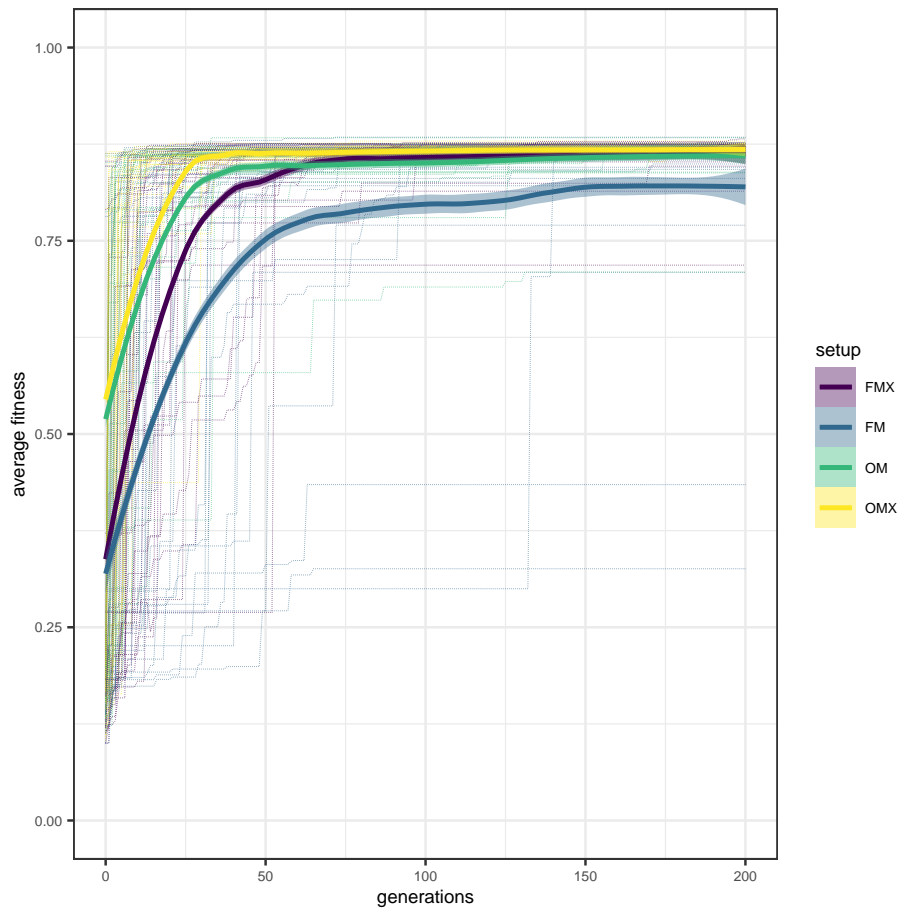


Fig. 5: Fitness of the best individual of the 30 populations over time, for the four different setups. Bold lines show the average fitness of the best solution across the 30 runs in each setup over time.

OM and OMX methods plateau rapidly as their mutational regimes explore the solution space very fast but impair incremental change, while FMX reaches a comparable level more gradually by steadily improving upon discovered solutions. FM is the most inconsistent, with a substantial number of runs below 0.5 fitness for the best solution. FM’s lower-than-average fitness can be explained by the fact that FM evaluates a substantially smaller number of solutions compared to the other approaches. This is due to the combination of the prevalence of neutral mutations, the absence of crossover and the use of a solution archive. FM mutation encourages navigation of the solution space via neutral mutations that do not affect the the solution (i.e the phenotype), this evolutionary pattern is normally called neutral search. Neutral search allows solutions to change their genotype, and slowly move across the solution space while being shielded from selection. It is also computationally efficient in AutoLR, as genotypes can change free of computational cost as long as they encode for the same solution since the system only evaluates new solutions and not new genotypes. Thus, FM has fewer evaluations per generation (see Section 5.3 for detailed results). However, since for all mutational approaches runs terminate after a fixed number of generations, FM will explore a lower number of solutions than the others, and therefore is more prone in getting stuck into local minima. On the other hand, FMX can discover higher-performance solution thanks to the small rate of crossing over, which nudges the population into unexplored regions of the search space, where new solution can be evaluated. OMX and OM need not to rely on crossover to explore many solutions as their highly disruptive mutation regime is sufficient (but not efficient) in moving them to new region of the search space.

5.2 Population Fitness

FM and FMX substantially improve the average fitness of the solutions in the population. At any point in time, FM and FMX populations have an higher average fitness than OM/OMX (Figure 6). WE find that this difference is statistically significant at the end of evolution: FMX and FM average population fitness ≈ 0.6 , OM and OMX average fitnesses ≈ 0.3 and 0.1 respectively, as Figure 7 shows.

In previous studies that implemented an approach similar to OMX [5], average solutions in a population have a fitness one order of magnitude smaller than the best one (OM average solution fitness ≈ 0.1 , OM best solution fitness ≈ 0.9). In contrast to FMX, OMX proceeds by randomly sampling good solutions from a wide search space thanks to its high rates of mutation and crossover, but does not traverse the search space efficiently allowing fit solutions to produce incrementally fitter offspring. These results display the delicate role of crossover rate in balancing exploration and exploitation and the importance of tuning this parameter correctly. A high crossover rate has a extremely negative impact on population fitness. Population fitness in OMX (crossover rate = 0.9) is significantly lower than its crossover-free counterpart OM (crossover rate = 0). This contrasts with the positive effect of small crossover rates can have, as observed in Section 5.1. FMX and FM population fitnesses do not show the same drop.

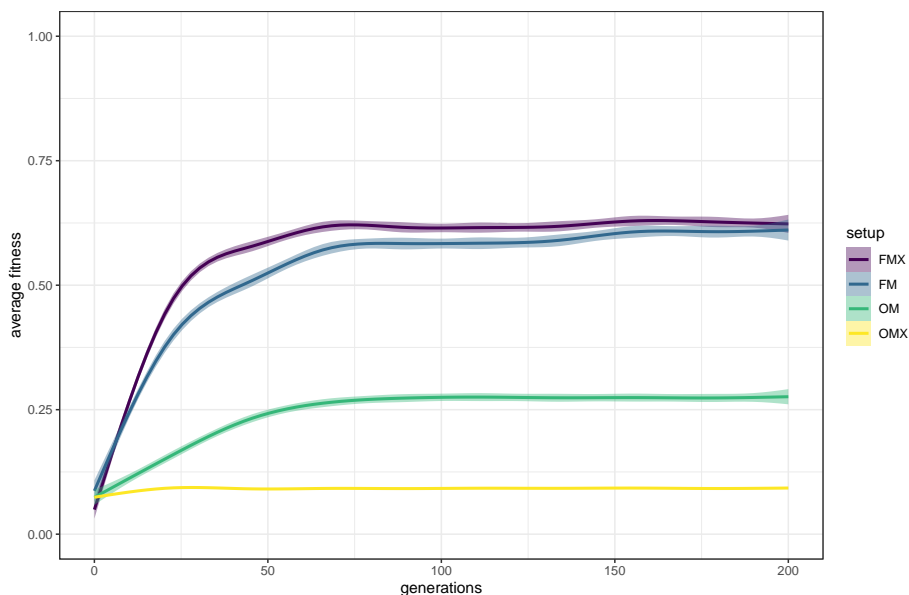


Fig. 6: Average fitness of the 30 populations over time, for the four different setups.

This is because as the crossover rate for FMX is almost two orders of magnitude lower than OMX (FMX crossover rate = 0.01 \ll OMX crossover rate = 0.9).

Improved population fitness supports the hypothesis that FM approaches can improve the navigation of the search space. However, looking population fitness alone is not sufficient. Many identical copies with high fitness could lead to the same result. It is essential to analyze the diversity of solutions discovered by each approach to assess if FM approaches can indeed explore the search space better.

5.3 Population Diversity

We statistically compare the total numbers of unique viable behaviors discovered per run (Figure 8 on the right), and we observe how these unique behaviors arise through time (on the left in Figure 8). FMX produces a significantly higher diversity of solutions than all other approaches, FM and OM have comparable diversity, while OMX is significantly worse than all other approaches (Figure 8). We measure diversity as the number of viable unique behaviors in the population. This is a modified version of the *variety* measure proposed by Koza [20]. We focus on the "the number of *viable* unique behaviors" by considering only solutions with a fitness above the threshold of 0.5 (able train a neural network in some capacity). Optimizers are fragile systems that routinely produce a large number of non-functional behaviors. Including invalid solutions in our analysis

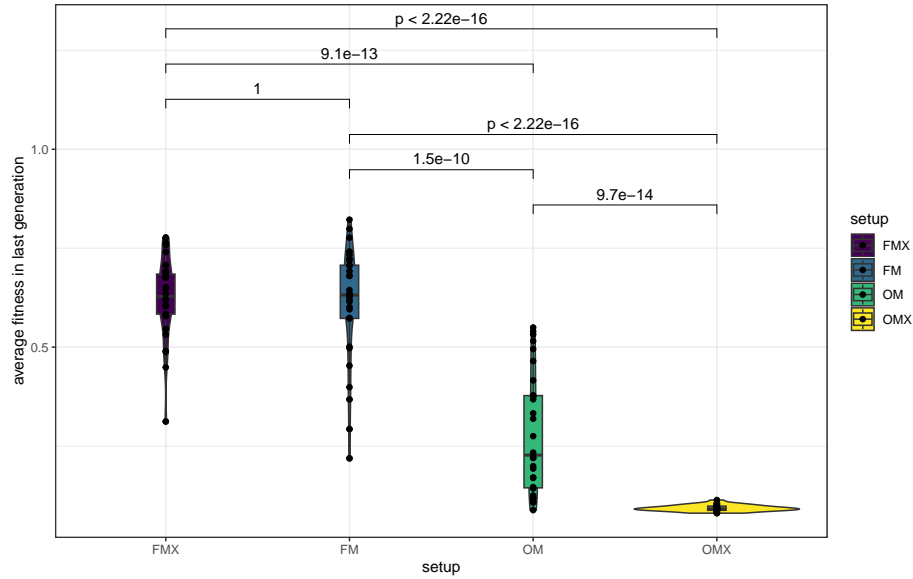


Fig. 7: Average fitness in the last generation of each run, for all setups. The p-value for pairwise comparison between the setups is also shown.

would dilute the information about the diversity of optimizers that can actually contribute to evolution. The lack of diversity in OMX clues us into the failures of this variation regime and confirms our hypothesis that FMs approaches can explore the search space more efficiently. Despite the vast amount of new behaviors that crossover introduces into the population, OMX is unable to convert this into functioning behaviors that aid evolution. The combined results on diversity and population fitness suggest that FMX and FM can keep a diverse, high quality population for longer than OM and OMX. This suggests that FM and FMX succeed in their goal of improving the navigation of the search space, possibly allowing them to avoid local minima and stagnation.

However, these results raise questions about performance. We previously hypothesize that FM may be computationally cheaper by evaluating less solutions thanks to an increase in neutral search. The results about diversity put this conclusion into question, how can FM be more diverse and at the same time evaluate and explore less solutions? An hypothesis is that FM drastically reduces the amount of low quality evaluations and discovers high quality solutions more frequently. This can increase diversity of viable solutions without requiring more solutions to be evaluated (i.e. without added computational costs). To answer this question, we analyze the computational cost of the experiments.

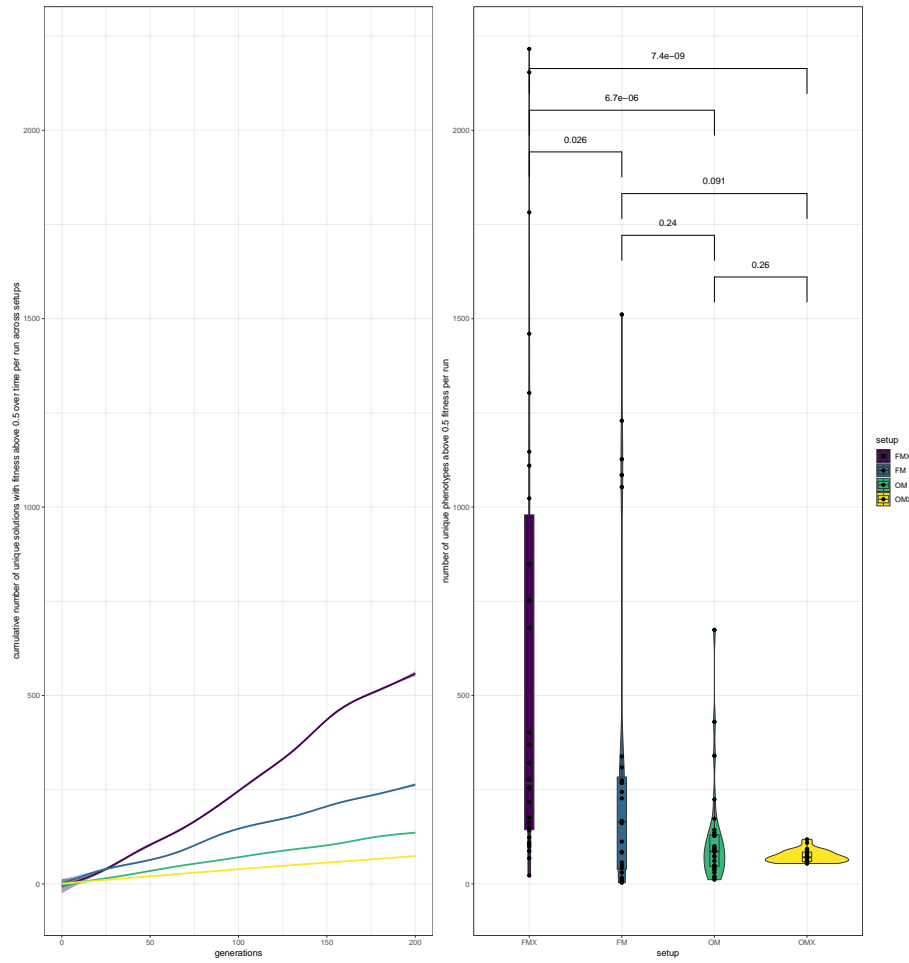


Fig. 8: On the left: Average number of unique behaviors above 0.5 fitness discovered per run. On the right: total number of unique behaviors above 0.5 fitness discovered in each run.

5.4 Computational Costs

The majority of computational costs of AutoLR comes from the neural network training necessary for the fitness evaluation of optimizers. In Figure 9 we statistically compare the number of trainings and evaluations (the main computational cost) executed in all approaches. AutoLR uses a solution archive and pre-selects only for functional optimizers to avoid redundant and irrelevant evaluations. Due to these mechanisms, the number of optimizers evaluated in a run is the number of unique behaviors that include the use of gradient. The results show that FM

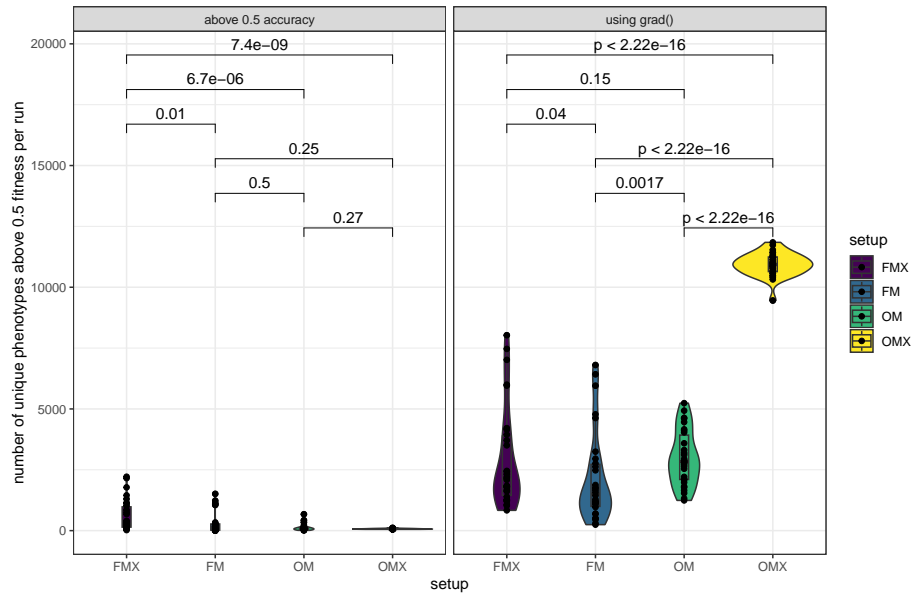


Fig. 9: On the left: number of trainings and evaluations executed for solutions above 0.5 fitness in each run, across all approaches. On the right the total number of trainings and evaluations (evaluations of optimizers that made use of the gradient) executed in each run, across all approaches.

is computationally cheaper than all the other approaches. This result is particularly notable since FM manages to be cheaper while at the same time having a high diversity of good optimizers (see Section 5.3). This suggests that FM performs neutral search (saving computational resources) in high-fitness regions of the problem space. Both FM and FMX are statistically computationally cheaper than OM and OMX. FMX does not share the statistical results of FM, but is notably similar to OM despite the massive difference in high quality evaluations. OMX is significantly worse than all other approaches, further highlighting the limitations of this setup compared to the proposed FM and FMX approaches.

6 Conclusions

In this paper, we propose Facilitated Mutation, a mutation approach for GGGP inspired by biological evolution. Facilitated mutation splits the single mutation probability commonly used in these approaches into a separate value for each grammar non-terminal. We compare Facilitated Mutation (FM) and Facilitated Mutation with crossover (FMX) against more traditional mutational approaches with (OMX) and without (OM) crossover. We validate these approaches on optimizer evolution, an evolutionary machine learning task with fragile solutions, a difficult search space and relevant implications. On average, FM approaches (FM and FMX) maintain a better and more diverse population using less computational resources. FMX evolved the best optimizer, produced better solutions on average and discovered more high quality solutions, while being computationally cheaper or similar to approaches using original mutation. FM is competitive with other approaches despite the average quality of its evolved best optimizers being worse than the other approaches. By comparing approaches implementing high (OMX) low (FMX) and null rates of crossover, we also find that the crossover regime used in past works [5] is detrimental many aspects of evolution but still can reach high levels in optimizer quality.

6.1 Future Work

FM and FMX achieve several remarkable results in this work, but these approaches can still be pushed further. The mutation and crossover rates used for FM were set based on expert knowledge and intuition with no tuning of any kind. Ideally, FM would use adaptive mutation rates for each non-terminal which the system can adjust dynamically to fit the needs of evolution. The analysis of the approaches could also be expanded. While we found viable measures for all aspects of evolution we studied, technical limitations stopped us from looking at other metrics such as solution complexity, phenotypic distance between solutions and total run time for computational cost. Other aspects of evolution could also be studied, such as detecting optimizers that evolution discovers repeatedly and how these vary depending on the approach. The improved level of diversity and population fitness of FM approaches also warrant further research into understanding if they not can only favor efficient adaptation to one task, but also increase the evolvability of the system to different tasks. Additionally, previous works compared the evolved optimizers with human-made solutions. This type of analysis was omitted since the focus of this work was on improving evolution, but such insights would be interesting in an extended version of this paper.

References

1. Alberch, P., Gale, E.A.: A developmental analysis of an evolutionary trend: digital reduction in amphibians. *Evolution* **39**(1), 8–23 (1985). <https://doi.org/10.1111/J.1558-5646.1985.TB04076.X>, <https://doi.org/10.1111/J.1558-5646.1985.TB04076.X>

- [//onlinelibrary.wiley.com/doi/full/10.1111/j.1558-5646.1985.tb04076.x](https://onlinelibrary.wiley.com/doi/full/10.1111/j.1558-5646.1985.tb04076.x)
<https://onlinelibrary.wiley.com/doi/abs/10.1111/j.1558-5646.1985.tb04076.x>
<https://onlinelibrary.wiley.com/doi/10.1111/j.1558-5646.1985.tb04076.x>
2. Bergstra, J., Bengio, Y.: Random search for hyper-parameter optimization. *Journal of Machine Learning Research* **13**, 281–305 (2012)
 3. Brakefield, P.M., Roskam, J.C.: Exploring evolutionary constraints is a task for an integrative evolutionary biology. *American Naturalist* **168**(SUPPL.) (12 2006). <https://doi.org/10.1086/509049>/ASSET/IMAGES/LARGE/FG4.JPEG, <https://www.journals.uchicago.edu/doi/10.1086/509049>
 4. Campillos, M., Von Mering, C., Jensen, L.J., Bork, P.: Identification and analysis of evolutionarily cohesive functional modules in protein networks. *Genome Research* **16**(3), 374–382 (3 2006). <https://doi.org/10.1101/GR.4336406>, <https://genome.cshlp.org/content/16/3/374.full><https://genome.cshlp.org/content/16/3/374><https://genome.cshlp.org/content/16/3/374.abstract>
 5. Carvalho, P., Lourenço, N., Machado, P.: Evolving Adaptive Neural Network Optimizers for Image Classification. *Lecture Notes in Computer Science (including subseries Lecture Notes in Artificial Intelligence and Lecture Notes in Bioinformatics)* **13223 LNCS**, 3–18 (2022). https://doi.org/10.1007/978-3-031-02056-8_1/TABLES/3, https://link.springer.com/chapter/10.1007/978-3-031-02056-8_1
 6. Chen, X., Liang, C., Huang, D., Real, E., Liu, Y., Wang, K., Hsieh, C.J., Lu, Y., Le, Q.V.: Evolved optimizer for vision. In: *First Conference on Automated Machine Learning (Late-Breaking Workshop)* (2022), https://openreview.net/forum?id=jK_eS5BxOuu
 7. Erwin, D.H., Davidson, E.H.: The evolution of hierarchical gene regulatory networks. *Nature Reviews Genetics* 2009 10:2 **10**(2), 141–148 (2 2009). <https://doi.org/10.1038/nrg2499>, <https://www.nature.com/articles/nrg2499>
 8. Feuk, L., Carson, A.R., Scherer, S.W.: Structural variation in the human genome. *Nature Reviews Genetics* 2006 7:2 **7**(2), 85–97 (2 2006). <https://doi.org/10.1038/nrg1767>, <https://www.nature.com/articles/nrg1767>
 9. Gajewski, A., Stanley, K.O., Clune, J., Lehman, J.: Evolvability ES: Scalable and direct optimization of evolvability. In: *GECCO 2019 - Proceedings of the 2019 Genetic and Evolutionary Computation Conference*. pp. 107–115. Association for Computing Machinery, Inc (7 2019). <https://doi.org/10.1145/3321707.3321876>
 10. Gerhart, J., Kirschner, M.: The theory of facilitated variation. *Proceedings of the National Academy of Sciences of the United States of America* **104**(SUPPL. 1), 8582–8589 (5 2007). <https://doi.org/10.1073/pnas.0701035104>, https://www.pnas.org/content/104/suppl_1/8582https://www.pnas.org/content/104/suppl_1/8582.abstract
 11. Gerhart, J., Lowe, C., Kirschner, M.: Hemichordates and the origin of chordates. *Current opinion in genetics & development* **15**(4), 461–467 (8 2005). <https://doi.org/10.1016/J.GDE.2005.06.004>, <https://pubmed.ncbi.nlm.nih.gov/15964754/>
 12. Gerhart, J.C., Kirschner, M.W.: *Cells, embryos and evolution* (1997)
 13. Gottlieb, J., Eckert, C.: A Comparison of Two Representations for the fixed charge transportation problem. *Lecture Notes in Computer Science (including subseries Lecture Notes in Artificial Intelligence and Lecture Notes in Bioinformatics)* **1917**, 345–354 (2000). https://doi.org/10.1007/3-540-45356-3_34/COVER, https://link.springer.com/chapter/10.1007/3-540-45356-3_34
 14. Gottlieb, J., Raidl, G.R.: Locality in decoder-based EAs for the multidimensional knapsack problem. *Lecture Notes in Computer Science (including subseries Lecture Notes in Artificial Intelligence and Lecture Notes in Bioinformatics)* **1829**,

- 38–52 (2000). https://doi.org/10.1007/10721187_3/COVER, https://link.springer.com/chapter/10.1007/10721187_3
15. Gruau, F.: Automatic definition of modular neural networks. *Adaptive behavior* **3**(2), 151–183 (1994)
 16. Gruber, J.D., Vogel, K., Kalay, G., Wittkopp, P.J.: Contrasting properties of gene-specific regulatory, coding, and copy number mutations in *saccharomyces cerevisiae*: Frequency, effects, and dominance. *PLoS Genetics* **8**(2) (2 2012). <https://doi.org/10.1371/JOURNAL.PGEN.1002497>
 17. Hartsock, A., Nelson, W.J.: Adherens and tight junctions: Structure, function and connections to the actin cytoskeleton. *Biochimica et Biophysica Acta (BBA) - Biomembranes* **1778**(3), 660–669 (3 2008). <https://doi.org/10.1016/J.BBAMEM.2007.07.012>
 18. Hemberg, M., O’Reilly, U.M., Menges, A., Jonas, K., Gonçalves, M.d.C., Fuchs, S.R.: Genr8: Architects’ experience with an emergent design tool. In: *The Art of Artificial Evolution*, pp. 167–188. Springer (2008)
 19. Hutter, H., Vogel, B.E., Plenefisch, J.D., Norris, C.R., Proenca, R.B., Spieth, J., Guo, C., Mastwal, S., Zhu, X., Scheel, J., et al.: Conservation and Novelty in the Evolution of Cell Adhesion and Extracellular Matrix Genes. *Science* **287**(5455), 989–994 (2000)
 20. Koza, J.R.: *Genetic Programming: On the Programming of Computers by Means of Natural Selection*. MIT Press, Cambridge, MA, USA (1992)
 21. Lones, M.A.: Instruction-level design of local optimisers using push gp. In: *Proceedings of the Genetic and Evolutionary Computation Conference Companion*. pp. 1487–1494 (2019)
 22. Lones, M.A.: Optimising optimisers with push gp. In: *European Conference on Genetic Programming (Part of EvoStar)*. pp. 101–117. Springer (2020)
 23. Lones, M.A.: Evolving continuous optimisers from scratch. *Genetic Programming and Evolvable Machines* **22**(4), 395–428 (2021)
 24. Lourenço, N., Pereira, F.B., Costa, E.: Unveiling the properties of structured grammatical evolution. *Genetic Programming and Evolvable Machines* **17**(3), 251–289 (9 2016). <https://doi.org/10.1007/S10710-015-9262-4/FIGURES/21>, <https://link.springer.com/article/10.1007/s10710-015-9262-4>
 25. Martincorena, I., Luscombe, N.M.: Non-random mutation: the evolution of targeted hypermutation and hypomutation. *Bioessays* **35**(2), 123–130 (2 2013). <https://doi.org/10.1002/bies.201200150>
 26. McKay, R.I., Hoai, N.X., Whigham, P.A., Shan, Y., O’neill, M.: Grammar-based genetic programming: a survey. *Genetic Programming and Evolvable Machines* **11**(3), 365–396 (2010)
 27. Medvet, E.: A comparative analysis of dynamic locality and redundancy in grammatical evolution. *Lecture Notes in Computer Science (including subseries Lecture Notes in Artificial Intelligence and Lecture Notes in Bioinformatics)* **10196 LNCS**, 326–342 (2017). https://doi.org/10.1007/978-3-319-55696-3_21/COVER, https://link.springer.com/chapter/10.1007/978-3-319-55696-3_21
 28. Mengistu, H., Huizinga, J., Mouret, J.B., Clune, J.: The evolutionary origins of hierarchy. *PLoS computational biology* **12**(6), e1004829 (5 2015). <https://doi.org/10.1371/journal.pcbi.1004829>, <http://arxiv.org/abs/1505.06353><http://dx.doi.org/10.1371/journal.pcbi.1004829>
 29. Monroe, J.G., Srikant, T., Carbonell-Bejerano, P., Becker, C., Lensink, M., Exposito-Alonso, M., Klein, M., Hildebrandt, J., Neumann, M., Kliebenstein, D., Weng, M.L., Imbert, E., Ågren, J., Rutter, M.T., Fenster, C.B., Weigel, D.: Mutation bias reflects natural selection in *Arabidopsis thaliana*. *Nature* 2022 pp. 1–5

- (1 2022). <https://doi.org/10.1038/s41586-021-04269-6>, <https://www.nature.com/articles/s41586-021-04269-6>
30. Parter, M., Kashtan, N., Alon, U.: Facilitated Variation: How Evolution Learns from Past Environments To Generalize to New Environments. *PLoS Computational Biology* **4**(11), 1000206 (2008). <https://doi.org/10.1371/JOURNAL.PCBI.1000206>, [/pmc/articles/PMC2563028/](https://pubmed.ncbi.nlm.nih.gov/1000206/) [/pmc/articles/PMC2563028/?report=abstracthttps://www.ncbi.nlm.nih.gov/pmc/articles/PMC2563028/](https://pubmed.ncbi.nlm.nih.gov/1000206/)
 31. Pedro, C.: Autolr facilitated mutation grammar (2023), https://github.com/soren5/autolr/blob/master/grammars/adaptive_autolr_grammar_mutate_level.txt
 32. Pedro, C.: Autolr mnist model (2023), https://github.com/soren5/autolr/blob/master/models/json/mnist_model.json
 33. Pedro, C.: Autolr original grammar (2023), https://github.com/soren5/autolr/blob/master/grammars/adaptive_autolr_grammar_original.txt
 34. de la Puente, A.O., Alfonso, R.S., Moreno, M.A.: Automatic composition of music by means of grammatical evolution. In: Proceedings of the 2002 conference on APL: array processing languages: lore, problems, and applications. pp. 148–155 (2002)
 35. Rothlauf, F., Oetzel, M.: On the locality of grammatical evolution. In: Genetic Programming: 9th European Conference, EuroGP 2006, Budapest, Hungary, April 10–12, 2006. Proceedings 9. pp. 320–330. Springer (2006)
 36. Rumelhart, D.E., Hinton, G.E., Williams, R.J.: Learning internal representations by error propagation. Tech. rep., California Univ San Diego La Jolla Inst for Cognitive Science (1985)
 37. Salimans, T., Ho, J., Chen, X., Sidor, S., Sutskever, I.: Evolution Strategies as a Scalable Alternative to Reinforcement Learning. *Open Ai* pp. 1–13 (2017), <http://arxiv.org/abs/1703.03864https://openai.com/blog/evolution-strategies/>
 38. Stern, D.L., Orgogozo, V.: The Loci of Evolution: How Predictable is Genetic Evolution? *Evolution; International Journal of Organic Evolution* **62**(9), 2155 (9 2008). <https://doi.org/10.1111/J.1558-5646.2008.00450.X>, [/pmc/articles/PMC2613234/](https://pubmed.ncbi.nlm.nih.gov/1811111/) [/pmc/articles/PMC2613234/?report=abstracthttps://www.ncbi.nlm.nih.gov/pmc/articles/PMC2613234/](https://pubmed.ncbi.nlm.nih.gov/1811111/)
 39. Tanay, A., Regev, A., Shamir, R.: Conservation and evolvability in regulatory networks: The evolution of ribosomal regulation in yeast. *Proceedings of the National Academy of Sciences of the United States of America* **102**(20), 7203–7208 (5 2005). https://doi.org/10.1073/PNAS.0502521102/SUPPL_FILE/02521FIG12.PDF, <https://www.pnas.org/doi/abs/10.1073/pnas.0502521102>
 40. Tepass, U., Tanentzapf, G.: Epithelial cell polarity and cell junctions in *Drosophila* (11 2001). <https://doi.org/10.1146/annurev.genet.35.102401.091415>, <https://www.annualreviews.org/doi/abs/10.1146/annurev.genet.35.102401.091415>
 41. Uller, T., Moczek, A.P., Watson, R.A., Brakefield, P.M., Laland, K.N.: Developmental bias and evolution: A regulatory network perspective. *Genetics* **209**(4), 949–966 (2018). <https://doi.org/10.1534/genetics.118.300995>
 42. Wagner, G.P., Pavlicev, M., Cheverud, J.M.: The road to modularity. *Nature Reviews Genetics* **8**(12), 921–931 (2007). <https://doi.org/10.1038/nrg2267>
 43. Watson, R.A., Szathmáry, E.: How Can Evolution Learn? *Trends in Ecology and Evolution* **31**(2), 147–157 (2016). <https://doi.org/10.1016/j.tree.2015.11.009>, <http://www.ncbi.nlm.nih.gov/pubmed/26705684>
 44. Wessinger, C.A., Hileman, L.C.: Accessibility, constraint, and repetition in adaptive floral evolution. *Developmental Biology* **419**(1), 175–183 (11 2016). <https://doi.org/10.1016/J.YDBIO.2016.05.003>

45. Whigham, P.A., MacLaurin, J., Dick, G., Owen, C.A.: Examining the "best of both worlds" of grammatical evolution. GECCO 2015 - Proceedings of the 2015 Genetic and Evolutionary Computation Conference pp. 1111–1118 (7 2015). <https://doi.org/10.1145/2739480.2754784>, <https://dl.acm.org/doi/10.1145/2739480.2754784>
46. Winther, R.G.: Varieties of modules: Kinds, levels, origins, and behaviors. *Journal of Experimental Zoology* **291**(2), 116–129 (8 2001). <https://doi.org/10.1002/JEZ.1064>
47. Wray, G.A.: The evolutionary significance of cis-regulatory mutations. *Nature Reviews Genetics* 2007 8:3 **8**(3), 206–216 (3 2007). <https://doi.org/10.1038/nrg2063>, <https://www.nature.com/articles/nrg2063>
48. Xiao, H., Rasul, K., Vollgraf, R.: Fashion-mnist: a novel image dataset for benchmarking machine learning algorithms. arXiv preprint arXiv:1708.07747 (2017)
49. Yu, M., Kramer, M., Dutkowski, J., Srivas, R., Licon, K., Kreisberg, J., Ng, C., Krogan, N., Sharan, R., Ideker, T., Apgar, J., Witmer, D., White, F., Tidor, B., Ashyraliyev, M., Fomekong-Nanfack, Y., Kaandorp, J., Blom, J., Balakrishnan, R., Harris, M., Huntley, R., Auken, K.V., Cherry, J., Bandyopadhyay, S., Kelley, R., Krogan, N., Ideker, T., Baryshnikova, A., Costanzo, M., Kim, Y., Ding, H., Koh, J., Toufighi, K., Youn, J., Ou, J., Luis, B.S., Bandyopadhyay, S., al., e., Bellay, J., Atluri, G., Sing, T., Toufighi, K., Costanzo, M., Ribeiro, P., Pandey, G., Baller, J., VanderSluis, B., Michaut, M., al., e., Boucher, B., Jenna, S., Brachman, R., Levesque, H., Breiman, L., Bruggeman, F., Westerhoff, H., Cahan, P., Li, H., Morris, S., Rocha, E.L.d., Daley, G., Collins, J., Califano, A., Butte, A., Friend, S., Ideker, T., Schadt, E., Carrera, J., Estrela, R., Luo, J., Rai, N., Tsoukalas, A., Tagkopoulos, I., Carvunis, A.R., Ideker, T., Chen, W., Niepel, M., Sorger, P., Cherry, J., Hong, E., Amundsen, C., Balakrishnan, R., Binkley, G., Chan, E., Christie, K., Costanzo, M., Dwight, S., Engel, S., al., e., Collins, S., Roguev, A., Krogan, N., Costanzo, M., Baryshnikova, A., Bellay, J., Kim, Y., Speer, E., Sevier, C., Ding, H., Koh, J., Toufighi, K., Mostafavi, S., al., e., Deisboeck, T., Wang, Z., Macklin, P., Cristini, V., Deutscher, D., Meilijson, I., Kupiec, M., Ruppig, E., Dowell, R., Ryan, O., Jansen, A., Cheung, D., Agarwala, S., Danford, T., Bernstein, D., Rolfe, P., Heisler, L., Chin, B., al., e., Dutkowski, J., Kramer, M., Surma, M., Balakrishnan, R., Cherry, J., Krogan, N., Ideker, T., Eissing, T., Kuepfer, L., Becker, C., Block, M., Coboeken, K., Gaub, T., Goerlitz, L., Jaeger, J., Loosen, R., Ludewig, B., al., e., Formosa, T., Ruone, S., Adams, M., Olsen, A., Eriksson, P., Yu, Y., Rhoades, A., Kaufman, P., Stillman, D., Consortium, G.O., Gillis, J., Pavlidis, P., Gligorijević, V., Janjić, V., Pržulj, N., Greene, C., Krishnan, A., Wong, A., Ricciotti, E., Zelaya, R., Himmelstein, D., Zhang, R., Hartmann, B., Zaslavsky, E., Sealfon, S., al., e., Gutenkunst, R., Waterfall, J., Casey, F., Brown, K., Myers, C., Sethna, J., Haber, J., Braberg, H., Wu, Q., Alexander, R., Haase, J., Ryan, C., Lipkin-Moore, Z., Franks-Skiba, K., Johnson, T., Shales, M., al., e., Hanahan, D., Weinberg, R., Hillenmeyer, M., Fung, E., Wildenhain, J., Pierce, S., Hoon, S., Lee, W., Proctor, M., Onge, R.S., Tyers, M., Koller, D., al., e., Hofree, M., Shen, J., Carter, H., Gross, A., Ideker, T., Huntley, R., Sawford, T., Martin, M., O'Donovan, C., Ideker, T., Krogan, N., Karr, J., Sanghvi, J., Macklin, D., Gutschow, M., Jacobs, J., Bolival, B., Assad-Garcia, N., Glass, J., Covert, M., Kelley, R., Ideker, T., Kim, Y.A., Przytycka, T., Kim, H., Shin, J., Kim, E., Kim, H., Hwang, S., Shim, J., Lee, I., Kramer, M., Dutkowski, J., Yu, M., Bafna, V., Ideker, T., Lee, I., Lehner, B., Vavouri, T., Shin, J., Fraser, A., Marcotte, E., Lee, I., Blom, U., Wang, P., Shim, J., Marcotte, E., Lee, A., Onge, R., Proctor, M., Wallace,

I., Nile, A., Spagnuolo, P., Jitkova, Y., Gronda, M., Wu, Y., Kim, M., al., e., Lehner, B., Leiserson, M., Tatar, D., Cowen, L., Hescott, B., Leiserson, M., Vandin, F., Wu, H.T., Dobson, J., Eldridge, J., Thomas, J., Papoutsaki, A., Kim, Y., Niu, B., McLellan, M., al., e., Lerman, J., Hyduke, D., Latif, H., Portnoy, V., Lewis, N., Orth, J., Schrimpe-Rutledge, A., Smith, R., Adkins, J., Zengler, K., Palsson, B., Ma, X., Tarone, A., Li, W., Machado, D., Costa, R., Rocha, M., Ferreira, E., Tidor, B., Rocha, I., Mackay, T., Ng, S., Collisson, E., Sokolov, A., Goldstein, T., Gonzalez-Perez, A., Lopez-Bigas, N., Benz, C., Haussler, D., Stuart, J., O'Brien, E., Lerman, J., Chang, R., Hyduke, D., Palsson, B., Orth, J., Thiele, I., Palsson, B., Pamblanco, M., Oliete-Calvo, P., García-Oliver, E., Valero, M.L., Pino, M.S.d., Rodríguez-Navarro, S., Pandey, G., Zhang, B., Chang, A., Myers, C., Zhu, J., Kumar, V., Schadt, E., Park, Y., Marcotte, E., Pe'er, D., Hacohen, N., Pedregosa, F., Varoquaux, G., Gramfort, A., Michel, V., Thirion, B., Grisel, O., Blondel, M., Prettenhofer, P., Weiss, R., Dubourg, V., al., e., Pesquita, C., Faria, D., Falcão, A., Lord, P., Couto, F., Pratt, D., Chen, J., Welker, D., Rivas, R., Pillich, R., Rynkov, V., Ono, K., Miello, C., Hicks, L., Szalma, S., al., e., Qi, Y., Suhail, Y., Lin, Y., Boeke, J., Bader, J., Ramanan, V., Shen, L., Moore, J., Saykin, A., Resnik, P., Schwabish, M., Struhl, K., Segrè, D., Deluna, A., Church, G., Kishony, R., Skafidas, E., Testa, R., Zantomio, D., Chana, G., Everall, I., Pantelis, C., Sullivan, P., Szappanos, B., Kovács, K., Szamecz, B., Honti, F., Costanzo, M., Baryshnikova, A., Gelius-Dietrich, G., Lercher, M., Jelasity, M., Myers, C., al., e., Szczurek, E., Gat-Viks, I., Tiuryn, J., Vingron, M., Takahashi, K., Ishikawa, N., Sadamoto, Y., Sasamoto, H., Ohta, S., Shiozawa, A., Miyoshi, F., Naito, Y., Nakayama, Y., Tomita, M., Tomita, M., Hashimoto, K., Takahashi, K., Shimizu, T., Matsuzaki, Y., Miyoshi, F., Saito, K., Tanida, S., Yugi, K., Venter, J., Hutchison, C., Tong, A., Boone, C., Ulitsky, I., Shlomi, T., Kupiec, M., Shamir, R., Waddington, C., Walpole, J., Papin, J., Peirce, S., Wang, K., Li, M., Hakonarson, H., Willsey, A., Sanders, S., Li, M., Dong, S., Tebbenkamp, A., Muhle, R., Reilly, S., Lin, L., Fertuzinhos, S., Miller, J., al., e., Zuk, O., Hechter, E., Sunyaev, S., Lander, E.: Translation of Genotype to Phenotype by a Hierarchy of Cell Subsystems. *Cell Systems* **2**(2), 77–88 (2 2016). <https://doi.org/10.1016/j.cels.2016.02.003>, <http://linkinghub.elsevier.com/retrieve/pii/S2405471216300333>