

Weighted flow diffusion for local graph clustering with node attributes: an algorithm and statistical guarantees

Shenghao Yang*

Kimion Fountoulakis*

Abstract

Local graph clustering methods aim to detect small clusters in very large graphs without the need to process the whole graph. They are fundamental and scalable tools for a wide range of tasks such as local community detection, node ranking and node embedding. While prior work on local graph clustering mainly focuses on graphs without node attributes, modern real-world graph datasets typically come with node attributes that provide valuable additional information. We present a simple local graph clustering algorithm for graphs with node attributes, based on the idea of diffusing mass locally in the graph while accounting for both structural and attribute proximities. Using high-dimensional concentration results, we provide statistical guarantees on the performance of the algorithm for the recovery of a target cluster with a single seed node. We give conditions under which a target cluster generated from a fairly general contextual random graph model, which includes both the stochastic block model and the planted cluster model as special cases, can be fully recovered with bounded false positives. Empirically, we validate all theoretical claims using synthetic data, and we show that incorporating node attributes leads to superior local clustering performances using real-world graph datasets.

1 Introduction

Given a graph G and a seed node in that graph, a local graph clustering algorithm finds a good small cluster that contains the seed node without looking at the whole graph [3, 25]. Because the graphs arising from modern applications are massive in size and yet are rich in small-scale local structures [18, 16], local graph clustering has become an important scalable tool for probing large-scale graph datasets with a wide range of applications in machine learning and data analytics [14, 13, 20].

Traditional local graph clustering algorithms primarily focus on the structural properties of a graph dataset, i.e. nodes and edges, and consequently the analyses of these algorithms are often concerned with the combinatorial properties of the output cluster. For example, in most previous studies one is interested in the conductance of a cluster and define a good cluster as one that has low conductance [25, 3, 22, 2, 4, 24, 28, 13, 19]. In this case, the objective of local graph clustering is thus detecting a low conductance cluster around the seed. With the increasing availability of multi-modal datasets, it is now very common for a graph dataset to contain additional sources of information such as node attributes, which may prove to be crucial for correctly identifying clusters with rather noisy edge connections. However, nearly all existing local graph clustering algorithms do not work with attributed graphs. Moreover, in the presence of node attributes, the objective and analysis of a local graph clustering algorithm should also adjust to take into account both sources of information (i.e. graph structure and attributes) as opposed to focus solely on the combinatorial notion of conductance.

*David R. Cheriton School of Computer Science, University of Waterloo, Waterloo, Canada.
Emails: shenghao.yang@uwaterloo.ca, kimon.fountoulakis@uwaterloo.ca

1.1 Our contributions

We propose a simple local graph clustering algorithm that simultaneously considers both graph structural and node attribute information. We analyze the performance of the proposed algorithm from a statistical perspective where we assume that the target cluster and the node attributes have been generated from a random data model. We provide conditions under which the algorithm is guaranteed to fully recover the target cluster with bounded false positives.

Our local graph clustering algorithm uses the recently proposed flow diffusion model on graphs [13, 8]. The original flow diffusion is proposed to solve the local graph clustering problem on unweighted graphs without node attributes. In this work we consider flow diffusion on weighted graphs where the edge weights are designed to reflect the proximity between node attributes. A distinct characteristic of the proposed algorithm is its simplicity and flexibility. On one hand, the algorithm has few hyperparameters and thus it does not require much tuning; while on the other hand, it allows flexible initialization of source mass and sink capacities, which enables us to obtain different types of recovery guarantees.

Our main contribution is the analyses of the algorithm for the recovery of a target cluster with a single seed node. We provide high probability guarantees on the performance of the algorithm under a certain type of contextual random graph model. The data model we consider is fairly general. On the structural side, it only concerns the connectivity of nodes within the target cluster and its adjacent nodes, and hence it encompasses the stochastic block model (SBM) and the planted cluster model as special cases; on the node attribute side, it allows an attribute be modelled by a sub-Gaussian random variable, and this includes Gaussian, uniform, Bernoulli, and any discrete or continuous random variables over a finite domain. Depending on a signal-to-noise ratio of the node attributes, we present two recovery results. Informally, if we have very good node attributes, then with overwhelming probability the algorithm fully recovers the target cluster with nearly zero false positives, irrespective of the interval connectivity of the target cluster (as long as it is connected); on the other hand, if we have good, but not too good, node attributes, then with overwhelming probability the algorithm fully recovers the target cluster, with the size of the false positives jointly controlled by both the combinatorial conductance of the target cluster and the signal-to-noise ratio of the node attributes.

Finally, we carry out experiments on synthetic data to verify all theoretical claims and on real-world data to demonstrate the advantage of incorporating node attributes.

1.2 Previous work

The local graph clustering problem is first introduced by [25] where the authors proposed a random-walk based algorithm with early termination. Later [3] studied the same problem using approximate personalized PageRank vectors. There is a long line of work on local graph clustering where the analysis of the algorithm concerns the conductance of the output cluster [3, 22, 25, 2, 4, 24, 28, 13, 19]. The first statistical analysis of local graph clustering is considered in [15] where the authors analyze the average-case performance of the ℓ_1 -regularized PageRank [12] over a random data model. None of these work studies local clustering in attributed graphs.

The idea to utilize both structural and node attribute information has been applied in the context of community detection, where the goal is to detect all clusters in a graph [30, 17, 31, 26]. These methods require processing the whole graph and hence are not suitable for local graph clustering.

Recently, contextual random graph models are been used in the literature for analyzing the performance of certain algorithms for attributed graphs. [10, 29, 7, 1] study algorithms for community detection in the contextual stochastic block model (CSBM). [5, 11, 6] analyze the separability of nodes in CSBM by functions that are representable by graph neural networks. The random model we consider in this work is more general and we are the first to consider statistical performance of a local graph clustering algorithm in contextual

random models.

2 Weighted flow diffusion and local graph clustering with node attributes

In this section, we start by providing an overview of flow diffusion on graphs, describing its physical interpretation as spreading mass in a graph along edges, and discussing some important algorithmic properties. Then, we present an algorithm that uses edge-weighted flow diffusion for local graph clustering with node attributes.

2.1 Notations and basic properties of flow diffusion

We consider undirected, weighted and connected graph $G = (A, W)$ which consists of n nodes and m edges, where $A \in \{0, 1\}^{n \times n}$ is the combinatorial adjacency matrix, i.e., $A_{ij} = 1$ if node i is adjacent to node j and 0 otherwise, $W \in \mathbb{R}^{m \times m}$ is a diagonal matrix of edge weights. We write $w_{ij} = W_{(i,j),(i,j)}$ as the weight of an edge (i, j) . If $W = I$ then G reduces to an unweighted graph. We denote $V = \{1, 2, \dots, n\}$ as the set of nodes and E as the set of edges, $i \sim j$ if $(i, j) \in E$. The combinatorial degree $\deg_G(i)$ of a node $i \in V$ is the number of edges incident to it. For a subset $C \subseteq V$, the volume of C is given by $\text{vol}_G(C) = \sum_{i \in C} \deg_G(i)$. We use subscripts to indicate the graph we are working with, and we omit them when the graph is clear from context. We denote $B \in \mathbb{R}^{m \times n}$ as the combinatorial signed incidence matrix under an arbitrary orientation of the graph, where the row that corresponds to the oriented edge (i, j) has two nonzero entries, with -1 at column i and 1 at column j . The support of a vector x is $\text{supp}(x) = \{i : x_i \neq 0\}$. We use standard notations $O_n, \Omega_n, \Theta_n, o_n, \omega_n$ for asymptotic behaviors of a function with respect to n , and we omit the subscript when it is clear.

Given a source vector $\Delta \in \mathbb{R}^n$ and a sink capacity vector $T \in \mathbb{R}^n$, a flow diffusion on G is formulated as the following optimization problem:

$$\min_f \frac{1}{2} f^T W f \quad \text{s.t. } \Delta + B^T W f \leq T, \quad (1)$$

where W is restricted to be the identity matrix in the original formulation [13]. The flow variables $f \in \mathbb{R}^m$ determine the amount of mass that moves between nodes i and j for every edge $(i, j) \in E$. More precisely, $w_{ij} f_{ij}$ specifies the amount of mass that travels along (i, j) . We abuse the notation and use $f_{ij} = -f_{ji}$ for an edge (i, j) , so $w_{ij} f_{ij}$ is the amount of mass that moves from node i to node j . In a flow diffusion, we assign Δ_i source mass to node i and enforce a constraint that node i can hold up to T_i mass. Because one may always scale Δ and T by the same constant, we assume without loss of generality that $T_i \geq 1$ for all i . If $T_i > \Delta_i$ at some node i , then we need to spread the source mass along edges in the graph to satisfy the capacity constraint. The vector $\Delta + B^T W f$ measures the final mass at each node if we spread the mass according to f . Therefore, the goal of the flow diffusion problem (1) is to find a feasible way to spread the mass while minimizing the cost of flow $f^T W f$. In this work we allow different edge weights as long as they are positive, i.e., W consists of positive diagonal entries. In the context of flow diffusion, edge weights define the efficiencies at which mass can spread over edges. To see this, simply note that $w_{ij} f_{ij}$ determines the amount of mass that moves along the edge (i, j) , and thus for fixed f_{ij} , the higher w_{ij} is the more mass we can move along (i, j) .

For local graph clustering, it is usually more convenient to consider the dual problem of (1):

$$\min_{x \geq 0} \frac{1}{2} x^T L x + x^T (T - \Delta) \quad (2)$$

Algorithm 1 Flow diffusion (algorithmic form)

Input: graph G , source Δ and sink T

1. Initialize $x_i = 0$ and $m_i = \Delta_i$ for all $i \in V$.
2. For $t = 1, 2, \dots$ do
 - (a) Pick $i \in \{j : m_j > T_j\}$ uniformly at random.
 - (b) Apply **push**(i).
3. Return x .

push(i):

Make the following updates:

1. $x_i \leftarrow x_i + (m_i - T_i)/w_i$ where $w_i = \sum_{j \sim i} w_{ij}$.
 2. $m_i \leftarrow T_i$.
 3. For each node $j \sim i$: $m_j \leftarrow m_j + (m_i - T_i)w_{ij}/w_i$.
-

where $L = B^T W B$ is the weighted Laplacian matrix of G . Throughout this work we use f^* and x^* to denote the optimal solutions of (1) and (2), respectively. The solution $x^* \in \mathbb{R}_+^n$ embeds the nodes on the nonnegative real line. In [13] the authors apply a sweep-cut rounding procedure for local graph clustering without node attributes, and they obtain a combinatorial guarantee in terms of the conductance of a cluster. In this work, with the presence of node attributes which may come from some unknown distributions, we take a natural statistical perspective and show how $\text{supp}(x^*)$ recovers a target cluster generated from a contextual random graph model.

In order to compute the solution to (2) one may extend the iterative coordinate method in [13] to work with weighted edges. We layout the algorithmic steps in Algorithm 1, where we describe each coordinate-wise gradient update (i.e., **push**(i)) using its combinatorial interpretation as spreading mass from a node to its neighbors. In Algorithm 1, m_i represents the current mass at node i . At every iteration, we pick a node i whose current mass m_i exceeds its capacity T_i , and we remove the excess amount $m_i - T_i$ by sending it to the neighbors. Algorithm 1 may be viewed as an equivalent algorithmic form of flow diffusion since the iterates converge to x^* [13]. An important property of Algorithm 1 is that it updates x_i only if $x_i^* > 0$, and it updates m_j only if $j \sim i$ for some i such that $x_i^* > 0$. This means that the algorithm will not explore the whole graph if x^* is sparse, which is usually the case in applications such local clustering and node ranking. We state this *local* property in Proposition 2.1 and provide a running time bound in Proposition 2.2. Both propositions can be proved by simply including edge weights in the original arguments from [13] and our assumption that $T_i \geq 1$ for all i .

Proposition 2.1 ([13]). *Let x^t for $t \geq 1$ be iterates generated by Algorithm 1, then $\text{supp}(x^t) \subseteq \text{supp}(x^*)$. Moreover, $|\text{supp}(x^*)| \leq \|\Delta\|_1$.*

Proposition 2.2 ([13]). *Assuming $|\text{supp}(x^*)| < n$, then after $\tau = O(\|\Delta\|_1 \frac{\alpha}{\beta} \log \frac{1}{\epsilon})$ iterations, where $\alpha = \max_{i \in \text{supp}(x^*)} w_i$ where $w_i = \sum_{j \sim i} w_{ij}$, and $\beta \geq \min_{(i,j) \in \text{supp}(Bx^*)} w_{ij}$, one has $\mathbb{E}[F(x^\tau)] - F(x^*) \leq \epsilon$, where F denotes the objective function of (2).*

Let \bar{d} denote the maximum degree of a node in $\text{supp}(x^*)$. Since each iteration of Algorithm 1 only touches a node $i \in \text{supp}(x^*)$ and its neighbors, Proposition 2.1 implies that the total number of nodes (except their neighbors j such that $x_j^* = 0$) that Algorithm 1 will ever look at is upper bounded by the total amount of source mass $\|\Delta\|_1$. Therefore, if the source mass is small and \bar{d} does not scale linearly with n , then Algorithm 1 would only explore locally in the graph, and the size of the subgraph which Algorithm 1 explores is controlled by $\|\Delta\|_1$. Proposition 2.2 implies that the total running time of Algorithm 1 for computing an ϵ -accurate solution is $O(\bar{d}\|\Delta\|_1 \frac{\alpha}{\beta} \log \frac{1}{\epsilon})$. Therefore, if $\bar{d}, \|\Delta\|_1, \frac{\alpha}{\beta}$ are all sublinear in n , then Algorithm 1 takes sublinear time.

Algorithm 2 Local graph clustering with node attributes

Input: unweighted graph $G = (A, I)$, node attributes X_i for all $i \in V$, seed node $s \in V$, hyperparameter $\gamma \geq 0$.

Output: a cluster $C \subseteq V$

1. Define weighted graph $G' = (A, W)$ whose edge weights are given by $w_{ij} = \exp(-\gamma\|X_i - X_j\|_2^2)$.
 2. Set source mass $\Delta_s > 0$ and $\Delta_i = 0$ for $i \neq s$, set sink capacity T_i .
 3. Run flow diffusion (Algorithm 1) with input G', Δ, T and obtain output x^τ .
 4. Return $\text{supp}(x^\tau)$
-

2.2 Local clustering with node attributes

In local graph clustering, we are given a seed node $s \in V$ and the goal is to identify a good cluster that contains the seed. Existing methods mostly focus on the setting where one only has access to the structural information, i.e. nodes and edges of a graph, and they do not take into account node attributes. However, it is reasonable to expect that informative node attributes should help improve the performance of a local clustering algorithm. For example, the original flow diffusion solves the local graph clustering problem by spreading source mass from the seed node to nearby nodes, and an output cluster is obtained based on where in the graph the mass diffuse to [13]. In this case, node attributes may be used to guide the spread of mass so that more mass are trapped inside the ground-truth target cluster, and consequently, improve the accuracy of the algorithm.

The idea to guide the diffusion by using node attributes can be easily realized by relating edge weights to node attributes, which we describe in the next. Given a graph $G = (A, W)$ with a set of node attributes $X_i \in \mathbb{R}^d$ for $i \in V$, and given a seed node s from an unknown target cluster K , the goal is to recover K . To do so, we construct a new graph $G' = (A, W')$ having the same structure but new edge weights $w'_{ij} = h(w_{ij}, X_i, X_j)$ where h is some function that should improve diffusion. For example, one may set $h(w_{ij}, X_i, X_j) = w_{ij}\rho(X_i, X_j)$ where $\rho(X_i, X_j)$ measures the proximity between X_i and X_j . This means that, for a flow diffusion in G' , if two adjacent nodes i and j have similar attributes, then it is easier to send a lot of mass along the edge (i, j) . In particular, when one removes the excess mass from a node i by sending it to the neighbors, the amount of mass that a neighbor j receives is proportional to w'_{ij} (cf. `push(i)`), and hence more mass will be sent to a neighbor whose attributes also bear close proximity. Therefore, if nodes within the target cluster K share similar attributes, then a flow diffusion in G' , which starts from a seed node $s \in K$, would force more mass to spread within K than a flow diffusion in the original graph G .

In this work, we focus on a particular choice of h given by $w'_{ij} = h(w_{ij}, X_i, X_j) = w_{ij} \exp(-\gamma\|X_i - X_j\|_2^2)$ where $\gamma \geq 0$ is a hyperparameter. For simplicity we will assume that $w_{ij} = 1$ for all $(i, j) \in E$. In this case, h is the Gaussian kernel of node attributes and has proved useful in many applications, e.g., spectral clustering. In the next section we provide rigorous statistical guarantees on the performance of local graph clustering with node attributes by using the optimal solution of weighted flow diffusion (2), where edge weights are defined by the Gaussian kernel for an appropriately chosen $\gamma > 0$. We summarize the local clustering procedure in Algorithm 2. As we show in the next section, suitable choices for T include $T_i = 1$ or $T_i = \deg_G(i)$ for all i , and one may correspondingly set $\Delta_s = \alpha \sum_{i \in K} T_i$ for $\alpha > 1$ where K is the target cluster.

3 Statistical guarantees under contextual random graph model

We assume that the node attributes and a target cluster are generated from the following random model.

Definition 3.1 (Contextual local random model). Given a set of nodes V , let $K \subseteq V$ be a target cluster with cardinality $|K| = k$. For every pair of nodes i and j , if $i, j \in K$ then we draw an edge (i, j) with

probability p ; if $i \in K$ and $j \notin K$ then we draw an edge (i, j) with probability q ; otherwise, we allow any (deterministic or random) model to draw an edge. The node attributes X_i for a node i are given as $X_i = \mu_i + Z_i$, where $\mu_i \in \mathbb{R}^d$ is a fixed signal vector and $Z_i \in \mathbb{R}^d$ is a random noise vector whose ℓ^{th} coordinate $Z_{i\ell}$ follows independent mean zero sub-Gaussian distribution with variance proxy σ_ℓ , i.e., for any $t \geq 0$ we have $\mathbb{P}(|Z_{i\ell}| \geq t) \leq 2 \exp(-\frac{t^2}{2\sigma_\ell^2})$. Though not necessary, to simplify the discussion we require $\mu_i = \mu_j$ for $i, j \in K$.

This random model is fairly general. For example, if the edges that connect nodes in $V \setminus K$ have been generated from the SBM, $\mu_i = \mu_j$ for every i, j that belong to the same block, and all Z_i 's follow the same isotropic Gaussian distribution, then we obtain the CSBM which has been extensively used in the analyses of algorithms for attributed graphs [10, 5, 29]. On the other hand, if the edges that connect nodes in $V \setminus K$ have been generated from the Erdős-Renyi model with probability q , $\mu_i = \mu_j$ for $i, j \in K$ and $\mu_i = 0$ for $i \notin K$, and all Z_i 's follow the same isotropic Gaussian distribution, then we obtain a natural coupling of the planted densest subgraph problem and the submatrix localization problem [9]. In terms of modelling the noise of node attributes, sub-Gaussian distributions include Gaussian, Bernoulli, and any other continuous or discrete distribution over finite domains. Therefore the random model allows different types of coordinate-wise noise (and different level of noise controlled by σ_ℓ) which could depend on the nature of the specific attribute. For example, the noise of a continuous attribute may be Gaussian or uniform, whereas the noise of a binary-encoded categorical attribute may be Bernoulli.

In order for node attributes to provide useful information, nodes inside K should have distinguishable attributes compared to nodes not in K . Denote

$$\hat{\mu} := \min_{i \in K, j \notin K} \|\mu_i - \mu_j\|_2, \quad \hat{\sigma} := \max_{1 \leq \ell \leq d} \sigma_\ell.$$

We make Assumption 3.2 which states that the relative signal $\hat{\mu}$ dominates the maximum coordinate-wise noise $\hat{\sigma}$, and that the sum of normalized noises does not grow faster than $\log n$. The later assumption is easily satisfied, e.g., when the dimension d of node attributes does not scale with the number of nodes n . In practice, when the set of available or measurable attributes are fixed a priori, one always has $d = O_n(1)$. This is particularly relevant in the context of local clustering where it is desirable to have sublinear algorithms, since if $d = \Omega(n)$ then even computing a single edge weight w_{ij} would take time at least linear in n .

Assumption 3.2. $\hat{\mu} = \omega(\hat{\sigma} \sqrt{\lambda \log n})$ for some $\lambda = \Omega_n(1)$; $\sum_{\ell=1}^d \sigma_\ell^2 / \hat{\sigma}^2 = O(\log n)$.

Before we move on to discuss how exactly node attributes help to recover K , we need to talk about the signal and noise from the graph structure. For a node $i \in K$, the expected number of neighbors in K is $p(k-1)$, and the expected number of neighbors not in K is $q(n-k)$. Since mass spread along edges, if there are too many edges connecting K to $V \setminus K$, it may become difficult to prevent a lot of mass from spreading out of K . The consequence of having too much mass which start in K to leak out of K is that $\text{supp}(x^*)$ may have little overlap with K , and consequently Algorithm 2 would have poor performance.

Fortunately, node attributes may be very helpful when the structural information is not strong enough, e.g., when $q(n-k) > p(k-1)$. As discussed earlier, informative node attributes should be able to guide the spread of mass in the graph. In a flow diffusion, where the mass get spread to from the source node depends on the edge weights. The higher weight an edge has, the easier to send mass along that edge. Therefore, in order to keep as much mass as possible inside the target cluster K , an ideal situation would be that edges inside K have significantly more weights than an edge that connects K to $V \setminus K$. It turns out that this is exactly the case when we have good node attributes. By applying concentration results on the sum of squares of sub-Gaussian random variables, Lemma 3.3 says that, with overwhelming probability, one obtains a desirable separation of edge weights as a consequence of node attributes having more signal than noise (i.e. when Assumption 3.2 holds).

Lemma 3.3. *Under Assumption 3.2, one may pick γ such that $\gamma\hat{\sigma}^2 = o(\log^{-1} n)$ and $\gamma\hat{\mu}^2 = \omega_n(\lambda)$. Consequently, with probability at least $1 - o_n(1)$, the edge weight $w_{ij} = \exp(-\gamma\|X_i - X_j\|_2^2)$ satisfies $w_{ij} \geq 1 - o_n(1)$ for all $i, j \in K$, and $w_{ij} \leq \exp(-\omega_n(\lambda))$ for all $i \in K, j \notin K$.*

Not surprisingly, Lemma 3.3 implies that the gap between edge weights is controlled by λ which, according to Assumption 3.2, measures how strong the attribute signal is. If λ is sufficiently large, then naturally one would expect an algorithm that uses the node attributes to nearly perfectly recover K , irrespective of how noisy the graph is. Otherwise, the performance to recover K would depend on a combination of both structural and attribute information. In what follows we present two recovery results which precisely correspond to these two scenarios. In all probability bounds, we keep explicit dependence on the cluster size k because, for local graph clustering, k may be a large constant and does not necessarily scale with n .

Theorem 3.4 (Recovery with very good node attributes). *Under Assumption 3.2, for any γ satisfying $\gamma\hat{\sigma}^2 = o(\log^{-1} n)$ and $\gamma\hat{\mu}^2 = \omega_n(\lambda)$, with source mass $\Delta_s = (1 + \beta) \sum_{i \in K} T_i$ for any $\beta > 0$, we have that for large enough n ,*

1. *if K is connected and $\lambda = \Omega_n(\log k + \log(q(n-k)) + \log(1/\beta))$, then with probability at least $1 - o_n(1) - k^{-1/3}$, for every seed node $s \in K$ we have $K \subseteq \text{supp}(x^*)$ and $\sum_{i \in \text{supp}(x^*) \setminus K} T_i \leq \beta \sum_{i \in K} T_i$;*
2. *if $p \geq \frac{(4+\epsilon) \log k}{\delta^2} \frac{1}{k-1}$ for some $0 < \delta < 1$ and $\epsilon > 0$, and $\lambda = \Omega_n(\log k + \log(\frac{q(n-k)}{p(k-1)}) + \log(1/\beta) + \log(1-\delta))$, then with probability at least $1 - o_n(1) - k^{-1/3} - ek^{-\epsilon/2}$, for every seed node $s \in K$ we have $K \subseteq \text{supp}(x^*)$ and $\sum_{i \in \text{supp}(x^*) \setminus K} T_i \leq \beta \sum_{i \in K} T_i$.*

In particular, we obtain the following bounds on false positives: if $T_i = 1$ for all $i \in V$ then

$$|\text{supp}(x^*) \setminus K| \leq \beta |K|;$$

if $T_i = \deg_G(i)$ for all $i \in V$ then

$$\text{vol}_G(\text{supp}(x^*) \setminus K) \leq \beta \text{vol}_G(K).$$

Some discussions are in order. The first part of Theorem 3.4 does not assume anything about the internal connectivity of K . It applies as long as K is connected, and this includes the extreme case when the induced subgraph on K is a tree but each node in K is also connected to many other nodes not in K . The second part of Theorem 3.4 requires a weaker condition on the strength of attribute signal $\hat{\mu}$. The additive term $\log(q(n-k))$ from part 1 is weakened to $\log(\frac{q(n-k)}{p(k-1)})$ due to the improved connectivity of K , under the additional assumption that $p \geq \Omega(\log k/k)$. We consider two specific choices of T . The first choice gives the exact bound on the number of false positives, and the second choice bounds the size of false positives in terms of volume [15]. Note that even in the case where the node attributes alone provide sufficient signal, the graph structure still plays a very important role as it allows the possibility that an algorithm would return a good output without having to explore all data points. For example, during the execution of Algorithm 2, one only needs to query the attributes of a node whenever they are required for subsequent computations.

Let us introduce one more notion before presenting the recovery guarantee with good, but not too good, node attributes. Given the contextual random model described in Definition 3.1, consider a “population” graph $\bar{G} = (\bar{A}, \bar{W})$ where $\bar{A}_{ij} = 1$ for every pair i, j such that $i \neq j$, and the edge weight \bar{w}_{ij} satisfies $\bar{w}_{ij} = p \exp(-\gamma\|\mathbb{E}[X_i] - \mathbb{E}[X_j]\|_2^2) = p$ if $i, j \in K$, $\bar{w}_{ij} = q \exp(-\gamma\|\mathbb{E}[X_i] - \mathbb{E}[X_j]\|_2^2) \leq qe^{-\gamma\hat{\mu}^2}$ if $i \in K, j \notin K$. A frequently used measure of cluster quality is conductance which quantifies the ratio between external and internal connectivity. For a set of nodes C in \bar{G} , its conductance is defined as $\sum_{i \in C, j \notin C} \bar{w}_{ij} / \sum_{i \in C} \sum_{j \sim i} \bar{w}_{ij}$. For $0 \leq c \leq 1$ denote

$$\eta(c) := \frac{p(k-1)}{p(k-1) + q(n-k)e^{-c\gamma\hat{\mu}^2}}.$$

One may easily verify that the conductance of K in \bar{G} is upper bounded by $1 - \eta(1)$. Therefore, the higher $\eta(1)$ is the lower conductance K may have in \bar{G} . On the other hand, in the absence of node attributes,

or if all nodes share identical attributes, then the conductance of K in \bar{G} is exactly $1 - \eta(0)$. Note that $1 - \eta(c) \geq 1 - \eta(0)$ for any $c \geq 0$. Intuitively, a low conductance cluster is better connected internally than externally, and thus it should be easier to detect. Therefore, the advantage of having node attributes is that they help reduce the conductance of the target cluster, making it easier to recover from the population graph. While in practice one never works with the population graph, our next theorem indicates that, with overwhelming probability, the recoverability of K in the population graph transfers to an realization of the random model in Definition 3.1. More specifically, Theorem 3.5 says that when the node attributes are good, i.e. Assumption 3.2 holds, but not too good, i.e. conditions required in Theorem 3.4 may not hold, then Algorithm 2 still fully recovers K as long as there is sufficient internal connection. Moreover, the relative size of false positives (compared to the size of K) is upper bounded by $O(1/\eta(c)^2) - 1$ for any $c < 1$ and large enough n . Denote

$$m(\delta_1, \delta_2) = \frac{(1 + 3\delta_1 + \frac{1}{p(k-1)})^2}{(1 - \delta_1)(1 - \delta_2)}, \quad T_{\max} = \max_{i \in K} T_i.$$

Theorem 3.5 (Recovery with good node attributes). *Under Assumption 3.2, if $p \geq \max(\frac{(3+\epsilon_1)}{\delta_1^2} \frac{\log k}{k-1}, \frac{(2+\epsilon_2)}{\delta_2 \sqrt{1-\delta_1}} \frac{\sqrt{\log k}}{\sqrt{k-1}})$ where $0 < \delta_1, \delta_2 \leq 1$ and $\epsilon_1, \epsilon_2 > 0$, then with probability at least $1 - o_n(1) - 4k^{-\epsilon_1/3} - k^{-2\epsilon_2}$, for every seed node $s \in K$ with source mass*

$$\Delta_s = c_1 T_{\max} \frac{m(\delta_1, \delta_2)k}{\eta(c_2)^2}$$

for any constants $c_1 > 1$ and $c_2 < 1$, it holds that for all large enough n , $K \subseteq \text{supp}(x^)$. Moreover, if $T_i = 1$ for all $i \in V$ then*

$$|\text{supp}(x^*) \setminus K| \leq \left(\frac{c_1 m(\delta_1, \delta_2)}{\eta(c_2)^2} - 1 \right) |K|;$$

if $T_i = \deg_G(i)$ for all $i \in V$

$$\text{vol}_G(\text{supp}(x^*) \setminus K) \leq \left(\frac{c_1 m(\delta_1, \delta_2)}{\eta(c_2)^2} \frac{(1 + \delta_1)}{(1 - \delta_1)} - 1 \right) \text{vol}_G(K).$$

In the special case where there is no node attribute, we may simply take $\hat{\mu} = 0$ and Theorem 3.5 still holds. For this specific setting we obtain a nearly identical recovery guarantee (i.e. same assumption and same result) that has been previously obtained for local graph clustering using PageRank vectors without node attributes [15], where the relative size of false positives is $O(1/\eta(0)^2 - 1)$. This comparison quantifies the advantage of having good node attributes as they reduce the bound to $O(1/\eta(c)^2 - 1)$ for any $c < 1$, which can be substantially smaller. Note that the expression $1/\eta(c)^2$ is jointly controlled by the combinatorial conductance of K and the attribute signal $\hat{\mu}$.

4 Experiments

We evaluate the performance of Algorithm 2 for local graph clustering with node attributes. First, we investigate empirically our theoretical results over synthetic data generated from a specification of the random model described in Definition 3.1. We use the synthetic experiments to demonstrate (i) the distinction between having weak and strong graph structural information, and (ii) the distinction between having very good and moderately good node attributes. In addition, the synthetic experiments indicates the necessity of Assumption 3.2 in order for Algorithm 2 to have notable performance improvement against method that does not use node attributes. Second, we carry out experiments using real-world data. We show that incorporating node attributes improves the F1 scores by an average of 4.3% over 20 clusters from two academic co-authorship networks.

4.1 Simulated data and results

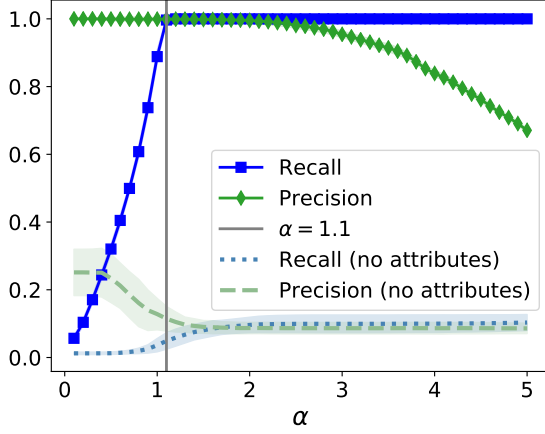
The generative model. We generate random graphs using the stochastic block model with block size $k = 500$ and the total number of clusters $r = 20$. The total number of nodes is $n = kr = 10,000$. Two nodes within the same cluster are connected with probability p , and two nodes from different clusters are connected with probability q . We fix $q = 0.002$ and vary p to control the strength of the structural signal. We randomly pick one of the clusters as the target cluster K . The dimension of the node attributes is set to $d = 100$. For node attributes $X_i = \mu_i + Z_i$, we sample Z_i from Gaussian distribution with mean 0 and identity covariance. Therefore $\sigma_\ell = 1$ for all $\ell = 1, 2, \dots, d$, and hence $\hat{\sigma} = 1$. We set $\mu_{i\ell} = a\hat{\sigma}\sqrt{\log n}/2\sqrt{d}$ for all ℓ if $i \in K$, and $\mu_{i\ell} = -a\hat{\sigma}\sqrt{\log n}/2\sqrt{d}$ for all ℓ if $i \notin K$. In this way, we get that $\hat{\mu} = \max_{i \in K, j \notin K} \|\mu_i - \mu_j\|_2 = a\hat{\sigma}\sqrt{\log n}$. We vary a to control the strength of node attribute signal.

Setup and evaluation metric. We set the sink capacity $T_i = 1$ for all i . We set the source mass $\Delta_s = \alpha k$ and we allow α to vary. We set $\gamma = (\log^{-3/2} n)/4\hat{\sigma}^2$ so that $\gamma\hat{\sigma}^2 = o(\log^{-1} n)$ as required by Theorem 3.4 and Theorem 3.5. To measure the quality of an output cluster $C := \text{supp}(x^\tau)$, we use precision and recall which are defined as $|C \cap K|/|C|$ and $|C \cap K|/|K|$, respectively. The F1 score is the harmonic mean of precision and recall given by $2/(\text{Precision}^{-1} + \text{Recall}^{-1})$. For comparison we also consider the performance of unweighted flow diffusion which does not use node attributes. There are other methods for local graph clustering without node attributes, such as the ℓ_1 -regularized PageRank [3, 15]. We did not consider other methods because the unweighted flow diffusion is shown to achieve state-of-the-art performance [13]. Moreover, the comparison between weighted and unweighted flow diffusions, which either use or does not use node attributes, allows us to obtain a fair estimate on the benefits of node attributes.

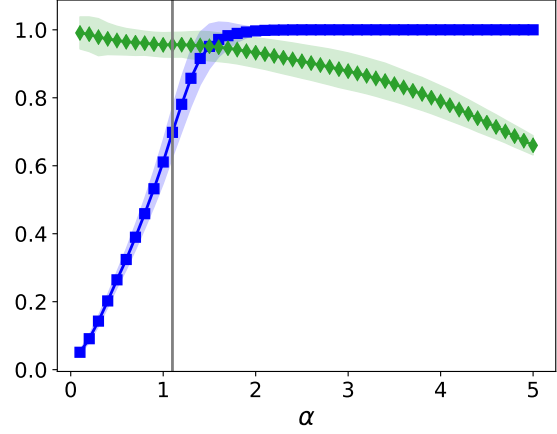
Results. Figure 1 shows detailed views of the performance of Algorithm 2 as we vary α between $[0.1, 5]$ with 0.1 increments. It is used to demonstrate the two claims of Theorem 3.4. In Figure 1a, we set $p = 0.01 < \log k/k$, so the target cluster K is very sparse. On average, each node $i \in K$ only has 5 neighbors inside K while it has 19 neighbors outside of K . This means that the graph structural information alone is not very helpful for recovering K . On the other hand, we set $a = 3\sqrt{\log n}$ so $\hat{\mu} = 3\hat{\sigma} \log n$. This means that the node attributes contain very strong signal. In this case, observe that as soon as α becomes strictly larger than 1, the output cluster C fully recovers K , i.e. Recall = 1. This demonstrates the first claim of Theorem 3.4. As a comparison, the unweighted flow diffusion which does not use node attributes has very poor performance for every choice of α . This is expected because edge connectivity reveals very little clustering information. In Figure 1b, we keep the same graph structure but slightly weaken the node attributes to $\hat{\mu} = \frac{5}{2}\hat{\sigma} \log n$ by reducing a . This stops the output cluster C from fully recovering K for small α larger than 1. The algorithm still has a good performance if one chooses α properly. This scenario is covered by Theorem 3.5 and we will discuss more about it later. In Figure 1c, we keep the same node attributes as in Figure 1b but increase p from 0.01 to 0.03 which is slightly larger than $2 \log k/k$. In this case, the output cluster C again fully recovers K as soon as α is strictly larger than 1. The distinction between Figure 1b and Figure 1c means that the required threshold for $\hat{\mu}$ to fully recover K at any $\alpha > 1$ decreases as p increases. This demonstrates the second claim of Theorem 3.4.

In Figure 2 we consider a more realistic setting where one may not know the size of the target cluster K and the node attributes may be noisy. We keep the same graph connectivity (i.e. $p = 0.03$ and $q = 0.002$) and vary a between $[0, 8]$ with 0.5 increments. Recall that the node attributes are set in a way such that $\hat{\mu} = a\hat{\sigma}\sqrt{\log n}$, therefore the strength of node attributes increases as a increases. For each choice of a , given a seed node s , we run Algorithm 2 multiple times with source mass αk for $\alpha \in \{1.1, 1.6, \dots, 10.1\}$. This gives multiple output clusters, one from each choice of α . We consider two cases for selecting a final cluster. The first case is a best-case scenario where we pick the cluster that achieves the best F1 score, the second case is a more realistic case where we pick the cluster that has the minimum conductance.¹ Figure 2 illustrates the performance of Algorithm 2 in these two cases. The x -axis of Figure 2 is the value of a where $\hat{\mu} = a\hat{\sigma}\sqrt{\log n}$. Overall, the performance improves as $\hat{\mu}$ increases. When the node attributes are reasonably strong, e.g.

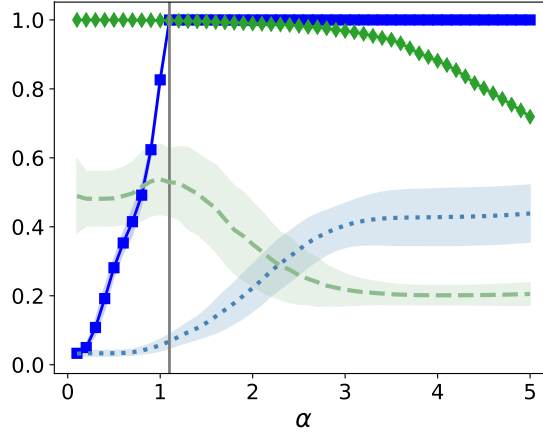
¹Given edge weights w_{ij} and a cluster C , we consider weighted conductance which is the ratio $\sum_{i \in C, j \notin C} w_{ij} / \sum_{i \in C} \sum_{j \sim i} w_{ij}$.



(a) $p = 0.01, q = 0.002, \hat{\mu} = 3\hat{\sigma} \log n$



(b) $p = 0.01, q = 0.002, \hat{\mu} = \frac{5}{2}\hat{\sigma} \log n$



(c) $p = 0.03, q = 0.002, \hat{\mu} = \frac{5}{2}\hat{\sigma} \log n$

Figure 1: Demonstration of Theorem 3.4. The lines show average performance over 100 trials. In each trial we randomly pick a seed node s from the target cluster K . The error bars show standard deviation. Figure 1a and Figure 1c show full recovery of K as soon as $\alpha > 1$ (i.e. as soon as $\beta > 0$, see first part of Theorem 3.4). The distinction between Figure 1b and Figure 1c demonstrate that the required threshold for $\hat{\mu}$ depends on p (cf. second part of Theorem 3.4). With very good node attributes, the performance of flow diffusion that uses node attributes is significantly better than the performance of flow diffusion that does not use node attributes.

$a \geq 4$, the scenario where we select a cluster based on minimum conductance matches with the best-case performance. Note that, the higher $\hat{\mu}$ is, the lower $\eta(c)$ is for any $0 < c \leq 1$, and according to Theorem 3.5, there should be less false positives and hence a higher F1 score. This is exactly what Figure 2 shows. In Figure 2 we also plot the best-case performance of unweighted flow diffusion without node attributes. When the node attributes are very noisy, and in particular, when $\hat{\mu} \leq \hat{\sigma}\sqrt{\log n}$ where Assumption 3.2 clearly fails, we see that using node attributes can be harmful as it can lead to worse performance than not using node attributes at all. On the other hand, once the node attributes become strong enough, e.g., $a \geq 4$, using node attributes start to yield much better outcome.

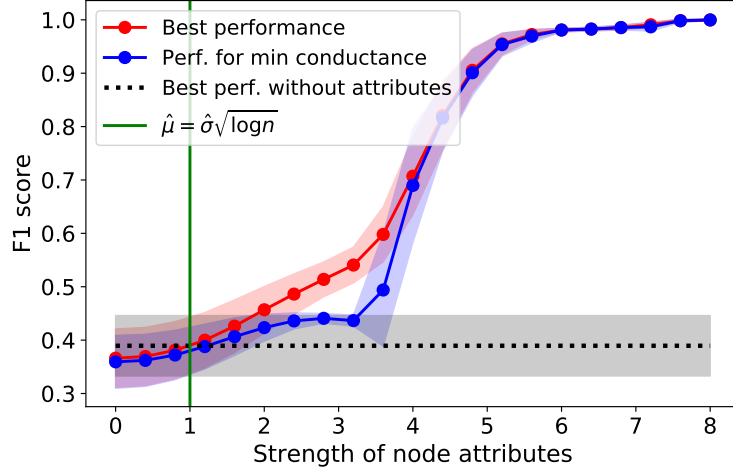


Figure 2: Performance of Algorithm 2 as $\hat{\mu}$ increases. $\hat{\mu}$ needs to be larger than $\hat{\sigma}\sqrt{\log n}$ in order for node attributes to be useful. The x -axis shows the value of a where $\hat{\mu} = a\hat{\sigma}\sqrt{\log n}$. We average over 100 trials, each trial uses a randomly selected seed node.

4.2 Real-world graphs and results

We evaluate the performance of Algorithm 2 on two co-authorship graphs based on the Microsoft Academic Graph from the KDD Cup 2016 challenge [23].² In these graphs, nodes are authors, and two nodes are connected by an edge if they have coauthored a paper. The clusters are defined according to the most active research field of each author. The node attributes represent paper keywords for each author’s papers. The first graph consists of 18,333 computer science researchers and 81,894 connections among them. Each computer science researcher belongs to one of the 15 ground-truth clusters. The second graph consists of 34,493 physics researchers and 247,962 connections among them. Each physics researcher belongs to one of the 5 ground-truth clusters. Details of node attributes and cluster sizes are found in Appendix D.

We consider two choices for the sink capacities T . The first is $T_i = \deg_G(i)$ for all i and the second is $T_i = 1$ for all i . For each cluster K in a graph, given a seed node $s \in K$, we run Algorithm 2 with source mass $\Delta_s = \alpha \sum_{i \in K} T_i$ for $\alpha \in \{1.5, 1.75, 2, \dots, 5\}$. We select the output cluster that has the minimum conductance and measure the recovery quality using the F1 score. For each of the 20 target clusters we run 100 trials and each trial uses a different seed node. We report the average F1 scores using the first choice for T in Table 1. Additional results using the second choice for T , along with more details on parameter choices, are found in Appendix D. In most cases, incorporating node attributes improves recovery accuracy. Over the total 20 clusters in the two co-authorship networks, using node attributes increases the F1 score by 4.3% on average.

5 Conclusion and future work

In this work we propose and analyze a simple algorithm for local graph clustering with node attributes. We provide conditions under which the algorithm is guaranteed to work well. We empirically demonstrate the advantage of incorporating node attributes over both synthetic and real-world datasets. To the best of our knowledge, this is the first local graph clustering algorithm for attributed graphs that also have provable guarantees. The current work is the first step towards building principled tools for local learning on graphs

²In Appendix D.1 we include additional experiments using Amazon co-purchase graph [21] and demonstrate the performance of Algorithm 2 when the node attributes are not strong enough. (F1 only increases by 1% on average.)

Table 1: F1 scores for local clustering in co-authorship networks

Network	Cluster	No attr.	Use attr.	Improv.
Computer Science	Bioinformatics	32.1	39.3	7.2
	Machine Learning	30.9	37.3	6.4
	Computer Vision	37.6	35.5	-2.1
	NLP	45.2	52.3	7.1
	Graphics	38.6	49.2	10.6
	Networks	44.1	47.0	2.9
	Security	29.9	35.7	5.8
	Databases	48.5	58.1	9.6
	Data Mining	27.5	28.8	1.3
	Game Theory	60.6	66.0	5.4
	HCI	70.0	77.6	7.6
	Information Theory	47.4	46.9	-0.5
	Medical Informatics	65.7	70.3	4.6
	Robotics	59.9	59.9	0.0
	Theoretical CS	66.3	70.7	4.4
Physics	Phys. Rev. A	69.4	70.9	1.5
	Phys. Rev. B	41.4	42.3	0.9
	Phys. Rev. C	79.3	82.1	2.8
	Phys. Rev. D	62.3	68.9	6.6
	Phys. Rev. E	49.5	53.7	4.2
AVERAGE		50.3	54.6	4.3

using both structural and attribute information without processing the whole graph. An interesting future direction is to incorporate node embedding and parameter learning into local diffusion, where the attributes and their relative importance may be optimized simultaneously alongside the local diffusion process.

References

- [1] E. Abbe, J. Fan, and K. Wang. An ℓ_p theory of pca and spectral clustering. *The Annals of Statistics*, 50(4):2359–2385, 2022.
- [2] Z. Allen-Zhu, L. Silvio, and S. M. Vahab. A local algorithm for finding well-connected clusters. In *Proceedings of the 30th International Conference on Machine Learning (ICML)*, pages 396–404, 2013.
- [3] R. Andersen, F. Chung, and K. Lang. Local graph partitioning using pagerank vectors. *Proceedings of the 47th Annual IEEE Symposium on Foundations of Computer Science (FOCS)*, pages 475–486, 2006.
- [4] R. Andersen, S. O. Gharan, Y. Peres, and L. Trevisan. Almost optimal local graph clustering using evolving sets. *Journal of the ACM*, 63(2), 2016.
- [5] A. Baranwal, K. Fountoulakis, and A. Jagannath. Graph convolution for semi-supervised classification: Improved linear separability and out-of-distribution generalization. In *Proceedings of the 38th International Conference on Machine Learning (ICML)*, volume 139, pages 684–693, 2021.
- [6] A. Baranwal, K. Fountoulakis, and A. Jagannath. Effects of graph convolutions in multi-layer networks. In *International Conference on Learning Representations (ICLR)*, 2023.
- [7] G. Braun, H. Tyagi, and C. Biernacki. An iterative clustering algorithm for the contextual stochastic block model with optimality guarantees. In *Proceedings of the 39th International Conference on Machine Learning (ICML)*, pages 2257–2291. PMLR, 2022.
- [8] L. Chen, R. Peng, and D. Wang. 2-norm flow diffusion in near-linear time. In *IEEE 62nd Annual Symposium on Foundations of Computer Science (FOCS)*, pages 540–549, 2022.
- [9] Yudong Chen and Jiaming Xu. Statistical-computational tradeoffs in planted problems and submatrix localization with a growing number of clusters and submatrices. *The Journal of Machine Learning Research*, 17(1):882–938, 2016.
- [10] Y. Deshpande, S. Sen, A. Montanari, and E. Mossel. Contextual stochastic block models. *Advances in Neural Information Processing Systems (NeurIPS)*, 31, 2018.
- [11] K. Fountoulakis, A. Levi, S. Yang, A. Baranwal, and A. Jagannath. Graph attention retrospective, 2022.
- [12] K. Fountoulakis, F. Roosta-Khorasani, J. Shun, X. Cheng, and M. W. Mahoney. Variational perspective on local graph clustering. *Mathematical Programming*, 174:553–573, 2017.
- [13] K. Fountoulakis, D. Wang, and S. Yang. p-norm flow diffusion for local graph clustering. *Proceedings of the 37th International Conference on Machine Learning (ICML)*, 2020.
- [14] D. F. Gleich. Pagerank beyond the web. *SIAM Review*, 57(3):321–363, 2015.
- [15] W. Ha, K. Fountoulakis, and M. W. Mahoney. Statistical guarantees for local graph clustering. *The Journal of Machine Learning Research*, 22(1):6538–6591, 2021.
- [16] L. G. S. Jeub, P. Balachandran, M. A. Porter, P. J. Mucha, and M. W. Mahoney. Think locally, act locally: Detection of small, medium-sized, and large communities in large networks. *Physical Review E*, 91:012821, 2015.
- [17] Caiyan Jia, Yafang Li, Matthew B Carson, Xiaoyang Wang, and Jian Yu. Node attribute-enhanced community detection in complex networks. *Scientific reports*, 7(1):1–15, 2017.
- [18] J. Leskovec, K.J. Lang, A. Dasgupta, and M.W. Mahoney. Community structure in large networks: Natural cluster sizes and the absence of large well-defined clusters. *Internet Mathematics*, 6(1):29–123, 2009.

- [19] M. Liu and D. F. Gleich. Strongly local p-norm-cut algorithms for semi-supervised learning and local graph clustering. In *Advances in Neural Information Processing Systems (NeurIPS)*, volume 33, pages 5023–5035, 2020.
- [20] P. Macgregor and H. Sun. Local algorithms for finding densely connected clusters. In *Proceedings of the 38th International Conference on Machine Learning (ICML)*, pages 7268–7278. PMLR, 2021.
- [21] J. McAuley, C. Targett, Q. Shi, and A. Van Den Hengel. Image-based recommendations on styles and substitutes. In *Proceedings of the 38th ACM SIGIR International Conference on Research and Development in Information Retrieval*, pages 43–52, 2015.
- [22] A. Reid and P. Yuval. Finding sparse cuts locally using evolving sets. In *Proceedings of the 41st ACM Symposium on Theory of Computing (STOC)*, pages 235–244, 2009.
- [23] O. Shchur, M. Mumme, A. Bojchevski, and S. Günnemann. Pitfalls of graph neural network evaluation. *Relational Representation Learning Workshop, NeurIPS 2018*, 2018.
- [24] P. Shi, K. He, D. Bindel, and J. Hopcroft. Local Lanczos spectral approximation for community detection. In *Proceedings of the European Conference on Machine Learning and Principles and Practice of Knowledge Discovery in Databases (ECML-PKDD)*, September 2017.
- [25] D. A. Spielman and S.-H. Teng. A local clustering algorithm for massive graphs and its application to nearly linear time graph partitioning. *SIAM Journal on computing*, 42(1):1–26, 2013.
- [26] Heli Sun, Fang He, Jianbin Huang, Yizhou Sun, Yang Li, Chenyu Wang, Liang He, Zhongbin Sun, and Xiaolin Jia. Network embedding for community detection in attributed networks. *ACM Transactions on Knowledge Discovery from Data (TKDD)*, 14(3):1–25, 2020.
- [27] R. Vershynin. *High-dimensional probability: An introduction with applications in data science*, volume 47. Cambridge university press, 2018.
- [28] D. Wang, K. Fountoulakis, M. Henzinger, M. W. Mahoney, and S. Rao. Capacity releasing diffusion for speed and locality. *Proceedings of the 34th International Conference on Machine Learning (ICML)*, 70:3607–2017, 2017.
- [29] B. Yan and P. Sarkar. Covariate regularized community detection in sparse graphs. *Journal of the American Statistical Association*, 116(534):734–745, 2021.
- [30] J. Yang, J. McAuley, and J. Leskovec. Community detection in networks with node attributes. In *IEEE 13th International Conference on Data Mining (ICDM)*, pages 1151–1156. IEEE, 2013.
- [31] Chen Zhe, Aixin Sun, and Xiaokui Xiao. Community detection on large complex attribute network. In *Proceedings of the 25th ACM SIGKDD international conference on knowledge discovery & data mining*, pages 2041–2049, 2019.

A Primal-dual solutions of flow diffusion

Recall that we denote f^* and x^* as the optimal solutions of the primal and dual flow diffusion problem (1) and (2), respectively. We derive two useful properties of x^* based on the primal-dual relationships between f^* and x^* . In Appendix B when we analyze the support of x^* , we will repeatedly use these properties to characterize the nodes covered by $\text{supp}(x^*)$. Note that

$$\begin{aligned}
& \min_f \frac{1}{2} f^T W f \quad \text{s.t. } \Delta + B^T W f \leq T \\
&= \min_f \max_{x \geq 0} \frac{1}{2} f^T W f + x^T (\Delta + B^T W f - T) \\
&= \max_{x \geq 0} \min_f \frac{1}{2} f^T W f + x^T (\Delta + B^T W f - T) \\
&= \max_{x \geq 0} -\frac{1}{2} x^T B^T W B x + x^T (\Delta - T),
\end{aligned}$$

therefore the optimal solutions f^* and x^* are related by $f^* = -Bx^*$. According to the physical interpretation of the flow variables f , this means that, in an optimal flow diffusion, the amount of mass that moves from node i to node j is precisely $w_{ij}(x_i^* - x_j^*)$ where w_{ij} is the weight for the edge (i, j) . Moreover, we have $x_i^* > 0$ only if $\Delta_i + [B^T W f^*]_i = T_i$. Recall that the quantity $\Delta_i + [B^T W f^*]_i$ represents the amount of mass at node i after spreading mass according to f^* , therefore, we get that $x_i^* > 0$ only if the final mass at node i equals exactly to its sink capacity T_i . In this case, we say that node i is *saturated*.

B Proofs

B.1 Proof of Lemma 3.3

We have that

$$\|X_i - X_j\|_2^2 = \begin{cases} \|Z_i - Z_j\|_2^2, & \text{if } i, j \in K, \\ \|Z_i - Z_j\|_2^2 + \|\mu_i - \mu_j\|_2^2 + (\mu_i - \mu_j)^T (Z_i - Z_j), & \text{if } i \in K, j \notin K. \end{cases} \quad (3)$$

Consider the random variable

$$\|Z_i - Z_j\|_2^2 - \mathbb{E}[\|Z_i - Z_j\|_2^2] = \sum_{\ell=1}^d \left((Z_{i\ell} - Z_{j\ell})^2 - \mathbb{E}[(Z_{i\ell} - Z_{j\ell})^2] \right).$$

Each term in the summation is sub-exponential and satisfies

$$\|(Z_{i\ell} - Z_{j\ell})^2 - \mathbb{E}[(Z_{i\ell} - Z_{j\ell})^2]\|_{\psi_1} \leq C \|(Z_{i\ell} - Z_{j\ell})^2\|_{\psi_1} = C \|Z_{i\ell} - Z_{j\ell}\|_{\psi_2}^2 \leq 2C \|Z_{i\ell}\|_{\psi_2}^2 \leq C' \sigma_\ell^2$$

for some absolute constants C, C' , where $\|\cdot\|_{\psi_1}$ and $\|\cdot\|_{\psi_2}$ denote the sub-exponential norm and the sub-Gaussian norm, respectively [27]. The first inequality follows from standard centering inequality for the sub-exponential norm (e.g. see Lemma 2.6.8 and Exercise 2.7.10 in [27]), and the second equality follows from Lemma 2.7.6 in [27]. Therefore, we may apply a Bernstein-type inequality for the sum of sub-exponential

random variables (e.g. see Theorem 2.8.1 in [27]) and get

$$\begin{aligned}
& \mathbb{P}\left(\left|\|Z_i - Z_j\|_2^2 - \mathbb{E}\|Z_i - Z_j\|_2^2\right| > t\right) \\
& \leq \exp\left(-\min\left(\frac{t^2}{c \sum_{\ell=1}^d \|(Z_{i\ell} - Z_{j\ell})^2 - \mathbb{E}[(Z_{i\ell} - Z_{j\ell})^2]\|_{\psi_1}^2}, \frac{t}{c' \max_{\ell} \|(Z_{i\ell} - Z_{j\ell})^2 - \mathbb{E}[(Z_{i\ell} - Z_{j\ell})^2]\|_{\psi_1}}\right)\right) \\
& = \exp\left(-\min\left(\frac{t^2}{c' \sum_{\ell=1}^d \sigma_{\ell}^4}, \frac{t}{c'' \hat{\sigma}^2}\right)\right)
\end{aligned}$$

for some absolute constants c, c' . Set $t = c'' \hat{\sigma}^2 \log n$ for a large enough constant c'' , use $\sum_{\ell=1}^d (\sigma_{\ell}/\hat{\sigma})^4 \leq \sum_{\ell=1}^d (\sigma_{\ell}/\hat{\sigma})^2 = O(\log n)$ which follows from Assumption 3.2, and take a union bound over all $i, j \in V$, we get that with probability at least $1 - o_n(1)$, for all $i, j \in V$ it holds that

$$\begin{aligned}
\|Z_i - Z_j\|_2^2 & \leq \mathbb{E}\|Z_i - Z_j\|_2^2 + O(\hat{\sigma}^2 \log n) \\
& \leq \tilde{c} \sum_{\ell=1}^d \|Z_{i\ell} - Z_{j\ell}\|_{\psi_2}^2 + O(\hat{\sigma}^2 \log n) \\
& \leq \tilde{c}' \sum_{\ell=1}^d \sigma_{\ell}^2 + O(\hat{\sigma}^2 \log n) \\
& = O(\hat{\sigma}^2 \log n),
\end{aligned} \tag{4}$$

where \tilde{c}, \tilde{c}' are absolute constants.

For $i \in K$ and $j \notin K$, the term $(\mu_i - \mu_j)^T(Z_i - Z_j) = \sum_{\ell=1}^d (\mu_{i\ell} - \mu_{j\ell})(Z_{i\ell} - Z_{j\ell})$ is a sum of independent and mean zero sub-Gaussian random variables. We may apply a general Hoeffding's inequality (see Lemma 2.6.3 in [27]) and get that

$$\mathbb{P}(|(\mu_i - \mu_j)^T(Z_i - Z_j)| \geq t) \leq 2 \exp\left(-\frac{ct^2}{\max_{\ell} \|Z_{i\ell} - Z_{j\ell}\|_{\psi_2}^2 \|\mu_i - \mu_j\|_2^2}\right) \leq 2 \exp\left(-\frac{c't^2}{\hat{\sigma}^2 \|\mu_i - \mu_j\|_2^2}\right),$$

and hence by setting $t = c'' \hat{\sigma} \sqrt{\log n} \|\mu_i - \mu_j\|_2$ for a large enough constant c'' we get that with probability at least $1 - o_n(1)$,

$$(\mu_i - \mu_j)^T(Z_i - Z_j) \geq -O(\hat{\sigma} \sqrt{\log n} \|\mu_i - \mu_j\|_2), \quad \forall i \in K, j \notin K. \tag{5}$$

Combining (3), (4), (5), and using $\|\mu_i - \mu_j\|_2 \geq \hat{\mu} = \omega(\hat{\sigma} \sqrt{\log n})$, we get that with probability at least $1 - o_n(1)$,

$$\begin{aligned}
\|X_i - X_j\|_2^2 & \leq O(\hat{\sigma}^2 \log n), \quad \forall i \in K, \forall j \in K, \\
\|X_i - X_j\|_2^2 & \geq \|\mu_i - \mu_j\|_2^2 - O(\hat{\sigma} \sqrt{\log n} \|\mu_i - \mu_j\|_2) \\
& = \|\mu_i - \mu_j\|_2^2 (1 - o_n(1)) \geq \hat{\mu}^2 (1 - o_n(1)), \quad \forall i \in K, \forall j \notin K.
\end{aligned}$$

By Assumption 3.2, we may pick γ that satisfies $\gamma \hat{\sigma}^2 = o(\log^{-1} n)$ and $\gamma \hat{\mu}^2 = \omega_n(\lambda)$, and for any such γ we have

$$\begin{aligned}
\exp(-\gamma \|X_i - X_j\|_2^2) & \geq \exp(-o_n(1)), \quad \forall i \in K, \forall j \in K, \\
\exp(-\gamma \|X_i - X_j\|_2^2) & \leq \exp(-\gamma \hat{\mu}^2 (1 - o_n(1))), \quad \forall i \in K, \forall j \notin K,
\end{aligned}$$

as required.

B.2 Proof of Theorem 3.4

We start with part 1 of the theorem. Without loss of generality let us assume that the node indices are such that $K = \{1, 2, \dots, k\}$ and that $x_1^* \geq x_2^* \geq \dots \geq x_k^*$. In order to show that $K \subseteq \text{supp}(x^*)$, it suffices to show that $x_k^* > 0$. Assume for the sake of contradiction that $x_k^* = 0$. Note that since the initial mass is $(1 + \beta) \sum_{i \in K} T_i$, in an optimal flow routing, the amount of mass that flows over an edge cannot be greater than $(1 + \beta) \sum_{i \in K} T_i$. This means that $w_{ij}|x_i^* - x_j^*| \leq (1 + \beta) \sum_{i' \in K} T_{i'}$ for all $i, j \in V$ (recall the basic properties of x^* provided in Section A). Therefore we have that

$$x_1^* \leq \sum_{i=1}^{k-1} \frac{(1 + \beta) \sum_{i' \in K} T_{i'}}{w_{i(i+1)}} + x_k^* = \sum_{i=1}^{k-1} \frac{(1 + \beta) \sum_{i' \in K} T_{i'}}{w_{i(i+1)}}.$$

It then follows from Lemma 3.3 that with probability at least $1 - o_n(1)$,

$$x_1^* \leq (1 + \beta)k(1 + o_n(1)) \sum_{i \in K} T_i.$$

On the other hand, the total amount of mass that leaves K is

$$\sum_{i=1}^k \sum_{\substack{j \geq k+1 \\ j \sim i}} w_{ij}(x_i^* - x_j^*) \leq \sum_{i=1}^k x_i^* \sum_{\substack{j \geq k+1 \\ j \sim i}} w_{ij} \leq x_1^* \sum_{(i,j) \in \text{cut}_G(K)} w_{ij}.$$

Apply Lemma 3.3, Lemma C.2 and pick $\epsilon = \delta = 1$ there, and use the above bound on x_1^* , we get that, with probability at least $1 - o_n(1) - k^{-1/3}$,

$$\sum_{i=1}^k \sum_{\substack{j \geq k+1 \\ j \sim i}} w_{ij}(x_i^* - x_j^*) \leq (1 + \beta)k^2(1 + o_n(1))(2q(n - k) + 4 \log k/k) \exp(-\gamma \hat{\mu}^2(1 - o_n(1))) \sum_{i \in K} T_i.$$

Since we started with $(1 + \beta) \sum_{i \in K} T_i$ initial mass inside K , nodes in K can settle at most $\sum_{i \in K} T_i$ units of mass, we know that at least $\beta \sum_{i \in K} T_i$ amount of mass must leave K . In what follows we show that this cannot be the case for appropriately chosen γ , and hence arriving at the desired contradiction. Since $\hat{\mu} = \omega(\hat{\sigma} \sqrt{\log n(1 + \lambda)})$, we may pick γ such that $\gamma \hat{\sigma}^2 = o(\log^{-1} n)$ to satisfy the assumption required for Lemma 3.3, and at the same time $\gamma \hat{\mu}^2 = \omega(1 + \lambda)$. Since $\lambda = \Omega(\log k + \log(q(n - k)) + \log(1/\beta))$, we know that for any terms $a_n = o_n(1)$ and $b_n = o_n(1)$ and for sufficiently large n ,

$$\gamma \hat{\mu}^2(1 - a_n) > 2 \log k + \log(2q(n - k) + 4 \log k/k) + \log(1/\beta + 1) + \log(1 + b_n),$$

which implies that, for sufficiently large n ,

$$(1 + \beta)k^2(1 + o_n(1))(2q(n - k) + 4 \log k/k) \exp(-\gamma \hat{\mu}^2(1 - o_n(1))) < \beta,$$

and hence

$$\sum_{i=1}^k \sum_{\substack{j \geq k+1 \\ j \sim i}} w_{ij}(x_i^* - x_j^*) < \beta \sum_{i \in K} T_i,$$

which is the desired contradiction. Therefore we must have that $x_k^* > 0$ and consequently $K \subseteq \text{supp}(x^*)$. Now, since $x_i^* > 0$ for all $i \in K$, this means that nodes inside K settles exactly $\sum_{i \in K} T_i$ units mass, and hence exactly $\beta \sum_{i \in K} T_i$ mass leaves K . Because $x_i^* > 0$ only if node j is saturated with T_i unit mass, we get that $\sum_{i \in \text{supp}(x_i^*) \setminus K} T_i \leq \beta \sum_{i \in K} T_i$.

Part 2 of the theorem is prove by following the same reasoning. Assume for the sake of contradiction that $x_k^* = 0$. Since $p \geq \frac{(4+\epsilon) \log k}{\delta^2 k-1}$, we apply Lemma C.1 and get that with probability at least $1 - ek^{-\epsilon/2}$,

$\text{cut}_K(C) \geq (1 - \delta)p(k - 1)$ for every $C \subseteq K$ such that $1 \leq |C| \leq k - 1$. We will assume that this event holds. Moreover, for any $1 \leq i \leq k - 1$, the total amount of mass that moves from $\{1, 2, \dots, i\}$ to $\{i + 1, i + 2, \dots, k\}$ cannot be greater than $(1 + \beta) \sum_{i \in K} T_i$. Since there are at least $(1 - \delta)p(k - 1)$ edges between $\{1, 2, \dots, i\}$ and $\{i + 1, i + 2, \dots, k\}$, we must have that

$$x_i^* - x_{i+1}^* \leq \frac{(1 + \beta) \sum_{i' \in K} T_{i'}}{(1 - \delta)p(k - 1) \min_{j, j' \in K, j \sim j'} w_{jj'}}, \forall i = 1, 2, \dots, k - 1,$$

because, otherwise, there would be more than $(1 + \beta) \sum_{i \in K} T_i$ mass that moves from $\{1, 2, \dots, i\}$ to $\{i + 1, i + 2, \dots, k\}$. Apply Lemma 3.3 we have that, with probability at least $1 - o_n(1) - ek^{-\epsilon/2}$,

$$x_1^* \leq \sum_{i=1}^{k-1} \frac{(1 + \beta) \sum_{i' \in K} T_{i'}}{(1 - \delta)p(k - 1) \min_{j, j' \in K, j \sim j'} w_{jj'}} \leq \frac{(1 + \beta)k(1 + o_n(1)) \sum_{i' \in K} T_{i'}}{(1 - \delta)p(k - 1)}.$$

The rest of the proof proceeds as the proof of part 1.

B.3 Proof of Theorem 3.5

To see that $K \subseteq \text{supp}(x^*)$, let us assume for the sake of contradiction that $x_i^* = 0$ for some $i \in K$. This means that node i receives at most $T_i \leq T_{\max}$ mass, because otherwise we would have $x_i^* > 0$. We also know that $i \neq s$ because $T_{\max} < \Delta_s$. Denote $F := \{j \in K : j \sim s\}$. We will consider two cases depending on if $i \in F$ or not. If $i \in F$, then we must have that, with probability at least $1 - o_n(1)$,

$$w_{is}(x_s^* - x_i^*) \leq T_{\max} \iff x_s^* \leq T_{\max}/w_{is} + x_i^* = T_{\max}(1 + a_n)$$

for some $a_n = o_n(1)$, where the last equality follows Lemma 3.3. Moreover, since $c_2 < 1$ we have that

$$\frac{p(k - 1)}{\eta(c_2)} = p(k - 1) + q(n - k)e^{-c_2\gamma\hat{\mu}^2} > p(k - 1) + q(n - k)e^{-\gamma\hat{\mu}^2(1 - b_n)} \quad (6)$$

for any $b_n = o_n(1)$ and for all sufficiently large n . Therefore, with probability at least $1 - o_n(1) - 4k^{-\epsilon_1/3}$ and for all sufficiently large n , the total amount of mass that is sent out from node s is

$$\begin{aligned} \sum_{\ell \sim s} w_{is}(x_s^* - x_\ell^*) &= \sum_{\substack{\ell \sim s \\ \ell \in K}} w_{is}(x_s^* - x_\ell^*) + \sum_{\substack{\ell \sim s \\ \ell \notin K}} w_{is}(x_s^* - x_\ell^*) \\ &\stackrel{(i)}{\leq} \sum_{\substack{\ell \sim s \\ \ell \in K}} x_s^* + \sum_{\substack{\ell \sim s \\ \ell \notin K}} e^{-\gamma\hat{\mu}^2(1 - b_n)} x_s^* \quad \text{for some } b_n = o_n(1) \\ &\stackrel{(ii)}{\leq} (1 + \delta_1)p(k - 1)x_s^* + ((1 + \delta_1)q(n - k) + 2\delta_1p(k - 1))e^{-\gamma\hat{\mu}^2(1 - b_n)} x_s^* \\ &\leq (1 + 3\delta_1) \left(p(k - 1) + q(n - k)e^{-\gamma\hat{\mu}^2(1 - b_n)} \right) x_s^* \\ &\stackrel{(iii)}{<} (1 + 3\delta_1) \frac{p(k - 1)}{\eta(c_2)} x_s^* \\ &\leq (1 + 3\delta_1) \frac{p(k - 1)}{\eta(c_2)} T_{\max}(1 + a_n) \\ &\stackrel{(iv)}{<} c_1(1 + 3\delta_1) \frac{p(k - 1)}{\eta(c_2)} T_{\max}, \end{aligned}$$

where (i) follows from Lemma 3.3 and $x^* \geq 0$, (ii) follows from Lemma C.3, (iii) follows from (6), (iv) follows from the assumption that $c_1 > 1$ and hence for all sufficiently large n we have $c_1 \geq (1 + a_n)$ where $a_n = o_n(1)$.

Since the initial mass equals the sum of T_s and the total amount of mass that is sent out from s , we get that the total amount of initial mass is

$$\Delta_s < c_1(1 + 3\delta_1) \frac{p(k-1)}{\eta(c_2)} T_{\max} + T_{\max} < c_1 T_{\max} \left(\frac{(1 + 3\delta_1)(1 + \frac{1}{k-1})k}{\eta(c_2)} \right) < c_1 T_{\max} \frac{m(\delta_1, \delta_2)k}{\eta(c_2)^2} = \Delta_s,$$

which is a contradiction. Therefore, we must have $i \notin F$.

Suppose now that $i \notin F$. Then we know that node i receives at most $T_i \leq T_{\max}$ mass from its neighbors. In particular, node i receives at most T_{\max} mass from nodes in F , that is, $\sum_{\substack{j \in F \\ j \sim i}} w_{ij} x_j^* \leq T_{\max}$. By Lemma C.4, we know that with probability at least $1 - 2k^{-\epsilon_1/3} - k^{-2\epsilon_2}$, node i has at least $(1 - \delta_1)(1 - \delta_2)p^2(k - 1)$ neighbors in F . Apply Lemma 3.3 we get that, with probability at least $1 - o_n(1) - 2k^{-\epsilon_1/3} - k^{-2\epsilon_2}$,

$$\begin{aligned} \sum_{\substack{j \in F \\ j \sim i}} w_{ij} x_j^* \leq T_i &\implies (1 - \delta_1)(1 - \delta_2)p^2(k - 1) \cdot \min_{\substack{j \in F \\ j \sim i}} x_j^* \leq T_{\max} \cdot \max_{\substack{j \in F \\ j \sim i}} \frac{1}{w_{ij}} \\ &\implies \min_{\substack{j \in F \\ j \sim i}} x_j^* \leq \frac{T_{\max}(1 + a_n)}{(1 - \delta_1)(1 - \delta_2)p^2(k - 1)} \\ &\implies \min_{j \in F} x_j^* \leq \frac{T_{\max}(1 + a_n)}{(1 - \delta_1)(1 - \delta_2)p^2(k - 1)} \end{aligned}$$

for some $a_n = o_n(1)$. Let $j \in F$ a node such that $x_j^* \leq x_\ell^*$ for all $\ell \in F$, then

$$x_j^* \leq \frac{T_{\max}(1 + a_n)}{(1 - \delta_1)(1 - \delta_2)p^2(k - 1)}. \quad (7)$$

By Lemma C.4, with probability at least $1 - 2k^{-\epsilon_1/3} - k^{-2\epsilon_2}$, node j has at least $(1 - \delta_1)(1 - \delta_2)p^2(k - 1) - 1$ neighbors in F . Since $x_j^* \leq x_\ell^*$ for all $\ell \in F$ and $x_j^* \leq x_s^*$, we know that

$$|\{\ell \in K : x_\ell^* \geq x_j^*\}| \geq (1 - \delta_1)(1 - \delta_2)p^2(k - 1) \quad (8)$$

Therefore, for all sufficiently large n , with probability at least $1 - o_n(1) - 4k^{-\epsilon_1/3} - k^{-2\epsilon_2}$, the maximum amount of mass that node j can send out is

$$\begin{aligned} \sum_{\ell \sim j} w_{j\ell} (x_j^* - x_\ell^*) &= \sum_{\substack{\ell \sim j \\ \ell \in K}} w_{j\ell} (x_j^* - x_\ell^*) + \sum_{\substack{\ell \sim j \\ \ell \notin K}} w_{j\ell} (x_j^* - x_\ell^*) \\ &\stackrel{(i)}{\leq} \sum_{\substack{\ell \sim j \\ \ell \in K}} w_{j\ell} (x_j^* - x_\ell^*) + \sum_{\substack{\ell \sim j \\ \ell \notin K}} e^{-\gamma \hat{\mu}^2(1-b_n)} (x_j^* - x_\ell^*) \quad \text{for some } b_n = o_n(1) \\ &\stackrel{(ii)}{\leq} \left((1 + \delta_1)p(k - 1) - (1 - \delta_1)(1 - \delta_2)p^2(k - 1) \right) x_j^* \\ &\quad + \left((1 + \delta_1)q(n - k) + 2\delta_1p(k - 1) \right) e^{-\gamma \hat{\mu}^2(1-b_n)} x_j^* \\ &\leq \left[(1 + 3\delta_1) \left(p(k - 1) + q(n - k)e^{-\gamma \hat{\mu}^2(1-b_n)} \right) - (1 - \delta_1)(1 - \delta_2)p^2(k - 1) \right] x_j^* \\ &\stackrel{(iii)}{\leq} \left[(1 + 3\delta_1) \frac{p(k - 1)}{\eta(c_2)} - (1 - \delta_1)(1 - \delta_2)p^2(k - 1) \right] x_j^* \\ &\stackrel{(iv)}{\leq} \left[(1 + 3\delta_1) \frac{p(k - 1)}{\eta(c_2)} - (1 - \delta_1)(1 - \delta_2)p^2(k - 1) \right] \frac{T_{\max}(1 + a_n)}{(1 - \delta_1)(1 - \delta_2)p^2(k - 1)} \\ &\leq T_{\max}(1 + a_n) \frac{(1 + 3\delta_1)}{(1 - \delta_1)(1 - \delta_2)} \frac{1}{p\eta(c_2)} - T_{\max}, \end{aligned}$$

where (i) follows from Lemma 3.3, (ii) follows from Lemma C.3 and (8), (iii) follows from (6) and (iv) follows from (7). Now, since node j settles at most $T_j \leq T_{\max}$ mass, the maximum amount of mass that node j receives is

$$T_{\max}(1 + a_n) \frac{(1 + 3\delta_1)}{(1 - \delta_1)(1 - \delta_2)} \frac{1}{p\eta(c_2)} - T_{\max} + T_{\max} = T_{\max}(1 + a_n) \frac{(1 + 3\delta_1)}{(1 - \delta_1)(1 - \delta_2)} \frac{1}{p\eta(c_2)}.$$

This means that

$$\begin{aligned} w_{js}(x_s^* - x_j^*) &\leq T_{\max}(1 + a_n) \frac{(1 + 3\delta_1)}{(1 - \delta_1)(1 - \delta_2)} \frac{1}{p\eta(c_2)} \\ \implies x_s^* &\leq \frac{T_{\max}(1 + a'_n)}{(1 - \delta_1)(1 - \delta_2)} \left(\frac{1}{p^2(k-1)} + \frac{(1 + 3\delta_1)}{p\eta(c_2)} \right) \end{aligned}$$

for some $a'_n = o_n(1)$, where we have applied Lemma 3.3 for w_{js} . Apply the same reasoning as before, we get that with probability at least $1 - o_n(1) - 4k^{-\epsilon_1/3} - k^{-2\epsilon_2}$ for all sufficiently large n , the total amount of mass that is sent out from node s is

$$\begin{aligned} \sum_{\ell \sim s} w_{is}(x_s^* - x_\ell^*) &< (1 + 3\delta_1) \frac{p(k-1)}{\eta(c_2)} x_s^* \\ &\leq \frac{T_{\max}(1 + a'_n)}{(1 - \delta_1)(1 - \delta_2)} \left(\frac{(1 + 3\delta_1)}{p\eta(c_2)} + \frac{(1 + 3\delta_1)^2(k-1)}{\eta(c_2)^2} \right) \\ &\leq c_1 T_{\max} \frac{(1 + 3\delta_1)}{(1 - \delta_1)(1 - \delta_2)} \frac{(1 + 3\delta_2 + \frac{1}{p(k-1)})}{\eta(c_2)^2} (k-1) \\ &\leq c_1 T_{\max} \frac{m(\delta_1, \delta_2)(k-1)}{\eta(c_2)^2}, \end{aligned}$$

but then this means that the total amount of initial mass is

$$\Delta_s < c_1 T_{\max} \frac{m(\delta_1, \delta_2)(k-1)}{\eta(c_2)^2} + T_{\max} < c_1 T_{\max} \frac{m(\delta_1, \delta_2)k}{\eta(c_2)^2} = \Delta_s$$

which is a contradiction. Therefore we must have $i \notin K$, but then this contradicts our assumption that $i \in K$. Since our choice of $i, s \in K$ were arbitrary, this means that $x_i^* > 0$ for all $i \in K$ and for all $s \in K$.

Finally, the upper bound on the false positives follows directly from the fact that $x_i^* > 0$ only if node i is saturated with exactly T_i mass. When $T_i = 1$ for all i the result follows directly from $\Delta_s = c_1 m(\delta_1, \delta_2)k/\eta(c_2)^2$. When $T_i = \deg(i)$ for all i , we may apply Lemma C.3 and get that

$$\Delta_s \leq \frac{c_1 m(\delta_1, \delta_2)}{\eta(c_2)^2} (1 + \delta_1)k(p(k-1) + q(n-k)) \leq \frac{c_1 m(\delta_1, \delta_2)}{\eta(c_2)^2} \frac{(1 + \delta_1)}{(1 - \delta_1)} \text{vol}(K)$$

from which the result follows.

C Technical lemmas

Lemma C.1 (Lower bound of internal cut). *For any $0 < \delta \leq 1$ and $\epsilon > 0$, if $p \geq \frac{(4+\epsilon) \log k}{\delta^2 k-1}$ and $k \geq 20$, then with probability at least $1 - ek^{-\epsilon/2}$ we have that $\text{cut}_K(C) \geq (1 - \delta)p(k-1)$ for all proper subsets $C \subset K$.*

Proof. Consider integers j such that $1 \leq j \leq k/2$. First fix some j and let $C \subset K$ be such that $|C| = j$. Note that $\text{cut}(C)$ is the sum of $j(k-j)$ independent Bernoulli random variables with expectation $\mathbb{E}(\text{cut}(C)) =$

$pj(k-j)$. Therefore we may apply the Chernoff bound and get

$$\mathbb{P}(\text{cut}_K(C) \leq (1-\delta)p(k-1)) \leq e^{-pj(k-j)} \left(\frac{ej(k-j)}{(1-\delta)(k-1)} \right)^{(1-\delta)p(k-1)}.$$

By a union bound over all subsets $C \subset K$ such that $|C| = j$ we get that

$$\begin{aligned} & \mathbb{P}(\text{cut}_K(C) \leq (1-\delta)p(k-1), \forall C \subset K \text{ s.t. } |C| = j) \\ & \leq \binom{k}{j} e^{-pj(k-j)} \left(\frac{ej(k-j)}{(1-\delta)(k-1)} \right)^{(1-\delta)p(k-1)} \\ & \leq \left(\frac{ek}{j} \right)^j \exp \left[-pj(k-j) + (1-\delta)p(k-1) + (1-\delta)p(k-1) \log \left(\frac{j(k-j)}{(1-\delta)(k-1)} \right) \right] \\ & = \exp \left[-pj(k-j) + (1-\delta)p(k-1) + (1-\delta)p(k-1) \log \left(\frac{j(k-j)}{(1-\delta)(k-1)} \right) + j + j \log \left(\frac{k}{j} \right) \right]. \quad (9) \end{aligned}$$

Now consider the exponent in (9),

$$f(j) = -pj(k-j) + (1-\delta)p(k-1) + (1-\delta)p(k-1) \log \left(\frac{j(k-j)}{(1-\delta)(k-1)} \right) + j + j \log \left(\frac{k}{j} \right),$$

we will show that $f(j) \leq -(1+\epsilon/2) \log k + 1$ for all $1 \leq j \leq k/2$ and $k \geq 20$. Let us first consider the interval $[1, 3k/8]$. The derivative of $f(j)$ with respect to j is

$$f'(j) = -p(k-2j) + (1-\delta)p(k-1) \frac{(k-2j)}{j(k-j)} + \log \left(\frac{k}{j} \right),$$

and we have that $f'(j) \leq 0$ for all $1 \leq j \leq 3k/8$. To see this, for $1 \leq j \leq k/2$ we have

$$\begin{aligned} \frac{(k-1)}{j(k-j)} \leq 1 & \iff \frac{(1-\delta)p(k-1)(k-2j)}{j(k-j)} \leq (1-\delta)p(k-2j) \\ & \iff -p(k-2j) + (1-\delta)p(k-1) \frac{(k-2j)}{j(k-j)} \leq -\delta p(k-2j), \end{aligned} \quad (10)$$

moreover, since $p \geq \frac{(4+\epsilon) \log k}{\delta^2 (k-1)}$, for $1 \leq j \leq 3k/8$ and $k \geq 2$ we have

$$-\delta p(k-2j) \leq -\frac{\delta pk}{4} \leq -\frac{(4+\epsilon)k}{4\delta(k-1)} \log k \leq -\log k \leq -\log(k/j), \quad (11)$$

and thus by combining (10) and (11) we get $f'(j) \leq -\delta p(k-2j) + \log(k/j) \leq 0$ for all $1 \leq j \leq 3k/8$. This implies that $f(j)$ achieves maximum at $j = 1$ over the interval $[1, 3k/8]$. Therefore, for all $1 \leq j \leq 3k/8$,

$$\begin{aligned} f(j) & \leq f(1) = -p(k-1) + (1-\delta)p(k-1) - (1-\delta)p(k-1) \log(1-\delta) + 1 + \log k \\ & = -p(k-1)(\delta + (1-\delta) \log(1-\delta)) + 1 + \log k \\ & \leq -p(k-1)\delta^2/2 + 1 + \log k \\ & \leq -(2+\epsilon/2) \log k + 1 + \log k \\ & = -(1+\epsilon/2) \log k + 1 \end{aligned}$$

where the second inequality follows from the numeric inequality $\delta + (1-\delta) \log(1-\delta) \geq \delta^2/2$ for $\delta \in (0, 1)$, and the third inequality follows from the assumption that $p \geq \frac{(4+\epsilon) \log k}{\delta^2 (k-1)}$.

Next, consider the value of $f(j)$ over the interval $[3k/8, k/2]$. We have that for $3k/8 \leq j \leq k/2$ and $k \geq 20$,

$$\begin{aligned}
f(j) &\leq -p \left(\frac{3k}{8} \right) \left(\frac{5k}{8} \right) + (1-\delta)p(k-1) \left(1 + \log \left(\frac{k^2/4}{(1-\delta)(k-1)} \right) \right) + \frac{k}{2} + \frac{3k}{8} \log \left(\frac{8}{3} \right) \\
&\leq -\frac{15}{64}pk^2 + p(k-1) \left(1 + (1-\delta) \log \left(\frac{k^2/4}{k-1} \right) \right) + \frac{22}{25}k \\
&\leq -pk \left(\frac{41}{256}k - 1 - \log \left(\frac{k^2/4}{k-1} \right) \right) - k \left(\frac{19}{256}pk - \frac{22}{25} \right) \\
&\leq -\frac{1}{2}pk \\
&\leq -(2 + \epsilon/2) \log k.
\end{aligned}$$

In the above, the first inequality follows from the fact that the term $j \log(k/j)$ is decreasing over the interval $[3k/8, k/2]$, the second inequality follows from the numeric inequality $(1-\delta) - (1-\delta) \log(1-\delta) \leq 1$ for $\delta \in (0, 1)$ which follows from the fact that $\log x \geq 1 - 1/x$ for $x > 0$, the forth inequality follows from $k \geq 20$.

Therefore, the exponent in (9) satisfies $f(j) \leq -(1 + \epsilon/2) \log k + 1$ for all $1 \leq j \leq k/2$ and $k \geq 20$. Finally, apply a union bound we get that

$$\begin{aligned}
&\mathbb{P}(\text{cut}_K(C) \leq (1-\delta)p(k-1), \forall C \subset K \text{ s.t. } 1 \leq |C| \leq k-1) \\
&= \sum_{j=1}^{\lfloor k/2 \rfloor} \mathbb{P}(\text{cut}_K(C) \leq (1-\delta)p(k-1), \forall C \subset K \text{ s.t. } |C| = j) \\
&\leq \exp(f(j) + \log k) \leq \exp \left(-\frac{\epsilon}{2} \log k + 1 \right) = ek^{-\epsilon/2}
\end{aligned}$$

which proves the required result. \square

Lemma C.2 (Upper bound of external cut). *For any $0 < \delta \leq 1$ and $\epsilon > 0$ with probability at least $1 - k^{-\epsilon/3}$ we have that $\text{cut}_G(K) \leq (1+\delta)qk(n-k) + (e\epsilon/\delta^2 + \epsilon/3) \log k$.*

Proof. Note that $\text{cut}_G(K)$ is the sum of $k(n-k)$ independent Bernoulli random variables with mean $\mathbb{E}[\text{cut}_G(K)] = qk(n-k)$. We consider two cases depending on the value of $qk(n-k)$. If $qk(n-k) \geq \epsilon \log k/\delta^2$, then by the multiplicative Chernoff bound we have that,

$$\mathbb{P}(\text{cut}_G(K) \geq (1+\delta)qk(n-k)) \leq \exp \left(-\frac{\delta^2}{3}qk(n-k) \right) \leq \exp(-\epsilon \log k/3). \quad (12)$$

Next consider the case $qk(n-k) \leq \epsilon \log k/\delta^2$. Denote $c(\epsilon, \delta) := e\epsilon/\delta^2 + \epsilon/3$ and observe that

$$\frac{\epsilon}{\delta^2} = \frac{c(\epsilon, \delta) - \epsilon/3}{e} = \left(1 - \frac{\epsilon/3}{c(\epsilon, \delta)} \right) \frac{c(\epsilon, \delta)}{e} \leq \exp \left(-\frac{\epsilon/3}{c(\epsilon, \delta)} \right) \frac{c(\epsilon, \delta)}{e}.$$

This means that

$$qk(n-k) \leq \frac{\epsilon}{\delta^2} \log k \leq \exp \left(-\frac{\epsilon/3}{c(\epsilon, \delta)} - 1 \right) c(\epsilon, \delta) \log k,$$

and thus

$$\frac{qk(n-k)}{c(\epsilon, \delta) \log k} \leq \exp \left(-\frac{\epsilon/3}{c(\epsilon, \delta)} - 1 \right) \iff c(\epsilon, \delta) + c(\epsilon, \delta) \log \left(\frac{qk(n-k)}{c(\epsilon, \delta) \log k} \right) \leq -\epsilon/3.$$

Therefore the Chernoff bound yields

$$\begin{aligned}
\mathbb{P}(\text{cut}_G(K) \geq c(\epsilon, \delta) \log k) &\leq e^{-qk(n-k)} \left(\frac{eqk(n-k)}{c(\epsilon, \delta) \log k} \right)^{c(\epsilon, \delta) \log k} \\
&= \exp \left(-qk(n-k) + c(\epsilon, \delta) \log k \left(1 + \log \left(\frac{qk(n-k)}{c(\epsilon, \delta) \log k} \right) \right) \right) \\
&\leq \exp \left(\log k \left(c(\epsilon, \delta) + c(\epsilon, \delta) \log \left(\frac{qk(n-k)}{c(\epsilon, \delta) \log k} \right) \right) \right) \\
&\leq \exp(-\epsilon \log k/3).
\end{aligned} \tag{13}$$

Combining (12) and (13) gives the required result. \square

Lemma C.3 (Concentration of degrees). *If $p \geq \frac{(3+\epsilon) \log k}{\delta^2 k-1}$ for some $\epsilon > 0$ and $0 < \delta \leq 1$, then with probability at least $1 - 2k^{-\epsilon/3}$ we have that*

$$(1 - \delta)p(k - 1) \leq \deg_K(i) \leq (1 + \delta)p(k - 1), \forall i \in K.$$

Similarly, with probability at least $1 - 2k^{-\epsilon/3}$ we have that

$$(1 - \delta)(p(k - 1) + q(n - k)) \leq \deg_G(i) \leq (1 + \delta)(p(k - 1) + q(n - k)), \forall i \in K.$$

Proof. For each node $i \in K$, $\deg_K(i)$ is the sum of independent Bernoulli random variables with mean $\mathbb{E}[\deg_K(i)] = p(k - 1)$, therefore, apply the multiplicative Chernoff bound we have

$$\mathbb{P}(|\deg_K(i) - p(k - 1)| \geq \delta p(k - 1)) \leq 2 \exp(-\delta^2 p(k - 1)/3) \leq 2 \exp(-(1 + \epsilon) \log k/3).$$

By taking a union bound over all $i \in K$ we obtain the required concentration result for $\deg_K(i)$ for all $i \in K$. The result for $\deg_G(i)$ for all $i \in K$ is obtained similarly. \square

Lemma C.4 (Well-connected cluster). *If $p \geq \max(\frac{(3+\epsilon_1) \log k}{\delta_1^2 k-1}, \frac{(2+\epsilon_2) \sqrt{\log k}}{\delta_2 \sqrt{1-\delta_1} \sqrt{k-1}})$, then with probability at least $1 - 2k^{-\epsilon_1/3} - k^{-2\epsilon_2}$ we have that for all $s \in K$, for all $i \in K \setminus \{s\}$, there are at least $(1 - \delta_1)(1 - \delta_2)p^2(k - 1)$ paths connecting node i to node s such that, the path lengths are at most 2 and the paths are mutually non-overlapping, i.e., an edge appears in at most one of the paths.*

Proof. Let $s \in K$ and denote F the set of neighbors of s in K . By Lemma C.3 and our assumption on p we know that $|F| \geq (1 - \delta_1)p(k - 1)$ with probability at least $1 - 2k^{-\epsilon_1/3}$. Let us denote $E(A, B)$ the set of edges between $A \subseteq K$ and $B \subseteq K$. Let $i \in K \setminus \{s\}$. If $i \notin F$, then $|E(\{i\}, F)|$ is the sum of independent Bernoulli random variables with mean $\mathbb{E}[|E(\{i\}, F)|] = |F|p$. Apply the multiplicative Chernoff bound we get that

$$\mathbb{P}(|E(\{i\}, F)| \leq (1 - \delta_2)|F|p) \leq \exp \left(-\frac{\delta_2^2}{2} |F|p \right) \leq \exp \left(-\frac{\delta_2^2(1 - \delta_1)}{2} p^2(k - 1) \right) \leq \exp(-(2 + 2\epsilon_2) \log k)$$

where the last inequality is due to our assumption that $p \geq \frac{(2+\epsilon_2) \sqrt{\log k}}{\delta_2 \sqrt{1-\delta_1} \sqrt{k-1}}$. If $i \in F$, then the edge (i, s) is a path of length 1 between node i and node s , moreover,

$$\mathbb{P}(|E(\{i\}, F \setminus \{i\})| + 1 \leq (1 - \delta_2)|F|p) \leq \mathbb{P}(|E(i', F)| \leq (1 - \delta_2)|F|p)$$

for any node $i' \in K \setminus F$ and $i' \neq s$. Note that, for $i \in K \setminus \{s\}$, each edge (i, j) in $E(\{i\}, F \setminus \{i\})$ identifies a unique path (i, j, s) and all these paths do not have overlapping edges. Therefore, denote $P(i, s)$ the set of mutually non-overlapping paths of length at most 2 between i and s . and take union bounds over all $i \in K \setminus \{s\}$ and then over all $s \in K$, we get that

$$\mathbb{P}(P(i, s) \leq (1 - \delta_2)|F|p, \forall s \in K, \forall i \in K \setminus \{s\}) \leq k^{-2\epsilon_2}.$$

Finally, a union bound over the above event and the event that $|F| \leq (1 - \delta_1)p(k - 1)$ gives the required result. \square

D Dataset details, empirical setup and additional results

The co-authorship graphs are based on the Microsoft Academic Graph from the KDD Cup 2016 challenge [23]. In these graphs, nodes are authors, and two nodes are connected by an edge if they have coauthored a paper. The clusters are defined according to the most active research field of each author. The node attributes represent paper keywords for each author’s papers. The first graph consists of 18,333 computer science researchers and 81,894 connections among them. Each computer science researcher belongs to one of the 15 ground-truth clusters. The node attributes consists of 6,805 key words. The second graph consists of 34,493 physics researchers and 247,962 connections among them. Each physics researcher belongs to one of the 5 ground-truth clusters. The node attributes consists of 8,415 key words. The cluster sizes are given in Table 2.

Table 2: Cluster statistics in co-authorship graphs

Network	Cluster	Number of nodes	Volume
Computer Science	Bioinformatics	708	3767
	Machine Learning	462	4387
	Computer Vision	2050	20384
	NLP	429	2476
	Graphics	1394	15429
	Networks	2193	18364
	Security	371	2493
	Databases	924	9954
	Data Mining	775	7573
	Game Theory	118	362
	HCI	1444	15145
	Information Theory	2033	16007
	Medical Informatics	420	3838
	Robotics	4136	33708
	Theoretical CS	876	9901
	TOTAL	18333	163788
Physics	Phys. Rev. A	5750	52151
	Phys. Rev. B	5045	54853
	Phys. Rev. C	17426	325475
	Phys. Rev. D	2753	40451
	Phys. Rev. E	3519	22994
	TOTAL	34493	495924

For both datasets, we preprocess the node attributes by applying PCA to reduce the dimension to 128. In addition, for each node we enhance its attributes by taking a uniform average over its own attributes and the neighbors’ attributes. Uniform averaging of neighborhood attributes has been shown to improve the signal-to-noise ratio in CSBM [5]. This operation does not break the local nature of Algorithm 2 because it only needs to be done whenever it becomes necessary for subsequent computations, i.e., when a node is looked at by Algorithm 2.

We consider two ways for setting the sink capacities. The first is $T_i = \deg_G(i)$ for all i . The corresponding local clustering results are reported in Table 1 in the main text. The second is $T_i = 1$ for all i . The additional results are presented in Table 3. For each cluster K in a graph, given a seed node $s \in K$, we run Algorithm 2 with source mass $\Delta_s = \alpha \sum_{i \in K} T_i$ for $\alpha \in \{1.5, 1.75, 2, \dots, 5\}$. We select the cluster that has the minimum edge-weighted conductance. Given edge weights w_{ij} for $(i, j) \in E$ and a cluster $C \subseteq V$, the edge-weighted

conductance of C is the ratio

$$\frac{\sum_{i \in C, j \notin C} w_{ij}}{\sum_{i \in C} \sum_{j \sim i} w_{ij}}.$$

We measure recovery quality using the F1 score. For each cluster we run 100 trials, for each trial we randomly select a seed node from the target cluster. We report average F1 scores over 100 trials. We set $\gamma = 0.02$ so that the edge weights are reasonably distributed between 0 and 1, that is, not all edges weights are arbitrarily close to 1, and not all edge weights are arbitrarily close 0. We find that the results do not change much when we use other choices for γ within a reasonable range, e.g. $\gamma \in [0.005, 0.1]$. For both choices of T , using node attributes generally improves the recovery accuracy. Overall, setting the sink capacities to $T_i = \deg_G(i)$ leads to higher F1 scores than setting $T_i = 1$.

Table 3: F1 scores for local clustering in co-authorship networks under different settings of flow diffusion

Network	Cluster	$T_i = \deg_G(i)$ for all i			$T_i = 1$ for all i		
		No attr.	Ues attr.	Improv.	No attr.	Ues attr.	Improv.
Computer Science	Bioinformatics	32.1	39.3	7.2	23.5	31.7	8.2
	Machine Learning	30.9	37.3	6.4	27.5	34.4	6.9
	Computer Vision	37.6	35.5	-2.1	40.4	37.8	-2.6
	NLP	45.2	52.3	7.1	34.3	37.2	2.9
	Graphics	38.6	49.2	10.6	39.1	41.3	2.2
	Networks	44.1	47.0	2.9	43.0	44.1	1.1
	Security	29.9	35.7	5.8	23.0	26.2	3.2
	Databases	48.5	58.1	9.6	41.9	42.6	0.7
	Data Mining	27.5	28.8	1.3	26.2	28.6	2.4
	Game Theory	60.6	66.0	5.4	56.9	62.6	5.7
	HCI	70.0	77.6	7.6	44.0	63.1	19.1
	Information Theory	47.4	46.9	-0.5	41.6	41.4	-0.2
	Medical Informatics	65.7	70.3	4.6	62.7	68.1	5.4
	Robotics	59.9	59.9	0.0	58.8	55.9	-2.9
	Theoretical CS	66.3	70.7	4.4	54.9	59.1	4.2
Physics	Phys. Rev. A	69.4	70.9	1.5	53.5	60.9	7.4
	Phys. Rev. B	41.4	42.3	0.9	40.4	41.1	0.7
	Phys. Rev. C	79.3	82.1	2.8	84.9	85.9	1.0
	Phys. Rev. D	62.3	68.9	6.6	63.6	70.0	6.4
	Phys. Rev. E	49.5	53.7	4.2	30.1	34.9	4.8
AVERAGE		50.3	54.6	4.3	44.5	48.3	3.8

D.1 Additional experiments with Amazon co-purchase graph

We carry out additional experiments using a segment of the Amazon co-purchase graph [21, 23]. In this graph, nodes represent products, and two products are connected by an edge if they are frequently bought together. The clusters are defined according to the product category. The node attributes are bag-of-words encoded product reviews. The cluster sizes are given in Table 4. We use exactly the same empirical settings as before. The local clustering results are reported in Table 5.

We estimate an average signal-to-noise ratio in each dataset as follows. Let K_1, K_2, \dots, K_C denote a partition

Table 4: Cluster statistics in the Amazon co-purchase graph

Cluster	Number of nodes	Volume
Film Photography	365	13383
Digital Cameras	1634	32208
Binoculars & Scopes	686	21611
Lenses	901	26479
Tripods & Monopods	872	26133
Video Surveillance	798	17959
Lighting & Studio	1900	86989
Flashes	331	13324
TOTAL	18333	163788

Table 5: F1 scores for local clustering in a segment of the Amazon co-purchase graph

Cluster	$T_i = \deg_G(i)$ for all i			$T_i = 1$ for all i		
	No attr.	Ues attr.	Improv.	No attr.	Ues attr.	Improv.
Film Photography	69.0	71.9	2.9	70.4	74.0	3.6
Digital Cameras	54.4	56.0	1.6	42.7	43.1	0.4
Binoculars	83.3	85.1	1.8	81.8	82.7	0.9
Lenses	39.0	40.4	1.4	32.2	32.9	0.7
Tripods & Monopods	46.3	47.8	1.5	37.9	38.1	0.2
Video Surveillance	94.7	94.9	0.2	94.0	93.8	-0.2
Lighting & Studio	49.6	49.5	-0.1	53.7	53.5	-0.2
Flashes	33.3	32.7	-0.6	27.0	25.8	-1.2
AVERAGE	58.7	59.8	1.1	55.0	55.5	0.5

of nodes into distinct clusters. Let X_i be the node attributes of node i . For $1 \leq r \leq C$ let

$$\bar{\mu}_r := \frac{1}{|K_r|} \sum_{i \in K_r} X_i$$

be the empirical mean of node attributes in the cluster K_r . Denote

$$\bar{\lambda}_r := \min_{1 \leq s \leq C, s \neq r} \|\bar{\mu}_r - \bar{\mu}_s\|_2$$

the empirical minimum pairwise mean distance between cluster K_r and other clusters. Let $\bar{\sigma}_\ell$ denote the empirical standard deviation for the ℓ th attribute and let $\bar{\sigma} = \frac{1}{d} \sum_{\ell=1}^d \bar{\sigma}_\ell$, where d is the dimension of node attributes. Then we compute an average relative signal strength for the entire dataset as

$$\text{ratio} := \frac{1}{|C|} \sum_{r=1}^C \bar{\lambda}_r / \bar{\sigma}.$$

The computed results are shown in Table 6. Observe that the ratio is much smaller for the Amazon co-purchase graph than the two co-authorships graphs. This means that the relative strength of attribute signal is much smaller for the Amazon co-purchase graph, and it explains why there is only a very small improvement when using node attributes.

The results we observe in the experiments with real-world datasets indicate that, an very interesting future work is to incorporate node embedding and parameter learning into the local flow diffusion pipeline (to

Table 6: Relative signal strength for each dataset

graph	ratio
Co-authorship (Computer Science)	41.69
Co-authorship (Physics)	77.09
Amazon co-purchase	7.58

improve signal-to-noise ratio of node attributes), where the attributes and their relative importance may be optimized simultaneously alongside the local diffusion process.