

# A Role of Fractional Dimension in Study Physics

Ali Dorostkar  
Fractal Group, Isfahan, Iran  
m110alidorostkar@gmail.com

**Abstract:** In this study, we explore the field of physics through the lens of fractional dimensionality. We propose that space is not confined to integer dimensions alone but can also be understood as a superposition of spaces that exist between these integer dimensions. The concept of fractional dimensional space arises from the idea that the space between integer dimensions is filled, which occurs through the application of a fractional derivative operator (the local part) that rotates the integer dimension to encompass all spaces between two integers.

We introduce five foundational axioms that provide a mathematical framework for studying physics from this fractional dimensional perspective. To illustrate the framework's utility, we present three scenarios: static systems, linear trajectories, and quadratic trajectories. In this context, motion along linear or quadratic trajectories within a fractional dimensional space corresponds to an inertial reference frame or an accelerated system, respectively, in classical physics. Moreover, we propose that the coupling of space and time, commonly referred to as space-time, is better understood as space-dimension-time within this framework, where the dimension serves as an interconnecting platform.

Finally, we derive the wave equation from the perspective of fractional dimensions, focusing on linear trajectories in fractional dimensional space. This approach provides new insights into the behavior of electromagnetic waves in both lossless and lossy media, and it offers a fresh interpretation of the Doppler effect and gravitational redshift (or blueshift) phenomena from the standpoint of fractional dimensionality.

## 1. Introduction

Understanding the nature of reality is a fundamental pursuit in science, particularly in the study of physics. However, according to Gödel's incompleteness theorems [1], achieving a complete and absolute understanding of nature is inherently impossible. These theorems suggest that no single, comprehensive theory can fully encapsulate the entirety of natural phenomena. As a result, scientific progress is characterized by the continuous refinement of models, with each iteration providing a closer approximation to reality, though never reaching perfection. This iterative process has been a defining feature in the history of physics.

Classical, or Newtonian, physics has long served as a foundational framework, effectively describing a wide range of natural phenomena. It has proven to be a powerful tool for explaining the dynamics of macroscopic objects and most observable occurrences in the natural world. However, classical physics faces limitations when addressing the dynamics of particles at microscopic scales or providing a fundamental explanation for gravitational forces. These challenges have driven the development of more advanced theories, leading to the advent of general relativity (GR) and quantum mechanics (QM).

Einstein's general relativity, for instance, redefines gravity not as a force but as a consequence of the curvature of space-time induced by mass, thus offering a framework for understanding large-scale physical phenomena [2]. On the other hand, quantum mechanics provides a robust model for describing the behavior of particles at very small scales [3]. Despite their successes, both theories still grapple with unresolved issues—quantum mechanics, for example, struggles with the concept of particle trajectories and the non-locality effect. Meanwhile, general relativity does not easily reconcile with quantum principles.

There have been numerous efforts to unify these two pillars of modern physics, resulting in theories such as M-theory and string theory [4, 5]. Despite these efforts, a complete connection between quantum mechanics and gravity remains elusive, highlighting the persistent gaps in our understanding of the natural world.

This ongoing quest for deeper understanding reminds us that there will always be open questions in physics, driving the continuous evolution of our knowledge of nature. In this context, our study seeks to explore how additional insights can be gained by considering physics from a fractional dimensional perspective. To do so, we first establish several foundational axioms and then develop a conceptual framework that examines how the movement of particles in integer-dimensional space corresponds to movement in fractional-dimensional space.

For example, in traditional physics, the three axes  $x_1, x_2, x_3$  define a space of three integer dimensions. However, from our perspective, it is essential to also account for fractional dimensions. As demonstrated in [6], fractional basis vectors can be conceptualized as rotations of the basis vectors of integer dimensions. This rotation is mathematically represented by the fractional derivative (FDr) operator, which effectively fills the space between integer dimensions, thereby creating a fractional-dimensional space. By establishing several axioms, we construct a mathematical framework using the local FDr operator, allowing us to investigate the propagation of particles (or signals) along specific trajectories within this fractional-dimensional space.

## 2. Axioms

The proposed model for studying physics from a fractional dimensional perspective is built on the following axioms:

### 1) Wave Function Representation in Fractional Dimensions:

Every physical phenomenon can be described using a wave function  $\Psi(S)$  that operates within fractional dimensions, not just the traditional integer dimensions. The parameter  $S$ , as defined in Equation (1), is a vector consisting of independent variables such as time ( $t$ ) and spatial coordinates ( $x_i$ ,  $i = 1, 2, 3$  or  $\mathbf{r}$ ).

$$S = [t, x_1, x_2, x_3]. \quad (1)$$

This suggests that fractional dimensions are not just mathematical abstractions but have real physical significance, allowing wave functions to encapsulate more complex behaviors and interactions than possible within the confines of integer dimensions.

### 2) Use of Normalized Fractional Derivatives:

The calculation of wave functions within fractional dimensions should employ normalized fractional derivatives. These derivatives are specially adapted to the fractional nature of the dimensions they operate in, ensuring that the calculations reflect the unique properties of fractional spaces. This normalization is crucial to maintain consistency and accuracy in mathematical operations, enabling meaningful physical interpretations of the results.

The final wave function  $\Psi$  can be obtained by applying a **normalized fractional derivative** to the initial wave function  $\Psi_0$  along a trajectory in fractional dimensional space:

$$\Psi = D_N^{\alpha(S)} \Psi_0, \quad (2)$$

where  $D_N$  is the normalized fractional derivative operator, and  $\alpha(S)$  is the fractional order associated with the trajectory of the system within the fractional dimensional space.

### 3) Incorporation of Local and Nonlocal parts:

The physical world is made up of both local (point-specific) and nonlocal (extended or entangled)

parts. For any physical system, its wave function must reflect this duality. This axiom highlights the need for a holistic approach to wave function formulation, ensuring that both localized effects and more extended, nonlocal interactions are accurately represented, especially within fractional dimensional spaces where such dualities may manifest differently. This relationship can also be expressed by considering the contributions of both local and nonlocal terms:

$$D_N^{\alpha(S)}\Psi_0 = \text{local term} + \text{nonlocal term}. \quad (3)$$

The behavior of nature can vary based on the specific conditions of a phenomenon. This variability is influenced by the nonlocal term, which is mathematically derived from the **nonlocal** components of the fractional derivative and depends on the specific definition of the fractional derivative. This axiom is also reflective of Gödel's incompleteness theorem and Butterfly effect [ref.].

Noted that the local part provides an appropriate approximation to the most problem in the classical physics.

$$D_{N,L}^{\alpha(S)}\Psi_0 \approx \text{local term}, \quad (4)$$

where the subscript  $\{N, L\}$  denotes the localized and normalized fractional derivative operator.

#### 4) Quantization of Dimensions Based on Photon Dimensions:

Dimensions are quantized in a manner that is intrinsically linked to the dimensional characteristics of photons. Each dimension can be thought of as a discrete, quantized state, analogous to quantum states, which can be studied individually. This quantization implies that even within fractional dimensional spaces, there is a structured and orderly progression of dimensions, similar to the energy levels in quantum systems. The photon is the only known particle with **the smallest dimension and the highest velocity**. We emphasize the importance of considering the photon's dimension, which can be defined using the wave-particle duality principle. The photon is modeled as a particle corresponding to a sphere with radius  $R$ , where the wavelength  $\lambda$  corresponds to the perimeter of the sphere's enclosing circle ( $\lambda = 2\pi R$  where  $n \in \mathbb{N}$ ). Therefore, the photon's dimension can be described by the volume  $V$  of this sphere as follows:

$$D_{ph} = \frac{4\pi}{3}R^3 = \frac{1}{6\pi\lambda^2}\lambda^3. \quad (5)$$

From a fractional dimensional perspective, the photon's dimension varies between observers and can be determined through the Doppler frequency shift. The dimensional variation relative to the speed of light is given by:

$$\frac{dD_{ph}}{d\nu} = -\frac{1}{2\pi\lambda^2} \frac{c^3}{\nu^4}. \quad (6)$$

It is observed that the dimension of the photon decreases with increasing frequency, leading to smaller dimensional variations at higher frequencies, approximately proportional to  $\frac{1}{\nu^4}$ . This effect is currently undetectable by existing optical devices. For instance, the dimensional variation of a photon at an 800 nm red light wavelength is  $2.3 \times 10^{-35} \text{ m}^3/\text{Hz}$ . As the photon's dimension approaches zero, the speed of light remains constant for all observers, aligning with special relativity. This insight addresses the question of why the speed of light is absolute in special relativity: because the photon's dimension variation is effectively zero and it is invariant across all observers, regardless of space or time. However, from a fractional dimensional viewpoint, the photon has a dimension variation close to zero but not exactly zero. The implications of axiom 4 lead to a novel form of quantization based on dimension, termed "quantized dimension." The photon's dimension ( $D_{ph}$ ) represents the smallest dimensional scale and serves as a unit for dimensional quantization.

### 5) Observer-Dependent Dimensional Perception in Fractional Dimensional Space:

The dimensions observed in any physical system are not absolute but depend on the observer's perspective, particularly the distance and angle relative to the object being observed in fractional dimensional space. This axiom introduces a relativistic element to dimensionality itself, suggesting that the dimensional nature of space could vary based on how it is measured or observed, adding a layer of complexity to physical observations and experiments. Consider an observer in coordinate system  $S$  and an object in system  $S'$ . The angle between these systems becomes acute as the distance increases, reaching 90 degrees when the distance approaches infinity (or when the object disappears from the observer's view). This rotation can be described using the fractional derivative (FDr) operator. As illustrated in Figure 1, an object in the  $S'$  coordinate system appears smaller as it moves away from the observer in the  $S$  system. This observation can be understood by considering the trajectory of the  $S'$  coordinates, where  $S'$  is not orthogonal to  $S$  and forms a specific angle at each space-time position. As mathematically described in axiom 3, the variation in dimension follows a fractional derivative along a defined trajectory. Note that the scalar 1 in Figure 1 results from the integer derivative of  $x$  or  $t$ . For clarity and to avoid confusion with visual perspective effects, we assume that all phenomena occur within fractional dimensional space.

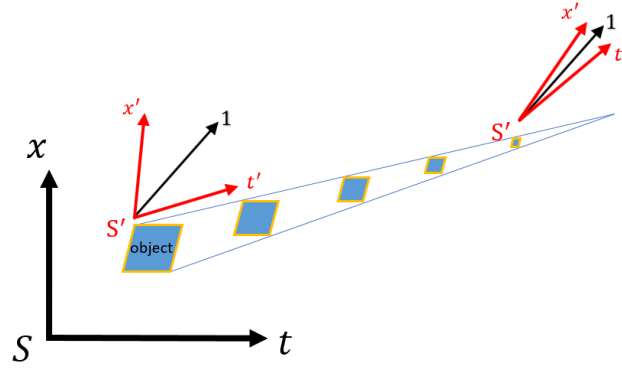


Fig. 1. Schematic of  $S$  and  $S'$  coordinates in a movement framework of fractional dimensional space.

**Hint:** For simplicity and as a preliminary investigation into the study of fractional dimensions in physics, we focus on the normalized local FDr component. The nonlocal part of the fractional derivative, which may explain non-locality effects in physics, remains under further investigation, and additional results will be presented in future work.

#### 2.1. Normalized Local Fractional Derivatives of Key Functions

In this study, it is essential to determine the fractional derivatives (FDr) of trigonometric, exponential, and power series functions for further analysis. We will utilize the local term of the FDr, which is consistent across different definitions, or derive it directly by induction. The following results are obtained by normalizing the local fractional derivative (LFDr) through division by a normalization factor, ensuring the proper normalization of the basis functions. Detailed derivations can be found in the appendix:

$$\begin{aligned}
D_{N,L}^\alpha \{\cos(\omega S)\} &= \frac{1}{D_0} D^\alpha \{\cos(\omega S)\} = \frac{1}{D_0} (\omega)^\alpha \cos\left(\omega S + \frac{\pi}{2}\alpha\right) = \cos\left(\omega S + \frac{\pi}{2}\alpha\right), \\
D_{N,L}^\alpha \{\sin(\omega S)\} &= \frac{1}{D_0} D^\alpha \{\sin(\omega S)\} = \frac{1}{D_0} (\omega)^\alpha \sin\left(\omega S + \frac{\pi}{2}\alpha\right) = \sin\left(\omega S + \frac{\pi}{2}\alpha\right), \\
D_{N,L}^\alpha \{e^{i\omega S}\} &= \frac{1}{D_0} D^\alpha \{e^{i\omega S}\} = \frac{1}{D_0} (\omega)^\alpha e^{i(\omega S + \frac{\pi}{2}\alpha)} = e^{i(\omega S + \frac{\pi}{2}\alpha)},
\end{aligned} \tag{7}$$

where  $D_{N,L}^\alpha$  and  $D_0$  represent the normalized local FDr operator and the normalization factor, respectively. This normalization ensures that the basis functions retain their expected properties, with  $D_0$  given as  $(\omega)^\alpha$ .

The local fractional derivative of a basic power function  $x^n$  can be derived through direct methods such as Riemann–Liouville or Caputo, yielding consistent results [9]:

$$D_{N,L}^\alpha \{x^n\} = \frac{1}{D_0} D^\alpha \{x^n\} = \frac{1}{D_0} \frac{\Gamma(n+1)x^{(n-\alpha)}}{\Gamma(n-\alpha+1)} = x^{(n-\alpha)}, \tag{8}$$

where  $D_0$  is equal to  $\frac{\Gamma(n-\alpha+1)}{\Gamma(n+1)}$ .

### 2.1.1. Fractional Dimensional Basis Vector

Let  $S$  and  $S_\alpha$  be the basis vectors of the linear and fractional spaces, respectively. The relationship between these coordinates, as derived from Equation (8), is given by:

$$S_\alpha = D_{N,L}^\alpha \{S\} = S^{(1-\alpha)}. \tag{9}$$

In summary, the coordinate  $S_\alpha$  (depicted by the red arrow in Fig. 2) for a specific value of  $\alpha$  represents a rotation of the original coordinate  $S$  within the fractional dimensional space. This rotation is achieved through the action of the LFDr operator with a corresponding order of  $\alpha$ .

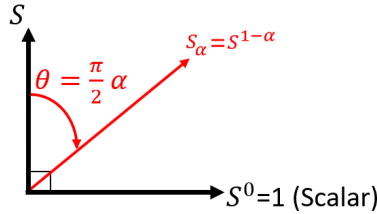


Fig. 2. Illustration of the fractional dimensional basis vector  $S_\alpha$  (red arrow) as a result of rotating the integer basis vector  $S$  using the FDr operator. The vector rotates from 0 dimension to 1 ( $0 \leq \alpha \leq 1$ ), equivalent to a rotation from 0 to 90 degrees ( $0 \leq \theta \leq \frac{\pi}{2}$ ).

Fig. 3 demonstrates how a basic vector  $x$ , through rotation, can approach 1. The scalar value 1 is selected because the integer derivative of  $x$  equals one. This outcome is achieved via a fractional derivative corresponding to the angle  $\theta = \frac{\pi}{2}\alpha$ .

To represent the fractional space of space-time, we require three orthogonal axes:  $x$  (representing  $x_i$ ),  $t$ , and 1, as depicted in Fig. 3(a). Here,  $x$  and  $t$  are vectors, while 1 represents the scalar one. The red arrows in Fig. 3(b) to (d) indicate how the space-time axes behave as  $\alpha$  approaches zero (Fig. 3(b)), with the angle  $\theta$  near zero, and as  $\alpha$  approaches one (Fig. 3(d)), with the angle  $\theta$  approaching  $\pi/2$ .

As will be demonstrated in the subsequent section, various scenarios arise depending on the angle of rotation  $\theta$ .

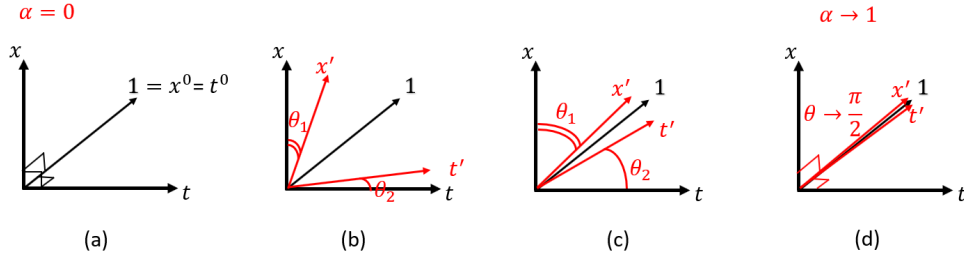


Fig. 3. Rotation process of the vector axes  $x$  and  $t$  through fractional space. (a) All vector axes are orthogonal ( $\theta = 0$  or  $\alpha = 0$ ). As the system evolves, the vector axes  $x$  and  $t$  undergo rotation: (b)  $\theta \approx 0$  ( $\alpha \approx 0$ ), (c)  $0 < \theta < \pi/2$  ( $0 < \alpha < 1$ ), and (d)  $\theta \approx \pi/2$  ( $\alpha \approx 1$ ).

### 2.1.2. Fractional Dimensional Basis Function

Let  $\phi(S)$  and  $\phi_\alpha(S)$  denote the basis functions of the linear and fractional spaces, respectively. The relationship between the basis functions in these spaces is expressed as:

$$\phi_\alpha(S) = D_N^\alpha \{\phi(S)\}. \quad (10)$$

Here,  $\alpha$  represents a specific order of the fractional dimension for each space-time position.

## 3. New concepts for Velocity and Spacetime from a Fractional Dimensional Perspective

In this section, the new concepts for velocity and spacetime from a fractional dimensional perspective are demonstrated.

### 3.1. Average and Instantaneous Velocity from a Fractional Dimensional Perspective

The connection between classical velocity and its fractional-dimensional interpretation can be understood by examining the slope or tangent line of a function within fractional dimensions. It has been shown that two points on a function can be connected in fractional dimensional space via a tangent line at a certain fractional dimension [10]. Based on this, we define the velocity  $\mathbf{v}(\mathbf{t})$  in the general case as:

$$\mathbf{v}(\mathbf{t}) = D^\alpha \{\mathbf{r}(\mathbf{t})\}, \quad (11)$$

where  $\mathbf{r}(\mathbf{t})$  is the position vector. It is important to note that  $\alpha$  represents a specific order of fractional dimension for each space-time position. When  $\alpha$  equals one, it corresponds to instantaneous velocity. Otherwise, depending on the space and time intervals and the proposed special value of  $\alpha$ , it yields the average velocity.

### 3.2. Space-Dimension-Time (SDT)

The concept of space-time, rooted in relativity theory, suggests that space and time are coupled for a moving system. However, this coupling raises the question of why these seemingly independent quantities are interconnected. In our approach, we hypothesize that space and time are unified within a dimensional framework, which we term Space-Dimension-Time (SDT). This concept posits that space and time are coupled through a dimensional platform, as illustrated in Fig. 4. Although space and time are independent variables, they are interconnected by dimension through dynamical movement.

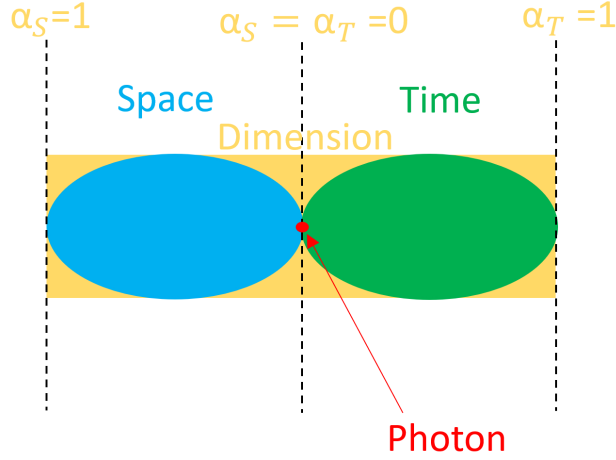


Fig. 4. The coupling of space and time through the dimension, termed Space-Dimension-Time (SDT). The dimension acts as a platform for space and time.

In the static scenario, there is no coupling, as the system is steady. To demonstrate the coupling between space and time, one can consider both variables undergoing simple linear movement. Specifically, the  $x_i$  and  $t$  axes rotate towards the scalar 1-axis. Since space and time are independent, we express this relationship as follows:

$$\begin{aligned}\alpha_i(x_i) &= \beta_i x_i + \tilde{\alpha}_i \quad (i = 1, 2, 3), \\ \alpha_4(t) &= \beta_4 t + \tilde{\alpha}_4,\end{aligned}\tag{12}$$

where  $\tilde{\alpha}_i, \beta_i$  are constant coefficients. Taking the derivative of these expressions,

$$\begin{aligned}d\alpha_i(x_i) &= \beta_i dx_i, \\ d\alpha_4(t) &= \beta_4 dt,\end{aligned}\tag{13}$$

and dividing them yields

$$\frac{d(\alpha_i(x_i))}{d(\alpha_4(t))} = \frac{\beta_i dx_i}{\beta_4 dt} = \frac{\beta_i}{\beta_4} v_i.\tag{14}$$

Equation (14) indicates that for a constant velocity, the rotational movement of the  $x_i$ -axis relative to the  $t$ -axis is related to the velocity. In other words, from a dimensional perspective, space is related to time.

#### 4. Preliminary Plan

Our study is limited to the three scenarios outlined in Table 1, as these represent the most general cases encountered in physics. The majority of physical problems can be modeled by trajectories that are linear and quadratic at most in fractional dimensional space for a moving system, as illustrated in Table 1. The first scenario is the *static case*, where the fractional dimension parameter  $\alpha$  is a constant. The second scenario is the *linear dynamic case*, which corresponds to an inertial framework in physics, characterized by  $\alpha$  following a linear trajectory. The third scenario is the *accelerated case*, where  $\alpha$  is described by a quadratic trajectory function. In

this section, we examine these three scenarios for both fractional dimensional basis vectors and functions. The trajectory function coefficients  $\tilde{\alpha}_i$ ,  $\beta_{ij}$ , and  $\gamma_{ij}$ , as given in Table 1, can be expressed in vector or matrix (tensor) formats, depending on the trajectory of the fractional dimension. These systems correspond to the rotation of coordinates  $S_\alpha$  through either linear

Table 1. Different Observation Scenarios in Fractional Dimensional Space

Scenario	Static	Linear Dynamic	Accelerated Dynamic
<b>Trajectory</b> ( $\alpha_i(S)$ )	$\tilde{\alpha}_i$	$\beta_{ij}S_j + \tilde{\alpha}_i$	$\gamma_{ijk}S_jS_k + \beta_{ij}S_j + \tilde{\alpha}_i$

rotation (constant velocity) or quadratic rotation (constant acceleration). It is important to note that when the coordinates  $S$  and  $S_\alpha$  align,  $\alpha$  equals zero or  $\theta = 0$ . Conversely, when these coordinates are distant from each other,  $\alpha$  approaches 1 ( $\theta \rightarrow \frac{\pi}{2}$ ). This behavior is independent of the type of dynamic system. In other words,  $S$  and  $S_\alpha$  are aligned for both accelerated and inertial frameworks when  $\alpha = 0$ , and  $\alpha$  approaches 1 as the coordinates move farther apart.

#### 4.1. Static Scenario

In the static scenario, the coordinates  $S$  and  $S_\alpha$  are fixed, resulting in a constant spatial distance,  $S_{\text{offset}}$ , between a stationary observer and the static framework. The spatial distance offset is defined as  $|S_{\text{offset}}| = \sqrt{x_{1,\text{offset}}^2 + x_{2,\text{offset}}^2 + x_{3,\text{offset}}^2}$ , while the temporal distance offset may be zero in the static case. However, this is not valid for dynamic scenarios, where space-time distance, or SDT distance, must be considered.

To determine  $\alpha$ , we introduce an infinite spatial parameter,  $|S_\infty|$ , which represents a threshold beyond which the observer can no longer detect the observed framework. This parameter is defined as  $|S_\infty| = \sqrt{x_{1,\infty}^2 + x_{2,\infty}^2 + x_{3,\infty}^2}$ . Therefore, for the static scenario,  $\alpha$  is given by

$$\alpha = \frac{|S_{\text{offset}}|}{|S_\infty|} = \alpha_0. \quad (15)$$

The fractional dimensional basis vector is thus

$$S_\alpha = D_{\text{N,L}}^{\alpha_0} \{S\}. \quad (16)$$

Table 2 outlines different situations for static observation. When  $S$  and  $S_\alpha$  are aligned,  $S_{\text{offset}}$  equals zero, resulting in  $\alpha = 0$  ( $S = S_\alpha$ ). If  $S_{\text{offset}}$  is greater than zero but less than  $S_\infty$ , then  $\alpha_0$  falls within the range  $0 < \alpha_0 < 1$ . When  $S_{\text{offset}} \rightarrow S_\infty$ ,  $\alpha$  approaches 1. For example, if an object is directly in front of the observer,  $S_{\text{offset}} = 0$ , leading to  $\alpha = \alpha_0 = 0$ . If the object is moved to a distance of  $S_{\text{offset}} = \frac{1}{2}S_\infty$ , then  $\alpha = \alpha_0 = 0.5$ . Note that when  $S_{\text{offset}} > S_\infty$ , the observation becomes invalid due to the disappearance of the observed framework, leading to high error tolerance.

Table 2. Different Situations for Static Observation

$S_{\text{offset}}$	$S_{\text{offset}} = 0$	$0 < S_{\text{offset}} < S_\infty$	$S_{\text{offset}} \rightarrow S_\infty$	$S_{\text{offset}} > S_\infty$
$\alpha = \alpha_0$	$\alpha_0 = 0$	$0 < \alpha_0 < 1$	$\alpha_0 \rightarrow 1$	$\alpha_0 > 1$
Measurement	✓	✓	✓	×



#### 4.1.1. Linear and Quadratic Dynamics

A moving system results in the rotation of coordinates, depending on the trajectory function in space-time, from a fractional dimensional perspective. For simplicity, we consider linear and quadratic trajectories of the moving coordinate and identify equivalent physical scenarios. In physics, an inertial framework (constant velocity) is typically described using special relativity and Minkowski space-time coordinates. However, these concepts are not independent. For example, Minkowski space coordinates are constructed by rotating the time axis relative to space, so they do not present a separate concept from the fractional dimensional perspective. For a moving system,  $S_\alpha$  undergoes simple rotation, and  $\alpha$  is linear in the velocity term. This scenario can be extended to the accelerated framework, where the rotation is quadratic in the velocity term.

#### 4.2. A Signal Representation of System via Fractional Dimensional Basis Function

In this section, we demonstrate the signal behavior based on three scenarios. By using the assumption (10), the formulation between the basis function of the transmitter ( $T(S)$ ) and receiver ( $R(S)$ ) signals can be rewritten as follows:

$$R(S) = \frac{1}{2} D_N^\alpha \{T(S)\} + \frac{1}{2} \left( D_N^\alpha \{T(S)\} \right)^* = \Re \left\{ D_N^\alpha \{T(S)\} \right\}, \quad (17)$$

where  $\Re$  denotes the real part of the basis function.

The FDr operator connects the input signal (initial signal) to the output signal of the system through a trajectory in fractional dimension. This assumption denotes that while the transmitter itself is in an integer coordinate, from the receiver's point of view, it resides in a fractional dimensional coordinate.

For simplicity, we use two variables:  $x_1$  (space) and  $t$  (time), where  $x_1$  is symbolized by  $z$ . Henceforth,  $z$  and  $t$  denote space and time variables, respectively.

##### 4.2.1. Static Scenario

From a signal perspective, a constant distance is maintained between the transmitter and receiver as shown in Fig. 5(a). This is analogous to an observer viewing a stationary object from a fixed distance.

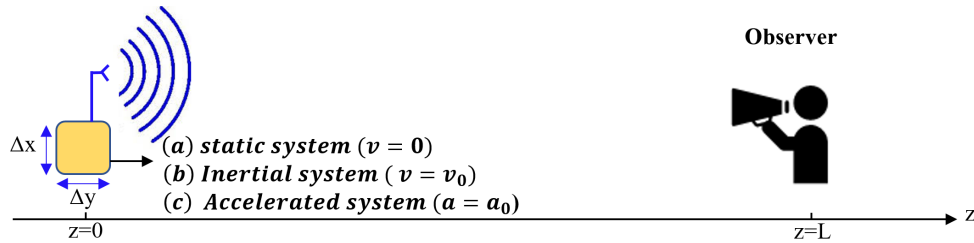


Fig. 5. Schematic of three scenarios (a) static ( $v = 0$ ), (b) linear dynamic ( $v = v_0$ ), (c) accelerated system ( $a = a_0$ ).

Consider a signal of the form  $A_0 \cos(\omega t + kz)$  propagating in free space. How does the received signal diagram change ( $R(z = L, t)$ ) after propagating a distance  $L$  in (a) a lossless and (b) a lossy medium? Here,  $A_0$ ,  $\omega$ , and  $k$  represent the amplitude, angular frequency, and wave vector, respectively.

**\*\*Hint:\*\*** When an electromagnetic wave propagates in a lossy medium, the wave vector is a complex value as:

$$k = \beta + i\alpha_{\text{att}}, \quad (18)$$

where  $\beta$  and  $\alpha_{\text{att}}$  are the propagation constant and attenuation decay coefficient, respectively.

The answer for part (a) is as follows:

From an electrodynamics standpoint, we know that the signal undergoes a phase shift corresponding to  $kL$ , where in a lossless medium,  $k$  equals the propagation constant  $\beta$ :

$$R(z = L, t) = A_0 \cos(\omega t + \beta L) = A_0 \cos(\omega t + \Phi), \quad (19)$$

where  $\Phi = \beta L$ .

However, from a fractional dimensional perspective, the received signal at  $z = L$  is obtained by a constant fractional dimension of  $\alpha_0$ . Therefore, we have:

$$R(z = L, t) = D_{\text{N,L}}^{\alpha_0} \{A_0 \cos(\omega t)\} = A_0 \cos(\omega t + \frac{\pi\alpha_0}{2}) = A_0 \cos(\omega t + \Phi), \quad (20)$$

where  $\Phi = \beta L = \frac{\pi\alpha_0}{2}$ .

The answer for part (b) is as follows:

From an electrodynamics perspective, the final received signal after simplification at distance  $L$  is:

$$R(z = L, t) = A_0 e^{-\alpha_{\text{att}} L} \cos(\omega t + \beta L), \quad (21)$$

and from a fractional dimensional perspective, we have:

$$R(z = L, t) = \frac{1}{2} D_{\text{N,L}}^{\alpha_0} \{e^{i\omega t}\} + \frac{1}{2} \left( D_{\text{N,L}}^{\alpha_0} \{e^{i\omega t}\} \right)^* = \frac{1}{2} D_{\text{N,L}}^{\alpha_0} \{e^{i\omega t}\} + \frac{1}{2} \left( D_{\text{N,L}}^{\alpha_0^*} \{e^{-i\omega t}\} \right), \quad (22)$$

where  $\alpha_0$  has a complex value as follows:

$$\alpha_0 = \alpha_0^{\text{R}} + i\alpha_0^{\text{I}}. \quad (23)$$

Then, the complex fractional basis function is:

$$D_{\text{N,L}}^{\alpha_0} \{e^{i\omega t}\} = e^{i(\omega t + \frac{\pi\alpha_0}{2})} = e^{i(\omega t + \frac{\pi}{2} \alpha_0^{\text{R}} + i \frac{\pi}{2} \alpha_0^{\text{I}})} = e^{-\frac{\pi}{2} \alpha_0^{\text{I}}} e^{i(\omega t + \frac{\pi}{2} \alpha_0^{\text{R}})}, \quad (24)$$

where  $D_{\text{N,L}}^{\alpha_0^*} \{e^{-i\omega t}\}$  is the complex conjugate of  $D_{\text{N,L}}^{\alpha_0} \{e^{i\omega t}\}$ .

Thus, after rearrangement, we have:

$$R(z = L, t) = A_0 \Re \left\{ D_{\text{N,L}}^{\alpha_0} (\{e^{i\omega t}\}) \right\} = A_0 e^{-\frac{\pi}{2} \alpha_0^{\text{I}}} \cos(\omega t + \frac{\pi}{2} \alpha_0^{\text{R}}), \quad (25)$$

It can be observed that signal decay in a linear vector space corresponds to a trajectory of the signal in the imaginary domain of fractional dimension. Therefore, we have:

$$\frac{\pi}{2} \alpha_0^{\text{R}} = \beta L, \quad (26)$$

and

$$\frac{\pi}{2} \alpha_0^{\text{I}} = \alpha_{\text{att}} L. \quad (27)$$

#### 4.2.2. Dynamic Scenario

In this case, at least one of the transmitter or receiver is moving in fractional dimensions, which leads to what we call dynamic observation. Two types of movements, linear and quadratic trajectories, are demonstrated.

#### 4.2.2.1 Linear Dynamics

We demonstrate that two important cases in physics, the wave equation and the Doppler effect, can be understood as equivalent to a system moving in a fractional-dimensional space with a linear trajectory.

**4.2.2.1.1. Equivalence in the Wave Equation** We begin by reformulating the wave equation based on the proposed assumption of fractional-dimensional space. As is well-known, a wave is a phenomenon that propagates in both time and space. This propagation can be modeled as a temporal (or spatial) signal moving through a spatial (or temporal) domain along a fractional-dimensional trajectory, denoted by  $\alpha(\mathbf{r})$  or  $\alpha(t)$ . The wave function  $\Psi(\mathbf{r}, t)$  can be decomposed into two independent functions of time  $t$  and space  $\mathbf{r}$ , such that  $\Psi(\mathbf{r}, t) = \psi_1(t)\psi_2(\mathbf{r})$ . Therefore, the wave equation can be expressed as follows:

$$D_N^{\alpha_1(\mathbf{r})} \{\psi_1(t)\} = D_N^{\alpha_2(t)} \{\psi_2(\mathbf{r})\}. \quad (28)$$

The left-hand side of equation (28) implies that the temporal signal  $\psi_1(t)$  moves through the spatial domain along a trajectory  $\alpha_1(\mathbf{r})$ , and must equal the right-hand side, which describes the spatial signal  $\psi_2(\mathbf{r})$  moving through the time domain along a trajectory  $\alpha_2(t)$ .

For simplicity, as known from quantum mechanics and electrodynamics, the wave basis function for two variables,  $z$  and  $t$ , is given by  $\Psi(z, t) = e^{i(\omega t + kz)}$ . Thus, the fractional-dimensional wave equation becomes:

$$D_{N,L}^{\alpha_1(z)} \{e^{i\omega t}\} = D_{N,L}^{\alpha_2(t)} \{e^{ikz}\} = e^{i(\omega t + \frac{\pi}{2} \alpha_1(z))} = e^{i(kz + \frac{\pi}{2} \alpha_2(t))} = e^{i(\omega t + kz)}, \quad (29)$$

where the trajectories  $\alpha_1(z)$  and  $\alpha_2(t)$  are defined as:

$$\begin{aligned} \alpha_1(z) &= \frac{2kz}{\pi}, \\ \alpha_2(t) &= \frac{2\omega t}{\pi}. \end{aligned} \quad (30)$$

**4.2.2.1.2. Doppler Effect** As illustrated in Fig. 5(b), for an inertial system where an observer remains at a fixed position (e.g.,  $z = L$ ) and the transmitter moves towards (or away from) the receiver with velocity  $v_t$ , this phenomenon is known as the Doppler effect. Here, we demonstrate how the movement of the signal source along a linear trajectory in a fractional dimension is equivalent to the Doppler effect.

Consider a signal  $T(z = 0, t)$  at the transmitter with the expression:

$$T(z = 0, t) = A_0 \cos(\omega t). \quad (31)$$

Given the trajectory:

$$\alpha(z, t) = \beta_{41}z + \beta_{44}t, \quad (32)$$

where  $\beta_{41}$  and  $\beta_{44}$  are constants, and setting  $z$  as a constant value with respect to  $t$ , the received signal becomes:

$$R(z = L, t) = D_{N,L}^{\alpha(S)} \{A_0 \cos(\omega t)\} = A_0 \cos\left(\omega t + \frac{\pi \alpha(S)}{2}\right) = A_0 \cos\left(\omega t + \frac{\pi(\beta_{41}z + \beta_{44}t)}{2}\right). \quad (33)$$

Rearranging gives:

$$R(z = L, t) = A_0 \cos(\omega_D t + \Phi), \quad (34)$$

where the constant phase  $\Phi$  is:

$$\Phi = \frac{\pi}{2}\beta_{41}L, \quad (35)$$

and  $\omega_D$  is the new (Doppler) angular frequency:

$$\omega_D = \omega + \frac{\pi\beta_{44}}{2} = 2\pi(f + \Delta f) = 2\pi f_D, \quad (36)$$

with the Doppler frequency shift [?]:

$$f_D = \left( \frac{c \pm v_r}{c \pm v_t} \right) f = f + \left( \frac{\pm v_r \mp v_t}{c \pm v_t} \right) f = f + \Delta f, \quad (37)$$

where  $c$  is the propagation speed of the wave in the medium. If the receiver moves towards (or away from) the source, the sign is positive (or negative). For this scenario, the observer velocity  $v_r$  is zero ( $v_r = 0$ ), and  $\Delta f$  is:

$$\Delta f = \left( \frac{\mp v_t}{c \pm v_t} \right) f = \frac{\beta_{44}}{4}. \quad (38)$$

#### 4.2.3. Acceleration Dynamics Scenario

In this case, the trajectory in the fractional dimension is a quadratic function. We assume the following trajectory:

$$\alpha(S) = \alpha(z, t) = \gamma_{41}z^2 + \gamma_{44}t^2 + \beta_{41}z + \beta_{44}t, \quad (39)$$

where  $\beta_{41}$ ,  $\beta_{44}$ ,  $\gamma_{41}$ , and  $\gamma_{44}$  are constants. If the  $\gamma$  coefficients are zeroed, the Doppler problem is retrieved. Therefore, the basis function for an accelerated system can be represented as:

$$\phi^{\alpha(z,t)}(S) = D_N^{\gamma_{41}z^2 + \gamma_{44}t^2 + \beta_{41}z + \beta_{44}t} \{ \phi(S) \}, \quad (40)$$

and the received signal for constant  $z$  versus  $t$  is:

$$\begin{aligned} R(z, t) &= D_{N,L}^{\alpha(z,t)} \{ A_0 \cos(\omega t) \} = A_0 \cos \left( \omega t + \frac{\pi \alpha(z, t)}{2} \right) \\ &= A_0 \cos \left( \omega t + \frac{\pi (\gamma_{41}z^2 + \gamma_{44}t^2 + \beta_{41}z + \beta_{44}t)}{2} \right). \end{aligned} \quad (41)$$

Rearranging gives:

$$R(z = L, t) = A_0 \cos (\omega_{Da}(t)t + \Phi), \quad (42)$$

where the constant phase at  $z = L$  is:

$$\Phi = \frac{\pi}{2}(\gamma_{41}L^2 + \beta_{41}L), \quad (43)$$

and  $\omega_{Da}(t)$  is a new time-dependent (Doppler) angular frequency given by:

$$\omega_{Da}(t) = \frac{\pi\gamma_{44}}{2}t + \omega + \frac{\pi\beta_{44}}{2} = \frac{\pi\gamma_{44}}{2}t + \omega_D. \quad (44)$$

This corresponds to the gravitational red (or blue) shift. As a simple example, the profile of (44) with all coefficients normalized to one is depicted in Fig. 6. It can be observed that this profile exhibits behavior consistent with gravitational red (or blue) shift [11]. Without considering the envelope, it also resembles the behavior of gravitational waves [12].

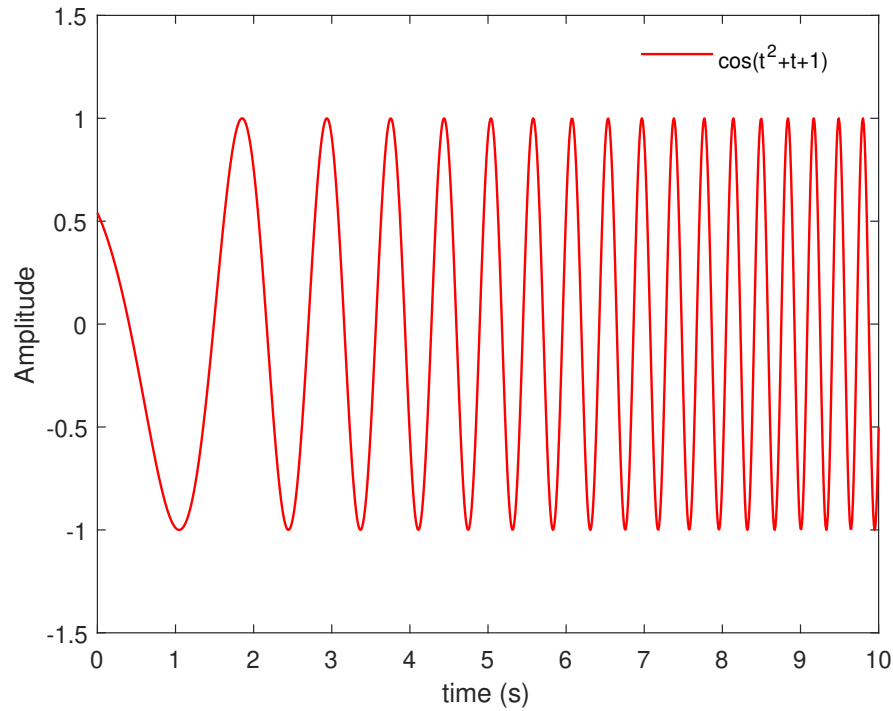


Fig. 6. The plot of a cosine function with a quadratic trajectory in fractional dimensions.

### Future Research Directions

While the fractional dimensional framework presents a compelling new approach to understanding physical systems, it also raises many questions that require further investigation. Future research should focus on the experimental validation of the theory, exploring how fractional dimensions manifest in real-world scenarios. Additionally, there is a need to develop more advanced mathematical tools to fully leverage the potential of fractional calculus in this context. The exploration of fractional dimensions in higher-dimensional spaces, beyond the three spatial dimensions we experience, could also yield important new insights.

### References

1. R. M. Smullyan, Gödel's incompleteness theorems (Oxford University Press on Demand, 1992).
2. R. M. Wald, General relativity (University of Chicago press, 2010).
3. A. Galindo and P. Pascual, Quantum mechanics I (Springer Science and Business Media, 2012).
4. K. Becker, M. Becker, and J. H. Schwarz, String theory and M-theory: A modern introduction (Cambridge university press, 2006).
5. B. R. Holstein, "Graviton physics," Am. J. physics 74, 1002–1011 (2006).
6. A. Dorostkar and A. Sabihi, "Fourier series in fractional dimensional space," arXiv preprint arXiv:2212.00049 (2022).
7. <https://math.stackexchange.com/questions/1593339/how-do-you-take-the-fractional-derivative-j-frac12fx-where-fx-w-sin>.
8. M. Chen, S. Shao, and P. Shi, Robust adaptive control for fractional-order systems with disturbance and saturation (John Wiley and Sons, 2017).
9. K. Oldham and J. Spanier, The fractional calculus theory and applications of differentiation and integration to arbitrary order (Elsevier, 1974).
10. , Ali Dorostkar, Relation between Roots and Tangent Lines of Function in Fractional Dimensions: A Method for Optimization Problems. International Journal of Mathematical and Computational Sciences 13.9 (2019): 179-183.

11. A. Eddington, "Einstein shift and doppler shift," Nature 117, 86–86 (1926).
12. W. G. Anderson and J. D. Creighton, Gravitational-wave physics and astronomy: An introduction to theory, experiment and data analysis (John Wiley and Sons, 2012).
13. G. Shchedrin, N. Smith, A. Gladkina, and L. Carr, "Exact results for a fractional derivative of elementary functions," SciPost Phys. 4, 029 (2018).
14. R. Herrmann, Fractional calculus: an introduction for physicists (World Scientific, 2011).
15. Abramowitz, Milton, and Irene A. Stegun, eds. Handbook of mathematical functions with formulas, graphs, and mathematical tables. Vol. 55. US Government printing office, 1948.
16. Bilodeau, Gerald, Paul Thie, and G. E. Keough. An introduction to analysis. Jones and Bartlett Learning, 2010.
17. Pinkus, Allan, and Samy Zafrany. Fourier series and integral transforms. Cambridge University Press, 1997.
18. Hardy, Godfrey Harold, and Marcel Riesz. The general theory of Dirichlet's series. Courier Corporation, 2013.
19. Titchmarsh, E. C. (1986). The Theory of the Riemann Zeta Function, Second revised (Heath-Brown) edition. Oxford University Press.
20. Milgram, Michael S. (2012). "Integral and Series Representations of Riemann's Zeta Function, Dirichlet's Eta Function and a Medley of Related Results". Journal of Mathematics. 2013: 1–17
21. Ali Dorostkar. "Relation between Roots and Tangent Lines of Function in Fractional Dimensions: A Method for Optimization Problems." International Journal of Mathematical and Computational Sciences 13.9 (2019): 179-183.
22. Ali Dorostkar and Ahmad Sabihi. "A fractional dimension-space theorem for Roll's and mean value theorems." Nonlinear Studies 30.1 (2023).
23. Ali Dorostkar and Ahmad Sabihi. "On optimization and solution of roots of a function using Taylor's expansion and fractional derivatives." arXiv preprint arXiv:2111.03464 (2021).
24. Ali Dorostkar and Ahmad Sabihi. "Fourier Series in Fractional Dimensional Space." arXiv preprint arXiv:2212.00049 (2022).

## 5. Mathematical Formulation

In this section, we develop a mathematical framework to describe the fractional dimensional basis vectors and functions. Before delving into the specifics, we present some essential definitions related to fractional derivatives (FDr) and establish local FDr expressions for certain functions relevant to this study. It is important to note that our approach begins with an approximation of the local component ( $D^\alpha \Psi_0 \approx \text{local term}$ ) to construct a physics-based framework from the perspective of fractional dimensions.

### 5.1. Definitions and General Framework

Here, we introduce a mathematical toolset applicable to this study, particularly focusing on the definitions of basis functions within fractional domains, while considering the realization of linear and fractional spaces.

**Definition 1:** Let  $\mathbb{R}^n$  denote an  $n$ -dimensional Euclidean space. Then, a fractional space  $\mathbb{R}^\alpha$  can be defined as a continuous spectrum where  $\alpha$  is a real number:

$$\mathbb{R}^\alpha \quad \text{for } \alpha \in [n, n+1), \quad n \in \mathbb{Z}. \quad (45)$$

Here,  $\alpha$  represents the fractional dimension that lies between the integer dimensions  $n$  and  $n+1$ . A fractional space is a continuous spectrum that exists between and includes integer-dimensional spaces and can be generalized to complex.

**Definition 2:** Let  $\mathbf{e}_i$  represent the basis vectors in  $\mathbb{R}^n$ . The basis functions in the fractional space  $\mathbb{R}^\alpha$  for  $\alpha \in (n, n+1)$  can be represented as a rotation  $\mathbf{R}_\theta$  of the integer-dimensional basis vectors  $\mathbf{e}_i$ :

$$\mathbf{e}_\alpha = \mathbf{R}_\theta(\mathbf{e}_i) \quad \text{for } \alpha \in (n, n+1), \quad (46)$$

where  $\mathbf{R}_\theta$  is the rotation matrix parameterized by  $\theta$  that corresponds to the fractional dimension  $\alpha$ .

**Definition 3:** Let  $f(t)$  be a function defined on the interval  $(a, b)$ . The fractional derivative of  $f(t)$  of order  $\alpha \in (0, +\infty)$  is denoted by  $D^\alpha f(t)$  and is defined as:

$$D^\alpha f(t) = \frac{1}{\Gamma(1-\alpha)} \int_a^t \frac{f(\tau)}{(t-\tau)^\alpha} d\tau, \quad \text{for } \alpha \in (0, 1), \quad (47)$$

where  $\Gamma(\cdot)$  is the Gamma function, and the integral is understood in the sense of the Riemann-Liouville fractional derivative. For general  $\alpha$ , this extends naturally to higher orders as:

$$D^\alpha f(t) = \frac{1}{\Gamma(n-\alpha)} \left( \frac{d}{dt} \right)^n \int_a^t \frac{f(\tau)}{(t-\tau)^{\alpha-n+1}} d\tau, \quad \text{for } \alpha \in (n-1, n), \quad n \in \mathbb{Z}^+. \quad (48)$$

**Definition 4:** The fractional derivative consists of two components: a common term and an extra term, with the extra term differing based on the specific definition of the fractional derivative (FDr):

$${}_a D_t^\alpha f(t) = \text{common term} + \text{extra term} = \text{local term} + \text{nonlocal term}.$$

The extra term varies across different FDr definitions and is often expressed in terms of the generalized hypergeometric function [14]. The common term, derived from the integer derivative, is referred to as the local fractional derivative, hence termed the local FDr.

**Definition 5:** The normalized fractional derivative (FDr) is obtained by dividing the FDr by a normalization factor, which is a function of the order  $\alpha$ . This normalization ensures that the basis functions maintain their normalized properties.

### Theorem 1: Commutativity and Symmetry of Normalized Local Fractional Derivative (LFD<sub>r</sub>) Operators

#### Statement of the Theorem

Let  $D_{N,L}^\alpha$  denote the normalized local fractional derivative operator of order  $\alpha$ . The following properties hold:

- **Commutativity:** For two fractional orders  $\alpha_1$  and  $\alpha_2$ , the normalized local fractional derivative operators commute, i.e.,

$$D_{N,L}^{\alpha_1} D_{N,L}^{\alpha_2} = D_{N,L}^{\alpha_2} D_{N,L}^{\alpha_1} = D_{N,L}^{\alpha_1+\alpha_2}.$$

- **Symmetry with Integral Operator:** Applying the normalized local fractional derivative operator followed by its corresponding integral operator of the same order returns the identity operation:

$$I_{N,L}^\alpha D_{N,L}^\alpha = D_{N,L}^\alpha I_{N,L}^\alpha = \mathbb{1},$$

where  $I_{N,L}^\alpha$  is the normalized local fractional integral operator of order  $\alpha$ .

#### Proof of Commutativity

Assume  $f(t)$  is a function for which the fractional derivatives of orders  $\alpha_1$  and  $\alpha_2$  exist. By the definition of the normalized local fractional derivative operator, we have:

$$D_{N,L}^{\alpha_1} (D_{N,L}^{\alpha_2} f(t)) = D_{N,L}^{\alpha_1+\alpha_2} f(t).$$

Similarly,

$$D_{N,L}^{\alpha_2} (D_{N,L}^{\alpha_1} f(t)) = D_{N,L}^{\alpha_1+\alpha_2} f(t).$$

Thus,  $D_{N,L}^{\alpha_1} D_{N,L}^{\alpha_2} = D_{N,L}^{\alpha_2} D_{N,L}^{\alpha_1} = D_{N,L}^{\alpha_1+\alpha_2}$ .

### Proof of Symmetry with Integral Operator

Let  $f(t)$  be a function such that both  $D_{N,L}^\alpha$  and  $I_{N,L}^\alpha$  exist. The normalized local fractional integral operator is defined as the inverse operation to the normalized local fractional derivative. Therefore,

$$I_{N,L}^\alpha(D_{N,L}^\alpha f(t)) = f(t).$$

Similarly,

$$D_{N,L}^\alpha(I_{N,L}^\alpha f(t)) = f(t).$$

$$\text{Hence, } I_{N,L}^\alpha D_{N,L}^\alpha = D_{N,L}^\alpha I_{N,L}^\alpha = \mathbb{1}.$$

### 5.2. Example

Let the normalized local FDr operator be applied to power series ( $x^n$ ) and trigonometric functions ( $e^{i\omega S}$ ). This operator exhibits commutative and symmetry properties for these functions, as demonstrated below:

$$D_{N,L}^{\alpha_1} D_{N,L}^{\alpha_2} = D_{N,L}^{\alpha_1 + \alpha_2}, \quad (49)$$

$$D_{N,L}^\alpha I_{N,L}^\alpha = \mathbb{1}, \quad (50)$$

Starting with the cosine function on the left-hand side of Eq. (49):

$$D_{N,L}^{\alpha_1} D_{N,L}^{\alpha_2} \{\cos(\omega S)\} = D_{N,L}^{\alpha_1} \left\{ \cos \left( \omega S + \frac{\pi}{2} \alpha_2 \right) \right\} = \cos \left( \omega S + \frac{\pi}{2} \alpha_2 + \frac{\pi}{2} \alpha_1 \right), \quad (51)$$

For the right-hand side:

$$D_{N,L}^{\alpha_1 + \alpha_2} \{\cos(\omega S)\} = \cos \left( \omega S + \frac{\pi}{2} (\alpha_1 + \alpha_2) \right). \quad (52)$$

Thus, the two sides are equivalent. This reasoning also applies to the sine, complex basis, and power series functions.

To prove Eq. (50), we first note that the fractional integral of order  $\alpha$  ( $I_{N,L}^\alpha$ ) for any function  $f$  can be expressed based on the FDr:

$$I_{N,L}^\alpha f = D_{N,L}^{-\alpha} f. \quad (53)$$

Then, we have:

$$D_{N,L}^\alpha I_{N,L}^\alpha \{\cos(\omega S)\} = D_{N,L}^\alpha \left\{ \cos \left( \omega S - \frac{\pi}{2} \alpha \right) \right\} = \cos \left( \omega S - \frac{\pi}{2} \alpha + \frac{\pi}{2} \alpha \right) = \cos(\omega S), \quad (54)$$

This property holds for other proposed functions as well.

### 5.3. Fractional Dimensional Basis Vector

An alternative approach to achieve the results presented in Eq. (9) involves considering the relationship between the coordinates  $S$  and  $S_\alpha$ , expressed as a superposition of the FDr (order  $\alpha$ ) of  $S$  on one hand, and the fractional integral (order  $\beta = 1 - \alpha$ ) of 1 on the other. It is important to note that the sum of the fractional orders must equal one to correspond to a 90-degree rotation:

$$S_\alpha = (1 - \alpha) D_{N,L}^\alpha \{S\} + \alpha I_{N,L}^\beta \{1\} = (1 - \alpha) D_{N,L}^\alpha \{S\} + \alpha D_{N,L}^{-\beta} \{1\}. \quad (55)$$



The coefficients of  $D_{N,L}^\alpha$  and  $I_{N,L}^\alpha$  act as weight factors,  $(1 - \alpha)$  and  $(\alpha)$ , respectively. These weights ensure that when  $\alpha = 0$ , the coordinates  $S$  and  $S_\alpha$  coincide, and when  $\alpha = 1$ , a 90-degree rotation in fractional dimensional space occurs, resulting in  $S_\alpha$  as:

$$S_\alpha = (1 - \alpha)S^{1-\alpha} + \alpha S^{1-\alpha} = S^{1-\alpha}. \quad (56)$$

#### 5.4. Example

To illustrate, the 3D plot of the FDr of the function  $f(x) = x$  over the interval  $x \in [0, 10]$  and  $\alpha \in [0, 1]$  is depicted in Fig. 7.

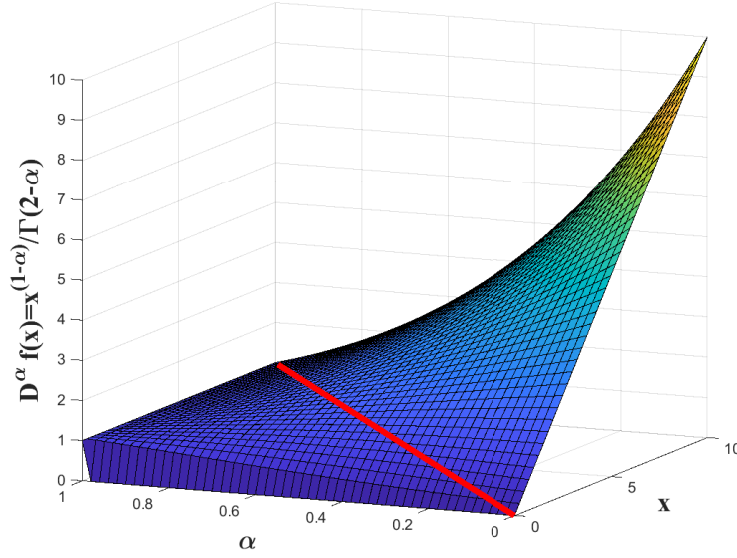


Fig. 7. FDr of the function  $f(x) = x$  over the interval  $[0, 10]$  and  $\alpha$  between 0 and 1.

Next, consider following a trajectory along the red line in Fig. 7. The red line corresponds to the trajectory  $\alpha = 0.1x$ , which leads to the FDr plot along this trajectory, as shown in Fig. 8. This implies that for each point  $x$ , there exists a specific  $\alpha$  that forms the function  $\alpha(x)$ .

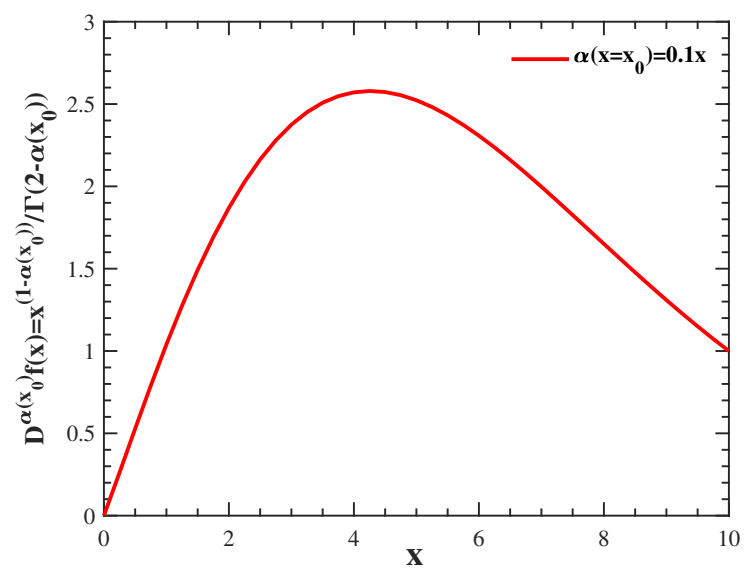


Fig. 8. FDR of the function  $f(x) = x$  over the interval  $[0, 10]$  for the trajectory  $\alpha = 0.1x$ . Note that for each point  $x$ , there is a corresponding constant value of  $\alpha$ .