

The Quantization Monte Carlo method for solving radiative transport equations

Laetitia Laguzet*

CEA-DAM-DIF

F-91297 Arpajon, France

Gabriel Turinici[†]

CEREMADE, Université Paris - Dauphine - PSL

75016 Paris, FRANCE

Corresponding author: Gabriel Turinici

Gabriel.Turinici@dauphine.fr

(Dated: April 5, 2024)

Abstract

We introduce the Quantization Monte Carlo method to solve thermal radiative transport equations with possibly several collision regimes, ranging from few collisions to massive number of collisions per time unit. For each particle in a given simulation cell, the proposed method advances the time by replacing many collisions with sampling directly from the escape distribution of the particle. In order to perform the sampling, for each triplet of parameters (opacity, remaining time, initial position in the cell) on a parameter grid, the escape distribution is precomputed offline and only the quantiles are retained. The online computation samples only from this quantized (i.e., discrete) version by choosing a parameter triplet on the grid (close to actual particle's parameters) and returning at random one quantile from the precomputed set of quantiles for that parameter. We first check numerically that the escape laws depend smoothly on the parameters and then implement the procedure on a benchmark with good results.

I. INTRODUCTION AND MOTIVATION

The time dependent thermal radiative transport equations couple a transport equation with a internal matter density evolution equation. Simulating this dynamics is extremely time consuming and we are interested in the stochastic (Monte Carlo) approaches and more precisely in the situation involving a large range of opacities ; in such cases the particles used in the Monte Carlo simulation will undergo a wide range of behaviors : on one hand long-time rectilinear propagation interrupted by rare scattering events and on the other hand high intensity scattering with negligible overall displacement; but all other intermediate regimes are also present. The two extreme regimes can either be simulated directly or with good quality approximations and the corresponding works have been documented in the literature. But treating all regimes simultaneously has been a challenge and our contribution introduces a unified method to tackle this circumstance. To this end we exploit a hidden smoothness in these models which is situated at the level of the statistics of the escape laws of a particle from a given domain.

We present briefly the principles of the Monte Carlo method used to solve the transport equation (1) and the problem of the diffusion limit in a general setting. We then present the state of the art of the methods that treat this high collisions regime.

The physical systems that can be simulated through the equations below range from general

* Laetitia.Laguzet@cea.fr

† Gabriel.Turinici@dauphine.fr; <https://turinici.com>

photon transport in radiative hydrodynamics [1] to radiation transportation in the dense plasma associated with the inertial confinement fusion [2, 3] and to atmospheric radiative transfer models [4] including applications in astrophysics [5]; see also [6–8] for further applications.

Consider the integro-differential transport equation :

$$\frac{1}{c}\partial_t u(t, x, \omega) + \omega \cdot \nabla u(t, x, \omega) + (\sigma_a(t, x) + \sigma_s(t, x))u(t, x, \omega) = \sigma_s(t, x)\langle u \rangle(t, x), \quad (1)$$

with time $t \in \mathbb{R}^+$, position $x \in \mathcal{D} \subset \mathbb{R}^d$ ($d \geq 1$ is the dimension), $\omega \in \mathcal{S}^d$ (unit sphere in \mathbb{R}^d) the angle of propagation and $\langle u \rangle(t, x) = \frac{\int_{\mathcal{S}^d} u(t, x, \omega') d\omega'}{\int_{\mathcal{S}^d} 1 \cdot d\omega'}$ the angular average of u on \mathcal{S}^d . The model describes standard heat radiative transfer equations that can in principle be use for photons and neutrons too ; in the numerical results in section III B we use photons.

The absorption opacity σ_a and the scattering opacity σ_s are (known) functions depending on the spatial discretization. To solve this equation we focus on the approaches described in [9] which interpret (1) as a time-evolving probability density and simulate the underlying stochastic process.

When $\sigma_s(t, x) \rightarrow \infty$ we are in the "diffusion limit" and the cost of the Monte Carlo is prohibitive [10] : each particle undergoes a high number of collisions with the mean time between two collisions being $O\left(\frac{1}{\sigma_s}\right)$. But the asymptotic analysis [11] shows that (1) converges towards the diffusion limit equation :

$$\frac{1}{c}\partial_t \langle u \rangle(t, x) = \nabla \cdot \left[\frac{1}{3\sigma_s} \nabla \langle u \rangle(t, x) \right] - \sigma_a \langle u \rangle(t, x). \quad (2)$$

The equation (1) appears in particular when solving radiative transfer equations where an isotropic scattering term is necessarily added by the *Implicit Monte Carlo* linearization method [12] in order to artificially represent the phenomena of absorption and re-emission. Another approach to avoid artificial scattering is proposed in [13] but the problem remains unchanged when important physical scattering terms are present. In the context of radiative transfer, several methods have been proposed exploiting the limit regime (2).

The *Random Walk* (RW) methods [14, 15] exploit the fact that the trajectories of the particles are close to those of a Brownian motion: in an optically thick medium they replace (a part of) the trajectory by a single diffusion step in the largest sphere contained in the mesh. The *Random Walk* methods have the advantage to activate everywhere on the domain, and are easily applied to 3-dimensional problems as well as multi-group problems. Their use in a production context remains limited by their strong dependence on mesh size (the smaller the mesh size, the smaller the sphere where the method will be applied) and the loss of precision introduced by the use of the diffusion limit for transient regimes.

Initially called *Implicit Monte Carlo Diffusion*, the *Discrete Diffusion Monte Carlo* (DDMC) method [10, 16, 17] splits the domain into two regions: one optically thick region solved by a Monte Carlo method using a diffusion equation and another part treated by the *IMC* method. The numerical simulation in the optically thick region uses a linearization similar to the *IMC* method. A new type of particle is then introduced to solve the diffusion equation. The advantage of this method is that it does not have any net flux to consider between the diffusion and transport regions (the flux is carried by the particles) and the particles can go from one region to another (by a conversion) and, more importantly, can change the cell (having different σ_a and σ_s values) with no particular treatment. The introduction of a new type of particles to treat the diffusion region allows easy treatment of the interface between the transport and diffusion regions. Contrary to the *RW* methods, the efficiency of these methods is not dependent on the mesh; however their use is still restricted by the loss in precision introduced by the diffusion approximation when particles change the region.

Hybrid approaches [18, 19] solve the diffusion equation analytically in some spatial areas and use the *IMC* approach in others. Both methods are coupled by boundary conditions. The hybrid methods use an analytical resolution of the scattering equation when certain criteria are met (delimited areas or according to the frequency group). The use of these methods remains limited by the coupling between the analytical resolution of the diffusion equation and the Monte Carlo method solving the transport equation which is delicate as well as the choice of criteria (e.g. the definition of areas where the diffusion approximation can be used).

When the coefficient $\sigma_s(t, x)$ in (1) is large, the classical Monte Carlo method uses Markov particles that undergo an important number of scattering events. The randomness of the scattering part dominates and after a certain time the state of the particle follows a probability law; in this case the *RW* approximation is justified. However, there are always intermediary regimes when the number of collisions is big enough to slow down the computation but does not meet the necessary threshold to warrant the use of the diffusion approximation.

A new Monte Carlo method that is efficient regardless of the value of σ_s and that does not reduce the accuracy of the solution is still a challenge. Ideally the method should not be sensitive to the mesh used (i.e. robust to the change in value of σ_s and not limited to simple spatial domain e.g., a sphere); and it needs to be valid regardless of the value of σ_s (or that activates according to criteria independent on a choice of spatial areas such as methods of *RW* type) irrespective of whether the diffusion approximation is valid or not.

Our approach, called the Quantization Monte Carlo method, is to not use the diffusion limit approximation but to work with an approximation of the probability law of the **exact solution** of the escape time, position and direction from the spacial cell.

This involves an offline-online approach to construct a procedure to sample from the escape probability distribution. Comparable strategies have been used previously in radiative transfer equations under the name of look-up tables [20–23]; look-up tables are used to precompute and store numerical solutions for various sets of input parameters ; the look-up table is queried during the online simulation to retrieve (using interpolation if necessary) the appropriate pre-computed solution for the current input parameters. Note however that our output is not a single (possibly vector-valued) object but a probability law conditioned on some input parameters. While our technical approach, is different the similarity with look-up tables is to use the precomputation effort to reduce the online cost.

The outline of the paper is the following : we describe in section II our method based on an offline-online approach that exploits the quantiles of the escape laws from a domain. The assumptions of the method are checked numerically in section III A and then the method is tested on a benchmark with good results in sections III B. Concluding remarks are presented in section IV.

II. THE QUANTIZATION MONTE CARLO METHOD

We will consider $d = 1$ in all this section and work on a segment (eventually divided in several sub-intervals). To ease notations we will also use σ instead of the scattering opacity σ_s .

A. Toy model illustration

We recall here a simple example used later in the numerical tests in section III B and that will be useful to describe the Quantization Monte Carlo method below. This approximation corresponds to a S_2 discrete-ordinates method (see [24, section 16.3 page 502] related to the Schuster-Schwarzschild equations [24, section 14.3 p 456] and is a standard benchmark for applications we envision. Consider a 1D particle in the segment $[x_{min}, x_{max}]$ situated at the initial time $t = 0$ at position $x = x_{init}$ with angle $a \in \{-1, 1\}$. The total remaining simulation time is t_{max} ; in the general simulation t_{max} equals the overall time step Δt decremented by any previous time increments for this particle (for instance when the particle traverses several cells during the same Δt).

The exact evolution of the particle is the following: rectilinear movement in direction a for

a time τ (exponential random variable of mean $1/\sigma$) then a collision takes place. This collision changes the angle uniformly at random to a new value $a' \in \{-1, 1\}$. Then the process repeats until either boundary is reached : $x = x_{min}$ or $x = x_{max}$ or $t = t_{max}$.

We are interested precisely in this escape place (one of the extremities of the segment or of the time domain) and the escape angle. This is a random variable whose distribution will be denoted $\mathcal{E}(\sigma, \ell, t_{max})$ where $\ell = (x_{init} - x_{min})/(x_{max} - x_{min})$ is the relative initial position of the particle. An illustration is given in figure 1 for general values of x_{min} and x_{max} . We explain below for the case $x_{min} = 0$, $x_{max} = 1$, the general situation being just a rescaling. Note that the possible values of the escape (random) variable are triplets consisting of an escape position, an escape time and an escape angle ; the angle is restricted by the S_2 model to be either -1 or $+1$. The support will therefore be a subset of \mathbb{R}^3 but it is very sparse subset and can be described as being the union of segments AB, BC, CD in Figure 2 and, as third value, an angle equal to either -1 or $+1$. Using the the symbol \cup for the union of ensembles and \times for the product of ensembles, the mathematical transcription of the support is $(AB \cup BC \cup CD) \times \{-1, 1\}$. This ensemble can be further restricted because a particle that escaped through the side AB will certainly have an escape angle of -1 and a particle escaping through CD side an escape angle of $+1$. Exiting through the BC side imposes no a priori conditions on the particle angle but we can assume that the values of the angle -1 and $+1$ are likely independent of the position, because in the S_2 model, the collision will generate uniform sampling of the angle. So the support (i.e., the set of all possible values taken) of the escape random variable and of the associated probability law $\mathcal{E}(\sigma, \ell, t_{max})$ is with the notations in figure 2 :

$$(AB \times \{-1\}) \cup (BC \times \{-1, 1\}) \cup (CD \times \{1\}). \quad (3)$$

Note that, although the distribution seems to be 3 dimensional, conditional on knowing the escape side, only one dimension is essential, for instance escaping through the segment AB leaves only the escape time distribution unknown because the escape position is certainly x_{min} and the escape angle -1 ; escaping through the segment CD is similar ; escaping through BC leaves unknown only the distribution of the escape position because the time is t_{max} and the distribution for the angle is uniform between -1 and $+1$ and independent of the position (both values -1 or 1 are as likely if at least one collision took place). The colored areas in figure 2 are an "artist view" (that is, not corresponding to any specific parameters) of the three "important" conditional distributions:

- the left area (yellow in color figure) is the distribution of the escape **time** t at which the

particle reached some $(x_{min}, t) \in AB$, conditioned by the fact that the particle escaped through the segment AB i.e., reached $x = x_{min}$ before t_{max} and before reaching $x = x_{max}$;

- likewise, the top area (blue in color figure) is the distribution of the escape **position** x at which the particle reaches $(x, t_{max}) \in BC$ conditioned by escaping through BC ;

- the right area (red in color figure) is the analog of the left area but for the situation of an escape through CD .

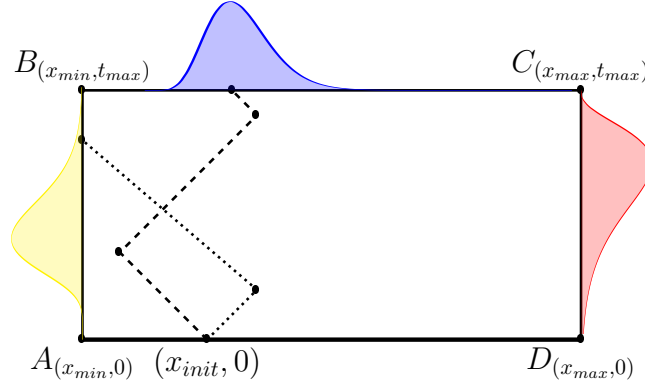


FIG. 1. An illustration of the escape dynamics of a particle starting at x_{init} and undergoing collisions after $Exp(\sigma)$ time (exponential random variable of average $1/\sigma$). The particle can escape through any of the domain's frontiers: either because it escapes the spatial domain (dotted trajectory) or because the time is up (dashed trajectory). The random events accumulate into a probability law denoted $\mathcal{E}(\sigma, \ell, t_{max})$ with support on the boundaries of the time-space domain (together with a escape angle direction attribute).

B. The method

The section I highlighted the difficulty of dealing with the diffusion limit of the equation (1) and the limitations of existing Monte Carlo methods. We propose a new Monte Carlo method, inspired by algorithms such as *Random Walk*, that works with the probability laws $\mathcal{E}(\sigma, \ell, t_{max})$ of escape from a cell and is based on vector quantization techniques [25].

1. We define grids of representative values of the main parameters concerned ; for instance in 1D, we employ a grid G_{sc} for σ values (in practice a log-uniform grid from $7.5 \times 10^{-3} cm^{-1}$ to $9.0 \times 10^6 cm^{-1}$), a grid G_{time} for simulation time values t_{max} (uniform grid from $400 fs$ to $40000 fs$) and a grid G_{ini} for relative initial position in the cell from 0% to 100% relative to

left segment end. Each grid G_{sc} , G_{time} , G_{ini} has 100 points. We denote $|G|$ the size of a grid G .

2. An **offline** computation is done once and for all (independent of the final simulation) in order to obtain an approximation of the joint distribution (escape time, escape point, escape direction) $\mathcal{E}(\sigma, \ell, t_{max})$ as a probability distribution. For each point in $G_{sc} \times G_{time} \times G_{ini}$ we compute and store the quantiles of the law. This approximation is valid beyond the framework of the diffusion limit, in particular it does not use any analytical form. In practice we perform 1500 simulations for each point in $G_{sc} \times G_{time} \times G_{ini}$ but extract only a predefined number of quantiles from the whole distribution (cf. previous remarks on the fact that distribution is essentially one dimensional). When σ is large enough to ensure that the diffusion approximation is valid, one can sample this law using this diffusion approximation. In practice we use a very conservative approach by replacing, for σ large, several collisions with one collision provided that the diffusion approximation ensures that the probability to escape is less than 10^{-6} . The method is detailed in [26]. Note that this is only a way to compute faster the exact law but the Quantization Monte Carlo does not depend on this choice, any sampler of the exact escape law will do. We will denote by J the number of quantiles used, J is a parameter of the method. In practice we set $J = 100$. The quantiles are minimizers of the Huber-energy distance to the target and correspond to the optimal quantization (i.e., discretization) of the measure ; when quantizing with J points the optimal quantiles have been proven, cf. [27, prop. 21] and [28, prop. 3 and 4] to be the $\frac{j+1/2}{J}$, $j = 0, \dots, J - 1$ quantiles. This part of the simulation is highly parallelizable. The results are stored as a $|G_{sc}| \times |G_{time}| \times |G_{ini}| \times J$ array of escape points x or t together with the 3 positive numbers (summing up to 1) indicating the probability of escape through each side; for us $J = 100$, the number of points is $100^3 \times 103$ requiring $\sim 800Mb$ of storage.
3. During the **online** simulation, each time that a particle of parameters (σ, ℓ, t_{max}) needs to be advanced to its next escape point, a set of parameter values $\sigma^g, \ell^g, t_{max}^g$ from the 3D-grid $G_{sc} \times G_{time} \times G_{ini}$ is chosen (see below for details) and a random quantile from the stored distribution $\mathcal{E}(\sigma^g, \ell^g, t_{max}^g)$ is selected and returned to the user. The particle is advanced with the corresponding space/time increments prescribed by the escape quantile returned. The grid point $\sigma^g, \ell^g, t_{max}^g$ is chosen by identifying, for each of the parameters σ, ℓ, t_{max} the 2 closest values of the grid : $\sigma \in [\sigma^{k_1}, \sigma^{k_1+1}]$, $t_{max} \in [t_{max}^{k_2}, t_{max}^{k_2+1}]$, $\ell \in [\ell^{k_3}, \ell^{k_3+1}]$; then we select one of them at random with probabilities depending on the relative distance

between the actual parameters and the grid points, for instance $\sigma^g = \sigma^{k_1}$ with probability $(\sigma^{k_1+1} - \sigma)/(\sigma^{k_1+1} - \sigma^{k_1})$.

Such an approach does not raise questions of validity of the diffusion limit or of the calculation of the escape time from the spheres (which resort to partial differential equations with assumptions and boundary conditions sometimes difficult to tackle cf. [29, 30]).

The method is called "quantized" because we always sample from a discrete, pre-defined list of quantiles. In practice this dimension of quantization is not any more surprising than, e.g. space discretization of the mesh and if enough quantiles are considered the contribution to the overall error is negligible. The foundations of the method are well established (see [25] for general information on the mathematical objects and [27] more specifically tailored to our applications).

III. NUMERICAL TESTS

A. Toy model tests: escape time and position

In order for the Quantization Monte Carlo method to work conveniently, one needs to ensure that the distribution $\mathcal{E}(\sigma, \ell, t_{max})$ is close to the mixing of the closest distributions $\mathcal{E}(\sigma^g, \ell^g, t_{max}^g)$ on the grids. This, at its turn, depends on the smoothness of the mapping $(\sigma, \ell, t_{max}) \mapsto \mathcal{E}(\sigma, \ell, t_{max})$ that we investigate in the following. More precisely, we plot in figure 2 several histograms corresponding to different typical parameter values encountered in the numerical tests in section III B. As expected, the laws vary slowly with the parameters. For instance, in practice we noted that a grid of values for σ spaced log-uniform by about 25% increase from one point to another gives very satisfactory results.

B. Propagation of a Marshak-type wave with multi-regime physics and temperature dependent opacity

We test the method on the propagation of a Marshak-type wave in an opaque medium (see [31, 32] for details) which is considered a good benchmark for difficult multi-regime computations. We assume an ideal gas equation under the gray approximation. The Monte Carlo method used here is based on the Fleck and Cummings linearization (see [12] and [26]). The emission method is the same for the two algorithms (the classical Monte Carlo method and our method): for the photons belonging to the input flux the starting point is at 0cm while for the others the starting

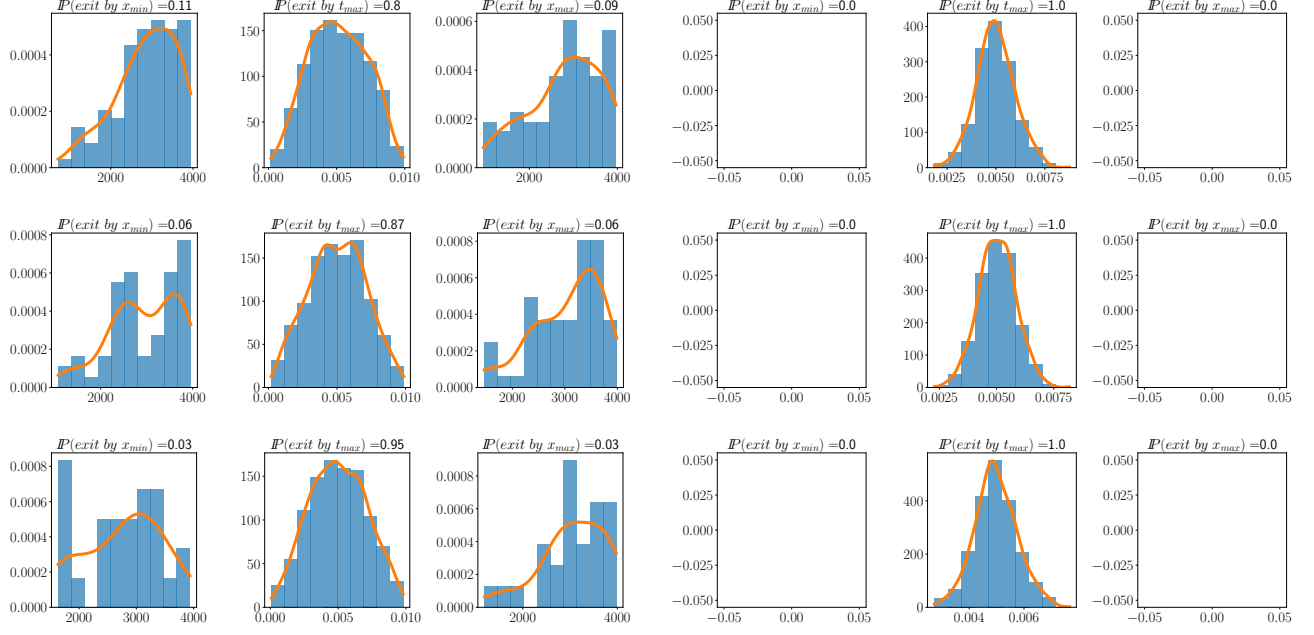


FIG. 2. We plot the escape times for a particle from a time-space domain $[x_{min}, x_{max}] \times [0, t_{max}]$. The orange lines are kernel density estimation of the blue distributions; these are put for convenience and not used in any way in the computations.

The probabilities of escape are given in the title of each plot. We take $x_{min} = 0.0$, $x_{max} = 0.01$, initial direction $+1$, $t_{max} = 4000\text{fs}$, speed 3.0×10^{-5} (speed of light in fs/cm), $x_{init} = 0.005$ and change the σ parameter (in cm^{-1}). The plots in the columns 1 to 3 correspond to the escape distributions for $\sigma = 0.75$ (first line), $\sigma = 1$ (second line) and $\sigma = 1.25$ (third line); the plots in columns 4 to 6 corresponds to $\sigma = 7.5$ (first line) $\sigma = 10$ (second line) and $\sigma = 12.5$ (third line). In these 3 latter column the collisions are too many and the point does no significantly move i.e., it only escapes because the time is consumed.

point is chosen uniformly on the cell. In the particle displacement step, the absorption is treated by the exponential decrease of the weight of a particle as it is classical, see description in [9, chap. 3]; note that this is not a scattering type event. Moreover, if the weight of the particle is below some predefined value (computed with the cell based sampling method), the particle is absorbed in the current cell and the numerical treatment stops for this particle. We use a model with two temperatures (radiative and matter) : except mention of the contrary, the term *temperature* (noted T_{matter}) will indicate the matter temperature. This is a 1D benchmark in rod geometry (like the S_N method [33] with $N = 2$) with symmetry conditions on the top and bottom edges of the mesh. The values and units used are specified in the table I. We then solve the system of equations (4) for $t \in [t^n, t^{n+1}[$ where $I^+(t, x) = u(t, x, \omega = +1)$ and $I^-(t, x) = u(t, x, \omega = -1)$ (see equation (1))

and f^n the Fleck factor :

$$\begin{aligned}
\frac{1}{c}\partial_t I^+ + \partial_x I^+ + \sigma^n f^n I^+ &= \sigma^n f^n \frac{acT_{matter}^4(t^n)}{2} + \sigma^n(1 - f^n)\frac{1}{2}(I^+ + I^-) \\
\frac{1}{c}\partial_t I^- - \partial_x I^- + \sigma^n f^n I^- &= \sigma^n f^n \frac{acT_{matter}^4(t^n)}{2} + \sigma^n(1 - f^n)\frac{1}{2}(I^+ + I^-) \\
C_V \partial_t T_{matter} &= \sigma^n f^n (acT_{matter}^4(t^n) - 2\pi(I^+ + I^-))
\end{aligned} \tag{4}$$

I	$erg.cm^{-2}.s^{-1}$	a	$7.56 \times 10^{-15} erg.cm^{-3}.K^{-4}$
Δt	$4 \times 10^{-11} s$	d	$1.56 \times 10^{23} K^3.g^{-1}.cm^2$
ρ	$3 g.cm^{-3}$	c	$3 \times 10^{10} cm.s^{-1}$
T_{matter}	K	$T_{matter}(0, \cdot)$	$11604 K$
C_V	$8.6177 \times 10^7 erg.g^{-1}.K^{-1}$	$T_{matter}(\cdot, \text{left border})$	$11604000 K$

TABLE I. *Values and units used in the numerical simulation of the propagation of a Marshak-type wave in an opaque medium.*

We analyze the wave profile at $1ns$, $5ns$ and $10ns$ using a time step of $\Delta t = 4 \times 10^{-11}s$. To do this, we perform a run for the classical Monte Carlo method and a run with our method with 50 cells and $N_{obj} = 200$ (target number of particles by cell); we employ the local regularization method in [34, 35] and compare the wave intensity to check for physical consistency.

The Quantization Monte Carlo is tested with a temperature dependent opacity given by the formula : $\sigma = \rho \times d \times T_{matter}^{-3} cm^{-1}$ [35]. The value used is computed at each iteration by the Fleck linearization method. Note that the Fleck factor induces a scattering term also depending on the matter temperature. This case illustrates the behavior of the method in a circumstance where the scattering values belong to different regimes. The results are presented in figure 3. The comparison with reference results shows good physical agreement, independent of the collision regime : moreover the number of events per particle is substantially reduced (by a factor 1000, cf. right axis in the right plot of figure 3), together with the computation time. Moreover, we notice that the computation time is no longer strictly proportional to the number of events as for the IMC classic method, which indicates that with this new method, the particle displacement phase is no longer the limiting phase in the computation time, but the treatment carried out between each tracking phase (emission and regulation of the particles for example) becomes important (the time increases with the number of particles remaining at the end of the iteration).

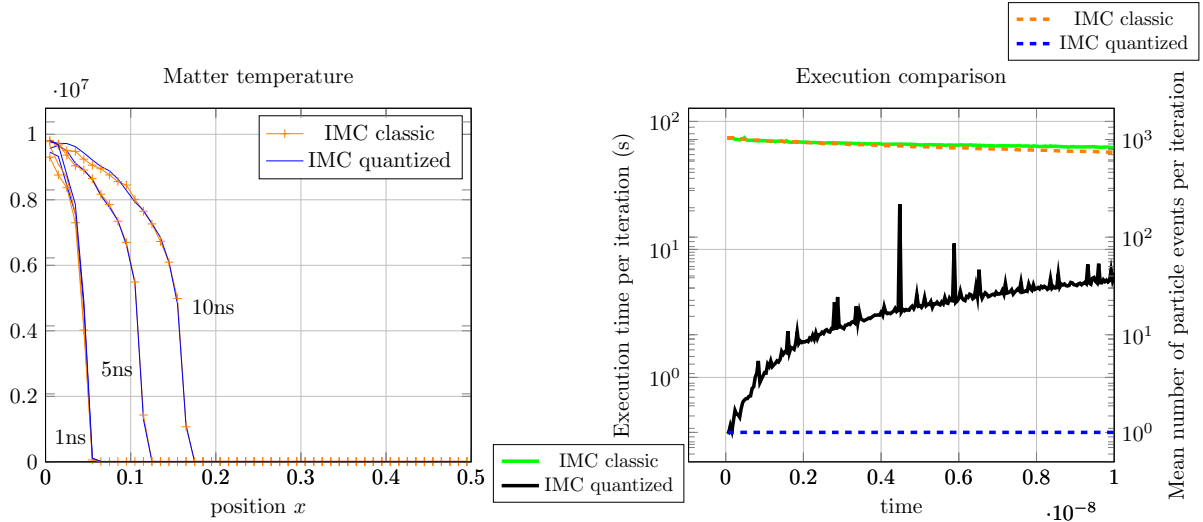


FIG. 3. *Results of the simulation described in III B (multi-regime physics, temperature dependent opacity). The number of events per particle for the Quantization Monte Carlo is reduced with respect to the reference while keeping the physical properties of the solution. **Left image** : temperature profile for the times 1ns, 5ns and 10ns. **Right image dashed lines, right axis** : mean number of particle events per iteration for the classical Monte Carlo trajectory compared with the quantized simulation; **Right image solid lines, left axis** : execution time per iteration for the two procedures. All plots refer to the same simulations.*

IV. CONCLUSION

We introduce the Quantization Monte Carlo method to solve a computationally intensive multi-regime thermal radiative transport equation within an unifying framework. The method is independent on any random walk assumptions to treat the high collision regime and relies on a offline computation followed by online sampling from a database. We check empirically that the smoothness assumptions underlying the method are, for the applications considered, of satisfactory quality; we next test the approach on a 1D benchmark and obtain physically coherent results while improving the computational time. This opens the perspective of future work on more complicated geometries and higher dimensional settings and beyond the 'gray' and isotropic approximation ¹ for the transport equations.

¹ Although this is not the focus of the present paper which works under the isotropic scattering approximation, using frequency groups could increase the memory requirements if the scattering is not isotropic any more. However if the scattering remains isotropic, it seems to us that the frequency of each particle will only relate to the σ parameter whose range is fully considered in the dataset; so in this case the memory requirement will not necessarily increase. On the other hand the presence of multiple frequencies may induce some loss of precision which could necessitate to enlarge the dataset; the exact balance has to be fully asserted in upcoming works.

ACKNOWLEDGMENTS

L.L. and G.T. acknowledge the support from their institutions.

- [1] G C Pomraning. *Equations of Radiation Hydrodynamics*. Pergamon Press, New York, 1983.
- [2] A.G.R. Thomas, M. Tzoufras, A.P.L. Robinson, R.J. Kingham, C.P. Ridgers, M. Sherlock, and A.R. Bell. A review of Vlasov-Fokker-Planck numerical modeling of inertial confinement fusion plasma. *Journal of Computational Physics*, 231(3):1051–1079, 2012. Special Issue: Computational Plasma Physics.
- [3] S. Atzeni, A. Schiavi, F. Califano, F. Cattani, F. Cornolti, D. Del Sarto, T.V. Liseykina, A. Macchi, and F. Pegoraro. Fluid and kinetic simulation of inertial confinement fusion plasmas. *Computer Physics Communications*, 169(1):153–159, 2005. Proceedings of the Europhysics Conference on Computational Physics 2004.
- [4] P. Eriksson, S.A. Buehler, C.P. Davis, C. Emde, and O. Lemke. Arts, the atmospheric radiative transfer simulator, version 2. *Journal of Quantitative Spectroscopy and Radiative Transfer*, 112(10):1551–1558, 2011.
- [5] Ulrich M. Noebauer and Stuart A. Sim. Monte Carlo radiative transfer. *Living Reviews in Computational Astrophysics*, 5(1):1, June 2019.
- [6] John I Castor. *Radiation Hydrodynamics*. Cambridge University Press, 2004.
- [7] Dimitri Mihalas and Barbara Weibel-Mihalas. *Foundations of radiation hydrodynamics*. Courier Corporation, 1999.
- [8] Y.B. Zel’dovich and Y.P. Raizer. *Physics of Shock Waves and High-temperature Hydrodynamic Phenomena*. Academic Press, 1966-1967.
- [9] B Lapeyre, É Pardoux, and R Sentis. *Introduction to Monte-Carlo Methods for Transport and Diffusion Equations*. Oxford University Press, July 2003.
- [10] J. D. Densmore, T. J. Urbatsch, T. M. Evans, and M. W. Buksas. Discrete Diffusion Monte Carlo for grey Implicit Monte Carlo simulations. Technical report, Los Alamos National Laboratory, 2005.
- [11] E. W. Larsen. Diffusion theory as an asymptotic limit of transport theory for nearly critical systems with small mean free paths. *Annals of Nuclear Energy*, 7(4-5):249–255, 1980.
- [12] J.A. Fleck and J.D. Cummings. An implicit Monte Carlo scheme for calculating time and frequency dependent nonlinear radiation transport. *Journal of Computational Physics*, 8(3):313 – 342, 1971.

- [13] E. D. Brooks III. Symbolic Implicit Monte Carlo. *Journal of Computational Physics*, 83(2):433–446, 1989.
- [14] J.A. Fleck and E.H. Canfield. A random walk procedure for improving the computational efficiency of the implicit Monte Carlo method for nonlinear radiation transport. *Journal of Computational Physics*, 54(3):508–523, 1984.
- [15] J. Giorla and R. Sentis. A random walk method for solving radiative transfer equations. *Journal of Computational Physics*, 70(1):145–165, 1987.
- [16] N.A. Gentile. Implicit Monte Carlo diffusion - an acceleration method for Monte Carlo time-dependent radiative transfer simulations. *Journal of Computational Physics*, 172(2):543–571, 2001.
- [17] J. D. Densmore, Todd J. Urbatsch, T. M. Evans, and M. W. Buksas. A hybrid transport-diffusion method for Monte Carlo radiative-transfer simulations. *Journal of Computational Physics*, 222:485–503, 2007.
- [18] G.C. Pomraning and G.M. Foglesong. Transport-diffusion interfaces in radiative transfer. *Journal of Computational Physics*, 32(3):420–436, 1979.
- [19] J-F. Clouët and G. Samba. A Hybrid Symbolic Monte-Carlo method for radiative transfer equations. *Journal of Computational Physics*, 188(1):139–156, 2003.
- [20] Knut Stamnes and Roy A Swanson. A new look at the discrete ordinate method for radiative transfer calculations in anisotropically scattering atmospheres. *Journal of Atmospheric sciences*, 38(2):387–399, 1981.
- [21] Curtis D Mobley, Lydia K Sundman, Curtiss O Davis, Jeffrey H Bowles, Trijntje Valerie Downes, Robert A Leathers, Marcos J Montes, William Paul Bissett, David DR Kohler, Ruth Pamela Reid, et al. Interpretation of hyperspectral remote-sensing imagery by spectrum matching and look-up tables. *Applied Optics*, 44(17):3576–3592, 2005.
- [22] Alexei Lyapustin, John Martonchik, Yujie Wang, Istvan Laszlo, and Sergey Korkin. Multiangle implementation of atmospheric correction (maiac): 1. radiative transfer basis and look-up tables. *Journal of Geophysical Research: Atmospheres*, 116(D3), 2011.
- [23] Luca Martino, Jorge Vicent, and Gustau Camps-Valls. Automatic emulator and optimized look-up table generation for radiative transfer models. In *2017 IEEE International Geoscience and Remote Sensing Symposium (IGARSS)*, pages 1457–1460. IEEE, 2017.
- [24] Michael F Modest and Sandip Mazumder. *Radiative heat transfer*. Academic press, 2021.
- [25] S. Graf and H. Luschgy. *Foundations of quantization for probability distributions*. Springer, 2007.

- [26] Laetitia Laguzet and Gabriel Turinici. Model free collision aggregation for the computation of escape distributions, 2024.
- [27] G. Turinici. Huber-energy measure quantization. *submitted*, 2022. arXiv:2212.08162, doi 10.48550/arXiv.2212.08162.
- [28] G. Turinici. Deep Conditional Measure Quantization, 2023. arXiv:2301.06907, doi 10.48550/arXiv.2301.06907.
- [29] R. Raghavan. Hitting time distributions for efficient simulations of drift-diffusion processes. *Engineering Reports*, 2(2):e12109, 2020.
- [30] J. Giorla and R. Sentis. Photonique Monte-Carlo dans les milieux opaques: méthodes de Fleck avec "RANDOM WALK". CEA-N 2423, Novembre 1984.
- [31] R. E. Marshak. Effect of Radiation on Shock Wave Behavior. *The Physics of Fluids*, 1(1):24–29, 1958.
- [32] R. G. McClarren and R. B. Lowrie. The effects of slope limiting on asymptotic-preserving numerical methods for hyperbolic conservation laws. *Journal of Computational Physics*, 227(23):9711 – 9726, 2008.
- [33] B.G. Carlson and G.I. Bell. Solution of the transport equation by the Sn method. Technical report, Los Alamos Scientific Lab., N. Mex., 1958.
- [34] L. Laguzet. Méthode locale pour l'échantionnage et la régulation des particules Monte-Carlo pour le transfert radiatif dans le code FCI2. CEA-R 6554, Janvier 2021.
- [35] L. Laguzet and G. Turinici. A cell-based population control of Monte Carlo particles for the global variance reduction for transport equations. *Journal of Computational Physics*, 467:111373, 2022.