

# Diameter of maximally symmetric compact Riemann surfaces

Huck Stepanyants,<sup>1,2,4\*</sup> Alan Beardon,<sup>3</sup> Jeremy Paton,<sup>1,2</sup>  
and Dmitri Krioukov<sup>1,2,4,5\*</sup>

<sup>1</sup>Department of Physics, Northeastern University, Boston, 02115, Massachusetts, USA.

<sup>2</sup>Network Science Institute, Northeastern University, Boston, 02115, Massachusetts, USA.

<sup>3</sup>Department of Pure Mathematics and Mathematical Statistics, University of Cambridge, Cambridge, CB3 0WB, UK.

<sup>4</sup>Department of Mathematics, Northeastern University, Boston, 02115, Massachusetts, USA.

<sup>5</sup>Department of Electrical and Computer Engineering, Northeastern University, Boston, 02115, Massachusetts, USA.

\*Corresponding author(s). E-mail(s):

[stepanyants.j@northeastern.edu](mailto:stepanyants.j@northeastern.edu); [dima@northeastern.edu](mailto:dima@northeastern.edu);

## Abstract

Diameter is one of the most basic properties of a geometric object, while Riemann surfaces are one of the most basic geometric objects. Surprisingly, the diameter of compact Riemann surfaces is known exactly only for the sphere and the torus. For higher genres, only very general but loose upper and lower bounds are available. The problem of calculating the diameter exactly has been intractable since there is no simple closed-form expression for the distance between a pair of points on a high-genus surface. Here we prove that the diameter of the maximally symmetric Riemann surface of any genus greater than  $\mathbf{1}$  is equal to the radius of its fundamental polygon.

**Keywords:** Diameter, Riemann surfaces, hyperbolic manifolds

# 1 Introduction

A Riemann surface is any connected, one-dimensional complex manifold. According to the classification theorem of closed surfaces [1], any compact Riemann surface is homeomorphic to either the sphere or the connected sum of  $g$  tori, where  $g$  is the genus of the surface. Once equipped with a metric, a Riemann surface becomes a Riemannian manifold. The sphere ( $g = 0$ ) admits the spherical metric, the torus ( $g = 1$ ) admits the Euclidean metric, while the surfaces of genus  $g > 1$  admit the hyperbolic metric.

The diameter  $\mathcal{D}$  of a metric space is the maximum distance between a pair of points in it. Diameter is one of the most basic characteristics of any geometric object. Surprisingly, the diameter of compact Riemann surfaces is known exactly only for the sphere and the torus. The best results on the diameter of surfaces of genus  $g > 1$  are only loose lower and upper bounds in terms of the total surface area and the systole [2, 3]. The *systole* is the length of a shortest noncontractible loop on the surface.

Our main result is a proof of the following theorem:

**Theorem 1.** *The diameter of the maximally symmetric Riemann surface  $S_g$  of genus  $g > 1$  is  $\mathcal{D}_g = \operatorname{arccosh}(\cot^2(\pi/4g))$ .*

The definition of *maximally symmetric*  $S_g$  is in the next section. In particular,  $S_2$  is known as the Bolza surface [4], while  $S_g$  with  $g > 1$  are generalized Bolza surfaces [5]. A free particle moving along a geodesic on the Bolza surface was the first dynamical system proven rigorously to be chaotic [6]. The Bolza surface is also known to maximize the systole across all genus-2 surfaces [7]. Knowing the diameter of a surface, we can efficiently compute the distance between any pair of points on it, a result to be published elsewhere. Theorem 1 states that the Bolza surface has diameter  $\mathcal{D} = \operatorname{arccosh}(3 + 2\sqrt{2}) \approx 2.45$ .

We proceed by collecting all the necessary background information and definitions in Section 2. Section 3 contains the outline of the proof of Theorem 1 split into a sequence of theorems that we state in that section as well. We prove all those theorems in the concluding Section 4.

## 2 Background information and definitions

We use the Poincaré disk model of the hyperbolic plane  $\mathbb{H}^2$ . The isometries (distance-preserving maps) of  $\mathbb{H}^2$  are given by the matrices

$$\begin{bmatrix} a & \bar{c} \\ c & \bar{a} \end{bmatrix}, \quad a, c \in \mathbb{C}, \quad |a|^2 - |c|^2 = 1, \quad (1)$$

which form a subgroup of  $PSL(2, \mathbb{C})$ , the invertible  $2 \times 2$  complex matrices. The action of each matrix on a complex number  $z$  in the Poincaré

disk  $\mathbb{D} = \{z \in \mathbb{C} : |z| < 1\}$  is a fractional linear transformation:

$$\begin{bmatrix} a & \bar{c} \\ c & \bar{a} \end{bmatrix} (z) = \frac{az + \bar{c}}{cz + \bar{a}}. \quad (2)$$

A *Fuchsian group*  $\mathcal{F}$  is a discrete subgroup of  $PSL(2, \mathbb{C})$  that has an invariant disk in  $\mathbb{C}^\infty$ . Each  $\mathcal{F}$  defines a hyperbolic Riemann surface  $S$  which is the quotient surface  $S = \mathbb{H}^2/\mathcal{F}$ . A *fundamental domain* is an open, connected set in  $\mathbb{H}^2$  that contains at most one representative of each point on  $S$ , and whose closure contains at least one representative of each point on  $S$  [1]. A fundamental domain and its images under the actions of  $\mathcal{F}$  tessellate  $\mathbb{H}^2$ .

Since points on a quotient surface  $S$  are cosets in  $\mathbb{H}^2/\mathcal{F}$ , the distance between two points (cosets)  $[z] = \mathcal{F}z, [w] = \mathcal{F}w$  on  $S$  is given by

$$\delta^*([z], [w]) = \min\{\delta(z', w'), z' \in [z], w' \in [w]\}, \quad (3)$$

where  $\delta(z, w)$  denotes the distance in  $\mathbb{H}^2$ . The diameter  $\mathcal{D}$  of  $S$  is the largest distance between two points on  $S$ .

The best results on the diameters of Riemann surfaces of genus  $g > 1$  are as follows. It was shown in [3] that for any such surface, the following inequalities hold, where  $\ell$  is the systole,  $A$  is the total area of the surface, and  $\mathcal{D}$  is the diameter:

$$2\ell \sinh(\mathcal{D}) \geq A, \text{ and} \quad (4)$$

$$2 \sinh(\ell/4)\mathcal{D} \leq A. \quad (5)$$

In [2] it was shown that

$$4 \cosh(\ell/2) \leq 3 \cosh(\mathcal{D}) - 1. \quad (6)$$

And another lower bound exists in terms of the area alone [8]:

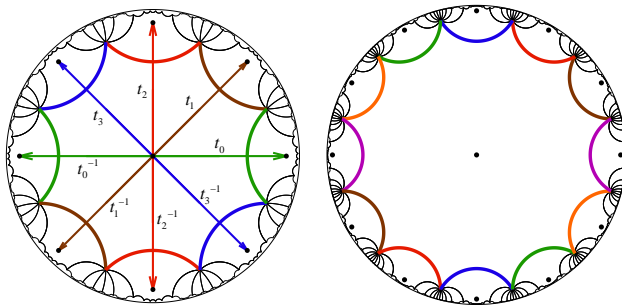
$$2\pi(\cosh \mathcal{D} - 1) \geq A, \quad (7)$$

which leads to the following lower bound in terms of the genus:

$$\cosh \mathcal{D} \geq 2g - 1. \quad (8)$$

All of the above results hold in general for any Riemann surface, as well as other related spectral results [9–11]. In contrast, our result is much more precise, but holds only for the *maximally symmetric* surfaces  $S_g$ .

We define the *maximally symmetric* surface of genus  $g$  to be the surface obtained by identifying (“gluing”) the opposite sides of the regular  $4g$ -gon with



**Fig. 1** Left: The Bolza surface ( $S_2$ ) and its “gluing” scheme. Sides that are identified in the quotient space are labeled with the same color, and the arrows represent the actions of the generators  $\{t_k\}$  and their inverses on the fundamental polygon. Right:  $S_3$  and its gluing scheme.

interior angles  $\pi/2g$ , Fig. 1, whose side length  $s$  and radius  $R$  satisfy [12]

$$\cosh\left(\frac{s}{2}\right) = \cosh R = \cot^2\left(\frac{\pi}{4g}\right), \quad (9)$$

and whose vertices  $\{v_k\}$  are evenly spaced at distance  $R$  from the origin:

$$v_k = \tanh(R/2) e^{(k-\frac{1}{2})\frac{\pi i}{2g}}, \quad k = 0, 1, \dots, 4g - 1. \quad (10)$$

This surface  $S_g$  is the quotient surface  $\mathbb{H}^2/\mathcal{F}_g$ , where  $\mathcal{F}_g$  is the Fuchsian group generated by the following  $2g$  generators and their inverses:

$$t_k = \begin{bmatrix} 1 & \tanh\left(\frac{s}{2}\right) e^{\frac{k\pi i}{2g}} \\ \tanh\left(\frac{s}{2}\right) e^{-\frac{k\pi i}{2g}} & 1 \end{bmatrix}, \quad k = 0, 1, \dots, 2g - 1, \quad (11)$$

These generators glue the opposite sides of the polygon by mapping it to its edge-adjacent polygons in the tessellation as shown in Fig. 1. By Poincaré’s theorem [1], the interior of the polygon is a fundamental domain of  $S_g$ , while the polygon itself is called the *fundamental polygon*. The maximally symmetric surface  $S_2$  of genus 2 is the well-known Bolza surface [4], while the maximally symmetric surfaces with  $g > 2$  are generalized Bolza surfaces [5].

Our main result is the exact diameter of the maximally symmetric surface  $S_g$  of genus  $g > 1$ , Theorem 1, which in view of Eq. (9) can be restated as:

**Theorem 1.**  $\mathcal{D}_g = R$ .

The problem of finding the diameter is not trivial thanks to the definition of the distance in Eq. (3), involving a nontrivial subset of the symmetries of the surface. Our proof of the main result, which we outline in the following

section, is a combination of geometric and algebraic techniques. Specifically, we use some geometric symmetries of  $S_g$  to simplify the problem, and algebra to compute the optimal distances.

### 3 Proof strategy

We first observe that every vertex of the fundamental polygon represents the same point in the quotient space; we will call this point the *quotient vertex*,  $[v] \in S_g$ . Similarly, we define  $[0]$  as the point in the quotient space to which the origin maps. For an arbitrary point  $z$  in the Poincaré disk, let  $d_0(z)$  and  $d_v(z)$  denote the quotient distances from  $[z]$  to  $[0]$  and  $[v]$ , respectively.

The proof of Theorem 1 will be broken into several smaller, sequential theorems. First, we will show that  $\delta^*([0], [v]) = R$ , thus proving the following theorem:

**Theorem 2.** *The diameter  $\mathcal{D}_g$  of  $S_g$  is at least  $R$ ,  $\mathcal{D}_g \geq R$ .*

The remaining theorems are aimed at proving  $\mathcal{D}_g \leq R$ , or equivalently,  $\delta^*([z], [w]) \leq R$  for every pair of points  $[z], [w]$  in the quotient space. The symmetry of  $S_g$  allows us to make several simplifying assumptions about  $[z]$  and  $[w]$  without loss of generality.

The symmetries of the quotient surface  $S_g$  are isometric bijections that map  $S_g$  to itself. In the Poincaré disk  $\mathbb{D}$ , these symmetries can be thought of as the subgroup of isometries  $\phi$  of  $\mathbb{D}$  for which the projection  $\phi^*$  of  $\phi$  onto the quotient surface, given by

$$\phi^*([p]) = [\phi(p)], \quad (12)$$

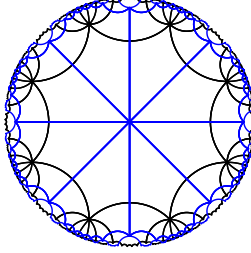
is well-defined and isometric. These properties are satisfied by all  $\phi$  for which the Fuchsian group  $\mathcal{F}_g$ , a subgroup of  $PSL(2, \mathbb{C})$ , is invariant under conjugation by  $\phi$ :  $\phi\mathcal{F}_g\phi^{-1} = \mathcal{F}_g$ . Indeed, for such  $\phi$  and any  $f, f_1, f_2 \in \mathcal{F}_g$  and  $p, p_1, p_2 \in \mathbb{D}$ , there exist  $f', f'_1, f'_2 \in \mathcal{F}_g$  such that

$$\phi^*([fp]) = [\phi f(p)] = [f'\phi(p)] = [\phi(p)] = \phi^*([p]), \text{ and} \quad (13)$$

$$\begin{aligned} \delta^*(\phi^*([p_1]), \phi^*([p_2])) &= \delta^*([\phi(p_1)], [\phi(p_2)]) = \\ &= \min\{\delta(f_1\phi(p_1), f_2\phi(p_2)), f_1, f_2 \in \mathcal{F}_g\} = \\ &= \min\{\delta(\phi f'_1(p_1), \phi f'_2(p_2)), f'_1, f'_2 \in \mathcal{F}_g\} = \\ &= \min\{\delta(f'_1(p_1)), \delta(f'_2(p_2)), f'_1, f'_2 \in \mathcal{F}_g\} = \\ &= \delta^*([p_1], [p_2]), \end{aligned} \quad (14)$$

so  $\phi$  is well-defined and an isometry.

The simplest such isometries are the elements of  $\mathcal{F}_g$ . Indeed, for  $\phi \in \mathcal{F}_g$  we have  $\phi\mathcal{F}_g\phi^{-1} = \mathcal{F}_g$ . In this case,  $\phi^*$  is simply the identity function on  $S_g$ . Therefore,  $S_g$  is symmetric under actions by elements of  $\mathcal{F}_g$ .



**Fig. 2** The dual tessellation (blue) overlaid against the original tessellation (black) in the case  $g = 2$ .

Another subgroup of isometries of  $\mathbb{D}$  that are symmetries of  $S_g$  are rotations of  $\mathbb{D}$  by  $\pi/4g$ . Although this fact is evident from the definition of  $S_g$  in Section 2, we give its formal proof in Section 4.

The final and most complicated subgroup of symmetries of  $S_g$  that we will need is its *dual symmetries*. We define them with the aid of new fundamental polygons that we call the *dual polygons*, and the corresponding *dual tessellation* of  $\mathbb{H}^2$ . Dual polygons are formed by joining by geodesics the centers of the  $4g$  polygons around the vertices in the original tessellation, Fig. 2. We will prove the following proposition:

**Proposition 1.** *Let  $\phi$  be any isometry of  $\mathbb{D}$  that maps the fundamental polygon to any of its dual polygons. Then the projection  $\phi^* : S_g \rightarrow S_g$  given by*

$$\phi^*([z]) = [\phi(z)] \quad (15)$$

*is well-defined and is an isometric automorphism of  $S_g$ . In particular, dual polygons are fundamental polygons.*

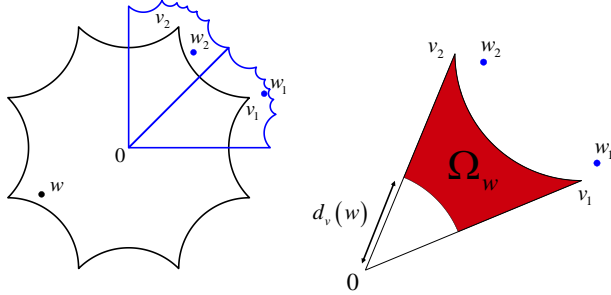
The rotational and dual symmetries of  $S_g$  allow us to reduce drastically the set of all the possibilities of where the pairs of points  $z$  and  $w$  can lie to the following subset:

**Proposition 2.** *To prove Theorem 1, it suffices to consider only the pairs of points  $z$  and  $w$  satisfying the following conditions:*

1.  $z$  lies in triangle  $T = \Delta O v_1 v_2$ , Fig. 3,
2.  $d_0(z) \geq d_v(w)$ ,
3.  $d_v(w) \leq s/2$ .

Assuming, thanks to Prop. 2, that the first point  $z$  lies in the triangle  $T$  with vertices  $O, v_1, v_2$ , let  $w_1, w_2 \in [w]$  be the two dual-tessellation representatives of  $[w]$  lying in the two dual polygons centered at  $v_1, v_2$ , respectively, Fig. 3. To prove our desired result  $\delta^*([z], [w]) \leq R$ , it suffices to show that

$$\min[\delta(z, w_1), \delta(z, w_2)] \leq R, \quad (16)$$



**Fig. 3** Left: The representatives  $w_1$  and  $w_2$  of  $[w]$  in the dual tessellation in the  $g = 2$  case. They are images of  $w$  in the dual polygons centered at  $v_1$  and  $v_2$ . Right: The domain  $\Omega_w$  is the set of points  $z$  satisfying the conditions in Prop. 2 for a given point  $w$ .

simply because

$$\delta^*([z], [w]) = \min\{\delta(z', w'), z' \in [z], w' \in [w]\} \leq \min[\delta(z, w_1), \delta(z, w_2)]. \quad (17)$$

Before we prove Eq. (16) using algebra, we take one final step to reduce the number of possibilities in locations of  $z, w$  to consider. Given  $w$  such that  $d_v(w) \leq s/2$ , we define the domain  $\Omega_w$  as the set of all  $z \in T$  for which  $z$  and  $w$  meet the conditions listed in Prop. 2, Fig. 3. We will prove the following:

**Theorem 3.** *Given  $w$  for which  $d_v(w) \leq s/2$ , the function*

$$f(z) = \min[\delta(z, w_1), \delta(z, w_2)]$$

*attains its global maximum over the domain  $\Omega_w$  on its boundary  $\partial\Omega_w$ .*

This theorem allows us to reduce the possibilities for the location of  $z$  even further, to include only the points on the boundary of  $\Omega_w$ .

The final step in the proof of Theorem 1 is to show that Eq. (16) holds for all of the  $z, w$  pairs satisfying all the conditions above:

**Theorem 4.** *Given  $w$  for which  $d_v(w) \leq s/2$ , for  $\forall z \in \partial\Omega_w$  we have*

$$\min[\delta(z, w_1), \delta(z, w_2)] \leq R.$$

Thus we will have shown that  $\mathcal{D}_g \leq R$ , and the combination of this result with that of Theorem 2 proves Theorem 1.

The next section contains the complete proofs of all the theorems and propositions above.

## 4 Proofs

**Theorem 2.** *The diameter  $\mathcal{D}_g$  of  $S_g$  is at least  $R$ ,  $\mathcal{D}_g \geq R$ .*

**Proof:** Take  $[z] = [0]$  and  $[w] = [v]$ . We will show that  $\delta^*([0], [v]) = R$ , from which the theorem follows immediately. For this, we use that the fundamental polygon  $P$  is also the Dirichlet polygon of  $[0]$ ,

$$D_0 = \{p \mid \delta(0, p) < \delta(f(0), p) \text{ for } \forall f \in \mathcal{F}_g, f \neq I\}. \quad (18)$$

where  $I$  is the identity. To see this, first note that points  $p$  on the geodesic segment  $\overline{v_i v_{i+1}}$  satisfy  $\delta(0, p) = \delta(t_i(0), p)$  owing to the symmetry of the fundamental polygon. Next, denote by  $H_i$  the half-plane bounded by this line and containing 0. Then

$$D_0 = \{p \mid \delta(0, p) < \delta(f(0), p) \text{ for } \forall f \in \mathcal{F}_g, f \neq I\} \subseteq \{\delta(0, p) < \delta(t_i(0), p), 0 \leq i < 4g\} = \bigcap_{0 \leq i < 4g} H_i, \quad (19)$$

and the last expression is just  $P$ , thus  $D_0 \subseteq P$ . Since Dirichlet polygons are fundamental polygons, which all have the same hyperbolic area (Theorem 9.1.3 in [1]), we have  $\text{area}(D_0) = \text{area}(P)$  and conclude  $D_0 = P$ .

Now, since the elements of  $[v]$  contained in  $P$ , which are just the  $v_i$ , are the closest  $v$ -images to 0 and lie a distance  $R$  from 0, we have  $\delta^*([0], [v]) = R$ . Therefore  $\mathcal{D}_g \geq R$ .

**Proposition 1.** *Let  $\phi$  be any isometry of  $\mathbb{D}$  that maps the fundamental polygon to any of its dual polygons. Then the projection  $\phi^* : S_g \rightarrow S_g$  given by*

$$\phi^*([z]) = [\phi(z)] \quad (20)$$

*is well-defined and is an isometric automorphism of  $S_g$ . In particular, dual polygons are fundamental domains.*

**Proof:** First we will show the rotational symmetry of the quotient surface. It suffices to show that  $\theta\mathcal{F}_g\theta^{-1} = \mathcal{F}_g$  by the argument given in Sec. 3, where  $\theta$  is the counterclockwise rotation of  $\mathbb{D}$  by  $\pi/2g$ . We will use the property of the generators of  $\mathcal{F}_g$  that  $\theta t_i \theta^{-1} = t_{i+1}$  for all  $i$ , and the fact which follows from elementary group theory that  $\theta\mathcal{F}_g\theta^{-1} = \mathcal{F}_g$  if and only if  $\theta\mathcal{F}_g\theta^{-1} \subseteq \mathcal{F}_g$ . We further note that it suffices to show  $\theta t_i \theta^{-1} \subseteq \mathcal{F}_g$  for  $\forall i$ , since this implies for  $\forall f = t_{i_1} t_{i_2} \cdots t_{i_k} \in \mathcal{F}_g$  that

$$\theta f \theta^{-1} = \theta t_{i_1} t_{i_2} \cdots t_{i_k} \theta^{-1} = (\theta t_{i_1} \theta^{-1})(\theta t_{i_2} \theta^{-1}) \cdots (\theta t_{i_k} \theta^{-1}) \in \mathcal{F}_g. \quad (21)$$

For an arbitrary generator  $t_i \in \mathcal{F}_g$  we have

$$\theta t_i \theta^{-1} = t_{i+1} \in \mathcal{F}_g, \quad (22)$$

and therefore  $\theta\mathcal{F}_g\theta^{-1} = \mathcal{F}_g$ . It follows that the isometry  $\theta^*$ , given by  $\theta^*([p]) = [\theta(p)]$  for points  $[p]$  on the quotient surface, is a well-defined isometry and therefore a symmetry of the quotient surface.



Next, we will show the same for  $\phi^*$ . Suppose that  $\phi$  maps the fundamental polygon to the dual polygon  $D$  centered at the vertex  $v$ . Then for any generator  $t_i$ , the map  $t'_i = \phi t_i \phi^{-1}$  maps  $D$  to one of its neighboring dual polygons centered at vertex  $v'$ , such that  $t'(v) = v'$  and  $t'$  fixes the geodesic line between  $v$  and  $v'$ .

Now, choose  $h \in \mathcal{F}_g$  that maps  $v$  to  $v'$ . We will be done if we can show  $t' = h$ , since this implies  $t' \in \mathcal{F}_g$  as desired. Since  $h$  is orientation-preserving, we can write it as a product of  $t'$  and an arbitrary rotation by  $\alpha$  around  $v'$ . Then  $h^{-1}$  is the product of  $(t')^{-1}$  and a rotation by  $-\alpha$  around  $v$ . Pick one of the representatives of the fundamental polygon that has  $\overline{vv'}$  as an edge, such that the directed line segment  $\overline{vv'}$  is oriented counterclockwise along the polygon boundary. Then by the rotational symmetry of  $\mathcal{F}_g$ , every similar element of  $\mathcal{F}_g$  that maps a vertex to its neighbor in the counterclockwise direction has the same form, a translation followed by a rotation by  $\alpha$ . Similarly, such maps in the clockwise direction are translations followed by rotations by  $-\alpha$ .

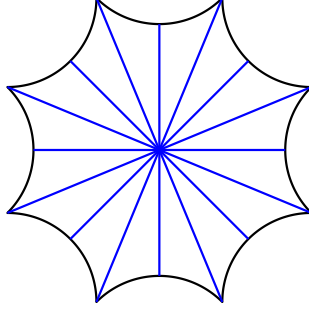
However, we could have chosen the other polygon that has edge  $\overline{vv'}$  in the clockwise orientation, and drawn the same conclusions above with the orientations reversed. So we are forced to conclude  $\alpha = -\alpha$ , thus either  $\alpha = 0$  or  $\alpha = \pi$ . But  $h$  cannot have fixed points, and if  $\alpha = \pi$  then  $h$  fixes the midpoint between  $v$  and  $v'$ , hence  $\alpha = 0$ , so  $t' = h$ . Therefore  $\phi \mathcal{F} \phi^{-1} = \mathcal{F}$ , so  $\phi^*$  is a symmetry of the quotient surface.

**Proposition 2.** *To prove Theorem 1, it suffices to consider only the pairs of points  $z$  and  $w$  satisfying the following conditions:*

1.  $z$  lies in triangle  $T = \Delta 0v_1v_2$ , Fig. 3,
2.  $d_0(z) \geq d_v(w)$ ,
3.  $d_v(w) \leq s/2$ .

**Proof:** For pairs  $z, w$  that do not meet at least one of the conditions above, our strategy will be to find another pair  $z', w'$  that do meet the conditions, such that  $\delta(z, w) = \delta(z', w')$ . Then the diameter of  $S_g$ , which is the maximum of  $\delta$  over all  $z, w$ , is equal to the maximum of  $\delta$  over just the  $z, w$  which satisfy the conditions above, so it will suffice to consider only those pairs.

Starting with an arbitrary pair  $z, w$ , let  $\phi$  be any of the isometries from the fundamental polygon to a dual polygon, and  $\phi^*$  the corresponding isometry of the quotient surface. Note that  $\phi^*$  takes  $[0] \rightarrow [v]$  and  $[v] \rightarrow [0]$ . Therefore  $d_0(\phi(p)) = d_v(p)$  and  $d_v(\phi(p)) = d_0(p)$  for points  $p \in \mathbb{D}$ . Now, for the given  $z, w$  consider the four quantities  $d_0(z), d_v(z), d_0(w), d_v(w)$ . We can divide the fundamental polygon into  $8g$  congruent isosceles triangles (Fig. 4) each with a vertex at  $0$ , one vertex at some  $v_i$ , and one vertex at the midpoint of an edge of the polygon, and side lengths  $R, s/2, s/2$ . Since  $z$  lies in one of these isosceles triangles, we have  $d_0(z) + d_v(z) \leq s/2 + s/2 = s$ , and similarly for  $w$ .



**Fig. 4** Division of the fundamental polygon into  $8g$  isosceles triangles for  $g = 2$ .

It follows that

$$M = \min\{d_0(z), d_v(z), d_0(w), d_v(w)\} \leq s/2. \quad (23)$$

We now consider four cases, and in each case construct  $z', w'$  for which conditions (2) and (3) are satisfied and  $\delta(z', w') = \delta(z, w)$ .

1.  $M = d_0(z)$ . Let  $z' = \phi(w)$  and  $w' = \phi(z)$ . Then

$$d_0(z') = d_v(w) \geq d_0(z) = d_v(w') \text{ and} \quad (24)$$

$$d_v(w') = d_0(z) \leq s/2. \quad (25)$$

2.  $M = d_v(z)$ . Let  $z' = w$  and  $w' = z$ . Then

$$d_0(z') = d_0(w) \geq d_v(z) = d_v(w') \text{ and} \quad (26)$$

$$d_v(w') = d_v(z) \leq s/2. \quad (27)$$

3.  $M = d_0(w)$ . Let  $z' = \phi(z)$  and  $w' = \phi(w)$ . Then

$$d_0(z') = d_v(z) \geq d_0(w) = d_v(w') \text{ and} \quad (28)$$

$$d_v(w') = d_0(w) \leq s/2. \quad (29)$$

4.  $M = d_v(w)$ . Let  $z' = z$  and  $w' = w$ . Then

$$d_0(z') = d_0(z) \geq d_v(w) = d_v(w') \text{ and} \quad (30)$$

$$d_v(w') = d_v(w) \leq s/2. \quad (31)$$

We have already shown the rotational symmetry of  $S_g$  in the proof of Prop. 1. Starting with  $z', w'$  and rotating a sufficient number of times by  $\pi/2g$ , we can place  $z'$  in  $T$ . Furthermore, since rotations map vertices to vertices and fix 0, they preserve the quantities  $d_0(z'), d_v(z'), d_0(w'), d_v(w')$ , so the rotated  $z', w'$  now satisfy all three conditions.

**Theorem 3.** Given  $w$  for which  $d_v(w) \leq s/2$ , the function

$$f(z) = \min[\delta(z, w_1), \delta(z, w_2)]$$

attains its global maximum over the domain  $\Omega_w$  on its boundary  $\partial\Omega_w$ .

**Proof:** Since  $f(z)$  is continuous and bounded on the compact region  $\Omega_w \cup \partial\Omega_w$ ,  $f(z)$  attains a global maximum on this region.

Let  $M$  denote the midline of  $w_1$  and  $w_2$  (the locus of points equidistant from  $w_1$  and  $w_2$ , also the perpendicular bisector of the geodesic segment  $\overline{w_1 w_2}$ ). Then  $M$  divides  $\Omega_w$  into some set of open regions,  $\{S_i\}$ . We will first show that for any  $i$  and  $z_0 \in S_i$ ,  $z_0$  cannot be a global maximum of  $f(z)$ .

Inside  $S_i$  we have  $\delta(z, w_1) \neq \delta(z, w_2)$ , and therefore either  $\delta(z, w_1) < \delta(z, w_2)$  or  $\delta(z, w_2) < \delta(z, w_1)$ . Assume without loss of generality that  $\delta(z, w_1) < \delta(z, w_2)$ . Then  $f(z_0) = \delta(z_0, w_1)$  and  $f(z) = \delta(z, w_1)$  in some open set around  $z_0$ . Therefore, we can always increase the value of  $f$  by moving  $z_0$  in some suitable direction (away from  $w_1$ ).

It remains to consider  $z_0 \in M \cap \Omega_w$ .  $M \cap \Omega_w$  is a union of segments  $\{M_i\}$  which lie in  $\Omega_w$  and have endpoints on  $\partial\Omega_w$ . Take  $z_0 \in M_i$ . In this case we also have  $f(z_0) = \delta(z_0, w_1)$ . It suffices to show that  $\delta(z, w_1)$  is maximized at one of the endpoints of  $M_i$ . However, this is a well-known result on the distance from points to line segments (see Theorem 2.2 in [13]). Since these endpoints are on  $\partial\Omega_w$ , we have shown that the global maximum of  $f(z)$  is attained on  $\partial\Omega_w$ .

**Theorem 4.** Given  $w$  for which  $d_v(w) \leq s/2$ , for  $\forall z \in \partial\Omega_w$  we have

$$\min[\delta(z, w_1), \delta(z, w_2)] \leq R.$$

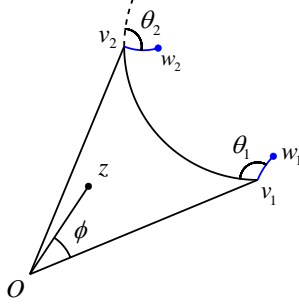
**Proof:** We abbreviate  $a = d_0(z)$ ,  $b = d_v(w)$ ,  $R' = \tanh\left(\frac{R}{2}\right)$ , and  $s' = \tanh\left(\frac{s}{4}\right)$ .

**CASE I:** We look at the radial segments of  $\partial\Omega_w$  first, see Fig. 3, right. For  $z$  on  $\overline{0v_0}$ , consider the triangle with vertices  $z$ ,  $v_0$ , and  $w_1$  and side lengths  $b$ ,  $\delta(z, w_1)$ , and  $R - a$ , respectively. By the triangle inequality,

$$\begin{aligned} b + (R - a) &\geq \delta(z, w_1) \Rightarrow \\ \delta(z, w_1) &\leq R - (a - b) \leq R, \end{aligned} \tag{32}$$

and a similar argument for  $z$  on  $\overline{0v_2}$  gives  $\delta(z, w_2) \leq R$ , so that in either case  $\min[\delta(z, w_1), \delta(z, w_2)] \leq R$ .

**CASE II:** Next we consider the circular arc of radius  $b$  centered at the origin (Fig. 3, right). For  $z$  on this arc we have  $a = b$ . Let  $\phi$  denote the angle between  $\overline{0z}$  and  $\overline{0v_1}$ , so that  $\phi \in \left[0, \frac{\pi}{2g}\right]$ . Let  $\theta_1$  denote the angle between  $\overline{v_1 w_1}$  and  $\overline{v_1 v_2}$ , and  $\theta_2$  denote the angle between  $\overline{v_2 w_2}$  and the extension of  $\overline{v_1 v_2}$ , Fig. 5.



**Fig. 5** Illustration of  $z$ ,  $w_1$ , and  $w_2$ , and angles  $\phi$ ,  $\theta_1$ ,  $\theta_2$ .

We have the constraint  $\theta_1 = \theta_2$ , i.e.  $w_1$  and  $w_2$  make the same angle with the axis  $\overline{v_1 v_0}$ , which is a consequence of Prop. 1. Now, we assume that  $\delta(z, w_1) > R$  and  $\delta(z, w_2) > R$  and seek a contradiction. Using the hyperbolic sine and cosine theorems to calculate the distances, we get after some algebra

$$\begin{aligned} \delta(z, w_1) > R &\Leftrightarrow \\ (1 + R'^2) - 2R' \coth a \left[ \cos \left( \theta_1 + \frac{\pi}{4g} \right) + \cos \phi \right] + \\ \cos \left( \theta_1 + \phi + \frac{\pi}{4g} \right) + R'^2 \cos \left( \theta_1 - \phi + \frac{\pi}{4g} \right) &> 0, \end{aligned} \quad (33)$$

and a similar equation arises from  $\delta(z, w_2) > R$ . Solving Eq. (33) yields

$$\frac{\cos \left( \frac{\theta_1 + \phi}{2} + \frac{\pi}{8g} \right)}{\sin \left( \frac{\theta_1 - \phi}{2} + \frac{\pi}{8g} \right)} \in \left( -\infty, R' \tanh \left( \frac{a}{2} \right) \right) \cup \left( \frac{R'}{\tanh \left( \frac{a}{2} \right)}, \infty \right). \quad (34)$$

Notice that  $R' \tanh \left( \frac{a}{2} \right)$  is an increasing function of  $a$ , while  $\frac{R'}{\tanh \left( \frac{a}{2} \right)}$  is a decreasing function of  $a$ , so it suffices to consider the case where  $a$  is maximal,  $a = \frac{\pi}{2}$ . Plugging this in gives

$$\frac{\cos \left( \frac{\theta_1 + \phi}{2} + \frac{\pi}{8g} \right)}{\sin \left( \frac{\theta_1 - \phi}{2} + \frac{\pi}{8g} \right)} \in \left( -\infty, R' s' \right) \cup \left( \frac{R'}{s'}, \infty \right). \quad (35)$$

Solving for  $\alpha = \theta_1 - \phi + \frac{\pi}{4g}$  gives

$$\tan \left( \frac{\alpha}{2} \right) \in \left( \frac{\cos \phi - R'/s'}{\sin \phi}, \frac{\cos \phi - R' s'}{\sin \phi} \right). \quad (36)$$

A similar analysis of the second inequality,  $\delta(z, w_2) > R$  using  $\theta_1 = \theta_2$  gives

$$\tan\left(\frac{\alpha}{2}\right) \in \left(-\infty, \frac{\sin\left(\frac{\pi}{2g} - \phi\right)}{\cos\left(\frac{\pi}{2g} - \phi\right) - R'/s'}\right) \cup \left(\frac{\sin\left(\frac{\pi}{2g} - \phi\right)}{\cos\left(\frac{\pi}{2g} - \phi\right) - R'\ell'}, \infty\right). \quad (37)$$

However, since the inequalities

$$\frac{\cos\phi - R'/s'}{\sin\phi} \leq \frac{\sin\left(\frac{\pi}{2g} - \phi\right)}{\cos\left(\frac{\pi}{2g} - \phi\right) - R'/s'} \quad (38)$$

and

$$\frac{\cos\phi - R's'}{\sin\phi} \geq \frac{\sin\left(\frac{\pi}{2g} - \phi\right)}{\cos\left(\frac{\pi}{2g} - \phi\right) - R'\ell'} \quad (39)$$

have no solutions in  $\phi \in \left[0, \frac{\pi}{2g}\right]$ , the sets in Eqs. (36,37) are disjoint, and we conclude that the system

$$\begin{cases} \delta(z, w_1) > R \\ \delta(z, w_2) > R \end{cases} \quad (40)$$

has no solutions, so  $\min[\delta(z, w_1), \delta(z, w_2)] \leq R$ .

**CASE III:** Finally, we consider  $z$  on the edge  $\overline{v_1v_2}$ . Let  $x = \delta(z, v_1)$  and  $\alpha = \angle v_2v_1w_1$  (Fig. 3, right). Applying the first hyperbolic law of cosines to triangle  $\Delta zv_1w_1$  gives

$$\cosh(\delta(z, w_1)) = \cosh b \cosh x - \sinh b \sinh x \cos \alpha. \quad (41)$$

Assuming for the sake of contradiction that  $\delta(z, w_1) > R$  and  $\delta(z, w_2) > R$ , then from the first inequality we find

$$\cosh b \cosh x - \sinh b \sinh x \cos \alpha > \cosh R, \quad (42)$$

which implies

$$\cos \alpha < \frac{\cosh b \cosh x - \cosh R}{\sinh b \sinh x}. \quad (43)$$

Similarly, the second inequality  $\delta(z, w_2) > R$  yields

$$\cos \alpha > \frac{\cosh R - \cosh b \cosh(s-x)}{\sinh b \sinh(s-x)}. \quad (44)$$

However, for inequalities (43) and (44) to have solutions in  $\alpha$ , we must have

$$\frac{\cosh b \cosh x - \cosh R}{\sinh b \sinh x} > \frac{\cosh R - \cosh b \cosh(s-x)}{\sinh b \sinh(s-x)}. \quad (45)$$

Simplifying yields

$$\cosh\left(\frac{s}{2}\right) \cosh\left(x - \frac{s}{2}\right) < \cosh b. \quad (46)$$

Notice that the right hand side is an increasing function of  $b$ , thus it suffices to disprove the inequality in the case where  $b$  is maximal,  $b = \frac{s}{2}$ . Plugging this in and simplifying the resulting inequality gives

$$\cosh\left(x - \frac{s}{2}\right) < 1, \quad (47)$$

which has no solutions in  $x$ . Therefore our assumption was false, so  $\min[\delta(z, w_1), \delta(z, w_2)] \leq R$ .

**Theorem 1.**  $\mathcal{D}_g = R$ .

**Proof:** We show that for  $\forall [z], [w]$ ,

$$\delta^*([z], [w]) \leq R. \quad (48)$$

By Prop. 2, it suffices to consider the case  $z \in \Delta_0 v_1 v_2$ ,  $d_0(z) \geq d_v(w)$ ,  $d_v(w) \leq s/2$ . Then by Theorem 3, for all such  $w$  the function  $f(z) = \delta^*([z], [w])$  defined on the domain  $\Omega_w$  attains a global maximum  $M$  on the boundary  $\partial\Omega_w$ , and by Theorem 4,  $M \leq R$ . This proves Eq. (48), and therefore  $\mathcal{D}_g \leq R$ . Then by Theorem 2,  $\mathcal{D}_g = R$ .

## ACKNOWLEDGEMENTS

We thank John Ratcliffe, Benson Farb, Marissa Loving, and Svetlana Katok for useful discussions and suggestions. This work was supported by NSF grant No. IIS-1741355.

## References

- [1] Beardon, A.F.: The Geometry of Discrete Groups. Springer, New York (2012). <https://doi.org/10.1007/978-1-4612-1146-4>

- [2] Balacheff, F., Despré, V., Parlier, H.: Systoles and Diameters of Hyperbolic Surfaces. <https://doi.org/10.48550/arXiv.2011.03455>
- [3] Chang, F.-R.: On the diameters of compact Riemann surfaces. Proceedings of the American Mathematical Society **65**(2), 274–276 (1977). <https://doi.org/10.2307/2041905>
- [4] Bolza, O.: On binary sextics with linear transformations into themselves. American Journal of Mathematics **10**(1), 47–70 (1887). <https://doi.org/10.2307/2369402>
- [5] Ebbens, M., Jordanov, I., Teillaud, M., Vegter, G.: Delaunay triangulations of generalized Bolza surfaces. Journal of Computational Geometry **13**(1), 125–177 (2022). <https://doi.org/10.20382/jocg.v13i1a5>
- [6] Hadamard, J.: Les Surfaces à Courbures Opposées et Leurs Lignes Géodésiques. Journal de Mathématiques Pures et Appliquées **4**, 27–74, (1898). <http://eudml.org/doc/235168>
- [7] Jenni, F.: Über Den Ersten Eigenwert des Laplace-Operators Auf Ausgewählten Beispielen Kompakter Riemannscher Flächen. Commentarii Mathematici Helvetici **59**(2), 193–203, (1984). <https://eudml.org/doc/139972>
- [8] Budzinski, T., Curien, N., Petri, B.: On the minimal diameter of closed hyperbolic surfaces. Duke Mathematical Journal **170**(2), 365–377 (2021). <https://doi.org/10.48550/arXiv.1909.12283>
- [9] Cheng, X., Zhou, D.: First eigenvalue estimate on Riemannian manifolds. Hokkaido Mathematical Journal **24**, 453–472 (1995). <https://doi.org/10.14492/hokmj/1380892604>
- [10] Cheng, S.Y.: Eigenvalue comparison theorems and its geometric applications. Mathematische Zeitschrift **143**(3), 289–297 (1975). <https://doi.org/10.1007/BF01214381>
- [11] Cheeger, J.: The relation between the laplacian and the diameter for manifolds of non-negative curvature. Archiv der Mathematik **19**, 558–560 (1968). <https://doi.org/10.1007/BF01898781>
- [12] Aurich, R., Steiner, F.: On the periodic orbits of a strongly chaotic system. Physica D Nonlinear Phenomena **32**, 451–460 (1988). [https://doi.org/10.1016/0167-2789\(88\)90068-1](https://doi.org/10.1016/0167-2789(88)90068-1)
- [13] Ramsay, A., Richtmyer, R.D.: Introduction to Hyperbolic Geometry. Springer, New York (1995). <https://doi.org/10.1007/978-1-4757-5585-5>