

Families of bosonic suppression laws beyond the permutation symmetry principle

M. E. O. Bezerra and V. S. Shchesnovich

Centro de Ciências Naturais e Humanas, Universidade Federal do ABC, Santo André, SP, 09210-170 Brazil

E-mail: matheus.eiji@ufabc.edu.br

June 2023

Abstract. Exact cancellation of quantum amplitudes in multiphoton interferences with Fock states at input, the so-called suppression or zero transmission laws generalizing the Hong-Ou-Mandel dip, are useful tool in quantum information and computation. It was recently suggested that all bosonic suppression laws follow from a common permutation symmetry in the input quantum state and the unitary matrix of interferometer. By using the recurrence relations for interference of Fock states, we find a wealth of suppression laws on the beamsplitter and tritter interferometers which do not follow from the permutation symmetry principle. Our results reveal the existence of whole families of suppression laws for arbitrary total number of bosons with only a fraction of them being accounted for by the permutation symmetry principle, suggested as the general principle behind the suppression laws.

1. Introduction

One of the most distinctive features of quantum theory is the superposition principle which, under appropriate conditions, leads to the existence of totally destructive interference in multi-path scenario, with the probability of some outcomes being exactly zero. When two single photons become indistinguishable they bunch at the output of a balanced beamsplitter [1], which is the consequence of destructive interferences in the coincidence outcomes. This is the well-known Hong-Ou-Mandel dip, which has found numerous applications such as characterization of photon indistinguishability [2, 3], generation and detection of entanglement [4, 5, 6] and design of efficient quantum gates [7] for all-optical computations. The exact cancellation can be understood as the consequence of a symmetry in the setup: the beamsplitter is balanced and the Fock state of indistinguishable photons is symmetric under the transposition of the input modes.

The totally destructive multiphoton interference for more than two photons has been studied in many subsequent works, including the even-odd number suppression events and four-photon enhancement on a beamsplitter [8, 9], the Hong-Ou-Mandel type

effect in the coincidence counting on the symmetric Bell (a.k.a. Fourier) multiports [10], for which the conditions for all possible zero transmission laws were formulated [11] and generalized to both bosons and fermions [12], followed by a series of experiments with various numbers of photons [13, 14, 16, 15, 17, 18]. These works pointed on a connection between the suppression laws and some underlying symmetry in the setup. Such a connection was formulated as one common symmetry principle [19, 20], which seemed to explain all the known suppression laws, for bosons and fermions, and generalize them to a wide class of unitary interferometers (a.k.a. multiports) and input states.

In present work we reveal the existence of families of suppression laws in interference with Fock states on unitary multiports for arbitrary total number of bosons, which are not accounted for by the common permutation symmetry principle, suggested previously as the general principle behind the suppression laws.

2. Generating function and recurrence relations for quantum amplitudes

Let \hat{a}_k^\dagger and \hat{b}_l^\dagger be respectively the creation operators of optical mode in input port k and optical output mode l of a unitary multiport of size M , with $k, l = 1, \dots, M$. The output modes are related to the input modes by an unitary multiport U as follows

$$a_k^\dagger = \sum_{l=1}^M U_{kl} b_l^\dagger. \quad (1)$$

We are interested in the N -photon quantum amplitude between two Fock states ${}_b \langle \mathbf{n} | \mathbf{m} \rangle_a$, where $|\mathbf{m}\rangle_a = |m_1, \dots, m_M\rangle = \prod_{k=1}^M \frac{(a_k^\dagger)^{m_k}}{\sqrt{m_k!}} |0\rangle$ and $|\mathbf{n}\rangle_b = |n_1, \dots, n_M\rangle = \prod_{k=1}^M \frac{(b_k^\dagger)^{n_k}}{\sqrt{n_k!}} |0\rangle$, which is proportional to the matrix permanent of a submatrix of U [21, 22], i.e., a multilinear function of the columns and rows of the multiport matrix U occupied by photons. We will employ the recurrence relations satisfied by the matrix permanent, which follow from the generating function method (see for instance Refs. [23, 24]). We start by observing that N -photon quantum amplitude between two Fock states has also a very interesting statistical interpretation [25]. Assume that each photon ‘‘possesses’’ two independent properties (k, l) (a fictitious label): the input port number it comes from, k , and the output port number, l , where it lands. Let the entries of $M \times M$ -dimensional matrix S give a partition of N photons by the two properties (S is called contingency table in statistics). The Fock state amplitude ${}_b \langle \mathbf{n} | \mathbf{m} \rangle_a$ is proportional to the statistical average over the contingency tables S with fixed margins, $m_k = \sum_{l=1}^M S_{kl}$ and $n_l = \sum_{k=1}^M S_{kl}$, [26]:

$${}_b \langle \mathbf{n} | \mathbf{m} \rangle_a = \frac{N!}{\sqrt{\mathbf{m}! \mathbf{n}!}} \sum_{\{S\}} \mathcal{P}(S | \mathbf{m}, \mathbf{n}) \prod_{k=1}^M \prod_{l=1}^M U_{kl}^{S_{kl}}, \quad (2)$$

where $\mathbf{m}! \equiv m_1! \dots, m_M!$ and $\mathcal{P}(S|\mathbf{m}, \mathbf{n})$ is the Fisher-Yates distribution for two independent properties ‡ [25],

$$\mathcal{P}(S|\mathbf{m}, \mathbf{n}) = \frac{\binom{N}{S}}{\binom{N}{\mathbf{m}} \binom{N}{\mathbf{n}}} = \frac{1}{N!} \prod_{k=1}^M \prod_{l=1}^M \frac{m_k! n_l!}{S_{kl}!}. \quad (3)$$

It is known that counting even the total number of large-size tables with fixed margins is a hard computational problem [25], in agreement with the hardness of the quantum amplitude [22]. The averaging in Eq. (2) over the tables with fixed margins can be cast in the form of partial derivatives of some generating function. Introducing the formal variables, x_1, \dots, x_M , we have

$${}_b \langle \mathbf{n} | \mathbf{m} \rangle_a = \prod_{l=1}^M \frac{1}{\sqrt{n_l!}} \frac{\partial^{n_l}}{\partial x_l^{n_l}} G_{\mathbf{m}}(\mathbf{x}) \Big|_{\mathbf{x}=0}, \quad (4)$$

with the generating function

$$G_{\mathbf{m}}(\mathbf{x}) = \prod_{k=1}^M \frac{1}{\sqrt{m_k!}} \left(\sum_{l=1}^M U_{kl} x_l \right)^{m_k}. \quad (5)$$

Indeed, the multinomial expansion of each sum over l in Eq. (5) introduces a table S satisfying $\sum_{l=1}^M S_{kl} = m_k$, whereas taking the derivatives enforces the other margin, $\sum_{k=1}^M S_{kl} = n_l$, i.e., one recovers the quantum amplitude in the form of Eq. (2) (see also Appendix A.1 for more details).

The expression in Eq. (5) admits some recurrence relations for the generating function with different total number of photons N . For instance, taking one derivative over x_l we get

$$\frac{\partial}{\partial x_l} G_{\mathbf{m}}(\mathbf{x}) = \sum_{k=1}^M \sqrt{m_k} U_{kl} G_{\mathbf{m}-\mathbf{1}_k}(\mathbf{x}), \quad (6)$$

where $\mathbf{m} - \mathbf{1}_k \equiv (m_1, \dots, m_k - 1, \dots, m_M)$ is the input configuration with one photon removed from the k -th mode. The above generating function approach and the expansion in Eq. (2) is intimately connected to canonical transformations in the phase space [27]. The corresponding recurrence relation for the amplitudes can be obtained by replacing Eq.(6) in Eq. (4), which is the one derived in Ref. [28]. In addition, another type of recurrence in the two-mode case for the quantum probabilities, instead of the quantum amplitudes, was derived in Ref. [29].

Let us now focus on a single output port $l = 1$, setting $\mathbf{n} = (n_1, \mathbf{n}_S)$, where $\mathbf{n}_S = (n_2, \dots, n_M)$. Note that each derivative over x_l in Eq. (4) removes a photon in the output l . Then, reusing the recurrence relation of Eq. (6) repeatedly n_l times for the output modes $l = 2, \dots, M$ we remove all the photons in this output mode, obtaining the amplitude ${}_b \langle \mathbf{n} | \mathbf{m} \rangle_a$ as a linear combination of the amplitudes ${}_b \langle n_1, \mathbf{0}_S | \mathbf{m}' \rangle_a$, where

‡ Indeed, the multinomials $\binom{N}{\mathbf{m}}$, $\binom{N}{\mathbf{n}}$ and $\binom{N}{S}$ give, respectively, the number of choices of N photons for the input configuration, the output configuration, and for a table with given margins.

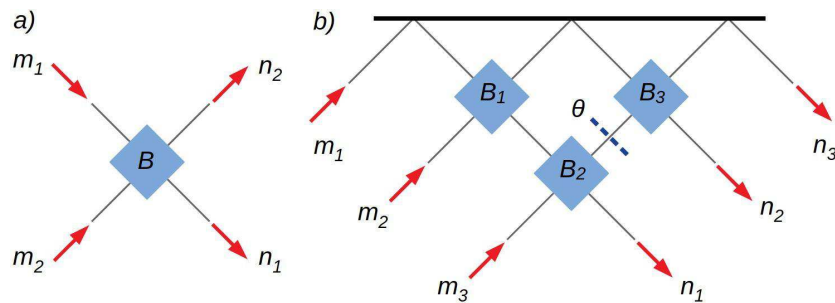


Figure 1. Representation of the two interferometers that are considered to exemplify our method: a) Beamsplitter, that transforms two input modes into two output modes; b) Tritter, that is a composition of three different beamsplitters B_1 , B_2 , B_3 and a control phase shifter θ . Here, each m_k denotes the number of photons in the input mode k and n_l denotes the number of photons in the output mode l .

\mathbf{m}' is the input configuration with fewer photons. The latter are simple enough to be calculated directly. In the end we get the amplitude in the form

$${}_b \langle \mathbf{n} | \mathbf{m} \rangle_a = \sqrt{\frac{n_1!}{\mathbf{n}_S! \mathbf{m}!}} \left(\prod_{k=1}^M U_{k1}^{m_k - |\mathbf{n}_S|} \right) f_{\mathbf{m}}^{\mathbf{n}}(U), \quad (7)$$

where $f_{\mathbf{m}}^{\mathbf{n}}(U)$ is a polynomial in the matrix elements of U , which we call as the suppression function and contains the zero transmission laws as being their roots (see more details in Appendix A.1). Below we restrict ourselves to small numbers of photons in $M - 1$ output ports (i.e., the power of the polynomial $f_{\mathbf{m}}^{\mathbf{n}}(U)$ in Eq. (7)), setting $|\mathbf{n}_S| = 1, 2$ and illustrate our method on beamsplitter and tritter, given in Fig. 1.

We say that there is a “family of suppression laws” on the M -dimensional interferometer if for the input \mathbf{m} and output \mathbf{n} configurations of a given form and an arbitrary compatible total number of bosons there is a suppression law for the input and output configurations in such a form.

2.1. Families of suppression laws on the beamsplitter

Let us first test the method using the beamsplitter, illustrated in Fig.1(a), with the matrix

$$B = \begin{pmatrix} \sqrt{\tau} & -\sqrt{\rho}e^{-i\varphi} \\ \sqrt{\rho}e^{i\varphi} & \sqrt{\tau} \end{pmatrix} \quad (8)$$

where τ is the transmissivity, $\rho = 1 - \tau$ the reflectivity and φ is the reflection phase. For now, we can neglect this reflection phase as it can be scaled out, however, when considering the tritter decomposition, as in Fig. 1(b), this phase is an important parameter. In this case $\mathbf{n}_S = n_2$. The beamsplitter of Eq.(8) with arbitrary τ is also the composition of two balanced beamsplitters and two additional phase shifters between them, in such a way that the transmission parameter τ is controlled by the phase shifters [30].

For $n_2 = 1$ the recurrence in Eq. (7) has the following function

$$f_{(m_1, m_2)}^{(n_1, 1)}(B) = (m_1 + m_2)\tau - m_1, \quad (9)$$

implying that the quantum amplitude ${}_b\langle n_1, 1 | m_1, m_2 \rangle_a = 0$ for an arbitrary $n_1 \geq 1$ and the transmission

$$\tau^{(1)} = \frac{m_1}{m_1 + m_2}. \quad (10)$$

This coincides with the previous result [29], obtained by another method. The whole family of such suppression laws contains also the HOM effect [1] for the symmetric beamsplitter for $m_1 = m_2 = 1$.

For $n_2 = 2$ we get the suppression function

$$f_{(m_1, m_2)}^{(n_1, 2)}(B) = (m_1 + m_2 - 1)(m_1 + m_2) \times \\ \times \left[\tau^2 - \frac{2m_1}{m_1 + m_2}\tau + \frac{m_1(m_1 - 1)}{(m_1 + m_2)(m_1 + m_2 - 1)} \right], \quad (11)$$

giving another (previously unknown) suppression law $\langle n_1, 2 | m_1, m_2 \rangle = 0$ for the transmission

$$\tau^{(2)} = \frac{m_1}{m_1 + m_2} \left(1 \pm \sqrt{\frac{m_2/m_1}{m_1 + m_2 - 1}} \right). \quad (12)$$

This family of suppression laws also contains the symmetric beamsplitter $\tau^{(2)} = 1/2$ for specific inputs, e.g., for four input photons ${}_b\langle 2, 2 | 1, 3 \rangle_a = 0$ [8, 9]. Only such cases can be explained by the permutation symmetry approach [11, 12, 19, 20] (in the above case the transposition symmetry of two output ports with $n_1 = n_2 = 2$).

The above presented approach allows one to derive all possible suppression laws for the beamsplitter. The computations, however, become quite involved as the minimum number of bosons in the input and output ports scales up. Nevertheless, some general conclusions are allowed by the fact that the quantum amplitudes ${}_b\langle n_1, n_2 | m_1, m_2 \rangle_a$ on a beamsplitter can be made real-valued functions of its transmission τ by removing the overall phase. Numerical simulations with various distributions of bosons (i.e., Fock states) reveal that the number of zeros in a quantum amplitude is given by the minimum number of bosons $\min(n_l, m_k)$ in the four ports. Moreover, two quantum amplitudes related by the exchange of a single boson have interlaced zeros: between two zeros of one of them there is one zero of the other, see also Fig. 2 (at the end points, $\tau = 0$ and $\tau = 1$, a real-valued quantum amplitude can be either equal to zero or to ± 1 , which explains the above bound on the total number of zeros).

2.2. Families of suppression laws on the tritter

We now consider the suppression laws on the tritter obtained by an arrangement of three beamsplitters according to the setup in Fig. 1(b) [31, 30]. Here, each beamsplitter has a matrix B_j similar to that of Eq. (8) with the transmissivity τ_j and phase φ_j . An additional phase plate θ is inserted in one of the optical paths. Our tritter has in total

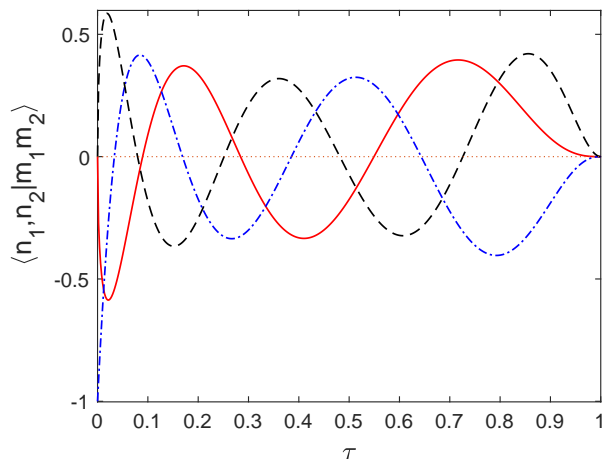


Figure 2. Typical behaviour of the quantum amplitudes on a beamsplitter and the interlaced zeros (the suppression laws). Here we plot $\langle n_1, n_2 | 9, 4 \rangle_a$ as functions of the beamsplitter transmission τ for $n_1 = 3$ (solid line), $n_1 = 4$ (dash-dotted line), and $n_1 = 5$ (dashed line).

seven free parameters, hard to analyse in the general case. We will therefore focus on two specific families each having only two free parameters. For the first family we set: $\tau_2 = 2/3$, $\tau_3 = 1/2$, $\varphi_j = \pi/2$, leaving us with the free parameters τ_1 and θ . It has the following matrix

$$T^{(1)} = \frac{1}{\sqrt{6}} \begin{pmatrix} 2\sqrt{\tau_1}, & -\sqrt{\tau_1}e^{i\theta} - i\sqrt{3\rho_1}, & -\sqrt{\tau_1}e^{i\theta} + i\sqrt{3\rho_1} \\ 2\sqrt{\rho_1}, & -\sqrt{\rho_1}e^{i\theta} + i\sqrt{3\tau_1}, & -\sqrt{\rho_1}e^{i\theta} - i\sqrt{3\tau_1} \\ \sqrt{2}, & \sqrt{2}e^{i\theta}, & \sqrt{2}e^{i\theta} \end{pmatrix}. \quad (13)$$

For the second family we set: $\tau_1 = \tau_3 = 1/2$ and $\varphi_j = \pi/2$, with the free parameters being τ_2 and θ . It has the following matrix

$$T^{(2)} = \frac{1}{2} \begin{pmatrix} \sqrt{2\tau_2}, & -i - \sqrt{\rho_2}e^{i\theta}, & i - \sqrt{\rho_2}e^{i\theta} \\ \sqrt{2\tau_2}, & i - \sqrt{\rho_2}e^{i\theta}, & -i - \sqrt{\rho_2}e^{i\theta} \\ 2\sqrt{\rho_2}, & \sqrt{2\tau_2}e^{i\theta}, & \sqrt{2\tau_2}e^{i\theta} \end{pmatrix}. \quad (14)$$

The above two tritter families reduce to the well-known symmetric tritter (i.e., Bell multipart) when $\theta = 0$ and, in the first case, $\tau_1 = 1/2$ or, in the second case, $\tau_2 = 2/3$.

For the tritter, in contrast to the beamsplitter, two input mode occupations can vary for a given total number of bosons. We will focus below on the following two particular families of input states $\mathbf{m}^{(I)} = (n_1, 1, 1)$ and $\mathbf{m}^{(II)} = (m, m, m)$ with some $n_1 \geq 1$ and $m \geq 1$. This choice of specific inputs is also dictated by the need to compare with the suppression laws due to the permutation symmetry principle. For $|\mathbf{n}_S| = 2$ we have found suppression laws for the outputs $\mathbf{n} = (n_1, 1, 1)$ and $\mathbf{n} = (n_1, 2, 0)$, which are shown in Fig. 3. The explicit expressions for the corresponding suppression functions $f_{\mathbf{m}}^{\mathbf{n}}(T)$ and some of the suppression laws are presented in Appendix A.1.

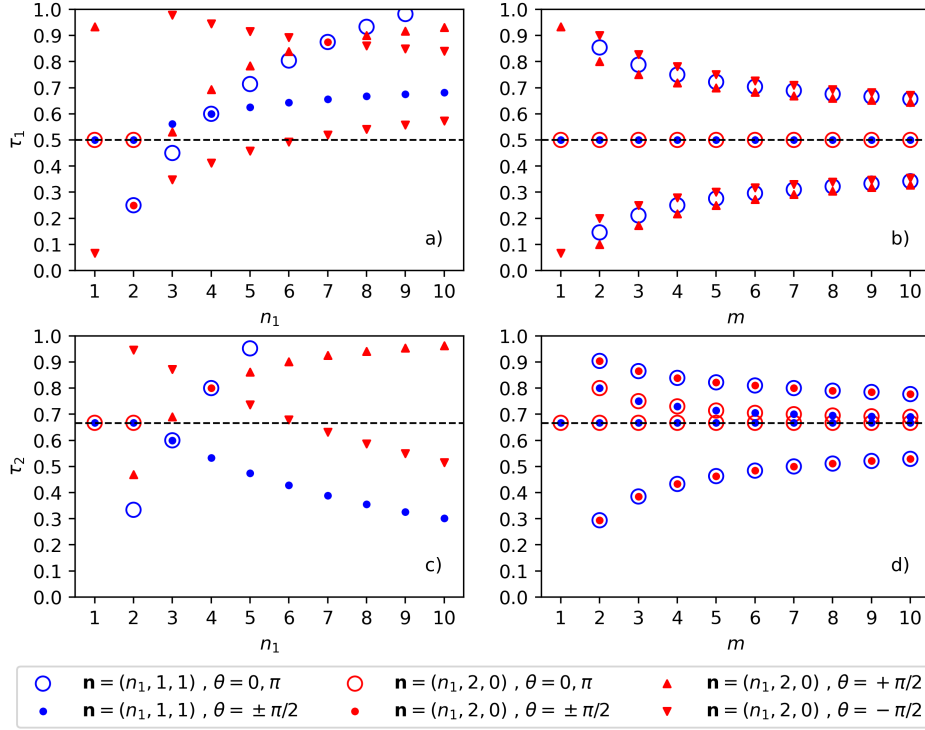


Figure 3. Non-trivial suppression laws for outputs $\mathbf{n} = (n_1, 1, 1)$ and $\mathbf{n} = (n_1, 2, 0)$. (The suppression laws for $\tau_j = 0$ or $\tau_j = 1$ are trivial and were removed from the graph.) For the tritter $T^{(1)}$ the suppression laws are for the inputs: a) $\mathbf{m}^{(I)} = (n_1, 1, 1)$ and b) $\mathbf{m}^{(II)} = (m, m, m)$. For the tritter $T^{(2)}$ the suppression laws are for the inputs: c) $\mathbf{m}^{(I)} = (n_1, 1, 1)$ and d) $\mathbf{m}^{(II)} = (m, m, m)$. The dashed line corresponds to the symmetric tritter $\tau_1 = 1/2$ and $\tau_2 = 2/3$ for $\theta = 0$.

2.3. Suppression laws from the permutation symmetry

Only a fraction of the suppression laws discussed above are explained by the “general permutation symmetry principle” of Refs. [19, 20], given by the red circles on the dashed line in Fig. 3), corresponding to the input $\mathbf{m}^{(II)}$ and output $\mathbf{n} = (n_1, 2, 0)$ (with $n_1 = 3m - 2$). These appear for the symmetric tritter, with the three-dimensional Fourier matrix

$$T_s = \frac{1}{\sqrt{3}} \begin{pmatrix} 1 & -\frac{1+i\sqrt{3}}{2} & \frac{-1+i\sqrt{3}}{2} \\ 1 & \frac{-1+i\sqrt{3}}{2} & -\frac{1+i\sqrt{3}}{2} \\ 1 & 1 & 1 \end{pmatrix}, \quad (15)$$

obtained by setting either $\tau_1 = 1/2$ in Eq. (13) or $\tau_2 = 2/3$ in Eq. (14) and $\theta = 0$. Such suppression laws also are related to some symmetry of the suppression function in Eq. (7), in which the corresponding roots do not depend on n_1 and m . We can verify it from the following expressions:

$$f_{(m,m,m)}^{(n_1,2,0)}(T^{(1)}) \stackrel{\theta=0}{=} \frac{m}{27} \left[3(m-1)(2\tau_1 - 1) + 2i\sqrt{3(1-\tau_1)\tau_1} \right] (2\tau_1 - 1), \quad (16)$$

$$f_{(m,m,m)}^{(n_1,2,0)}(T^{(2)}) \stackrel{\theta=0}{=} -\frac{m}{8} [(3m-1)\tau_2 - 2m] (3\tau_2 - 2)\tau_2. \quad (17)$$

whose the constant roots $\tau_1 = 1/2$ and $\tau_2 = 2/3$ are related to the permutation symmetry principle and the other roots are the suppression laws outside the dashed line in Fig. 3(d), which cannot be explained by this principle.

Interestingly, we have found a tritter \tilde{T}_s satisfying a different type of symmetry. This new tritter corresponds to a real (orthogonal) matrix in a form similar to that of T_s in Eq. (15):

$$\tilde{T}_s = \frac{1}{\sqrt{3}} \begin{pmatrix} 1 & -\frac{1+\sqrt{3}}{2} & \frac{-1+\sqrt{3}}{2} \\ 1 & \frac{-1+\sqrt{3}}{2} & -\frac{1+\sqrt{3}}{2} \\ 1 & 1 & 1 \end{pmatrix}. \quad (18)$$

and is obtained by setting either $\tau_1 = 1/2$ in Eq. (13) or $\tau_2 = 2/3$ in Eq. (14) and $\theta = \pi/2$ (factoring out the unimportant total phases in the output modes). It shares one of the symmetries with that of Eq. (15): it is invariant under the simultaneous permutation of rows 1 and 2 and columns 2 and 3 (not the same symmetry as required by the ‘‘general permutation symmetry principle’’ of Refs. [19, 20] for the considered quantum amplitudes). In addition, this symmetric tritter in Eq. (18) results from the transposition operation of the first and the third inputs (P_{13}), followed by a balanced beamsplitter on the second and third inputs ($B(\tau_s)$), and then by the inverse of the symmetric tritter T_s , i.e., we have $\tilde{T}_s = P_{13}(1 \oplus B(\tau_s))T_s^\dagger$, where the beamsplitter is given by Eq. (8) with $\tau_s = (\sqrt{3} + i)/4$.

The suppression laws on the symmetric tritter \tilde{T}_s of Eq. (18) corresponding to the input $\mathbf{m}^{(II)}$ and output $\mathbf{n} = (n_1, 1, 1)$ are given by the blue points on the dashed lines in Fig. 3. However, these suppression laws cannot be explained by the ‘‘general permutation symmetry principle’’ of Refs. [19, 20] which is applicable only to the standard symmetric tritter T_s .

In addition, denoting these symmetric tritters as $T_s(0) = T_s$ and $T_s(\pi/2) = \tilde{T}_s$, it is easy to prove that Eqs.(15),(18) are obtained explicitly from the following matricial construction:

$$T_s(\theta) = \begin{pmatrix} -\frac{1}{\sqrt{2}} & \frac{i}{\sqrt{2}} & 0 \\ \frac{i}{\sqrt{2}} & -\frac{1}{\sqrt{2}} & 0 \\ 0 & 0 & 1 \end{pmatrix} \begin{pmatrix} \sqrt{\frac{2}{3}} & 0 & \frac{i}{\sqrt{3}} \\ 0 & 1 & 0 \\ \frac{i}{\sqrt{3}} & 0 & \sqrt{\frac{2}{3}} \end{pmatrix} \begin{pmatrix} 1 & 0 & 0 \\ 0 & 1 & 0 \\ 0 & 0 & e^{i\theta} \end{pmatrix} \begin{pmatrix} 1 & 0 & 0 \\ 0 & \frac{1}{\sqrt{2}} & -\frac{i}{\sqrt{2}} \\ 0 & \frac{i}{\sqrt{2}} & -\frac{1}{\sqrt{2}} \end{pmatrix}, \quad (19)$$

We have also analysed the suppression function for the amplitudes ${}_b\langle n_1, 1, 0 | m, m, m \rangle_a$ and ${}_b\langle n_1, 0, 1 | m, m, m \rangle_a$. These amplitudes are zero only for the symmetric tritters T_s and \tilde{T}_s , as shown in Appendix A.3. From the permutation symmetry of Refs. [19, 20] these suppression laws follows only for the tritter T_s .

3. Suppression laws and partial distinguishability

Photons are partially distinguishable due to degrees of freedom not acted upon by the interferometer, which are called the internal states. In Ref. [32] it has been conjectured that the zero probability in the output of multi-photon interference with partially

distinguishable photons is invariably the result of an exact cancellation of the quantum amplitudes of only the completely indistinguishable photons. This conjecture generalizes the well-known HOM effect [1] to more than two photons and arbitrary interferometer (also to non-ideal detectors) and the observations made in Ref. [33]. It has been confirmed by all suppression laws in Refs. [19, 20]. Thus, by the conjecture, any suppression law which is not broken by partial the distinguishability of photons needs other suppression laws for smaller total numbers of photons.

Now, this effect will be illustrated by a simple case. Let an experimental setup where N photons are prepared from independent sources in either N pure internal states $|\phi_i\rangle$, $i = 1, \dots, N$. If, for instance, an input has one mode occupied by one photon and this photon is partially distinguishable from the rest of $N - 1$ photons, we can use just two internal states $|1\rangle$ and $|2\rangle$, with $|\phi_k\rangle = |1\rangle$ for $1 \leq k \leq N - 1$ and $|\phi_N\rangle = \cos\alpha|1\rangle + \sin\alpha|2\rangle$. Note that, the last photon becomes indistinguishable from the others when $\alpha = 0$ and distinguishable when $\alpha = \pi/2$. Therefore, we have the following state at the input:

$$\hat{\rho}_{\mathbf{m}} = \frac{1}{\mathbf{m}!} \prod_{i=1}^{N-1} \hat{a}_{k_i,1}^\dagger \hat{a}_{k_N,\phi_N}^\dagger |0\rangle\langle 0| \prod_{i=1}^{N-1} \hat{a}_{k_i,1} \hat{a}_{k_N,\phi_N}, \quad (20)$$

where the first index of the creation/annihilation operators is related to the spatial mode and the second index to the internal state. The creation operator of the N -th photon is then given by:

$$\hat{a}_{k_N,\phi_N}^\dagger = \cos\alpha \hat{a}_{k_N,1}^\dagger + \sin\alpha \hat{a}_{k_N,2}^\dagger, \quad (21)$$

We define a set of POVMs $\hat{\Pi}_{\mathbf{n}}$ related to the detection of the photons in the configurations \mathbf{n} at the output:

$$\hat{\Pi}_{\mathbf{n}} = \frac{1}{\mathbf{n}!} \sum_{\mathbf{j}} \prod_{i=1}^N \hat{b}_{l_i,j_i}^\dagger |0\rangle\langle 0| \prod_{i=1}^N \hat{b}_{l_i,j_i}, \quad (22)$$

where the sum in \mathbf{j} is over the internal states $j_i = 1, 2$. Then, after some calculations and defining $\mathbf{n} - \mathbf{1}_l \equiv (n_1, \dots, m_l - 1, \dots, n_M)$, we can obtain the following expression for the probability:

$$\begin{aligned} P(\mathbf{n}|\mathbf{m}, \alpha) &= \\ &= \sum_{\mathbf{j}} \text{Tr} \left(\hat{\rho}_{\mathbf{m}} \hat{\Pi}_{\mathbf{n}} \right) \\ &= \frac{1}{\mathbf{m}! \mathbf{n}!} \sum_{\mathbf{j}} \left| \langle 0| \prod_{i=1}^N \hat{b}_{l_i,j_i} \prod_{i=1}^{N-1} \hat{a}_{k_i,1}^\dagger \left(\cos\alpha \hat{a}_{k_N,1}^\dagger + \sin\alpha \hat{a}_{k_N,2}^\dagger \right) |0\rangle \right|^2 \\ &= \frac{\cos^2\alpha}{\mathbf{m}! \mathbf{n}!} \left| \langle 0| \prod_{i=1}^N \hat{b}_{l_i,1} \prod_{i=1}^N \hat{a}_{k_i,1}^\dagger |0\rangle \right|^2 + \frac{\sin^2\alpha}{\mathbf{m}! \mathbf{n}!} \sum_{\mathbf{j}} \left| \langle 0| \prod_{i=1}^N \hat{b}_{l_i,j_i} \prod_{i=1}^{N-1} \hat{a}_{k_i,1}^\dagger \hat{a}_{k_N,2}^\dagger |0\rangle \right|^2 \\ &= \cos^2\alpha |{}_b\langle \mathbf{n}|\mathbf{m} \rangle_a|^2 + \sin^2\alpha \sum_{l=1}^M |U_{kl}|^2 |{}_b\langle \mathbf{n} - \mathbf{1}_l|\mathbf{m} - \mathbf{1}_k \rangle_a|^2. \end{aligned} \quad (23)$$

In the previous equation, we have developed suppression laws for the amplitudes ${}_b\langle \mathbf{n} | \mathbf{m} \rangle_a$ in the main text. However, in principle, the other terms ${}_b\langle \mathbf{n} - \mathbf{1}_l | \mathbf{m} - \mathbf{1}_k \rangle_a$ are non zero and then we need to use another sequence of recurrence relations to eliminate the photons at $\mathbf{n} - \mathbf{1}_l$. Let us focus on the distinguishable projection of the previous equation. The sum over l has M non-zero terms, each one being a product of two probabilities: a probability of the transition of one distinguishable photon to one output mode l (such that $n_l > 0$ in \mathbf{n}) multiplied by the probability of detecting the remaining $N - 1$ indistinguishable photons to the reduced output $\mathbf{n} - \mathbf{1}_l$. Except the trivial case of the single-photon probability being zero, all probabilities of detecting $N - 1$ photons in the outputs $\mathbf{n} - \mathbf{1}_l$ should be zero for zero output probability of such N photons. In the sequence, we will illustrate this effect for the interferometers considered.

3.1. Beamsplitter

To illustrate this effect in our results, let us consider the simple example, where have $m_1 + m_2$ photons interfering in a beamsplitter and we want to calculate the probability $P(n_1, 1 | m_1, m_2, \alpha)$. Considering that the partially distinguishable photon is injected at the input mode $k = 1$, we arrive at the following probability:

$$\begin{aligned} P(n_1, 1 | m_1, m_2, \alpha) &= \\ &= \cos^2 \alpha |{}_b\langle \mathbf{n} | \mathbf{m} \rangle_a|^2 + \sin^2 \alpha \left(|U_{11}|^2 |{}_b\langle n_1 - 1, 1 | m_1 - 1, m_2 \rangle_a|^2 + \right. \\ &\quad \left. + |U_{12}|^2 |{}_b\langle n_1, 0 | m_1 - 1, m_2 \rangle_a|^2 \right), \end{aligned} \quad (24)$$

where the first term is zero for $\tau = m_1 / (m_1 + m_2)$, according to Eq.(10). However, ignoring the trivial solutions $\tau = 0, 1$, the second term is zero when $\tau = (m_1 - 1) / (m_1 + m_2 - 1)$ and the last is zero only for trivial solutions. Therefore the suppression law is broken, as the probability $P(n_1, 1 | m_1, m_2, \alpha)$ is no longer zero, because the three terms cannot be simultaneously zero for $\tau \neq 0, 1$.

3.2. Tritter

Now, let us consider the interference in the tritter $T^{(1)}$, with phase $\theta = \pi/2$, and the probability $P(n_1, 1, 1 | n_1, 1, 1, \alpha)$. If the partially distinguishable photon is injected at $k = 1$, we have

$$\begin{aligned} P(n_1, 1, 1 | n_1, 1, 1, \alpha) &= \\ &= \cos^2 \alpha |{}_b\langle \mathbf{n} | \mathbf{m} \rangle_a|^2 + \sin^2 \alpha \left(|U_{11}|^2 |{}_b\langle n_1 - 1, 1, 1 | n_1, 1, 0 \rangle_a|^2 + \right. \\ &\quad \left. + |U_{12}|^2 |{}_b\langle n_1, 0, 1 | n_1, 1, 0 \rangle_a|^2 + |U_{13}|^2 |{}_b\langle n_1, 1, 0 | n_1, 1, 0 \rangle_a|^2 \right), \end{aligned} \quad (25)$$

where the first term is zero for $\tau_1 = 3n_1/(4n_1 + 1)$, according to Table A1 in Appendix A.3. The other three need to satisfy respectively the following equations

$$\begin{aligned} (n_1 + 1)\sqrt{\tau_1(1 - \tau_1)} + \sqrt{3}(n_1 + 1)\tau_1 - \sqrt{3}n_1 &= 0, \\ (n_1 + 1)\sqrt{\tau_1(1 - \tau_1)} - \sqrt{3}(n_1 + 1)\tau_1 + \sqrt{3}n_1 &= 0, \\ 4(n_1 + 1)\tau_1\sqrt{1 - \tau_1} - 3\sqrt{1 - \tau_1} &= 0. \end{aligned} \tag{26}$$

where the last lead to $\tau_1 = 1$ or $\tau_1 = 3/4(n_1 + 1)$, which are not solutions of the first two equations. Therefore, the probability $P(n_1, 1, 1|n_1, 1, 1, \alpha)$ cannot be zero.

4. Conclusion

We have revealed the existence of whole families of the suppression laws on the beamsplitter and tritter multiports for arbitrary total number of photons, which are not explained by the permutation symmetry principle advanced in Refs. [11, 12, 19, 20]. We have discussed above only a fraction of all possible suppression laws on the tritter, numerical simulations reveal additional families of the suppression laws not related to the permutation symmetry principle. Similar suppression laws, not explained by the permutation symmetry principle, are expected to appear for multiports of any size and any total number of bosons, since by using our generation function approach one can, in principle, obtain all the suppression laws for a multiport of any size (though this is impractical by the complexity of the calculations which involve finding roots of higher-order polynomials). One can, on the other hand, explore the suppression laws experimentally, due to the recent breakthrough in the controlled production of Fock states with specified number of photons: by using heralded Fock states from a SPDC process [34], the interaction of a coherent state with two-level atoms [35], and by converting a coherent state into a Fock state inside a resonator by radiation losses [36]. Our results also beg the important general question: Can the discovered families of suppression laws follow from a yet more general common symmetry principle? This could be the direction for future work.

5. Acknowledgements

M.E.O.B. was supported by the São Paulo Research Foundation (FAPESP), grant 2021/03251-0 and V.S. was supported by the National Council for Scientific and Technological Development (CNPq) of Brazil, grant 307813/2019-3.

Appendix A. Suppression functions

Appendix A.1. Derivation of the generating function

Now, we will start by explaining in more details the derivation of the generating function used in the main text. We have denoted by S the contingency table with fixed margins

for the inputs $\sum_{l=1}^M S_{kl} = m_k$ and outputs $\sum_{k=1}^M S_{kl} = n_l$. Using the multinomial expansion in Eq.(5), we obtain

$$\begin{aligned} G_{\mathbf{m}}(\mathbf{x}) &= \sqrt{\mathbf{m}!} \prod_{k=1}^M \sum_{\sum_{l=1}^M S_{kl}=m_k} \prod_{l=1}^M \frac{(U_{kl}x_l)^{S_{kl}}}{S_{kl}!} \\ &= \sqrt{\mathbf{m}!} \sum_{S_{kl} \geq 0} \prod_{k,l=1}^M \delta_{\sum_{l=1}^M S_{kl}, m_k} \frac{(U_{kl}x_l)^{S_{kl}}}{S_{kl}!}, \end{aligned} \quad (\text{A.1})$$

Then, replacing Eq.(A.1) in Eq.(4) we have the following expression

$$\begin{aligned} {}_b\langle \mathbf{n} | \mathbf{m} \rangle_a &= \sqrt{\frac{\mathbf{m}!}{\mathbf{n}!}} \sum_{S_{kl} \geq 0} \left(\prod_{k=1}^M \prod_{l=1}^M \delta_{\sum_{l=1}^M S_{kl}, m_k} \frac{U_{kl}^{S_{kl}}}{S_{kl}!} \right) \prod_{l=1}^M \frac{\partial^{n_l}}{\partial x_l^{n_l}} x_l^{\sum_{k=1}^M S_{kl}} \Big|_{\mathbf{x}=0} \\ &= \sqrt{\mathbf{m}! \mathbf{n}!} \sum_{S_{kl} \geq 0} \prod_{k=1}^M \prod_{l=1}^M \delta_{\sum_{l=1}^M S_{kl}, m_k} \delta_{\sum_{k=1}^M S_{kl}, n_l} \frac{U_{kl}^{S_{kl}}}{S_{kl}!}, \end{aligned} \quad (\text{A.2})$$

which reduces to the amplitude shown in the main text by denoting $\sum_{\{S\}}$ as the sums over $S_{kl} \geq 0$ with the constraints of the margins, and manipulating the factorial elements. In addition, our generating function introduced in Eqs. (4),(5) depends only in the output formal variables \mathbf{x} and it is also possible to derive a generating function which depends also in the analogous input formal variables, see Refs. [24, 27, 28] for instance.

As assumed in the main text, we focus on the mode $l = 1$, which can have an arbitrary number of photons $n_1 \geq 1$, and consider that the other modes have few photons. Denoting the output configurations as $\mathbf{n} = (n_1, \mathbf{n}_S)$, with $\mathbf{n}_S = (n_2, \dots, n_M)$, we can remove the photons in each mode of \mathbf{n}_S by using the recurrence relation of Eq. (6) repeatedly n_l times for each output modes $l = 2, \dots, M$. Following this procedure, we obtain the amplitude ${}_b\langle \mathbf{n} | \mathbf{m} \rangle_a$ as a linear combination of amplitudes in the form

$${}_b\langle n_1, \mathbf{0}_S | \mathbf{m}' \rangle_a = \frac{1}{\sqrt{n_1!}} \frac{\partial^{n_1}}{\partial x_1^{n_1}} G_{\mathbf{m}'}(x_1, 0, \dots, 0) \Big|_{x_1=0} = \sqrt{\frac{n_1!}{\mathbf{m}'!}} U_{k_1}^{m'_k}, \quad (\text{A.3})$$

where \mathbf{m}' is the input configuration with fewer photons that appears in each term of the expansion due to the use of the recurrence relation. Finally, factoring $\mathbf{m}'!$ and the smallest order of U_{kl} , i.e. $m_k - |\mathbf{n}_S|$, we obtain the amplitude in the form of Eq.(7), where the suppression function $f_{\mathbf{m}}^{\mathbf{n}}(U)$ is obtained by collecting the matrix elements that appear from the Eqs. (6),(A.3) and the terms remaining in the factorization. This function is a polynomial in the parameters of the interferometers $\sqrt{\rho_j}$ and $\sqrt{\tau_j}$ and below, will be shown explicitly for the considered cases.

Appendix A.2. Beamsplitter

First of all, let us consider the simplest suppression laws, which are those with $|\mathbf{n}_S| = 1$. In the main text, it corresponds only to the amplitudes with output configurations $\mathbf{n} = (n_1, 1)$. In addition, here we also will consider the amplitudes with outputs

$\mathbf{n} = (1, n_2)$. For the first, we need to apply Eq.(6) in Eq.(4) for the output mode $l = 2$ and for the second, the same with $l = 1$, obtaining Eq.(7) with the respective suppression functions:

$$f_{(m_1, m_1)}^{(n_1, 1)}(B) = m_1 B_{12} B_{21} + m_2 B_{11} B_{22} = (m_1 + m_2)\tau - m_1, \quad (\text{A.4})$$

$$f_{(m_1, m_1)}^{(1, n_2)}(B) = m_1 B_{11} B_{22} + m_2 B_{21} B_{12} = (m_1 + m_2)\tau - m_2, \quad (\text{A.5})$$

whose roots coincide with the suppression laws found in Ref. [29]. Note that these suppression laws have the same form, differing only by interchanging the input configurations m_1 and m_2 , as expected.

Now, for the amplitudes with $|\mathbf{n}_S| = 2$, in the main text we have considered the output configurations with $\mathbf{n} = (n_1, 2)$. Here, we also will consider the amplitudes with $\mathbf{n} = (2, n_2)$. Then, for the first we use Eq.(6) twice for the mode $l = 2$ and for the second, the same for $l = 1$, obtaining respectively the following recurrence relations:

$$\begin{aligned} \frac{\partial^2}{\partial^2 x_1} G_{\mathbf{m}}(\mathbf{x}) &= \\ &= \sqrt{m_1(m_1 - 1)} U_{11}^2 G_{\mathbf{m}-2\mathbf{1}_1}(\mathbf{x}) + \sqrt{m_2(m_2 - 1)} U_{21}^2 G_{\mathbf{m}-2\mathbf{1}_2}(\mathbf{x}) + \\ &+ 2\sqrt{m_1 m_2} U_{11} U_{21} G_{\mathbf{m}-\mathbf{1}_1-\mathbf{1}_2}(\mathbf{x}) \end{aligned} \quad (\text{A.6})$$

$$\begin{aligned} \frac{\partial^2}{\partial^2 x_2} G_{\mathbf{m}}(\mathbf{x}) &= \\ &= \sqrt{m_1(m_1 - 1)} U_{12}^2 G_{\mathbf{m}-2\mathbf{1}_1}(\mathbf{x}) + \sqrt{m_2(m_2 - 1)} U_{22}^2 G_{\mathbf{m}-2\mathbf{1}_2}(\mathbf{x}) + \\ &+ 2\sqrt{m_1 m_2} U_{12} U_{22} G_{\mathbf{m}-\mathbf{1}_1-\mathbf{1}_2}(\mathbf{x}), \end{aligned} \quad (\text{A.7})$$

and replacing in Eq.(4) we obtain Eq.(7) with the suppression functions

$$\begin{aligned} f_{(m_1, m_2)}^{(n_1, 2)}(B) &= \\ &= m_1(m_1 - 1) B_{12}^2 B_{21}^2 + 2m_1 m_2 B_{11} B_{12} B_{21} B_{22} + m_2(m_2 - 1) B_{11}^2 B_{22}^2 \\ &= (m_1 + m_2)(m_1 + m_2 - 1) \times \\ &\times \left[\tau^2 - \frac{2m_1}{m_1 + m_2} \tau + \frac{m_1(m_1 - 1)}{(m_1 + m_2)(m_1 + m_2 - 1)} \right], \end{aligned} \quad (\text{A.8})$$

$$\begin{aligned} f_{(m_1, m_2)}^{(2, n_2)}(B) &= \\ &= m_1(m_1 - 1) B_{11}^2 B_{22}^2 + 2m_1 m_2 B_{11} B_{12} B_{21} B_{22} + m_2(m_2 - 1) B_{21}^2 B_{12}^2 \\ &= (m_1 + m_2)(m_1 + m_2 - 1) \times \\ &\times \left[\tau^2 - \frac{2m_2}{m_1 + m_2} \tau + \frac{m_2(m_2 - 1)}{(m_1 + m_2)(m_1 + m_2 - 1)} \right]. \end{aligned} \quad (\text{A.9})$$

Note that, the root of Eq.(A.8) is the suppression law shown in Eq.(12) of the main text and the root of Eq.(A.9) has the same form of the the previous, but with m_1 and m_2 interchanged.

Appendix A.3. Tritter

First of all, for the output configurations with $|\mathbf{n}_S| = 1$, we have $\mathbf{n}_S = (1, 0)$ or $\mathbf{n}_S = (0, 1)$. For the first one, we need to use the recurrence of Eq.(6) once for $l = 2$,

and for the second one, once for $l = 3$. Then, replacing at Eq.(4) we obtain (7) with the suppression functions having the following form:

$$f_{\mathbf{m}}^{(n_1,1,0)}(U) = m_1 U_{12} U_{21} U_{31} + m_2 U_{11} U_{22} U_{31} + m_3 U_{11} U_{21} U_{32}, \quad (\text{A.10})$$

$$f_{\mathbf{m}}^{(n_1,0,1)}(U) = m_1 U_{13} U_{21} U_{31} + m_2 U_{11} U_{23} U_{31} + m_3 U_{11} U_{21} U_{33}. \quad (\text{A.11})$$

Finally, considering our families of tritters $T^{(1)}$ and $T^{(2)}$ as the unitary transformation U of the previous equation and the input configuratins $\mathbf{m}^{(II)} = (m, m, m)$, we have

$$f_{m,m,m}^{(n_1,1,0)}(T^{(1)}) = -f_{m,m,m}^{(n_1,0,1)}(T^{(1)}) = \frac{m}{3}(2\tau_1 - 1), \quad (\text{A.12})$$

$$f_{m,m,m}^{(n_1,1,0)}(T^{(2)}) = f_{m,m,m}^{(n_1,0,1)}(T^{(2)}) = \frac{m\sqrt{2}}{4}(3\tau_2 - 2)\sqrt{\tau_2}e^{i\theta}. \quad (\text{A.13})$$

whose non-trivial roots are $\tau_1 = 1/2$ or $\tau_2 = 2/3$, which correspond to the symmetric tritters.

Now, for $|\mathbf{n}_S| = 2$ we have considered the outputs with $\mathbf{n}_S = (1, 1)$ and $\mathbf{n}_S = (2, 0)$. For the first, we need to use the recurrence of Eq.(6) for the modes $l = 2$ and $l = 3$ simultaneously, for the last we use this recurrence twice for $l = 2$, obtaining the following recurrence relations, respectively:

$$\begin{aligned} \frac{\partial^2}{\partial x_2 \partial x_3} G_{\mathbf{m}}(\mathbf{x}) &= \\ &= \sqrt{m_1 m_2} (U_{12} U_{23} + U_{22} U_{13}) G_{\mathbf{m}-\mathbf{1}_1-\mathbf{1}_2}(\mathbf{x}) + \sqrt{m_3(m_3-1)} U_{32} U_{33} G_{\mathbf{m}-2\mathbf{1}_3}(\mathbf{x}) + \\ &+ \sqrt{m_1 m_3} (U_{12} U_{33} + U_{32} U_{13}) G_{\mathbf{m}-\mathbf{1}_1-\mathbf{1}_3}(\mathbf{x}) + \sqrt{m_2(m_2-1)} U_{22} U_{23} G_{\mathbf{m}-2\mathbf{1}_2}(\mathbf{x}) + \\ &+ \sqrt{m_2 m_3} (U_{22} U_{33} + U_{32} U_{23}) G_{\mathbf{m}-\mathbf{1}_2-\mathbf{1}_2}(\mathbf{x}) + \sqrt{m_1(m_1-1)} U_{12} U_{13} G_{\mathbf{m}-2\mathbf{1}_1}(\mathbf{x}), \end{aligned} \quad (\text{A.14})$$

$$\begin{aligned} \frac{\partial^2}{\partial^2 x_2} G_{\mathbf{m}}(\mathbf{x}) &= \\ &= \sqrt{m_1(m_1-1)} U_{12}^2 G_{\mathbf{m}-2\mathbf{1}_1}(\mathbf{x}) + \sqrt{m_2(m_2-1)} U_{22}^2 G_{\mathbf{m}-2\mathbf{1}_2}(\mathbf{x}) + \\ &+ \sqrt{m_3(m_3-1)} U_{32}^2 G_{\mathbf{m}-2\mathbf{1}_3}(\mathbf{x}) + 2\sqrt{m_1 m_2} U_{12} U_{22} G_{\mathbf{m}-\mathbf{1}_1-\mathbf{1}_2}(\mathbf{x}) + \\ &+ 2\sqrt{m_1 m_3} U_{12} U_{32} G_{\mathbf{m}-\mathbf{1}_1-\mathbf{1}_3}(\mathbf{x}) + 2\sqrt{m_2 m_3} U_{22} U_{32} G_{\mathbf{m}-\mathbf{1}_2-\mathbf{1}_3}(\mathbf{x}), \end{aligned} \quad (\text{A.15})$$

and then, replacing at Eq.(4) we obtain (7) with the corresponding suppression functions:

$$\begin{aligned} f_{\mathbf{m}}^{(n_1,1,1)}(U) &= \\ &= U_{11} U_{21} U_{31} \left[m_1 m_2 (U_{12} U_{23} + U_{22} U_{13}) U_{31} + m_1 m_3 (U_{12} U_{33} + U_{32} U_{13}) U_{21} + \right. \\ &+ m_2 m_3 (U_{22} U_{33} + U_{32} U_{23}) U_{11} \left. \right] + \left[m_1(m_1-1) U_{12} U_{13} U_{21}^2 U_{31}^2 + \right. \\ &+ m_2(m_2-1) U_{22} U_{23} U_{11}^2 U_{31}^2 + m_3(m_3-1) U_{32} U_{33} U_{11}^2 U_{21}^2 \left. \right] \end{aligned} \quad (\text{A.16})$$

$$\begin{aligned} f_{\mathbf{m}}^{(n_1,2,0)}(U) &= 2U_{11} U_{21} U_{31} \left[m_1 m_2 U_{12} U_{22} U_{31} + m_1 m_3 U_{12} U_{32} U_{21} + \right. \\ &+ m_2 m_3 U_{22} U_{32} U_{11} \left. \right] + m_1(m_1-1) U_{12}^2 U_{21}^2 U_{31}^2 + \\ &+ m_2(m_2-1) U_{22}^2 U_{11}^2 U_{31}^2 + m_3(m_3-1) U_{32}^2 U_{11}^2 U_{21}^2, \end{aligned} \quad (\text{A.17})$$

The previous equation has too many parameters: the input configurations m_k , the tritter parameters τ_j and θ . To find suppression laws it is convenient to consider inputs with only one parameter, in our case $\mathbf{m}^{(I)} = (n_1, 1, 1)$ and $\mathbf{m}^{(II)} = (m, m, m)$, and our families of tritters $T^{(1)}$ and $T^{(2)}$ as the unitary transformation U . Then, for which one of these cases, the suppression functions of Eq.(A.16) are given by:

$$\begin{aligned} f_{(n_1,1,1)}^{(n_1,1,1)}(T^{(1)}) &= \\ &= \frac{\sqrt{2}}{18} \left[(4e^{i2\theta} + 3(1 + e^{i2\theta})n_1 + (3 - e^{i2\theta})n_1^2) \tau_1 + 3n_1(n_1 - 1) \right] \sqrt{1 - \tau_1}, \end{aligned} \quad (\text{A.18})$$

$$\begin{aligned} f_{(n_1,1,1)}^{(n_1,1,1)}(T^{(2)}) &= \\ &= \frac{\sqrt{2}}{4} \left[e^{i2\theta} (2 + 3n_1 + n_1^2) \tau_2 + (3 - e^{i2\theta})n_1 - (1 + e^{i2\theta})n_1^2 \right] \sqrt{\tau_2(1 - \tau_2)}, \end{aligned} \quad (\text{A.19})$$

$$\begin{aligned} f_{(m,m,m)}^{(n_1,1,1)}(T^{(1)}) &= \\ &= \frac{m}{9} \left[2(2m + e^{i2\theta} - 1)(\tau_1 - 1)\tau_1 + m - 1 \right], \end{aligned} \quad (\text{A.20})$$

$$\begin{aligned} f_{(m,m,m)}^{(n_1,1,1)}(T^{(2)}) &= \\ &+ \frac{m}{8} \left[3(3m - 1)e^{i2\theta}\tau_2^2 - 2((6m - 2)e^{i2\theta} - 1)\tau_2 + (4m - 2)e^{i2\theta} - 2 \right] \tau_2, \end{aligned} \quad (\text{A.21})$$

whose roots give the suppression laws for the amplitudes ${}_b\langle n_1, 1, 1 | n_1, 1, 1 \rangle_a$ and ${}_b\langle n_1, 1, 1 | m, m, m \rangle_a$. These results are shown in blue in Fig. 3 of the main text, where the non-trivial suppression laws are ignored (i.e. those that $\tau_1, \tau_2 = 0, 1$). Finally, doing the same the previous one, we have

$$\begin{aligned} f_{(n_1,1,1)}^{(n_1,2,0)}(T^{(1)}) &= \\ &= \frac{\sqrt{2}}{18} \left[(4e^{i2\theta} - 3(e^{i2\theta} - 1)n_1 - (3 + e^{i2\theta})n_1^2)\tau_1 - 3n_1(1 - n_1) \right] \sqrt{1 - \tau_1} + \\ &+ \frac{\sqrt{6}}{9} ie^{i\theta} \left[n_1(2 - n_1) - (2 + n_1 - n_1^2)\tau_1 \right] \sqrt{\tau_1}, \end{aligned} \quad (\text{A.22})$$

$$\begin{aligned} f_{(n_1,1,1)}^{(n_1,2,0)}(T^{(2)}) &= \\ &= \frac{\sqrt{2}}{4} \left[(2 + 3n_1 + n_1^2)e^{i2\theta}\tau_2 - (3 + e^{i2\theta} + (e^{i2\theta} - 1)n_1) n_1 \right] \sqrt{\tau_2(1 - \tau_2)} + \\ &+ \frac{1}{\sqrt{2}} ie^{i\theta} (1 - n_1) \left[n_1 - (1 + n_1)\tau_2 \right] \sqrt{\tau_2}, \end{aligned} \quad (\text{A.23})$$

$$\begin{aligned} f_{(m,m,m)}^{(n_1,2,0)}(T^{(1)}) &= \\ &= \frac{m}{9} \left[(4m - 2 - 2e^{i2\theta})(1 - \tau_1)\tau_1 - m + 1 \right] + \frac{2m}{27} ie^{i\theta} (2\tau_1 - 1) \sqrt{3\tau_1(1 - \tau_1)}, \end{aligned} \quad (\text{A.24})$$

Table A1. Suppression laws for tritter

${}_b\langle \mathbf{n} \mathbf{m} \rangle_a$	$\theta = 0, \pi$	$\theta = \pm \frac{\pi}{2}$	$\theta = 0, \pi$	$\theta = \pm \frac{\pi}{2}$
	τ_1	τ_1	τ_2	τ_2
${}_b\langle n_1, 1, 0 \mathbf{m}^{(II)} \rangle_a$	$\frac{1}{2}$	$\frac{1}{2}$	$\frac{2}{3}$	$\frac{2}{3}$
${}_b\langle n_1, 1, 1 \mathbf{m}^{(I)} \rangle_a$	$\frac{3n_1(n_1-1)}{2(n_1+1)(n_1+2)}$	$\frac{3n_1}{4(n_1+1)}, n_1 \neq 1$ §	$\frac{2n_1(n_1-1)}{(n_1+1)(n_1+2)}$	$\frac{4n_1}{(n_1+1)(n_1+2)}$
${}_b\langle n_1, 2, 0 \mathbf{m}^{(I)} \rangle_a$	$\frac{1}{2}, n_1 = 1, 2$	See Eq.(A.22)	$\frac{2}{3}, n_1 = 1, 2$	See Eq.(A.23)
${}_b\langle n_1, 1, 1 \mathbf{m}^{(II)} \rangle_a$	$\frac{1}{2} \left(1 \pm \frac{1}{\sqrt{m}} \right)$	$\frac{1}{2}$	$\frac{2m-1}{3m-1} \pm \sqrt{\frac{12(4m-1)}{6(3m-1)}}$	$\frac{2}{3}, \frac{2m}{3m-1}$
${}_b\langle n_1, 2, 0 \mathbf{m}^{(II)} \rangle_a$	$\frac{1}{2}$	See Eq.(A.24)	$\frac{2}{3}, \frac{2m}{3m-1}$	$\frac{2m-1}{3m-1} \pm \sqrt{\frac{12(4m-1)}{6(3m-1)}}$

$$\begin{aligned}
 f_{(m,m,m)}^{(n_1,2,0)}(T^{(2)}) &= \\
 &= \frac{m}{8} \left[(9m-3)e^{i2\theta}\tau_2^2 - 2((6m-2)e^{i2\theta}+1)\tau_2 + 2((2m-1)e^{i2\theta}+1) \right] \tau_2.
 \end{aligned} \tag{A.25}$$

whose roots give the suppression laws for the amplitudes ${}_b\langle n_1, 2, 0 | n_1, 1, 1 \rangle_a$ and ${}_b\langle n_1, 2, 0 | m, m, m \rangle_a$. These results are shown in red in Fig. 3, where the non-trivial suppression laws are also ignored. In addition, some of these suppression laws can be obtained explicitly, which are shown in Table A1.

Appendix B. Suppression laws from permutation symmetry

In Refs. [19, 20] were developed the permutation symmetry principle for the derivation of suppression laws. Now we will show that only a part of the suppression laws we found are related to these symmetries. First of all, denoting S_M as the group of permutations of M elements and σ their elements, we define the action of the permutation operator P_σ in a M -dimensional vector as follows

$$P_\sigma \begin{pmatrix} x_1 \\ \vdots \\ x_M \end{pmatrix} = \begin{pmatrix} x_{\sigma^{-1}(1)} \\ \vdots \\ x_{\sigma^{-1}(M)} \end{pmatrix}. \tag{B.1}$$

Let an input configuration which is symmetric under the operation $\sigma(\mathbf{m}) = \mathbf{m}$ and an interferometer U that satisfies:

$$P_\sigma U = ZU\Lambda, \tag{B.2}$$

where Z is a diagonal unitary matrix related to external phases and Λ a diagonal matrix that contains the eigenvectors of P_σ . Here, we denote $D(d_1, d_2, d_3)$ a being a diagonal matrix with elements d_1, d_2 and d_3 . Then, according to Refs. [19, 20], the outputs \mathbf{n} satisfying $\lambda_1^{n_1} \dots \lambda_M^{n_M} \neq 1$ are suppressed and considering our choice of input/outputs, the corresponding suppression laws are shown in Table B1 (a), where our tritters are

denoted by $T^{(k)} = T^{(k)}(\tau_k, \theta)$. Similarly, if we have outputs symmetrical under the operation $\sigma(\mathbf{n}) = \mathbf{n}$ and an interferometer satisfying

$$UP_\sigma^\dagger = \Lambda^*UZ^*, \quad (\text{B.3})$$

we have suppression for inputs \mathbf{m} such that $\lambda_1^{m_1} \dots \lambda_M^{m_M} \neq 1$. These suppression laws are shown in Table B1 (b) for our choice of inputs/outputs.

For the interference in a beamsplitter, we need to consider the group $S_2 = \{\mathbb{I}, (12)\}$. From our results, only the suppression laws for the amplitudes ${}_b\langle n_1, 1 | m, m \rangle_a$ are related to the symmetry principle, since they are zero for $\tau = 1/2$, which corresponds to the beamsplitter symmetrical under the permutation (12).

For the interference in a tritter, we need to consider the permutation group $S_3 = \{\mathbb{I}, (12), (13), (23), (123), (132)\}$. From our method, part of the suppression laws obtained for the amplitudes ${}_b\langle n_1, 2, 0 | m, m, m \rangle_a$ are related to the symmetry principle. These amplitudes are zero for the tritter T_s , which is symmetric under the permutations (123) and (321), and are related to the constant solutions of Eqs. (16),(17). Our tritters also can recover the suppression laws due to the permutations (12) and (23), however, these results are the trivial cases, where some $\tau_j = 0$ or $\tau_j = 1$. Now, denoting our tritters by $T^{(k)} = T^{(k)}(\tau_k, \theta)$, these last suppression laws are shown in Table B1.

Table B1. Suppression laws for tritter from permutation symmetry

a) Output suppression configurations for symmetric inputs $P_\sigma(\mathbf{m}) = \mathbf{m}$				
σ	U	Λ	Eq.(B.2)	$f_{\mathbf{m}}^{\mathbf{n}}(U)$
(12)	$T^{(2)}(1, \theta)$	$D(-1, 1, 1)$	$\langle n_1, 1, 1 \mathbf{m}^{(II)} \rangle$ and $\langle n_1, 2, 0 \mathbf{m}^{(II)} \rangle$ for odd n_1	$\langle 1, 1, 1 1, 1, 1 \rangle$ and $\langle 1, 2, 0 1, 1, 1 \rangle$
(12)	$T^{(2)}(0, 0)$	$D(1, -1, 1)$	$\langle n_1, 1, 1 \mathbf{m}^{(II)} \rangle$ for any n_1	Same
(12)	$T^{(2)}(0, \pi)$	$D(1, 1, -1)$	$\langle n_1, 1, 1 \mathbf{m}^{(II)} \rangle$ for any n_1	Same
(123)	T_s	$D(1, e^{i2\pi/3}, e^{i4\pi/3})$	$\langle n_1, 2, 0 \mathbf{m}^{(II)} \rangle$ for any n_1	Same
(321)	T_s	$D(1, e^{i4\pi/3}, e^{i2\pi/3})$	$\langle n_1, 2, 0 \mathbf{m}^{(II)} \rangle$ for any n_1	Same
b) Input suppression configurations for symmetric outputs $P_\sigma(\mathbf{n}) = \mathbf{n}$				
σ	U	Λ	Eq.(B.3)	$f_{\mathbf{m}}^{\mathbf{n}}(U)$
(23)	$T^{(1)}(1, \theta)$	$D(1, -1, 1)$	$\langle n_1, 1, 1 \mathbf{m}^{(I)} \rangle$ and $\langle n_1, 1, 1 \mathbf{m}^{(II)} \rangle$ for any n_1	Same
(23)	$T^{(1)}(0, \theta)$	$D(-1, 1, 1)$	$\langle n_1, 1, 1 \mathbf{m}^{(I)} \rangle$ and $\langle n_1, 1, 1 \mathbf{m}^{(II)} \rangle$ for odd n_1	$\langle 1, 1, 1 1, 1, 1 \rangle$
(23)	$T^{(2)}(1, \theta)$	$D(1, 1, -1)$	$\langle n_1, 1, 1 \mathbf{m}^{(I)} \rangle$ and $\langle n_1, 1, 1 \mathbf{m}^{(II)} \rangle$ for any n_1	Same

References

- [1] C. K. Hong, Z. Y. Ou, and L. Mandel, Measurement of subpicosecond time intervals between two photons by interference, *Phys. Rev. Lett.* **59**, 2044 (1987).
- [2] Z. Y. Ou, Temporal distinguishability of an N -photon state and its characterization by quantum interference, *Phys. Rev. A* **74**, 063808 (2006).
- [3] F. W. Sun and C. W. Wong, Indistinguishability of independent single photons, *Phys. Rev. A* **79**, 013824 (2009).
- [4] M. Zukowski, A. Zeilinger, M. A. Horne, Realizable higher-dimensional two-particle entanglement via multiport beam splitters, *Phys. Rev. A* **55**, 2564 (1997)
- [5] X. B. Zou, K. Pahlke, and W. Mathis, Generation of entangled photon states by using linear optical elements, *Phys. Rev. A* **66**, 014102 (2002).
- [6] Y. Liang Lim and A. Beige, Multiphoton entanglement through a Bell-multiport beam splitter, *Phys. Rev. A* **71**, 062311 (2005).
- [7] S. Scheel, K. Nemoto, W. J. Munro, and P. L. Knight, Measurement-induced nonlinearity in linear optics, *Phys. Rev. A* **68**, 032310 (2003).
- [8] R. A. Campos, B. E. A. Saleh, M. C. Teich, Quantum-mechanical lossless beam splitter: SU(2) symmetry and photon statistics, *Phys. Rev. A* **40**, 1371 (1989).
- [9] Z. Y. Ou, J.-K. Rhee, and L. J. Wang, Observation of Four-Photon Interference with a Beam Splitter by Pulsed Parametric Down-Conversion, *Phys. Rev. Lett.* **83**, 959 (1999).
- [10] Y. Liang Lim and A. Beige, Generalized Hong-Ou-Mandel experiments with bosons and fermions, *New J. of Physics* **7**, 155 (2005).
- [11] M. C. Tichy, M. Tiersch, F. Melo, F. Mintert, A. Buchleitner, Zero-Transmission law for multiport beam splitters, *Phys. Rev. Lett.* **104**, 220405 (2010).
- [12] M. C. Tichy, M. Tiersch, F. Mintert, and A. Buchleitner, Many-particle interference beyond many-boson and many-fermion statistics, *New J. of Physics* **14**, 093015 (2012).
- [13] Z.-E. Su, Y. Li, P. P. Rohde, H.-L. Huang, X.-L. Wang, L. Li, N.-L. Liu, J. P. Dowling, C.-Y. Lu, and J.-W. Pan, Multiphoton Interference in Quantum Fourier Transform Circuits and Applications to Quantum Metrology, *Phys. Rev. Lett.* **119**, 080502 (2017).
- [14] A. Crespi, R. Osellame, R. Ramponi, M. Bentivegna, F. Flamini, N. Spagnolo, N. Viggianiello, L. Innocenti, P. Mataloni, and F. Sciarrino, Suppression law of quantum states in a 3D photonic fast Fourier transform chip, *Nat. Commun.* **7**, 10469 (2016).
- [15] M. Tillmann, S.-H. Tan, S. E. Stoeckl, B. C. Sanders, H. de Guise, R. Heilmann, S. Nolte, A. Szameit, and P. Walther, Generalized Multiphoton Quantum Interference, *Phys. Rev. X* **5**, 041015 (2015).
- [16] J. Carolan, C. Harrold, C. Sparrow, E. Martín-López, N. J. Russell, J. W. Silverstone, P. J. Shadbolt, N. Matsuda, M. Oguma, M. Itoh, G. D. Marshall, M. G. Thompson, J. C. F. Matthews, T. Hashimoto, J.L. O'Brien, and A. Laing, Universal Linear Optics, *Science* **349**, 711 (2015).
- [17] A. J. Menssen, A. E. Jones, B. J. Metcalf, M. C. Tichy, S. Barz, W. S. Kolthammer, and I. A. Walmsley, Distinguishability and many-particle interference, *Phys. Rev. Lett.* **118**, 153603 (2017).
- [18] S. Agne, J. Jin, J. Z. Salvail, K. J. Resch, T. Kauten, E. Meyer-Scott, D. R. Hamel, G. Weihs, and T. Jennewein, Observation of genuine three-photon interference, *Phys. Rev. Lett.* **118**, 153602 (2017).
- [19] C. Dittel, G. Dufour, M. Walschaers, Totally destructive many-particle interference, *Phys. Rev. Lett.* **120**, 240404 (2018).
- [20] C. Dittel, G. Dufour, M. Walschaers, G. Weihs, A. Buchleitner, R. Keil, Totally destructive interference for permutation-symmetric many-particle states, *Phys. Rev. A* **97**, 062116 (2018).
- [21] S. Scheel, Permanents in linear optical networks, Arxiv: quant-ph/0406127.

- [22] S. Aaronson, A. Arkhipov, The computational Complexity of Linear Optics, *Theory of Computing* **9**, 143 (2013)
- [23] H. Minc, *Permanents, Encyclopedia of Mathematics and Its Applications*, Vol. **6** (Addison-Wesley Publ. Co., Reading, Mass., 1978).
- [24] D. M. Jackson, The unification of certain enumeration problems for sequences, *Journal of Combinatorial Theory A* **22**, 92–96 (1977).
- [25] P. Diaconis and A. Gangolli, *Rectangular Arrays with Fixed Margins*. In: *Discrete Probability and Algorithms. The IMA Volumes in Mathematics and its Applications*, D. Aldous, P. Diaconis, J. Spencer, and J. M. Steele (eds), vol. 72. pp. 15 (Springer, New York, NY, 1995).
- [26] V. S. Shchesnovich, Assymptotic evaluation of bosonic probability amplitudes in linear unitary networks in the case of large number of bosons, *Int. J. Quantum Inf.* **11**, 1350045 (2013).
- [27] T. Engl, J. D. Urbina, K. Richter, Complex scattering as canonical transformation: A semiclassical approach in Fock space, *Annalen der Physik* **527**, 737 (2015).
- [28] F. M. Miatto, N. Quesada, Fast optimization of parametrized quantum optical circuits, *Quantum* **4**, 366 (2020).
- [29] M. G. Jabbour, N. J. Cerf, Multiparticle quantum interference in Bogoliubov bosonic transformations, *Phys.Rev.Res.* **3**, 043065 (2021).
- [30] M. Reck, A. Zeilinger, H. J. Bernstein, and P. Bertani, Experimental realization of any discrete unitary operator, *Phys. Rev. Lett.* **73**, 58 (1994).
- [31] R. A. Campos, Three-photon Hong-Ou-Mandel interference at a multiport mixer, *Phys. Rev. A* **62**, 013809 (2000)
- [32] V. S. Shchesnovich, Partial indistinguishability theory for multiphoton experiments in multiport devices, *Phys. Rev. A* **91**, 013844 (2015).
- [33] M. C. Tichy, Sampling of partially distinguishable bosons and the relation to the multidimensional permanent, *Phys. Rev. A* **91**, 022316 (2015).
- [34] J. Tiedau, T. J. Bartley, G. Harder, A. E. Lita, S. W. Nam, T. Gerrits, C. Silberhorn, Scalability of parametric down-conversion for generating higher-order Fock states, *Phys. Rev. A* **100**, 041802(R) (2019).
- [35] M. Uria , P. Solano, C. Hermann-Avigliano, Deterministic Generation of Large Fock States, *Phys. Rev. Lett.* **125**, 093603 (2020).
- [36] N. Rivera, J. Sloan, Y. Salamin, J. D. Joannopoulos, M. Soljacic, Creating large Fock states and massively squeezed states in optics using systems with nonlinear bound states in the continuum, Arxiv: 2211.01514