

Large Matchings in Maximal 1-planar graphs

Therese Biedl* John Wittnebel

Abstract

It is well-known that every maximal planar graph has a matching of size at least $\frac{n+8}{3}$ if $n \geq 14$. In this paper, we investigate similar matching-bounds for maximal *1-planar* graphs, i.e., graphs that can be drawn such that every edge has at most one crossing. In particular we show that every 3-connected simple-maximal 1-planar graph has a matching of size at least $\frac{2n+6}{5}$; the bound decreases to $\frac{3n+14}{10}$ if the graph need not be 3-connected. We also give (weaker) bounds when the graph comes with a fixed 1-planar drawing or is not simple. All our bounds are tight in the sense that some graph that satisfies the restrictions has no bigger matching.

1 Introduction

Matchings are one of the oldest and best-studied problems in graph theory, see for example the extensive reviews of matching theory in [3, 17]. We focus here on matchings in graphs with special drawings. In particular, a graph is called planar if it can be drawn without crossing in the plane (detailed definitions are below). Nishizeki and Baybars [19] showed that every planar graph with $n \geq X$ vertices has a matching of size at least $Yn + Z$, where X, Y, Z depend on the minimum degree δ and the connectivity κ of the graph (they explore all possibilities of δ and κ). Their bounds are tight.

To name one specific bound, Nishizeki and Baybars proved that every 3-connected planar graph with minimum degree 3 has a matching of size at least $\frac{n+8}{3}$ if $n \geq 14$. This in particular implies that every simple-maximal planar graph with $n \geq 14$ has a matching of this size, since such graphs are 3-connected and hence have minimum degree 3. The latter result was re-proved (with a different technique) in [4].

The goal of this paper is to develop similar results for maximal 1-planar graphs, for which we first need to clarify what we mean by ‘maximal 1-planar’. Typically ‘maximal’ means that we cannot add edges and stay in the class, but do we begin with a fixed drawing or can we consider all drawings? Are we allowed to have loops and parallel edges under some restrictions? This choice of definition of ‘maximal’ affects the size of a maximum matching, so we will give bounds both for *simple-saturated 1-planar drawings* (where no edge can be

*Corresponding author. David R. Cheriton School of Computer Science, University of Waterloo, Waterloo, Ontario N2L 3G1, Canada. biedl@uwaterloo.ca. Supported by NSERC.

added without violating 1-planarity or simplicity) and for *simple-maximal 1-planar graphs* (where all possible 1-planar drawings must be simple-saturated). In contrast to planar graphs, simple-saturated 1-planar drawings need not represent a 3-connected graph, so we will distinguish further by whether the graph is 3-connected or not since this again affects the size of a maximum matching. Table 1 shows the results that we achieve; for all these graph classes we prove a lower bound on the matching size, and the lower bound is tight for some graph.

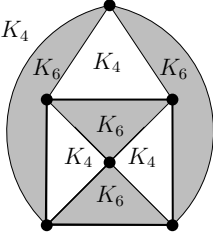
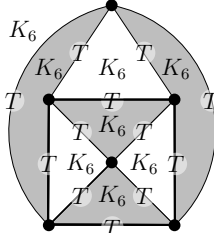
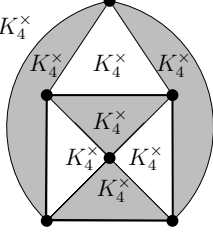
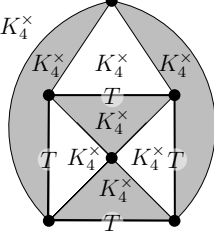
Size of a maximum matching		
	3-connected	not 3-connected
simple-maximal 1-planar graph	$\frac{2n+6}{5} \approx 0.4n$ Theorem 4 Figure 8a 	$\frac{3n+14}{10} \approx 0.3n$ Theorem 5 Figure 8c 
simple-saturated 1-planar drawing	$\frac{n+4}{3} \approx 0.33n$ Theorem 2 Figure 9b 	$\frac{n+6}{4} \approx 0.25n$ Theorem 3 Figure 9c 

Table 1: Results in this paper. We list the theorem that proves the lower bound and an abstract description of the graph where it is tight; the listed figure shows all details of the graph.

We also briefly study graphs that are not simple (this makes a difference to the matching-size since then ‘maximal’ can be achieved with fewer non-parallel edges), and here again prove tight bounds on the matching-size if the graphs have no loops.

As for prior work on matching in 1-planar graphs, we know of two results. First, in a generalization of the results by Nishizeki and Baybars [19], we studied 1-planar graphs with minimum degree k (for $k = 3, \dots, 7$) and provided lower bounds on a matching size; for $k = 3, 4, 5$ these are tight [6]. Second, Fabrici et al. showed that any 4-connected simple-maximal 1-planar graphs has a Hamiltonian cycle [13] (in fact ‘simple-maximal’ can be relaxed to ‘at all crossings the endpoints induce K_4 ’). Therefore it has a matching of size $\lfloor \frac{n}{2} \rfloor$, which is of course tight.

Other related work: Our proof of the matching bounds relies on the Tutte-Berge-formula [2, 3], which relates the size of a maximum matching to $\max_{S \subseteq V} \{\text{odd}(G \setminus S) - |S|\}$, where $\text{odd}(G \setminus S)$ denotes the number of connected components of $G \setminus S$ that have odd cardinality. However, in nearly all our proofs we actually bound $\max_S \{\text{comp}(G \setminus S) - |S|\}$, where

$\text{comp}(G \setminus S) \geq \text{odd}(G \setminus S)$ is the number of connected components of $G \setminus S$, i.e., counting components of both even and odd cardinality.

There are many results that relate $\text{comp}(G \setminus S)$ to $|S|$. The *toughness of a graph* [9] is $\max_{\emptyset \neq S \subseteq V} \{\text{comp}(G \setminus S)/|S|\}$. Many results have been found for the toughness, see an overview by Bauer et al. [1]. Another related concept is *ℓ -connectivity* [8, 20], which is defined to be the minimum $|S|$ for which $\text{comp}(G \setminus S) \geq \ell$. See a survey by Li and Wei [16] for more on this and related concepts of generalized connectivity.

While both toughness and ℓ -connectivity deal with the relationship between $\text{comp}(G \setminus S)$ and $|S|$, the toughness maximizes the ratio between the two, and the ℓ -connectivity minimizes $|S|$ for a given value of $\text{comp}(G \setminus S)$. Neither of them immediately implies any results for the difference between the two, and so to our knowledge the results in this paper (which bound $\text{comp}(G \setminus S) - |S|$ for some classes of 1-planar graphs) are new.

2 Preliminaries

Let $G = (V, E)$ be a graph with n vertices. We assume familiarity with basic terms in graph theory such as connectedness; see e.g. [11] for details. A graph is called *simple* if it has neither a loop nor a parallel edge. Throughout most of the paper our input graph is connected, simple and has $n \geq 3$. However, we sometimes add parallel edges to the input-graph (we never add loops), and we sometimes consider subgraphs that may be disconnected or have very few vertices, and so our claims specifically permit disconnected non-simple graphs with $n \leq 2$ unless stated otherwise.

A *matching* M of G is a set of edges for which no two edges have a common endpoint. A vertex is *matched* if it is incident to an edge in M and *unmatched* otherwise. We write $\mu(G)$ for the size of a maximum matching of G .

A *connected component* of a graph G is a maximal subgraph that is connected; it is called *odd* if it has an odd number of vertices. We write $\text{comp}(G)$ and $\text{odd}(G)$ for the number of connected components and odd connected components of G , respectively. We will use these terms mostly for a subgraph $G \setminus S$ obtained by deleting the vertices of a set S and their incident edges. The Tutte-Berge formula [2, 3] famously connects the number of odd components to the size of a maximum matching.

Theorem 1 (Tutte-Berge formula). *We have $\mu(G) = \frac{1}{2} \max_{S \subseteq V} \{|V| + |S| - \text{odd}(G \setminus S)\}$. Equivalently, any maximum matching has $\max_{S \subseteq V} \{\text{odd}(G \setminus S) - |S|\}$ unmatched vertices.*

A *cutting set* is a vertex-set S with $\text{comp}(G \setminus S) > \text{comp}(G)$; it is called a *cut-vertex* if $|S| = 1$ and a *cutting pair* if $|S| = 2$. Graph G is called *k -connected* if it has no cutting set of size $k - 1$ or less.

Planar and 1-planar graphs: A *drawing* Γ of a graph G assigns vertices to points in \mathbb{R}^2 and edges to curves in \mathbb{R}^2 such that edge-curves connect the corresponding endpoints. All drawings are assumed to be *good* (see e.g. [21]), which means that (a) no two vertex-points

coincide and no edge-curve intersects a vertex-point except at its two ends; (b) if two edge-curves intersect at a point p that is not a common endpoint, then they properly cross at p ; (c) if three or more edge-curves intersect in a point p , then p is a common endpoint of the curves; (d) if the curves of two edges e, e' intersect twice at points $p \neq p'$, then e, e' are parallel edges and p, p' are their endpoints; and (e) if the curve of an edge e self-intersects at point p , then e is a loop and p is its endpoint.

We usually identify the graph-theoretic object (vertex, edge) with the geometric object that represents it (point, curve). A drawing is called k -planar if every edge participates in at most k crossings; in this paper all drawings are 1-planar and sometimes we restrict the attention to 0-planar (*planar*) drawings. A graph is called *planar/1-planar* if it has a planar/1-planar drawing. We sometimes abuse the term “drawing” also for its underlying graph; in particular, we can speak of a 1-planar drawing as being 3-connected or simple.

For the following definitions fix a planar drawing Γ of a (possibly disconnected) graph. The *faces* of Γ are the connected regions of $\mathbb{R}^2 \setminus \Gamma$. For a face F , let $\text{comp}(F)$ be the number of connected components of its boundary. The *face-boundary* is the boundary of F , viewed as a collection of circuits in the graph (some of those circuits may consist of just one vertex, or of a single edge visited twice). Define the *degree* $\text{deg}(F)$ of F to be $m_F + 2 \text{comp}(F) - 2$, where m_F is number of edge-incidences in the face-boundary (repeatedly visited edges count twice). For example, the face in Figure 1a has $m_F = 3$ and $\text{comp}(F) = 2$ (one circuit consists of a single vertex), hence it has degree 5.¹ The following formula is well-known (for example it is used in [4]), but we give a proof of it in the appendix since we use it for disconnected graphs that may be small or non-simple, and we are not aware of a proof that shows that the formula extends to this case.

Lemma 2.1. *Let Γ be a planar drawing with n vertices, and let f_d be the number of faces of degree d . Then $\sum_d (d-2)f_d = 2n - 4$, even if Γ is non-simple or disconnected or $n \leq 2$.*

We sometimes use the term *deg- d face* for a face that has degree d , especially if $d \in \{2, 3\}$. A *triangulated* planar drawing is one where all faces have degree 3. We specifically *permit* parallel and loops edges in a triangulated graph, as long as they are not drawn as deg-2 or deg-1 face. A *bigon* is a face F that is bounded by a simple 2-cycle, i.e., F is incident to two distinct parallel edges. (If $n \geq 3$ then all deg-2 faces are bigons).

A planar drawing is called *simple-maximal planar* if it is simple and we cannot add an edge to it without either destroying planarity or simplicity. It is folklore that any simple-maximal planar drawing Γ is triangulated and 3-connected. Whitney’s theorem [23] states that therefore the underlying graph G has a unique planar drawing in the sense that all planar drawings of G have the same face-boundaries.

For the following definitions fix a 1-planar drawing Γ . We call an edge *crossed* if it contains a crossing and *uncrossed* otherwise. The *planarization* Γ^\times of Γ is the planar drawing obtained by replacing every crossing with a dummy-vertex of degree 4. The *cells* of Γ are the faces

¹This definition of degree may seem unusual, but is needed to make Lemma 2.1 correct even for disconnected graphs. For simple graphs, an equivalent definition is to set $\text{deg}(F)$ to be the number d such that F can be split into $d-2$ triangles by inserting edges. But our graphs are not always simple.

of its planarization Γ^\times . The *corners* of a cell of Γ are the vertices of the corresponding face of Γ^\times ; corners are vertices or crossings of Γ . A cell is called *uncrossed* if all its corners are vertices, and *crossed* otherwise. Most terms for planar drawings naturally carry over to 1-planar drawings Γ via the planarization Γ^\times . For example, the *degree* and *cell-boundary* of a cell in Γ is the degree/face-boundary of the corresponding face in Γ^\times , and Γ is called *triangulated* if Γ^\times is triangulated.

Assume that Γ has no loops and consider one circuit of a cell-boundary. This must contain at least one vertex z (otherwise an edge crosses itself). Furthermore, walking from z along the boundary until we revisit z , we must encounter at least one other vertex z' , otherwise we either have a loop, or exactly one crossing (then two edges incident to z cross each other) or two consecutive crossings (then some edge is crossed more than once).

Let x be a crossing in Γ , say between edges (v_0, v_2) and (v_1, v_3) . We call v_0, v_1, v_2, v_3 the *endpoints* of the crossing; in a good drawing without loops these are four distinct vertices. For $i = 0, 1, 2, 3$, we call an edge $e = (v_i, v_{i+1})$ (addition modulo 4) a *kite-edge* of x if the face F of Γ^\times incident to (v_i, x) and (x, v_{i+1}) is also incident to e . Face F is permitted to be the unbounded face. We say that Γ has *all possible kite-edges* if every crossing has four kite-edges. Since a missing kite-edge means a cell of degree 4 or more, we have:

Observation 2.2. *In a triangulated 1-planar drawing all possible kite-edges exist.*

A 1-planar simple graph with $n \geq 3$ has at most $4n - 8$ edges [7] and a similar proof shows that it has at most $4n - 8$ cells in any 1-planar drawing. We strengthen this bound by giving a weighted version.

Lemma 2.3. *Let Γ be a 1-planar drawing with all possible kite-edges. For cell L set $w_0(L) := 1$ if L is crossed, and $w_0(L) := 2(\deg(L) - 2)$ otherwise. Then $\sum_{L \in \Gamma} w_0(L) = 4n - 8$.*

Proof. Create another drawing Γ' by removing, for every crossing x , one of the two crossed edges. Since all four kite-edges of x exists, this replaces four crossed cells (with total weight $4 \cdot 1$) by two uncrossed deg-3 cells (with total weight $2 \cdot 2$), so the overall weight stays the same. The resulting drawing Γ' is planar, and any face F of Γ' has weight $2(\deg(F) - 2)$. By Lemma 2.1 therefore $\sum_{L \in \Gamma} w_0(L) = \sum_{F \in \Gamma'} 2(\deg(F) - 2) = 4n - 8$. \square

Maximal 1-planar drawings and graphs: We say that a 1-planar drawing Γ is *simple-saturated* if it represents a simple graph, and adding any edge to Γ destroy simplicity or 1-planarity. In contrast to planar graphs, a simple-saturated 1-planar drawing need not be triangulated; for example see Figure 1b. Vice versa, a triangulated 1-planar drawing need not be saturated (it can violate condition (S_2) defined below), so in contrast to planar drawings, there is no relationship between ‘simple-saturated’ and ‘triangulated’. For future reference we note some properties of a simple-saturated 1-planar drawing (named (S_{\dots}) because the ‘S’ reminds of ‘saturated’); Figure 2 illustrates them.

Observation 2.4. *A simple 1-planar drawing Γ is simple-saturated if and only if (S_1) for any cell that is incident two vertices $z_0 \neq z_1$, edge (z_0, z_1) exists, and*

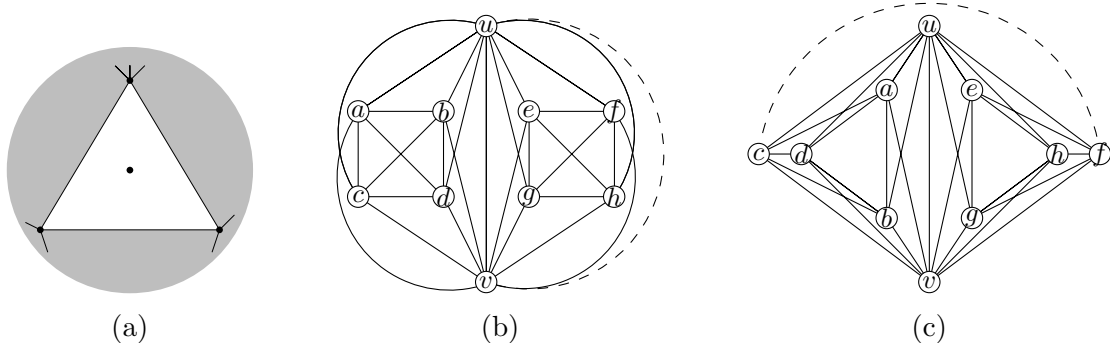


Figure 1: (a) A face with disconnected boundary and degree 5. (b) A graph (solid) with a simple-saturated 1-planar drawing that can be made triangulated only by adding a parallel edge (dashed). (c) Drawing the same graph differently allows to add a new edge (dashed).

(S_2) for any uncrossed edge (u, v) with two incident cells L_0, L_1 , if L_i contains a vertex $z_i \neq u, v$ for $i = 0, 1$, then either $z_0 = z_1$ or (z_0, z_1) exists.

Furthermore, in any simple-saturated 1-planar drawing

(S_3) no cell-boundary is disconnected, and

(S_4) no cell has multiple incidences with a vertex.

Proof. If (S_1) or (S_2) were violated, then we could add a new edge (z_0, z_1) . Vice versa, if we can add a new edge $e = (z_0, z_1)$ to Γ , then (S_1) holds (at the cell where e is inserted) if e is uncrossed and (S_2) holds (at the edge (u, v) crossed by e) if e is crossed.

If some cell L had a disconnected boundary, then we could find vertices z_0, z_1 on each of its circuits, contradicting (S_1) since z_0, z_1 could be separated by a closed curve drawn within L . If L were incident to a vertex v repeatedly, then each part of the cell-boundary between two occurrences of v contains a vertex, so we can find two vertices z_0, z_1 on L , contradicting (S_1) since z_0, z_1 could be separated by a loop at v drawn within L . \square

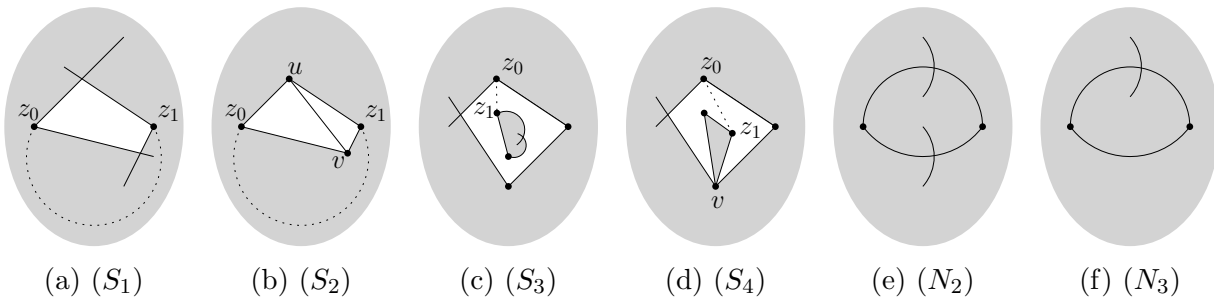


Figure 2: Violations to some of our properties. Dotted edges do not exist (but should).

In a triangulated drawing (S_1) (and therefore also (S_3) and (S_4)) hold automatically since a cell with three corners has no non-adjacent vertices.

A 1-planar graph G is called *simple-maximal* if it is simple and *every* 1-planar drawing of G is simple-saturated. Note that this is a stronger condition than ‘having a simple-saturated 1-planar drawing’; for example, the graph in Figure 1b has the simple-saturated 1-planar drawing shown there, but redrawing it as in Figure 1c allows to add an edge, so the graph is not simple-maximal. As opposed to planar graphs, simple-maximal 1-planar graphs do not necessarily have a unique 1-planar drawing, even if they are 3-connected (Figure 8b will give a specific example).

3 Existence of large matchings

In this section, we prove the lower bounds on $\mu(G)$ listed in Table 1. So we assume that we are given a 1-planar graph G that is either simple-maximal or that comes with a simple-saturated drawing Γ_0 .

We first give an outline. As with many previous matching-bound papers (see e.g. [4, 12, 19]), we use the Tutte-Berge-formula (Theorem 1). To lower-bound the size of a maximum matching, it hence suffices to find an upper bound on $\text{odd}(G \setminus S) - |S|$ for an arbitrary vertex-set S , which in turn can be done by finding an upper bound on $\text{comp}(G \setminus S) - |S|$.

To do so, we follow the same idea as used in [4] to show that a simple-maximal planar graph G has a matching of size $\frac{n+8}{3}$. We sketch it briefly here. Take a planar drawing Γ of G and fix an arbitrary vertex set S . Consider the induced drawing $\Gamma[S]$. This is a planar drawing (possibly disconnected) and some of its faces *cover* vertices of $V \setminus S$ in the sense that the vertex belongs to the region of \mathbb{R}^2 that defines the face. Let f_d° be the number of faces of $\Gamma[S]$ that cover vertices of $V \setminus S$ and that have degree d . Since the covered vertices form one component of $G \setminus S$ [12], we have $\text{comp}(G \setminus S) = \sum_d f_d^\circ$. Combining this with $\sum_d (d-2)f_d = 2|S| - 4$ yields $\text{comp}(G \setminus S) - |S| \leq \frac{1}{2}f_3^\circ - 2$. Furthermore, $f_3^\circ \leq \frac{1}{3}(2n - 4)$ since every face of $\Gamma[S]$ that covers a vertex of $V \setminus S$ covers at least three faces of Γ . Together the inequalities give $\text{odd}(G \setminus S) - |S| \leq \text{comp}(G \setminus S) - |S| \leq \frac{n-8}{3}$ and the matching-bound follows from Theorem 1.

The argument for a 1-planar graph G principally follows the same approach, but various steps are much more complicated.

- Fix a 1-planar drawing Γ_0 of G if not given to us. In contrast to planar graphs, Γ_0 need not be triangulated. We show (in Section 3.1) how to turn Γ_0 into a triangulated drawing Γ by adding parallel edges while maintaining some properties.
- For a given vertex-set S , the sub-drawing $\Gamma[S]$ is not necessarily planar, and we hence cannot talk about its faces. Instead we define (in Section 3.2) a concept called ‘patches’, which mostly correspond to uncrossed cells of $\Gamma[S]$ (or actually of a sub-drawing Γ_S of $\Gamma[S]$), but some patches correspond to crossings of Γ_S .
- Since we added parallel edges to Γ , sub-drawing Γ_S may have bigons. With this, the upper bound on $\text{comp}(G \setminus S) - |S|$ (which was $\frac{1}{2}f_3^\circ - 2$ for planar graphs) becomes $|\mathcal{P}_2^\circ| + \frac{1}{2}|\mathcal{P}_3^\circ| - 2$, where \mathcal{P}_d° are the patches of degree d that have vertices inside. But

this turns out to be not strong enough, and we prove (see Lemma 3.7 in Section 3.3) a stronger upper bound that considers more types of patches.

- We need the equivalent of the bound $f_3^\circ \leq \frac{1}{3}(2n - 4)$. One can easily get bounds for $|\mathcal{P}_d^\circ|$ using weight-function $w_0(\cdot)$ and Lemma 2.3, but they are not strong enough, and we therefore transfer some weight between cells of Γ to get a new weight-function $w_\alpha(\cdot)$ that has no more total weight (Section 3.4). With an extensive case analysis we then get better lower bounds on the weights of small patches.

We put everything together in Section 3.5 to prove our lower bounds on $\mu(G)$.

3.1 Triangulating the graph

As a first step, we want a triangulated 1-planar drawing Γ of G (if G comes with a fixed drawing Γ_0 , then Γ should be a super-drawing of Γ_0). It is easy to make a 1-planar drawing triangulated by inserting edges, but since we require some properties of the resulting drawing (named $(N\dots)$ since they relate to non-simplicity), we review the proof here. We first state the conditions (see also Figure 2):

Definition 3.1. *Define the following properties of a 1-planar drawing:*

- (N_1) *There are no loops.*
- (N_2) *If there are two or more copies of an edge, then at most one copy is crossed.*
- (N_3) *If there are two or more copies of an edge, then all copies are uncrossed.*

Of course (N_3) implies (N_2) , but we can guarantee (N_3) only when we can choose Γ_0 .

Lemma 3.2. *Let Γ_0 be a simple-saturated 1-planar drawing with $n \geq 3$ vertices. Then there exists a triangulated 1-planar drawing Γ that is obtained from Γ_0 by adding uncrossed parallel edges and that satisfies (N_1) - (N_2) as well as (S_2) .*

Proof. Initially set $\Gamma := \Gamma_0$. This satisfies (N_1) - (N_2) since Γ_0 is simple. It likewise has no bigon, and it satisfies (S_1) - (S_4) since Γ_0 is simple-saturated; we will maintain all these properties while adding edges. Now assume that Γ is not yet triangulated. Since there is no bigon and $n \geq 3$, some cell L of Γ must have degree 4 or more. By (S_3) - (S_4) , the boundary of L is a single circuit without repeating vertices. By $\deg(L) \geq 4$, it must contain two non-consecutive vertices z_0, z_1 since there are no consecutive crossings. By (S_1) an edge (z_0, z_1) exists in Γ . Let Γ' be the drawing obtained from Γ by inserting a new copy of (z_0, z_1) inside L . The new edge e has no crossing and connects two distinct non-consecutive vertices, so (N_1) - (N_2) hold and there is no bigon. Properties (S_1) and (S_4) cannot become violated by adding an edge. Property (S_2) held for Γ , so could be violated in Γ' only at e , but then (S_1) would have been violated at L , impossible.

Now repeat with $\Gamma := \Gamma'$, which has more cells than Γ . Since $\sum_L w_0(L) = 4n - 8$ and every cell has positive weight (since it has degree 3 or more), there are at most $4n - 8$ cells. So the process will stop eventually with a triangulated drawing. \square

If we can choose the initial drawing then we can also achieve (N_3) .

Lemma 3.3. *Let G be a simple-maximal 1-planar graph. Then there exists a super-graph G^+ of G (obtained by adding parallel edges) and a triangulated 1-planar drawing Γ of G^+ that satisfies (N_1) - (N_3) as well as (S_2) .*

Proof. Fix a 1-planar drawing Γ_0 of G that minimizes the number of crossed edges, and let Γ be the 1-planar drawing obtained from Γ_0 with Lemma 3.3. We only have to argue that (N_3) holds. It can be violated only at an edge e of $\Gamma \setminus \Gamma_0$; all other edges have no parallel copies. Edge e is uncrossed in Γ . If a crossed copy e' of e exists in Γ , then e' also existed in Γ_0 since we only add uncrossed edges. But then we could obtain a drawing of G with fewer crossed edges by taking Γ_0 , removing e' and adding e . Contradiction. \square

Since we have created the triangulated drawing Γ by adding parallel edges, we have $\mu(\Gamma) = \mu(G)$, so it suffices to bound $\mu(\Gamma)$.

3.2 Γ_S , patches and components they cover

So from now on, we will work with a triangulated 1-planar drawing Γ that satisfies (S_2) , (N_1) , (N_2) and (perhaps) (N_3) . However, many of our claims below hold even without some of these properties (e.g. up to Lemma 3.7 we can have loops), and so we explicitly list the required properties with each claim.

Fix an arbitrary vertex-set S ; we want to bound $\text{comp}(\Gamma \setminus S) - |S|$. We will often assume that $\text{comp}(\Gamma \setminus S) \geq 2$; the case $\text{comp}(\Gamma \setminus S) \leq 1$ is easily handled separately when we put everything together in Section 3.5. We need to define a sub-drawing of Γ implied by S that will be crucial later.

Definition 3.4. *Given a triangulated 1-planar drawing Γ and a vertex-set S , define sub-drawing Γ_S as follows.*

1. Begin with the sub-drawing $\Gamma[S]$ induced by the vertices of S .
2. Delete any edge that is crossed by some edge (u, v) in Γ for which $u \notin S$ or $v \notin S$. See e.g. edge (a, b) in Figure 3.
3. Delete any uncrossed edge that is incident twice to the same cell of the drawing. See e.g. edge (c, d) in Figure 3.

Figure 3b illustrates drawing Γ_S . Since all vertices of Γ_S are in S , any crossing x of Γ_S is a *pure- S -crossing*: all its endpoints are in S . Also, x has all four kite-edges in Γ_S since those existed in Γ by Observation 2.2. Let the *crossing-patch* P_x be the 4-cycle defined by the four kite-edges of x (these are uncrossed), and let the *cells covered by P_x* be the four cells of Γ incident to x . Let \mathcal{P}^{\boxtimes} be the set of all crossing-patches.

Any cell L of Γ_S that is not incident to a pure- S -crossing is uncrossed. Let the *face-patch* P_L of L be the cell-boundary of L , i.e., a collection of circuits. All edges of P_L are uncrossed in Γ_S since L is uncrossed, and they are uncrossed in Γ as well due to Step 2 of Definition 3.4. No edge is visited twice by P_L due to Step 3 of Definition 3.4. Let the *cells covered by P_L*

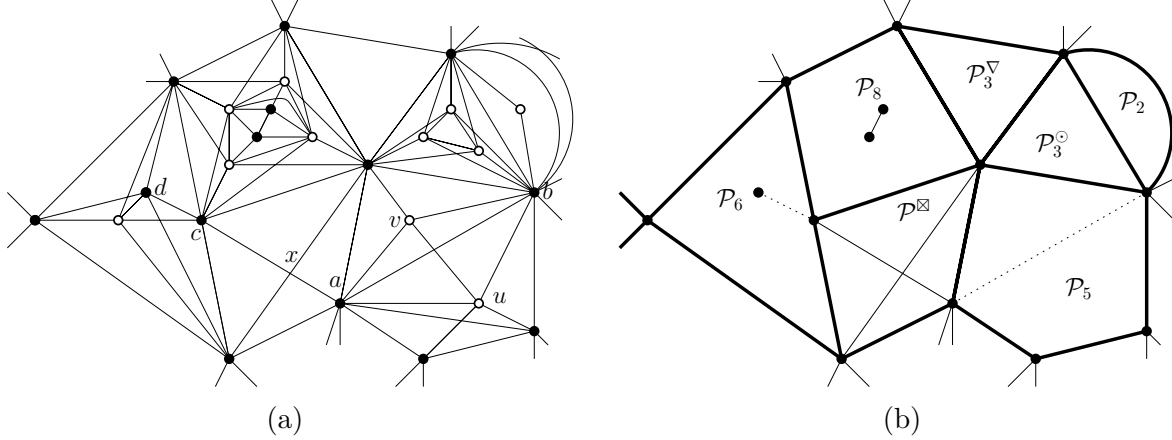


Figure 3: (a) Part of a 1-planar drawing. Vertices in S are black. (b) Graph Γ_S , with patches bold. Edges (a, b) and (c, d) belong to $\Gamma[S]$ but not to Γ_S . The face-patch P labelled \mathcal{P}_8 has $\text{comp}(P) = 2$ (one of its circuits visits a single edge twice), so $\text{deg}(P) = 8$.

be all those cells of Γ that are subsets of cell L . A face-patch P_L is by definition a collection of circuits, but since it corresponds to a cell L of Γ we transfer expressions such as *degree* and *bigon* and $\text{comp}(\cdot)$ from cell L to patch P_L . See also Figure 3b. Let \mathcal{P}_d be the set of face-patches of degree d .

Note that any cell of Γ is covered by exactly one patch of Γ_S . Extending the concept of “covering”, we say that a patch P covers a vertex $v \in V \setminus S$ if v is incident to a cell covered by P ; this is possible only if P is a face-patch and v lies in region of \mathbb{R}^2 that defined the cell of Γ_S that defined P . A cell P covers a crossing x of Γ if x is incident to a cell covered by P . (Since edges of any patch are uncrossed, all four cells at x are covered by the same patch.) Now we want to extend the concept of “covering” even further to components of $\Gamma \setminus S$, and must argue that this is well-defined.

Lemma 3.5. *Let Γ be a triangulated 1-planar drawing and let S be a vertex set. Then for every component C of $\Gamma \setminus S$, all vertices of C are covered by the same face-patch of Γ_S .*

Proof. Assume for contradiction that two different face-patches P_v and P_w cover vertices v and w of C , respectively, and let L_v and L_w be the cells of Γ_S that defined P_v and P_w . Let π be a path from v to w within C , hence not using vertices of S . Path π begins inside cell L_v and ends outside it, so it must go through the boundary of L_v . But this is impossible: vertices of P_v are in S (hence not on π) and edges of P_v are uncrossed in Γ . \square

We say that a patch P covers a component C of $\Gamma \setminus S$ if all vertices of C are covered by P .

Lemma 3.6. *Let Γ be a triangulated 1-planar drawing and let S be a vertex set. Then every face-patch of Γ_S covers at most one component of $\Gamma \setminus S$.*

Proof. Dillencourt showed an equivalent result for planar graphs [12], and the idea is to use the planarization to transfer it to 1-planar graphs. So let C_1, \dots, C_k be the components of $\Gamma \setminus S$ that are covered by a face-patch P , and assume for contradiction that $k \geq 2$.

Consider the planarization Γ^\times of Γ , which is a triangulated planar drawing, and let Γ_S^\times be the sub-drawing of Γ^\times that corresponds to Γ_S . Face-patch P corresponds to an uncrossed cell of Γ_S , hence to a face F of Γ_S^\times . Since every vertex in C_i (for $i = 1, \dots, k$) also exists in Γ^\times , it belongs to some component C_i^\times of $\Gamma^\times \setminus S$ that is covered by F . Since Γ^\times is planar triangulated, any face of $\Gamma^\times \setminus S$ covers at most one component [12], so $C_1^\times = \dots = C_k^\times =: C^\times$.

This does not quite imply that $k = 1$, because C^\times also has dummy-vertices, which could create connections in Γ^\times that did not exist in Γ . But it means that any two vertices in $C_1 \cup \dots \cup C_k$ can be connected via a path within C^\times . Let π be a shortest path in C^\times that connects a vertex $v_i \in C_i$ to some vertex v_j in C_j for $1 \leq i \neq j \leq k$. Since π is shortest, it can use only dummy-vertices and v_i, v_j . Since no two dummy-vertices are adjacent in a 1-planar drawing, hence $\pi = \langle v_i, v_j \rangle$ or $\pi = \langle v_i, d, v_j \rangle$ for some dummy-vertex d of a crossing x of Γ . The former case implies an edge (v_i, v_j) . In the latter case, all kite-edges at x exist, so again (v_i, v_j) exists (crossed or uncrossed) in Γ . This is a contradiction since v_i, v_j are in different components of $\Gamma \setminus S$. \square

3.3 Types of face-patches

With Lemma 3.6 we can immediately bound $\text{comp}(\Gamma \setminus S)$ by the number of face-patches, but we will need a stronger bound. Recall the weight function from Lemma 2.3: $w_0(L) = 1$ if cell L is crossed, and $w_0(L) = 2(\deg(L) - 2)$ otherwise. (Since Γ is triangulated, this means $w_0(L) = 2$ for all uncrossed cells of Γ .) We can extend this weight-function to a patch $P \in \mathcal{P}$ by setting $w_0(P)$ to be the sum of weights of all cells covered by P , and to an entire drawing Γ by summing of the weights of all cells in Γ ; we know $w_0(\Gamma) = 4n - 8$ from Lemma 2.3.

Recall that \mathcal{P}_d denotes the face-patches of degree d . Let \mathcal{P}_d° be all those face-patches in \mathcal{P}_d that cover at least one vertex (hence exactly one component of $\Gamma \setminus S$). For $d \neq 3$ we have $\mathcal{P}_d^\circ = \mathcal{P}_d$, otherwise Γ would have a cell of degree $d \neq 3$. But for $d = 3$ the distinction matters: Patches in $\mathcal{P}_3^\nabla := \mathcal{P}_3 \setminus \mathcal{P}_3^\circ$ correspond to deg-3 cells of Γ_S that are also cells of Γ and do not cover a component, while patches in \mathcal{P}_3° are deg-3 cells of Γ_S that are not cells in Γ and that cover a component. See also Figure 3b.

Lemma 3.7. *Let Γ be a triangulated 1-planar drawing. Then for any vertex-set S with $\text{comp}(\Gamma \setminus S) \geq 2$, we have $\text{comp}(\Gamma \setminus S) - |S| \leq \frac{1}{2}(\sum_d (4 - d)|\mathcal{P}_d^\circ| - 2|\mathcal{P}^\boxtimes| - |\mathcal{P}_3^\nabla|) - 2$.*

Proof. By Lemma 3.5 and 3.6, every component of $\Gamma \setminus S$ is covered by a face-patch and no face-patch covers two of them. Hence $\text{comp}(\Gamma \setminus S) \leq \sum_d |\mathcal{P}_d^\circ|$. Furthermore, by Lemma 2.3 we have $4|S| - 8 = \sum_{\text{cell } L \text{ of } \Gamma_S} w_0(L) = 4|\mathcal{P}^\boxtimes| + \sum_d 2(d - 2)|\mathcal{P}_d|$ since there are four crossed cells of Γ_S in each crossing-patch while an uncrossed cell L of Γ_S has weight $2(\deg(L) - 2)$ and corresponds to a face-patch in $\mathcal{P}_{\deg(L)}$. Finally we know $|\mathcal{P}_d| = |\mathcal{P}_d^\circ|$ for $d \neq 3$ and

$|\mathcal{P}_3| = |\mathcal{P}_3^\circ| + |\mathcal{P}_3^\nabla|$. Putting it all together, therefore

$$\begin{aligned} 4(\text{comp}(\Gamma \setminus S) - |S|) &\leq 4 \sum_d |\mathcal{P}_d^\circ| - (4|S| - 8) - 8 \\ &= 4 \sum_d |\mathcal{P}_d^\circ| - \left(4|\mathcal{P}^\boxtimes| + \sum_d 2(d-2)|\mathcal{P}_d|\right) - 8 \\ &= 4 \sum_d |\mathcal{P}_d^\circ| - 4|\mathcal{P}^\boxtimes| - \sum_d 2(d-2)|\mathcal{P}_d^\circ| - 2|\mathcal{P}_3^\nabla| - 8 \end{aligned}$$

which gives the result after rearranging. \square

With this, the problem of upper-bounding $\text{comp}(\Gamma \setminus S) - |S|$ becomes the problem of upper-bounding the number of each type of patch, for which in turn it is enough to find a lower bound the weight. For example, since (as we will see) $w_0(P) \geq 6$ for all $P \in \mathcal{P}_3^\circ$, we have $|\mathcal{P}_3^\circ| \leq \frac{1}{6}w_0(\Gamma) = \frac{2n-4}{3}$. We will especially need to bound the weights for patches of small degree, for which we want to know what such patches can look like. The following result (illustrated in Figure 4) is straightforward; we give a proof in the appendix for completeness.

Observation 3.8. *Assume that $\text{comp}(\Gamma \setminus S) \geq 2$ and there are no loops. Then*

1. *any face-patch of degree 2 is a simple 2-cycle, i.e., a bigon,*
2. *any face-patch of degree 3 is a simple 3-cycle,*
3. *any face-patch of degree 4 is either a simple 4-cycle, or a circuit with four distinct edges and three vertices, or two circuits, one consisting of two parallel edges and the other consisting of a singleton vertex.*

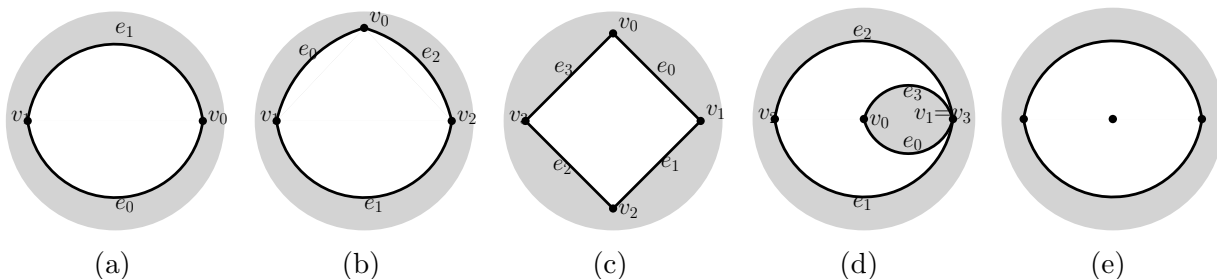


Figure 4: Possible configurations a patch (white) of degree 2, 3, 4.

We use this first to re-state Lemma 3.7 in a weaker form that nearly always suffices.

Corollary 3.9. *Let Γ be a triangulated 1-planar drawing without loops. Then for any vertex-set S with $\text{comp}(\Gamma \setminus S) \geq 2$, we have $\text{comp}(\Gamma \setminus S) - |S| \leq |\mathcal{P}_2| + \frac{1}{2}|\mathcal{P}_3^\circ| - \frac{1}{2}|\mathcal{P}^\boxtimes| - \frac{1}{4}|\mathcal{P}_3^\nabla| - 2$. If Γ is 3-connected, then we have $\text{comp}(\Gamma \setminus S) - |S| \leq \frac{1}{2}|\mathcal{P}_3^\circ| - \frac{1}{2}|\mathcal{P}^\boxtimes| - \frac{1}{4}|\mathcal{P}_3^\nabla| - 2$.*

Proof. If Γ has no loops, then $\mathcal{P}_1 = \emptyset$. If Γ is 3-connected, then $\mathcal{P}_2 = \emptyset$ since otherwise by $\text{comp}(\Gamma \setminus S) \geq 2$ there would be vertices both inside and outside the bigon that bounds a patch in \mathcal{P}_2 , making the two vertices on it a cutting pair. The bounds follow by omitting some negative terms from the inequality in Lemma 3.7. \square

Now we bound the weight of some types of patches.

Claim 3.10. *Assume that $\text{comp}(\Gamma \setminus S) \geq 2$ and there are no loops. Let P be a face-patch in \mathcal{P}_d° for $d \in \{2, 3, 4\}$, and let $Z(P)$ be the vertices that are covered by P . Then $w_0(P) = 4|Z(P)| + 2(d - 2)$.*

Proof. Let Γ_P be the sub-drawing of Γ formed by P and all cells that are covered by P . By Lemma 2.3 we have $w_0(\Gamma_P) = 4|V(P)| + 4|Z(P)| - 8$, where $V(P)$ denotes the set of vertices that are on P . This gives a bound on $w_0(P)$ after we subtract the weight of all cells of Γ_P that are not covered by P .

Assume first that P is a simple d -cycle. Then the only cell L of Γ_P that is not covered by P is the other side of this d -cycle, which has weight $w_0(L) = 2(d - 2)$. Also $|V(P)| = d$, so $w_0(P) = 4d + 4|Z(P)| - 8 - 2(d - 2)$ as desired.

If P is not a simple d -cycle, then by Observation 3.8 we have $d = 4$ and $|V(P)| = 3$. Also all cells of Γ_P that are not covered by P are bigons that have weight 0, and so $w_0(P) = w_0(\Gamma) = 4 \cdot 3 + 4|Z(P)| - 8$ as desired. \square

Since any patch in \mathcal{P}_d° covers at least one vertex, Claim 3.10 implies that $w_0(P) \geq 4$ for $P \in \mathcal{P}_2$ and $w_0(P) \geq 6$ for $P \in \mathcal{P}_3^\circ$. Since weights are non-negative, we also have $w_0(P) \geq 0$ for any patch. With this, we can obtain our first lower bound on a matching.

Theorem 2. *Let Γ be a 3-connected simple-saturated 1-planar drawing, and $n = 8$ or $n \geq 10$. Then Γ has a matching of size at least $\frac{n+4}{3}$.*

Proof. We may by Lemma 3.2 assume that Γ is triangulated and has no loops, for otherwise we can make it so by adding parallel edges which does not affect the matching-size. Let M be a maximum matching of Γ ; by the Tutte-Berge formula $|M| = \frac{1}{2}(n - \text{odd}(G \setminus S) + |S|)$ for some set $S \subseteq V$. It hence suffices to show that $\text{odd}(G \setminus S) - |S| \leq \frac{n-8}{3}$ for any $S \subseteq V$; we will (mostly) upper-bound $\text{comp}(G \setminus S) - |S|$ instead.

Assume first that $\text{comp}(\Gamma \setminus S) \geq 2$. Then by Claim 3.10

$$4n - 8 = \sum_{P \in \mathcal{P}} w_0(P) \geq 4|\mathcal{P}_2| + 6|\mathcal{P}_3^\circ| + \sum_{\text{patch } P \notin \mathcal{P}_2 \cup \mathcal{P}_3^\circ} 0 \geq 6|\mathcal{P}_3^\circ|.$$

By Corollary 3.9 hence $\text{odd}(G \setminus S) - |S| \leq \text{comp}(G \setminus S) - |S| \leq \frac{1}{2}|\mathcal{P}_3^\circ| - 2 \leq \frac{1}{12}(4n - 8) - 2 = \frac{n-8}{3}$.

Now consider the case where $\text{comp}(G \setminus S) \leq 1$. If $n \geq 11$ then $\text{comp}(G \setminus S) - |S| \leq 1 \leq \frac{n-8}{3}$ holds automatically. Otherwise $n = 8, 10$ and $\text{comp}(G \setminus S) \leq 1$ implies $\text{odd}(G \setminus S) \leq |S|$ since we can (by n even) have an odd component only if S is non-empty. Therefore $\text{odd}(G \setminus S) - |S| \leq 0 \leq \frac{n-8}{3}$ since $n \geq 8$. \square

3.4 Redistributing weight

The bound of Theorem 2 (and in particular the bound $w_0(P) \geq 6$ for $P \in \mathcal{P}_3^\circ$) is tight, see also Theorem 8 in Section 4. To prove matching-bounds when the drawing is not 3-connected or can be chosen, we must assign more weight to patches in \mathcal{P}_2 and \mathcal{P}_3° while keeping the

overall weight the same. To define this transfer of weight, we need a few definitions that are illustrated in Figure 5. Let E_T (the *transfer edges*) be all edges that belong to a patch in $\mathcal{P}_2 \cup \mathcal{P}_3^\circ$. Let \mathcal{T} (the *transfer cells*) be all those cells of Γ that are incident to a transfer edge. We distinguish three kinds of transfer cells: \mathcal{T}^\times are transfer cells that are crossed, \mathcal{T}^∇ are transfer cells that are uncrossed and use only vertices in S (hence they correspond to patches in \mathcal{P}_3^∇), and \mathcal{T}° are the remaining cells in \mathcal{T} (they are uncrossed and have exactly one vertex not in S since the transfer edge connects vertices of S).

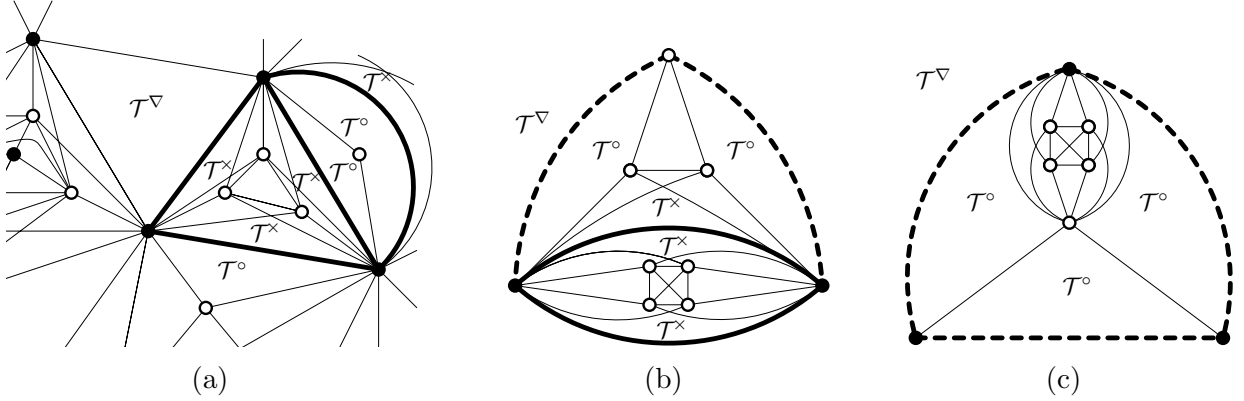


Figure 5: Transfer edges (bold) and the types of transfer cells. Unlabeled cells are not in \mathcal{T} . (a) A close-up of Figure 3. (b) A cell in \mathcal{T}^∇ can be incident to two transfer edges where the other cell is in \mathcal{T}° (dashed) but if (as in (c)) there are three such edges then $\text{comp}(\Gamma \setminus S) = 1$.

We define a new weight-function $w_\alpha(\cdot)$ that depends on a parameter α with $0 \leq \alpha \leq 3$. Table 2 gives the definition and also the values for $\alpha \in \{\frac{4}{3}, 2, 3\}$ that will be used later. To argue that $w_\alpha(\cdot)$ can be seen as shifting weight across transfer edges, we need some observations.

	L transfer cell			L not transfer cell	
	$L \in \mathcal{T}^\times$	$L \in \mathcal{T}^\nabla$	$L \in \mathcal{T}^\circ$	L crossed	L uncrossed
$w_\alpha(L) :=$	$w_0(L) - \alpha$ $= 1 - \alpha$	$w_0(L) - 2\alpha$ $= 2 - 2\alpha$	$w_0(L) + \alpha$ $= 2 + \alpha$	$w_0(L)$ $= 1$	$w_0(L)$ $= 2$
$w_{4/3}(L)$	$-\frac{1}{3}$	$-\frac{2}{3}$	$\frac{10}{3}$	1	2
$w_2(L)$	-1	-2	4	1	2
$w_3(L)$	-2	-4	5	1	2

Table 2: Definition of $w_\alpha(L)$ for various types of cell L .

Claim 3.11. *If $\text{comp}(\Gamma \setminus S) \geq 2$ and $(N_1), (S_2)$ hold, then for any transfer edge e at least one incident transfer cell is in \mathcal{T}^\times or \mathcal{T}^∇ .*

Proof. Let L_0, L_1 be the two transfer cells incident to e , and assume for contradiction that both are in \mathcal{T}° . For $i = 0, 1$, let z_i be the vertex of L_i that is not in S , see also Figure 6a.

Let $P \in \mathcal{P}_2 \cup \mathcal{P}_3^\circ$ be the patch that caused e to be a transfer edge; by Observation 3.8 this is a simple cycle with uncrossed edges. Since $z_0, z_1 \notin S$, they are not in P and hence separated by it. This contradicts (S_2) since neither $z_0 \neq z_1$ nor can (z_0, z_1) be an edge. \square

By definition of $w_\alpha(\cdot)$, any cell $L \in \mathcal{T}^\circ$ receives α units of weight (compared to $w_0(\cdot)$). Since L is a transfer cell, it must be incident to a transfer edge e , and by Claim 3.11 the other cell L' incident to e is in \mathcal{T}^\times or \mathcal{T}^∇ and therefore loses at least α units of weight. But we must argue that the weight lost by cell L' is not used by too many transfer edges. This is trivial for \mathcal{T}^\times , but not at all obvious for \mathcal{T}^∇ .

Observation 3.12. *If $L' \in \mathcal{T}^\times$, then at most one incident edge of L' is a transfer edge that is incident to a cell in \mathcal{T}° .*

Proof. Cell L' is crossed and has degree 3, so it has only one uncrossed edge that could be a transfer edge. \square

For cells in \mathcal{T}^∇ , we could have two such incident edges (see Figure 5b), but not three.

Claim 3.13. *If $\text{comp}(\Gamma \setminus S) \geq 2$ and $(N_1), (S_2)$ hold, then for any transfer cell $L' \in \mathcal{T}^\nabla$ at most two incident edges are transfer edges that are incident to a cell in \mathcal{T}° .*

Proof. Since cell L' corresponds to a patch $P' \in \mathcal{P}_3^\nabla$, it is bounded by a simple 3-cycle with three uncrossed edges e_0, e_1, e_2 (Observation 3.8). Figure 6b,6c illustrate this setup, with L' as the unbounded cell. Assume that for all $i \in \{0, 1, 2\}$ edge e_i is a transfer edge and its other incident cell L_i belongs to \mathcal{T}° , otherwise we are done. Write $e_i = (v_i, v_{i+1})$ (addition modulo 3), and let z_i be the vertex of L_i that is not in S . Therefore $z_i \neq v_{i+2} \in S$, and so by (S_2) (applied to edge e_i), we must have edge (z_i, v_{i+2}) . This in itself is not a contradiction (see the example in Figure 5c), but it contradicts $\text{comp}(\Gamma \setminus S) \geq 2$.

We will show that for some $i \in \{0, 1, 2\}$, there exists a closed curve \mathcal{C}_i of uncrossed edges of Γ that separates z_i from v_{i+2} ; this is a contradiction since then (z_i, v_{i+2}) cannot exist. To find this curve, let $P_0 \in \mathcal{P}_2 \cup \mathcal{P}_3^\circ$ be the patch that caused e_0 to be a transfer edge. Patch P_0 must cover cell L_0 since cell L' is covered by a patch $P' \in \mathcal{P}^\nabla$. If $P_0 \in \mathcal{P}_2$, then it is a simple 2-cycle; this is our desired curve (see Figure 6b). If $P_0 \in \mathcal{P}_3^\circ$, then it is a simple 3-cycle $\langle v_0, v_1, s \rangle$ for some $s \in S$. If $s \neq v_2$ then P is our desired curve, so assume that $s = v_2$. If P_0 uses the exact same edges e_0, e_1, e_2 that bound L' , then Γ_S has only two patches: P_0 and P' . But then $\text{comp}(\Gamma \setminus S) = 1$ since $P' \in \mathcal{P}_3^\nabla$, again a contradiction. So we may assume that P_0 does not use one of e_1, e_2 , which means that there exists a parallel uncrossed copy (v_i, v_{i+1}) for some $i \in \{1, 2\}$ and curve \mathcal{C}_i is formed by this edge plus e_i . \square

So there are enough transfer cells in \mathcal{T}^\times and \mathcal{T}^∇ to supply the weight-gain for \mathcal{T}° . In fact, some of the weight may get ‘lost’ during the transfer, but the inequality will work in our favour. We summarize this in the following lemma.

Claim 3.14. *If $\text{comp}(\Gamma \setminus S) \geq 2$ and $(N_1), (S_2)$ hold, then for any $\alpha \geq 0$ we have $w_\alpha(\Gamma) \leq w_0(\Gamma) = 4n - 8$.*

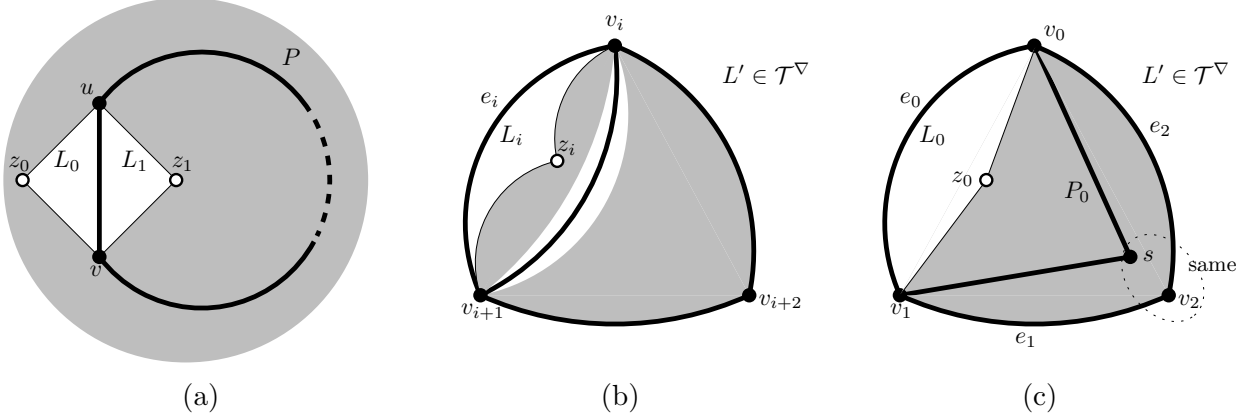


Figure 6: (a) Not both cells incident to a transfer edge can be in \mathcal{T}° . (b) Two parallel uncrossed edges separate z_i and v_{i+2} . (c) $P_0 \in \mathcal{P}_3^\circ$ implies a parallel uncrossed edge.

Proof. By definition of $w_\alpha(\cdot)$ we have $w_\alpha(\Gamma) = w_0(\Gamma) + \alpha(|\mathcal{T}^\circ| - |\mathcal{T}^\times| - 2|\mathcal{T}^\nabla|)$. Write $E_T^\circ \subseteq E_T$ for the transfer edges with an incident cell in \mathcal{T}° . By Claim 3.11 exactly one incident cell of $e \in E_T^\circ$ is in \mathcal{T}° and the other is in $\mathcal{T}^\times \cup \mathcal{T}^\nabla$. By Observation 3.12 and Claim 3.13 therefore $|\mathcal{T}^\circ| \leq |E_T^\circ| \leq |\mathcal{T}^\times| + 2|\mathcal{T}^\nabla|$. By $\alpha \geq 0$ hence $w_\alpha(\Gamma) \leq w_0(\Gamma) = 4n - 8$. \square

The goal is now to give a lower bound on $w_\alpha(P)$ for each type of patch P . Table 3 summarizes the results, using χ_{N_3} to denote the characteristic function (it is 1 if (N_3) holds and 0 otherwise). We also give the weights for the specific situations that will be encountered later. Unfortunately, the proofs of these bounds, while relatively straightforward, are a lengthy case-analysis, and we defer them to Claims B.1-B.5 the appendix.

$P \in$	\mathcal{P}_2	\mathcal{P}_3°	\mathcal{P}_4	\mathcal{P}_d	\mathcal{P}^\boxtimes	\mathcal{P}_3^∇
$w_\alpha(P) \geq$	$\min\{4+2\alpha, 12+4\chi_{N_3}-2\alpha\}$	$\min\{6+3\alpha, 6+6\chi_{N_3}-\alpha, 10+4\chi_{N_3}-3\alpha\}$	0	$\min\{0, (2-\alpha)d\}$	$4-4\alpha$	$2-2\alpha$
Claim	B.4	B.3	B.5	B.2	B.1	B.1
$\alpha = \frac{4}{3}, (N_3)$	$\frac{20}{3}$	10	0	0	$-\frac{4}{3}$	$-\frac{2}{3}$
$\alpha = 2$	8	4	0	0	-4	-2
$\alpha = 3, (N_3)$	10	5	0	$-d$	-8	-4

Table 3: Summary of the lower bounds on $w_\alpha(P)$, assuming $0 \leq \alpha \leq 3$ and $\text{comp}(\Gamma \setminus S) \geq 2$ as well as $(N_1), (N_2)$.

3.5 The remaining matching-bounds

Now we prove the remaining matching bounds, by choosing a suitable parameter α for each and then combining Claim 3.14 with the lower bounds on the weights of patches.

Theorem 3. *Let Γ be a simple-saturated 1-planar drawing, and $n = 6$ or $n \geq 8$. Then Γ has a matching of size at least $\frac{n+6}{4}$.*

Proof. We may by Lemma 3.2 assume that Γ is triangulated and satisfies (N_1) - (N_2) , for otherwise we can make it so by adding parallel edges which does not affect the matching-size. (Γ does not necessarily satisfy (N_3) .) Let M be a maximum matching of Γ ; by the Tutte-Berge formula $|M| = \frac{1}{2}(n - \text{odd}(G \setminus S) + |S|)$ for some set $S \subseteq V$. It hence suffices to show that $\text{odd}(S) - |S| \leq \frac{n-6}{2}$ for any $S \subseteq V$.

Assume first that $\text{comp}(\Gamma \setminus S) \geq 2$. Using Claim 3.14 and $\alpha = 2$ we have by Table 3

$$4n - 8 \geq \sum_{P \text{ patch}} w_2(P) \geq 8|\mathcal{P}_2| + 4|\mathcal{P}_3^\circ| + 0|\mathcal{P}_4| - \sum_{d \geq 5} 0|\mathcal{P}_d| - 4|\mathcal{P}^\boxtimes| - 2|\mathcal{P}_3^\nabla|.$$

By Corollary 3.9 hence

$$\text{comp}(G \setminus S) - |S| \leq |\mathcal{P}_2| + \frac{1}{2}|\mathcal{P}_3^\circ| - \frac{1}{2}|\mathcal{P}^\boxtimes| - \frac{1}{4}|\mathcal{P}_3^\nabla| - 2 \leq \frac{1}{8}(4n-8) - 2 = \frac{n-6}{2}.$$

Now assume that $\text{comp}(\Gamma \setminus S) \leq 1$. If $n \geq 8$ then this implies $\text{comp}(\Gamma \setminus S) \leq 1 \leq \frac{n-6}{2}$ automatically. Otherwise we have $n = 6$, and $\text{odd}(G \setminus S) \leq |S|$ since we can (by n even) have an odd component only if S is non-empty. Therefore $\text{odd}(G \setminus S) - |S| \leq 0 = \frac{n-6}{2}$. \square

Theorem 4. *Let G be a 3-connected simple-maximal 1-planar graph with $n \geq 16$ or $n = 12, 14$. Then G has a matching of size at least $\frac{2n+6}{5}$.*

Proof. Using Lemma 3.3, we can find a 1-planar triangulated drawing Γ that satisfies (N_1) - (N_3) and that represents a graph obtained from G by adding parallel edges, so $\mu(\Gamma) = \mu(G)$. Let M be a maximum matching of Γ ; by the Tutte-Berge formula $|M| = \frac{1}{2}(n - \text{odd}(\Gamma \setminus S) + |S|)$ for some set $S \subseteq V$. It hence suffices to show that that $\text{odd}(\Gamma \setminus S) - |S| \leq \frac{n-12}{5}$ for any $S \subseteq V$.

Assume first that $\text{comp}(G \setminus S) \geq 2$. Using Claim 3.14 and $\alpha = \frac{4}{3}$ we have by Table 3

$$4n - 8 \geq \sum_{P \text{ patch}} w_{4/3}(P) \geq \frac{20}{3}|\mathcal{P}_2^\circ| + 10|\mathcal{P}_3^\circ| - \frac{4}{3}|\mathcal{P}^\boxtimes| - \frac{2}{3}|\mathcal{P}_3^\nabla| \geq 10|\mathcal{P}_3^\circ| - 10|\mathcal{P}^\boxtimes| - 5|\mathcal{P}_3^\nabla|.$$

By Corollary 3.9 (and since G and hence also Γ is 3-connected) we have

$$\text{comp}(G \setminus S) - |S| \leq \frac{1}{2}|\mathcal{P}_3^\circ| - \frac{1}{2}|\mathcal{P}^\boxtimes| - \frac{1}{4}|\mathcal{P}_3^\nabla| - 2 \leq \frac{1}{20}(4n-8) - 2 = \frac{n-12}{5}.$$

Now consider the case where $\text{comp}(G \setminus S) \leq 1$. If $n \geq 17$ then $\text{comp}(G \setminus S) - |S| \leq 1 \leq \frac{n-12}{5}$. If $n = 12, 14, 16$, then $\text{comp}(G \setminus S) \leq 1$ implies $\text{odd}(G \setminus S) \leq |S|$ since we can (by n even) have an odd component only if S is non-empty. Therefore $\text{odd}(G \setminus S) - |S| \leq 0 \leq \frac{n-12}{5}$. \square

For the fourth bound we need the full power of Lemma 3.7.

Theorem 5. *Let G be a simple-maximal 1-planar graph, and $n \geq 10$ or $n = 8$. Then G has a matching of size at least $\frac{3n+14}{10}$.*

Proof. Using Lemma 3.3, we can find a 1-planar triangulated drawing Γ that satisfies (N_1) - (N_3) and that represents a graph obtained from G by adding parallel edges, so $\mu(\Gamma) = \mu(G)$. Let M be a maximum matching of Γ ; by the Tutte-Berge formula $|M| = \frac{1}{2}(n - \text{odd}(\Gamma \setminus S) + |S|)$ for some set $S \subseteq V$. It hence suffices to show that $\text{odd}(\Gamma \setminus S) - |S| \leq \frac{2n-14}{5}$ for any $S \subseteq V$.

Assume first that $\text{comp}(\Gamma \setminus S) \geq 2$. Using Claim 3.14 and $\alpha = 3$ we have by Table 3

$$\begin{aligned}
4n - 8 &\geq \sum_{P \text{ patch}} w_3(P) \geq 10|\mathcal{P}_2| + 5|\mathcal{P}_3^\circ| + 0|\mathcal{P}_4| - \sum_{d \geq 5} d|\mathcal{P}_d| - 8|\mathcal{P}^\boxtimes| - 4|\mathcal{P}_3^\nabla| \\
&\geq 10|\mathcal{P}_2| + 5|\mathcal{P}_3^\circ| - \sum_{d \geq 5} (5d - 20)|\mathcal{P}_d| - 10|\mathcal{P}^\boxtimes| - 5|\mathcal{P}_3^\nabla| \\
&= \sum_{d \geq 2} (20 - 5d)|\mathcal{P}_d^\circ| - 10|\mathcal{P}^\boxtimes| - 5|\mathcal{P}_3^\nabla|
\end{aligned}$$

since $|\mathcal{P}_d| = |\mathcal{P}_d^\circ|$ for $d \neq 3$ and $d \leq 5d - 20$ for $d \geq 5$. By Lemma 3.7 (and since $|\mathcal{P}_1| = 0$ in a graph without loops) hence

$$\text{comp}(G \setminus S) - |S| \leq \frac{1}{2} \left(\sum_{d \geq 2} (4-d)|\mathcal{P}_d^\circ| - 2|\mathcal{P}^\boxtimes| - |\mathcal{P}_3^\nabla| \right) - 2 \leq \frac{1}{10}(4n-8) - 2 = \frac{2n-14}{5}.$$

Now assume that $\text{comp}(\Gamma \setminus S) \leq 1$. If $n \geq 10$ then this implies $\text{comp}(\Gamma \setminus S) - |S| \leq 1 \leq \frac{2n-14}{5}$ automatically. Otherwise we have $n = 8$, and $\text{odd}(G \setminus S) \leq |S|$ since we can (by n even) have an odd component only if S is non-empty. Therefore $\text{odd}(G \setminus S) - |S| \leq 0 \leq \frac{2n-14}{5}$. \square

All our lower bounds (Theorem 2,3,4,5) exclude some small values of n . One can easily argue that this is required; we only do this for Theorem 5 and leave the others to the reader. If G has a matching M of size at least $\frac{3n+14}{10}$, then $|M| \geq \lceil \frac{3n+14}{10} \rceil$ by integrality and therefore at least $2\lceil \frac{3n+14}{10} \rceil$ vertices are matched. If $n = 9$ or $n \leq 7$ then $2\lceil \frac{3n+14}{10} \rceil > n$, which means that Theorem 5 cannot possibly hold.

4 Tightness

In this section, we show that the lower bounds on the matching-size are tight for all classes of graphs/drawings that we considered.

4.1 The bipyramid and its 1-planar drawings

Our constructions are all based on the *bipyramid* B_s , whose construction depends on a parameter $s \geq 5$ (we will frequently also require s to be even). It consists of a *base-cycle* C_B of length $s - 2$, and two *apices* c, c' adjacent to all vertices of C_B . See Figure 7a. We call the edges of C_B the *base-edges* and the other edges the *apex-edges*. Note that B_s is planar and triangulated and hence has a unique planar drawing with $2s - 4$ faces. It also has s vertices and $3s - 6$ edges. If s is even then all its vertex-degrees are even; in consequences the faces of B_s can be colored black and white with no two adjacent faces of the same color, and there are $s - 2$ black and white faces each. Define S to be the s vertices of B_s ; this will be the set that we use to bound $\mu(G)$ via $\text{comp}(G \setminus S) - |S|$ below.

1-planar drawings of B_s are (sadly) not always planar, see Figure 7b. However, by attaching small subgraphs we can force B_s to be drawn planar. Formally, the operation of

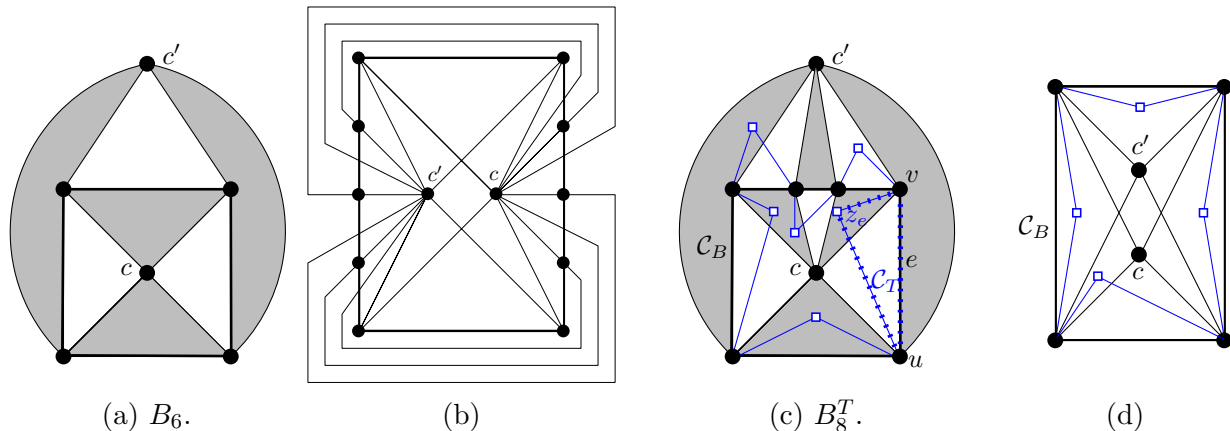


Figure 7: (a) The bipyramid with its unique planar drawing; base-edges are thick. (b) A 1-planar drawing of B_{10} . (c) Attaching triangles. (d) A 1-planar drawing of B_6^T where the induced drawing of B_6 is not planar; this is not a violation to Lemma 4.2 since $s < 8$.

attaching a triangle at an edge $e = (u, v)$ means to add a new vertex z_e and make it adjacent to both u and v and to no other vertices.

Lemma 4.1. *Let B_s^T be the graph obtained from the bipyramid B_s by attaching triangles at all base-edges. If $s \geq 8$ then in any 1-planar drawing Γ of B_s^T the base-edges are uncrossed.*

Proof. Let $e = (u, v)$ be a base-edge and let $T = \langle u, v, z_e \rangle$ be the triangle attached at e . None of the edges (u, v) , (v, z_e) , (z_e, u) can cross each other since they have common endpoints, so they form a simple closed curve \mathcal{C}_T . See also Figure 7c. Let n_0 and n_1 be the number of base-cycle vertices that are strictly outside and inside \mathcal{C}_T ; we have $n_0 + n_1 = s - 4 \geq 4$ since there are $s - 2$ base-cycle vertices, and only u, v are on \mathcal{C}_T . If apexes c, c' are on opposite sides of \mathcal{C}_T , then $n_0 + n_1$ apex-edges cross \mathcal{C}_T . Since the drawing is 1-planar and curve \mathcal{C}_T consists of three edges, this implies $n_0 + n_1 \leq 3$, impossible. So c, c' are (say) both outside \mathcal{C}_T and at least $2n_1$ edges cross \mathcal{C}_T .

This implies $n_1 \leq 1$ by integrality and since at most three edges cross \mathcal{C}_T . If $n_1 = 1$ (say w is inside \mathcal{C}_T), then there are six edge-disjoint paths from w to other vertices of B_s : The edges (w, c) and (w, c') , the two base-edges incident to w , and the two paths along the triangles attached at these base-edges. Since at most one of u, v can be adjacent to w , four of these paths lead from w (inside \mathcal{C}_T) to vertices strictly outside \mathcal{C}_T . Again this violates 1-planarity. So all vertices of B_s are u, v or strictly outside \mathcal{C}_T .

Assume now that there is an edge e' that crosses $e = (u, v)$, hence e' crosses \mathcal{C}_T . So e' reaches points inside \mathcal{C}_T , and cannot cross \mathcal{C}_T again by 1-planarity, hence must end at one of u, v, z_e . But it cannot end at z_e since z_e only has neighbours u, v . So e' and e share an endpoint, contradicting that we have a good drawing. \square

Lemma 4.2. *Let B_s^T be a graph obtained from the bipyramid B_s by attaching triangles at all base-edges. If $s \geq 8$, then in any 1-planar drawing Γ of B_s^T the induced drawing Γ_B of B_s is planar.*

Proof. Assume for contradiction that two edges of B_s cross each other at x ; from the previous lemma we know that neither edge is a base-edge. They also cannot be adjacent to the same apex-vertex since we have a good drawing, so both c and c' are endpoints of crossing x . We know that the base-cycle C_B is uncrossed; let \mathcal{C}_B be the corresponding simple closed curve in Γ_B with x (say) inside. Therefore c, c' are also inside \mathcal{C}_B , and with them, *all* edges incident to c, c' since they cannot cross \mathcal{C}_B . So the only vertices possibly outside \mathcal{B} in Γ are deg-2 vertices of attached triangles; these are not in Γ_B .

So the unbounded cell of Γ_B is incident to all of \mathcal{C}_B . We can now obtain a 1-planar drawing of $K_{4,s-2}$ as follows: Duplicate Γ_B , invert the plane for the copy and indentify the two copies of \mathcal{C}_B , then delete the base-edges. This is impossible since 1-planar bipartite graphs contain at most $3n - 8$ edges [15] but $K_{4,s-2}$ has $s + 2$ vertices and (by $s \geq 8$) $4s - 8 > 3(s+2) - 8$ edges. \square

4.2 Maximal 1-planar graphs

To define our constructions, we need two more methods of modifying the bipyramid B_s . Let Γ be a simple planar drawing and F be a deg-3 face of Γ . To *insert a K_4* in F means to add a new vertex z_F and to make it adjacent to all vertices of F (so $F \cup \{z_F\}$ forms a K_4). To *insert a K_6* in F means similarly to add three new vertices and to make them adjacent to all vertices of F as well as to each other.

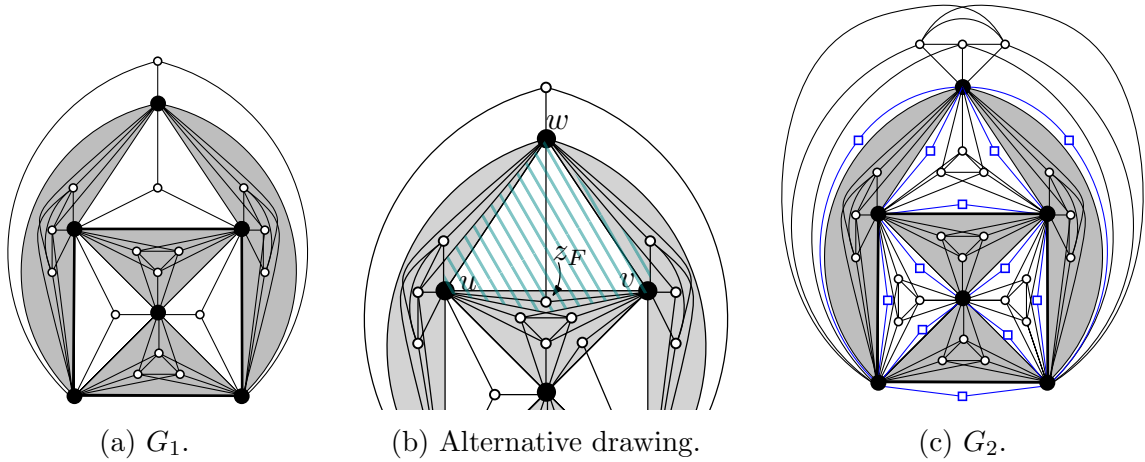


Figure 8: Graphs to show that the matching bounds are tight. For ease of drawing we show here $s = 6$, though the actual constructions use $s \geq 8$. The striped region in (b) indicates all possible locations for z_F .

Theorem 6. *For any N , there exists a 3-connected simple-maximal 1-planar graph with $n \geq N$ vertices such that any matching has size at most $\frac{2n+6}{5}$.*

Proof. Set $s = \max\{8, \frac{N+8}{5}\}$ rounded up to the nearest even integer. Take the unique planar drawing Γ_B of graph B_s ; since s is even we can color its faces as black and white. Define G_1

to be the graph obtained from Γ_s by inserting K_4 into every white face and K_6 into every black face. See Figure 8a. To see that G_1 is 3-connected, recall that B_s is 3-connected, and G_1 can be obtained from it by repeatedly adding vertices with at least three distinct neighbours; this operation maintains 3-connectivity. There are $s - 2$ black and $s - 2$ white faces in Γ_B , so G_1 has $n = s + (s - 2) + 3(s - 2) = 5s - 8 \geq N$ vertices. Also, $G_1 \setminus S$ has $2s - 4$ odd components (one per face of B_s), so $\text{odd}(G_1 \setminus S) - |S| = s - 4 = \frac{n-12}{5}$ and by the Tutte-Berge formula therefore $\mu(G_1) \leq \frac{2n+6}{5}$.

It remains to show that G_1 is simple-maximal 1-planar, i.e., any 1-planar drawing Γ' of G_1 is simple-saturated. Observe that G_1 contains B_s^T as a subgraph (the inserted K_4 's create triangles at the base-edges). By Lemma 4.2 the drawing Γ'_B of B_s inside Γ' is planar and hence exactly drawing Γ_B by uniqueness of planar drawings of B_s .

For every black face $F = \{u, v, w\}$ of Γ_B , we added three new vertices z, z', z'' to form a K_6 . As argued in [13], this forces z, z', z'' to lie in face F , because 1-planar drawings of K_6 are unique up to renaming, and $\langle u, v, w \rangle$ is drawn uncrossed.

For every white face $F = \{u, v, w\}$ of Γ_B , we added a new vertex z_F , adjacent to all of u, v, w . There are only two possible 1-planar drawings of K_4 (up renaming); either it is drawn planar or with exactly one crossing. So z_F is in a face of Γ_B that contains two of $\{u, v, w\}$, hence either in F or one of its adjacent black faces. See also Figure 8b. If z_F is in a black face F' , then F' also contains a K_6 ; vertex z_F must avoid edges of this K_6 (else some edge would be crossed twice), and so stays in the cell of $\Gamma' \setminus z_F$ immediately adjacent to common edge of F and F' . This describes all possible ways of drawing Γ' , and as one verifies (S_1) and (S_2) hold for all possibilities and Γ' is simple-saturated. \square

Theorem 7. *For any N , there exists a simple-maximal 1-planar graph with $n \geq N$ vertices such that any matching has size at most $\frac{3n+14}{10}$.*

Proof. Set $s = \max\{8, \frac{N+18}{10}\}$ rounded up to the nearest even integer. Define G_2 to be the graph obtained from B_s by inserting K_6 into every face, and attaching a triangle at every edge of B_s . See Figure 8c. There are $2s - 4$ faces and $3s - 6$ edges in B_s , so G_2 has $n = s + 3(2s - 4) + (3s - 6) = 10s - 18 \geq N$ vertices. Also, $G_2 \setminus S$ has $(2s - 4) + (3s - 6) = 5s - 10$ odd components (one per face and edge of B_s), so $\text{odd}(G_2 \setminus S) - |S| = 4s - 10 = \frac{2n-14}{5}$ and $\mu(G_2) \leq \frac{3n+14}{10}$.

We must argue that G_2 is simple-maximal 1-planar. Graph G_2 contains a copy of B_s^T , so in any 1-planar drawing Γ' of G_2 the induced drawing of B_s is planar, hence exactly Γ_B . All the inserted K_6 's must be inserted in their corresponding faces of Γ_B . Let Γ^+ be the drawing Γ_B with all K_6 's inserted, and consider an edge $e = (u, v)$ of B_s ; we attached a triangle with new vertex z_e at e . One verifies that all incident cells of u in Γ^+ are crossed. Therefore (u, z_e) must be drawn uncrossed in Γ' , otherwise some edge would be crossed twice. Likewise (v, z_e) must be drawn uncrossed in Γ' . Therefore z_e is placed in one of the two cells of Γ^+ incident to (u, v) . This describes all possible ways of drawing Γ' , and as one verifies (S_1) and (S_2) hold for all possibilities and Γ' is simple-saturated. \square

4.3 Maximal 1-planar drawings

To construct 1-planar drawings with small matchings, we begin again with bipyramid B_s , but this time insert K_4 with a crossing in each face. Formally, note that we can create a pairing between the faces of B_s and the apex-edges such that every face is paired with an incident edge. See Figure 9a. To *insert* K_4^\times into a face F means to add a new vertex v inside F , make it adjacent to all three vertices of F , and then re-route the edge e that was paired with F so that e crosses the non-incident edge at v .

Theorem 8. *For any N , there exists a 3-connected simple-saturated 1-planar drawing Γ_3 with $n \geq N$ vertices such that $\mu(\Gamma_3) \leq \frac{n+4}{3}$.*

Proof. Set $s = \max\{8, \frac{N+4}{3}\}$ rounded up to the nearest even integer. Let Γ_3 be the drawing obtained from the planar drawing of B_s by inserting K_4^\times into each face, see also Figure 9b. One verifies that Γ_3 is simple-saturated. It is 3-connected since it has a triangulated planar drawing (replace the crossed edges by the dotted edges in Figure 9b). There are $2s - 4$ faces in B_s , so Γ_3 has $n = s + (2s - 4) = 3s - 4 \geq N$ vertices. Also, $\Gamma_3 \setminus S$ has $2s - 4$ odd components (one per face of B_s) so $\text{odd}(\Gamma_3 \setminus S) - |S| = s - 4 = \frac{n-8}{3}$ and $\mu(\Gamma_3) \leq \frac{n+4}{3}$. \square

Theorem 9. *For any N , there exists a simple-saturated 1-planar drawing Γ_4 with $n \geq N$ vertices such that $\mu(\Gamma_4) \leq \frac{n+6}{4}$.*

Proof. Set $s = \max\{8, \frac{N+6}{4}\}$ rounded up to the nearest even integer. Let Γ_3 be the drawing of Theorem 8 and attach a triangle at every base-edge, see also Figure 9c. One verifies that the resulting drawing Γ_4 is simple-saturated. There are $s - 2$ base-edges and $2s - 4$ faces in B_s , so Γ_3 has $n = s + (s - 2) + (2s - 4) = 4s - 6 \geq N$ vertices. Also, $\Gamma_4 \setminus S$ has $(s - 2) + (2s - 4)$ odd components (one per base-edge and face of B_s), so $\text{odd}(\Gamma_4 \setminus S) - |S| = 2s - 6 = \frac{n-6}{2}$ and $\mu(\Gamma_4) \leq \frac{n+6}{4}$. \square

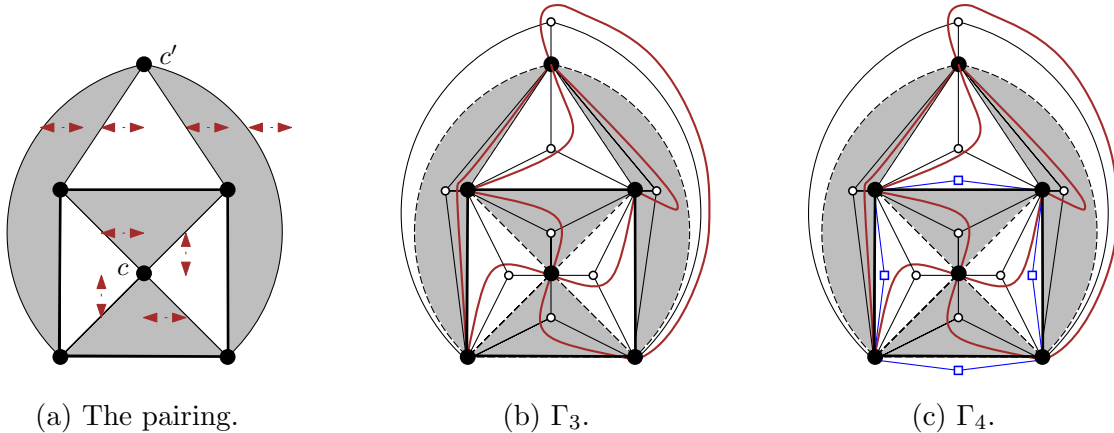


Figure 9: Drawings to show that the matching bounds are tight. For ease of drawing we show here $s = 6$, though the actual constructions use $s \geq 8$.

5 Non-simple graphs and drawings

In all our results, we assumed that the input graph (or drawing) is simple. This is usually a reasonable assumption, since adding parallel edges or loops cannot increase the matching-size. However, adding parallel edges and loops *can* make a drawing saturated that previously was not saturated, so the class of ‘saturated drawings’ or ‘maximal graphs’ can change, and with it, the size of matchings that always exists for such drawings/graphs.

Before explaining this further, we first need to clarify what ‘saturated’ even means for drawings that are not simple. We cannot permit cells of degree one or two, because otherwise we can always add more edges. Call a cell *proper* if it has degree 3 or more, and a 1-planar drawing Γ *proper-cell-saturated* if all its cells are proper and adding any edge destroys 1-planarity or creates a non-proper cell.

Assume first that the input graph is allowed to have loops. Nearly all our claims assumed that there are no loops (i.e, condition (N_1)), so it is no surprise that no good matching-bounds exist in the presence of loops. To see this, take $K_{1,n}$, and add loops at the center vertex that separate all other vertices from each other. See Figure 10a for the resulting triangulated drawing. One verifies (S_2) , so this is proper-cell saturated, but at most one edge can be in a matching. However, if we have no loops, then we can prove non-trivial matching-bounds.

Theorem 10. *Let Γ be a 1-planar proper-cell-saturated drawing Γ that has no loops. Then (for sufficiently large n) Γ has a matching of size at least $\frac{n+6}{4}$, and at least $\frac{n+4}{3}$ if Γ is 3-connected.*

Proof. We use essentially the same proof as for Theorem 2 and 3, and explain here only what is different now. We again first triangulate Γ by adding uncrossed edges as in Lemma 3.2. The resulting drawing satisfies (N_1) because Γ had no loops and we do not add any. It also satisfies (S_2) , but it may violate (N_2) .

Inspecting Section 3, we see that (N_2) is only needed for the results of Table 3. The corresponding claims in Appendix B make clear exactly when (N_2) is needed:

1. for a patch in \mathcal{P}_2 that covers an even number of vertices, and
2. for a patch in \mathcal{P}_4 if $\alpha > 2$.

The proofs of Theorem 2 and 3 use $\alpha = 0$ and $\alpha = 2$, so the second issue resolves automatically. The first issue means that we no longer have the upper bound on $\text{comp}(\Gamma \setminus S)$, but the exact same proof works for an upper bound on $\text{odd}(\Gamma \setminus S)$, which is all that is needed for the matching-bound. \square

The same drawings as for the simple case (Theorem 8 and 9) show that these bounds are tight. But surprisingly, the bounds are tight even for *proper-cell-maximal 1-planar graphs*, i.e., when we can freely choose the 1-planar drawing as long as all cells are proper.

Theorem 11. *For any N , there exists a 3-connected proper-cell-maximal 1-planar graph without loops and with $n \geq N$ vertices such that any matching has size at most $\frac{n+4}{3}$. There also exists a proper-cell-maximal 1-planar graph without loops and with $n \geq N$ vertices such that any matching has size at most $\frac{n+6}{4}$.*

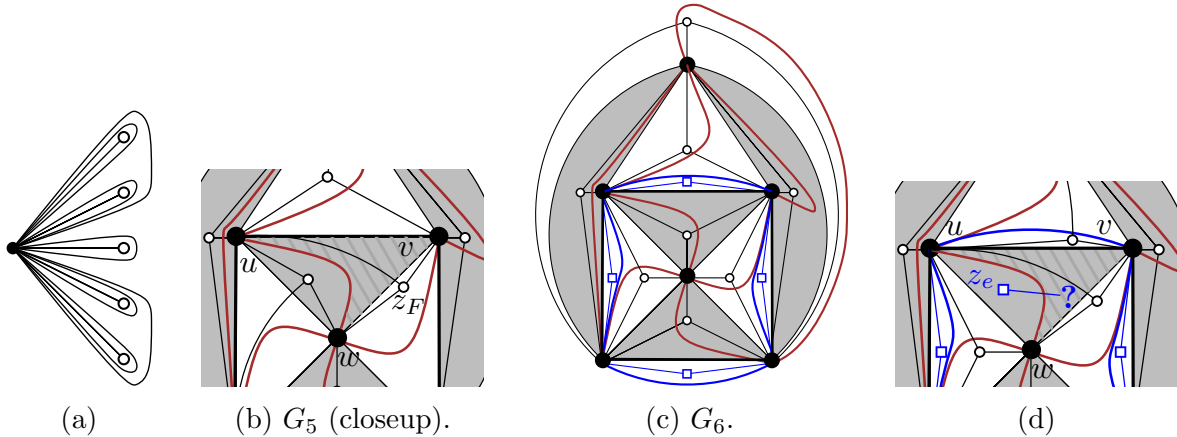


Figure 10: Non-simple graphs with proper-cell drawings. (b) Cell F' (striped) is bisected by an edge incident to z_F . (d) No edge incident to z_e can be crossed.

Proof. Take the drawing Γ_3 from Theorem 8 (i.e., the bipyramid with K_4^\times inserted in every face) and duplicate the apex-edges, see also Figure 10b. Call the result G_5 , and observe that it is 3-connected, has a proper-cell 1-planar drawing, and $\mu(G_5) \leq \frac{n+4}{3}$ by Theorem 8. It remains to show any proper-cell 1-planar drawing Γ of G_5 is proper-cell saturated.

Let Γ_B^u be the sub-drawing of Γ consisting of all edges of B_s , including parallel apex-edges. Since G_5 contains B_s^T , and we could have used either edge of any parallel pair for B_s^T , drawing Γ_B^u must be planar. Since B_s is 3-connected, drawing Γ_B^u therefore is unique, and each pair of parallel apex-edges forms a bigon. These $2(s-2)$ bigons must not be cells in Γ' , so each of them covers one of the $2s-4$ vertices that were added when inserting K_4^\times in each face of B_s . By the pidgeon-hole principle every bigon covers exactly one of these vertices and vice versa. Consider the vertex z_F that was inserted due to some face $F = \{u, v, w\}$ of B_s , and the bigon \mathcal{B} of Γ_B^u that covers z_F . The K_4 formed by $\{u, v, w, z_F\}$ is drawn with at most one crossing in Γ' , and since z_F (which is within \mathcal{B}) can have only two uncrossed to u, v, w we have (say) (z_F, u) crossing edge (v, w) . (This makes \mathcal{B} the bigon formed by (v, w) .) Let $F' = \{u, v, w\}$ the deg-3 face of Γ_B^u that corresponds to F ; edge (z_F, u) then splits (in Γ) face F' into two crossed deg-3 cells. It follows that all uncrossed cells reside within bigons, hence no two of them share an uncrossed edge. Also (as one verifies) all cells of Γ have degree 3, so (S_1) and (S_2) hold and the drawing is proper-cell-saturated.

For the other bound, take G_5 , attach a triangle at each base-edge, and duplicate the base-edges to get G_6 . (This is the same as drawing Γ_4 from Theorem 9 with parallel edges added to make it triangulated; see also Figure 10c.) By Theorem 9 we have $\mu(G_6) \leq \frac{n+6}{4}$. It remains to show any proper-cell 1-planar drawing Γ of G_6 is proper-cell saturated.

Let Γ_B^u be the sub-drawing of Γ consisting of all edges of B_s , including parallel edges; as above this is planar and parallel edges form bigons. These $3s-6$ bigons must each cover one of the $3s-6$ vertices added for inserted K_4^\times 's or triangles. Let Γ_B^+ be the sub-drawing of Γ where in addition to Γ_B^u we also include the vertices of inserted K_4 's. As argued above,

each deg-3 cell F' of Γ_B'' is hence replaced in Γ_B^+ by two crossed deg-3 cells.

Now consider a vertex z_e that is part of an attached triangle and covered by bigon \mathcal{B} . Assume for contradiction that an incident edge (z_e, y) is crossed in Γ , say it intersects edge (u, w) . (See also Figure 10d.) Since \mathcal{B} covers no other vertices, edge (u, w) bounds \mathcal{B} . The other cell incident to (u, v) was (in Γ_B'') a cell $F' = \{u, v, w\}$ which (in Γ_B^+) is split into two crossed deg-3 cells. Edge (z_e, y) enters one of these crossed deg-3 cells, but then it cannot leave again since it has no other crossing, and it cannot end here since the deg-3 cell contains no vertices other than u, v (and edges with a common endpoint do not cross). This is impossible, so edges incident to z_e are uncrossed, which means that \mathcal{B} is the bigon formed by e . With this, all cells of Γ are again triangles, all uncrossed cells are within bigons, and one verifies that (S_1) and (S_2) hold. \square

So we get non-trivial matching bounds for proper-cell-maximal 1-planar graphs as long as there are no loops. The same is not true for planar graphs. Consider $K_{2,n}$, with (say) a, b as the two vertices on the 2-side. We can add n copies of edge (a, b) to get a planar triangulated drawing. This is clearly proper-cell-saturated planar (and, up to renaming, the only proper-cell-saturated planar drawing, so the graph is proper-cell-maximal planar). But no matching can use more than two edges.

6 Outlook

In this paper, we gave tight bounds on the size of a maximum matching in simple-maximal 1-planar graphs, and specifically in four scenarios, depending on whether the graph is 3-connected or not and whether the 1-planar drawing is given or not. We also briefly studied non-simple graphs, and here again gave tight bounds.

As one open problem, we would be interested in better tools to explore possible 1-planar drawings of a graph. Our arguments in Section 4 and 5 were tedious due to the need to argue that *all* 1-planar drawings of some graph are saturated. Can all 1-planar drawings of a graph be described via a small set of operations, such as the Whitney-flips for planar drawings [24]? Can they be stored in a suitable data structure, such as the SPQR-trees for planar drawings [10]? And what conditions force the 1-planar drawing to be unique, or force an edge to be uncrossed?

Also, there are many other related graph classes that are worth exploring. What, for example, are lower bounds on the size of matchings in simple-maximal 2-planar graphs?

Finally, our bounds rely on the Tutte-Berge formula, and as such, do not give rise to algorithms to find matchings of the proved size, other than using general-purpose maximum matching algorithms [18, 22]. For planar and 1-planar graphs with minimum degree 3, linear-time algorithms have been designed to find matchings that fit the known bounds on matchings in the class [5, 14]. Can we develop similar algorithms for simple-maximal 1-planar graphs and/or simple-saturated 1-planar drawings?

References

- [1] D. Bauer, H. Broersma, and E. Schmeichel. Toughness in graphs - A survey. *Graphs Comb.*, 22(1):1–35, 2006.
- [2] C. Berge. Two theorems in graph theory. *Proc. Nat. Acad. Sci. U.S.A.*, 43:842–844, 1957.
- [3] C. Berge. *Graphs and Hypergraphs, 2nd edition*. North-Holland, 1976. Translated from *Graphes et Hypergraphes, Dunod, 1970*.
- [4] T. Biedl, E. Demaine, C. Duncan, R. Fleischer, and S. Kobourov. Tight bounds on maximal and maximum matching. *Discrete Mathematics*, 285(1-3):7–15, 2004.
- [5] T. Biedl and F. Klute. Finding large matchings in 1-planar graphs efficiently. In *International workshop on graph-theoretic concepts (WG'20)*, volume 12301 of *Lecture Notes in Computer Science*, pages 248–260. Springer, 2020.
- [6] T. Biedl and J. Wittnebel. Matchings in 1-planar graphs with large minimum degree. *J. Graph Theory*, 99(2):217–320, 2022.
- [7] R. Von Bodendiek, H. Schumacher, and K. Wagner. Bemerkungen zu einem Sechsfarbenproblem von G. Ringel. *Abh. Math. Semin. Univ. Hamburg*, 53:41–52, 1983.
- [8] G. Chartrand, S. Kappor, L. Lesniak, and D. Lick. Generalized connectivity in graphs. *Bull. Bombay Math. Colloq.*, 2:1–6, 1984.
- [9] V. Chvátal. Tough graphs and hamiltonian circuits. *Discrete Mathematics*, 5(3):215–228, 1973.
- [10] G. Di Battista and R. Tamassia. On-line planarity testing. *SIAM J. Computing*, 25(5), 1996.
- [11] R. Diestel. *Graph Theory, 4th Edition*, volume 173 of *Graduate texts in mathematics*. Springer, 2012.
- [12] M. Dillencourt. Toughness and Delaunay triangulations. *Discrete & Computational Geometry*, 5:575–601, 1990.
- [13] I. Fabrici, J. Harant, T. Madaras, S. Mohr, R. Soták, and C. T. Zamfirescu. Long cycles and spanning subgraphs of locally maximal 1-planar graphs. *J. Graph Theory*, 95(1):125–137, 2020.
- [14] R. Franke, I. Rutter, and D. Wagner. Computing large matchings in planar graphs with fixed minimum degree. *Theor. Comput. Sci.*, 412(32):4092–4099, 2011.
- [15] D. Karpov. An upper bound on the number of edges in an almost planar bipartite graph. *Journal of Mathematical Sciences*, 196:737–746, 2013.

- [16] X. Li and M. Wei. A survey of recent results in (generalized) graph entropies. *CoRR*, abs/1505.04658, 2015.
- [17] L. Lovász and M. D. Plummer. *Matching theory*. North-Holland Publishing Co., Amsterdam, 1986. Annals of Discrete Mathematics, 29.
- [18] S. Micali and V. V. Vazirani. An $O(\sqrt{|V|} \cdot |E|)$ algorithm for finding maximum matching in general graphs. In *Foundations of Computer Science (FOCS'80)*, pages 17–27. IEEE Computer Society, 1980.
- [19] T. Nishizeki and I. Baybars. Lower bounds on the cardinality of the maximum matchings of planar graphs. *Discrete Mathematics*, 28(3):255–267, 1979.
- [20] O.R. Oellermann. On the l -connectivity of a graph. *Graphs Comb.*, 3(1):285–291, 1987.
- [21] M. Schaefer. The graph crossing number and its variants: A survey. *The Electronic Journal of Combinatorics [electronic only]*, 20, 04 2013.
- [22] V. Vazirani. A theory of alternating paths and blossoms for proving correctness of the $O(\sqrt{V}E)$ general graph maximum matching algorithm. *Combinatorica*, 14(1):71–109, 1994.
- [23] H. Whitney. Congruent graphs and the connectivity of graphs. *Amer. J. Math.*, 54:150–168, 1932.
- [24] H. Whitney. 2-isomorphic graphs. *Amer. J. Math.*, 55(1-4):245–254, 1933.

A Missing proofs

In this appendix, we first prove Lemma 2.1: In any planar drawing Γ we have $\sum_d(d-2)f_d = 2n - 4$, even if Γ has loops or parallel edges or is disconnected or n is small.

Proof. Let m be the number of edges, f be the number of faces, and ℓ be the number of connected components of Γ . Assume first that $\ell = 1$, so Γ is connected. *Euler's formula* (see e.g. [11]) states that $m = f + n - 2$, and this holds even for $n = 1, 2$ or in the presence of loops or parallel edges. Since Γ is connected, every face F is bounded by a single circuit, and $\deg(F)$ counts the number of edge-incidences of F . Since every edge belongs to two such incidences, we have $\sum_F \deg(F) = 2m = 2f + 2n - 4$, which yields the result after rearranging.

Now we proceed by induction on ℓ ; the base case was covered above. For $\ell > 1$, there exists a face F_0 incident to $k \geq 2$ connected components of Γ . We may assume that F_0 is the unbounded face, and write C_1, \dots, C_k for the circuits that bound F_0 . Let Γ_i (for $i = 1, \dots, k$) be the sub-drawing on or inside C_i ; this has fewer connected components and so induction applies. Let F_i be the unbounded face of Γ_i ; it has a connected boundary and so its degree is its number of edge-incidences. Therefore $\sum_{i=1}^k \deg(F_i)$ is the number of edge-incidences

of F_0 and $\deg(F_0) = \sum_{i=1}^k \deg(F_i) + 2k - 2$. Any bounded face of Γ also exists as bounded face in exactly one Γ_i , and if we let $n(\Gamma_i)$ be the number of vertices of drawing Γ_i , then $\sum_{i=1}^k n(\Gamma_i) = n$. Putting it all together, we have

$$\begin{aligned}
\sum_d (d-2)f_d &= \sum_{\text{face } F \text{ of } \Gamma} (\deg(F)-2) = (\deg(F_0)-2) + \sum_{\text{bounded face } F \text{ of } \Gamma} (\deg(F)-2) \\
&= \left(2k - 2 + \sum_{i=1}^k \deg(F_i)\right) - 2 + \sum_{i=1}^k \sum_{\text{bounded face } F \text{ of } \Gamma_i} (\deg(F)-2) \\
&= 4k - 4 + \sum_{i=1}^k (\deg(F_i)-2) + \sum_{i=1}^k \sum_{\text{bounded face } F \text{ of } \Gamma_i} (\deg(F)-2) \\
&= 4k - 4 + \sum_{i=1}^k \sum_{\text{face } F \text{ of } \Gamma_i} (\deg(F)-2) = 4k - 4 + \sum_{i=1}^k (2n(\Gamma_i) - 4) = 2n - 4 \quad \square
\end{aligned}$$

Now we prove Observation 3.8, which characterizes the possible configurations of a patch of small degree.

Proof. Fix a face-patch P of degree $d \in \{2, 3, 4\}$, and let L be the corresponding cell of Γ_S . Since $\text{comp}(\Gamma \setminus S) \geq 2$, we have (by Lemma 3.6) at least two patches, hence at least two cells of Γ_S , so $L \neq \mathbb{R}^2 \setminus \Gamma_S$. Therefore P (i.e., the boundary of L) must include a simple closed curve \mathcal{C} that separates some cells covered by P from some cells not covered by P . Curve \mathcal{C} runs along edges of P , which are uncrossed. Since there are no loops, the number $m_{\mathcal{C}}$ of edges in \mathcal{C} is at least 2, and all those edges also count for m_L (the number of edge-incidences of L). Therefore $d = m_L + 2 \text{comp}(L) - 2 \geq m_{\mathcal{C}} + 2 \text{comp}(L) - 2$.

If $d = 2, 3$ then $\text{comp}(L) \leq \frac{1}{2}(d - m_{\mathcal{C}} + 2) \leq \frac{3}{2}$, and by integrality $\text{comp}(L) = 1$. So P is a single circuit. If this circuit revisits a vertex then it contains a loop since it has only two or three edge-incidences, impossible. So P is a simple d -cycle.

For $d = 4$, if we have $\text{comp}(L) \geq 2$ then $m_L \geq m_{\mathcal{C}} \geq 2$ gives $4 = m_L + 2 \text{comp}(L) - 2 \geq m_{\mathcal{C}} + 2 \geq 4$, so equality holds everywhere and $m_L = m_{\mathcal{C}} = 2$ and $\text{comp}(L) = 2$. So \mathcal{C} equals one circuit of P , which has two edges, while the other circuit has no edge-incidence, hence is a singleton vertex.

Finally consider the case $d = 4$ and $\text{comp}(P) = 1$, so P is one circuit with four edge-incidences. If some edge e were visited twice by P , then e would be incident twice to L ; we removed such edges when creating Γ_S (see Step 3 of Definition 3.4). So P is incident to four distinct edges. If no vertex repeats on P then it is a simple 4-cycle. Otherwise only one vertex can repeat because otherwise we would have four parallel edges and L would not be a cell of Γ_S . \square

B The weights of patches

In this appendix, we prove the bounds of Table 3 (in order of increasing difficulty).

Claim B.1. $w_\alpha(P) \geq 2 - 2\alpha$ for any $P \in \mathcal{P}_3^\nabla$, and $w_\alpha(P) \geq 4 - 4\alpha$ for any $P \in \mathcal{P}^\boxtimes$.

Proof. Any patch $P \in \mathcal{P}_3^\nabla$ covers exactly one uncrossed cell, whose weight is $2 - 2\alpha$ if it is a transfer cell and 2 otherwise. Any patch $P \in \mathcal{P}^\boxtimes$ covers exactly four crossed cells, each of which has weight $1 - \alpha$ if it is a transfer cell and 1 otherwise. \square

Claim B.2. $w_\alpha(P) \geq \min\{0, (2 - \alpha)d\}$ for any $P \in \mathcal{P}_d \setminus \mathcal{P}_3^\nabla$.

Proof. Let x_1, \dots, x_k be the crossings covered by P , and observe that they are not pure- S -crossings since $P \notin \mathcal{P}^\boxtimes$. For $i = 1, \dots, k$, set $m_T(x_i)$ to be the number of transfer-edges that are kite-edges of x_i ; since at least one endpoint of x_i is not in S we have $m_T(x_i) \leq 2$. Define $w_\alpha(x_i)$ to be the total weight of the four crossed cells incident to x_i ; we have $w_\alpha(x_i) = 4 - \alpha \cdot m_T(x_i) \geq (2 - \alpha)m_T(x_i)$. So the weight of all crossed cells covered by P is $\sum_{i=1}^k w_\alpha(x_i) \geq (2 - \alpha) \sum_{i=1}^k m_T(x_i)$. All uncrossed cells covered by P are not in \mathcal{T}^∇ , so have non-negative weight, so $w_\alpha(P) \geq (2 - \alpha) \sum_{i=1}^k m_T(x_i)$. If $\alpha \leq 2$ then this is non-negative. If $\alpha > 2$, then this is at least $(2 - \alpha)d$, because the circuits that constitute P contain at most d edge-incidences, and hence $\sum_{i=1}^k m_T(x_i) \leq d$. \square

The bound in Claim B.2 is tight; for example consider a patch P bounded by a d -cycle (for even d) that covers one vertex v and $d/2$ crossings. However, for $d \leq 4$ we cannot construct such a patch without violating (N_2) and therefore can find better bounds. Recall from Claim 3.10 that $Z(P)$ denotes the (non-empty) set of vertices covered by a patch $P \in \mathcal{P}_d^\circ$ and that (for $d \leq 4$) we have $w_0(P) = 4|Z(P)| + 2(d - 2)$.

Claim B.3. Assume that $\text{comp}(\Gamma \setminus S) \geq 2$ and there are no loops. For any patch $P \in \mathcal{P}_3^\circ$, we have $w_\alpha(P) \geq \min\{6 + 3\alpha, 6 + 6\chi_{N_3} - \alpha, 10 + 4\chi_{N_3} - 3\alpha\}$.

Proof. Patch P is a simple 3-cycle by Observation 3.8; let its edges be e_0, e_1, e_2 . For $i = 0, 1, 2$ let $e_i = (v_i, v_{i+1})$ (addition modulo 3) and let L_i be the cell incident to e_i that is covered by P . Cell L_i has degree 3 and its third corner (other than v_i, v_{i+1}) is either a crossing x_i , or a vertex $z_i \notin S$ since $P \notin \mathcal{P}^\nabla$. See also Figure 11a. Edge e_i is a transfer edge by definition, hence L_i belongs to \mathcal{T}° or \mathcal{T}^\times (it cannot belong to \mathcal{T}^∇ since $P \notin \mathcal{P}_3^\nabla$), and $w_\alpha(L_i) = w_0(L_i) \pm \alpha$ depending on whether L_i is uncrossed or not. So $w_\alpha(P)$ can easily be obtained from $w_0(P)$ once we know how many of L_0, L_1, L_2 are crossed. Recall that $w_0(P) = 4|Z(P)| + 2 \geq 6$ and consider cases.

- If at least one of L_0, L_1, L_2 is uncrossed, then $w_\alpha(P) \geq w_0(P) + \alpha - 2\alpha \geq 6 - \alpha$.
- If all of L_0, L_1, L_2 are crossed, then x_0, x_1, x_2 cannot all be the same crossing, otherwise the kite-edges of that crossing would include triangle e_0, e_1, e_2 , impossible. So P covers at least two crossings (hence eight crossed cells) and $w_0(P) \geq 8$. This implies $w_0(P) \geq 10$ since $w_0(P) = 4|Z(P)| + 2$ is equivalent to 2 modulo 4. Therefore $w_\alpha(P) \geq 10 - 3\alpha$.

If (N_3) holds, then we can get a better bound.

- If all of L_0, L_1, L_2 are uncrossed, then $w_\alpha(P) = w_0(P) + 3\alpha \geq 6 + 3\alpha$.

- If (say) L_1 is crossed, then v_0 is not an endpoint of x_1 , otherwise for some $i \in \{1, 2\}$ edge (v_i, v_0) would exist crossed at x_1 and uncrossed in P which contradicts (N_3) . Therefore (v_0, z) crosses (v_1, z') for some $z, z' \in Z(P)$, which implies $|Z(P)| \geq 2$ and $w_0(P) \geq 10$. See also Figure 11a.
 - If both L_0, L_2 are uncrossed, then $w_\alpha(P) \geq 10 + \alpha \geq \min\{6 + 3\alpha, 14 - 3\alpha\}$.
 - If $|Z(P)| \geq 3$, then $w_0(P) \geq 14$ and $w_\alpha(P) \geq 14 - 3\alpha$.
 - We claim that one of these cases must hold. To see this, assume that L_0 is crossed, say (v_0, \hat{z}) crosses (v_1, \tilde{z}) at x_0 , for some $\hat{z}, \tilde{z} \in Z(P)$. We have $\tilde{z} \notin \{z, z'\}$, for otherwise the crossed edge (v_1, \tilde{z}) would have a parallel edge (in x_1 or as a kite-edge of x_1), contradicting (N_3) . So $|Z(P)| \geq 3$. \square

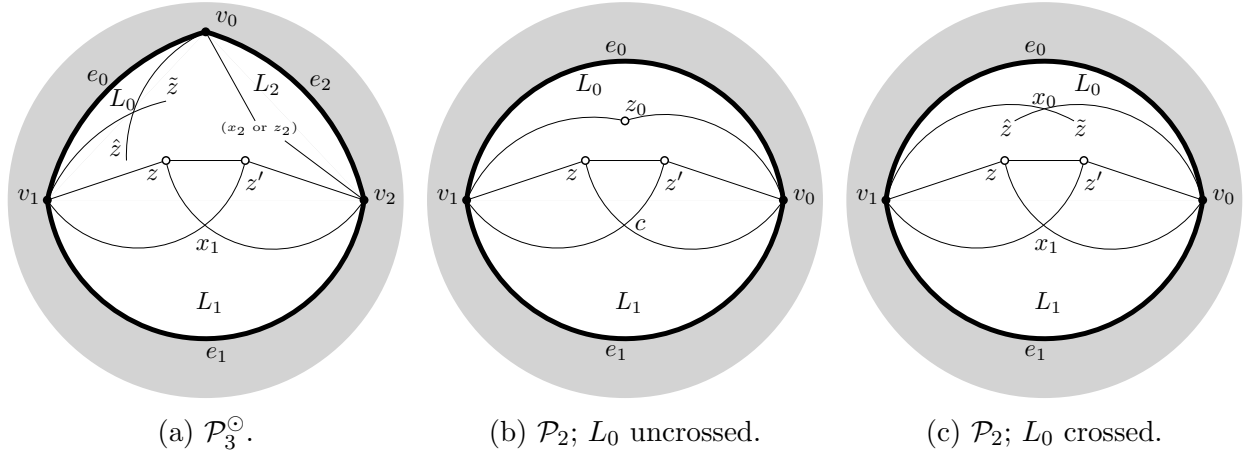


Figure 11: Lower-bounding the weight of a patch.

For patches in \mathcal{P}_2 , we sometimes need (N_2) even if (N_3) does not hold; for purposes of analyzing non-simple graphs in Section 5 we state exactly what is needed here.

Claim B.4. *Assume that $\text{comp}(\Gamma \setminus S) \geq 2$ and there are no loops. Fix a patch $P \in \mathcal{P}_2$. If either (N_2) holds or $|Z(P)|$ is odd, then $w_\alpha(P) \geq \min\{4 + 2\alpha, 12 + 4\chi_{N_3} - 2\alpha\}$.*

Proof. By Observation 3.8 patch P is a bigon, say edges e_0, e_1 both connect v_0 and v_1 . For $i = 0, 1$ let L_i be the cell incident to e_i and covered by P . If L_i is crossed then let x_i be its incident crossing, otherwise let $z_i \notin S$ be the third vertex of L_i . Edge e_i is a transfer edge by definition, hence L_i belongs to \mathcal{T}° or \mathcal{T}^\times and $w_\alpha(L_i) = w_0(L_i) \pm \alpha$ depending on whether L_i is uncrossed or not. So $w_\alpha(P)$ can easily be obtained from $w_0(P)$ once we know how many of L_0, L_1 are crossed. Recall that $w_0(P) = 4|Z(P)| \geq 4$ and consider cases:

- If both L_0, L_1 are uncrossed, then $w_\alpha(P) \geq w_0(P) + 2\alpha \geq 4 + 2\alpha$.
- If (say) L_1 is crossed, then let $(v_0, z), (v_1, z')$ be the edges that cross at x_1 for some $z, z' \in Z(P)$. So $|Z(P)| \geq 2$ and $w_0(P) \geq 8$. See Figure 11c and 11b.
 - If L_0 is uncrossed, then $w_\alpha(P) = w_0(P) + \alpha - \alpha = 8 \geq \min\{4 + 2\alpha, 12 - 2\alpha\}$.

- If $|Z(P)| \geq 3$ then $w_\alpha(P) \geq w_0(P) - 2\alpha \geq 12 - 2\alpha$.
- We claim that one of these cases must hold. Assume not, so $|Z(P)| = 2$, which by assumption means that (N_2) holds. Let the crossing at x_0 be between (v_0, \hat{z}) and (v_1, \tilde{z}) , for some $\hat{z}, \tilde{z} \in Z(P)$. By (N_2) we have $\tilde{z} \neq z'$. By $|Z(P)| = 2$ hence $\tilde{z} = z$ and similarly $\hat{z} = z'$. Hence (v_1, \tilde{z}) and (z, v_1) form a closed curve that is crossed by (v_0, \hat{z}) and hence contains v_0 and \hat{z} on opposite sides. This is impossible due to (uncrossed) edge (z', v_0) and $\hat{z} = z'$.

If (N_3) holds, then we can get a better bound.

- If $|Z(P)| \geq 4$ then $w_\alpha(P) \geq w_0(P) - 2\alpha \geq 16 - 2\alpha$.
- If L_0 is uncrossed, then $z_0 \neq z, z'$, for otherwise (v_0, z_0) or (v_1, v_0) would exist both crossed and uncrossed, contradicting (N_3) . Therefore $|Z(P)| \geq 3$ and $w_\alpha(P) \geq 12 + \alpha - \alpha = 12 \geq \min\{4 + 2\alpha, 16 - 2\alpha\}$.
- We claim that one of these cases must hold. To see this, assume that L_0 is crossed, say (v_0, \hat{z}) crosses (v_1, \tilde{z}) at x_0 , for some $\hat{z}, \tilde{z} \in Z(P)$. We have $\tilde{z} \notin \{z, z'\}$, for otherwise there would be parallel copy of crossed edge (v_1, \tilde{z}) , contradicting (N_3) . Likewise $\hat{z} \notin \{z, z'\}$, So $|Z(P)| \geq 4$. \square

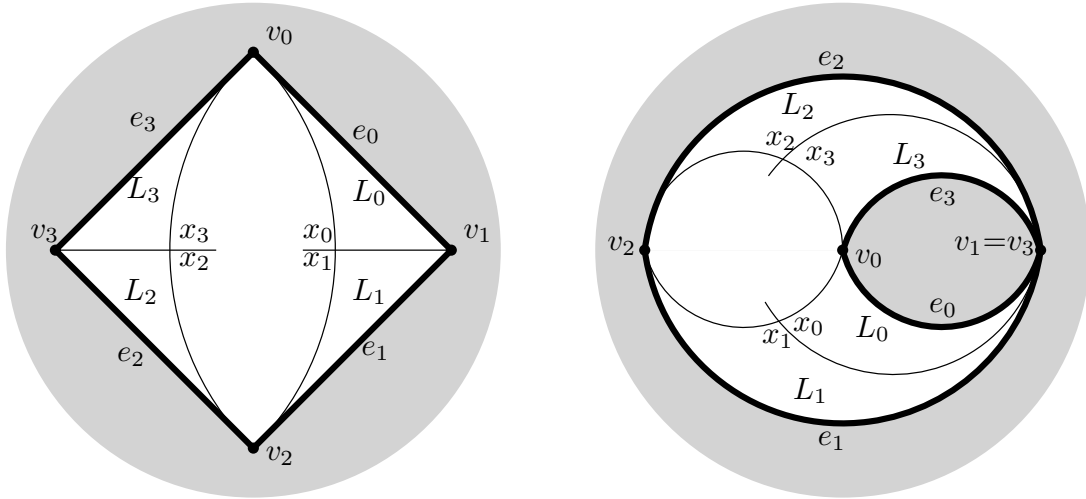
Claim B.5. *Assume that $\text{comp}(\Gamma \setminus S) \geq 2$ and there are no loops. Fix a patch $P \in \mathcal{P}_4$ and some $\alpha \leq 4$. If either (N_2) holds or $\alpha \leq 2$, then $w_\alpha(P) \geq 0$.*

Proof. We are done by Claim B.2 if $\alpha \leq 2$, so assume not, which means that (N_2) holds. We first dispatch with the easy case where P consists of multiple circuits: By Observation 3.8 patch P uses only two edges and so covers at most two transfer cells, none of which is in \mathcal{T}^∇ . Also $w_0(P) = 4|Z(P)| + 4 \geq 8$, therefore $w_\alpha(P) \geq 8 - 2\alpha \geq 0$.

Now assume that P is a single circuit with distinct edges e_0, e_1, e_2, e_3 . For $i = 0, 1, 2, 3$ let $e_i = (v_i, v_{i+1})$ (addition modulo 4) and let L_i be the cell incident to e_i and covered by P . If L_i is crossed then let x_i be its incident crossing. We have $w_\alpha(L_i) \geq w_0(L_i) - \alpha$ since $P \notin \mathcal{P}_3^\nabla$, and $w_\alpha(L_i) \geq w_0(L_i) = 2$ if L_i is uncrossed. Now consider cases:

- Assume first that for every crossing x that is covered by P , at most one kite-edge belongs to P . Then at most one incident cell of x is a transfer cell and $w_\alpha(x)$ (the total weight of the four cells incident to x) is at most $4 - \alpha \geq 0$. Any uncrossed cell covered by P has non-negative weight. Therefore $w_\alpha(P) \geq 0$.
- So we may assume that there is a crossing x that is covered by P and where at least two kite-edges are transfer edges (hence in $\{e_0, e_1, e_2, e_3\}$). The kite-edges of x must include e_i, e_{i+1} (for some $i \in \{0, 1, 2, 3\}$, addition modulo 4), and exclude e_{i+2}, e_{i+3} , otherwise the endpoints of x would be $\{v_0, v_1, v_2, v_3\}$ and x would be a pure- S -crossing, contradicting $P \notin \mathcal{P}^\boxtimes$. So $x_i = x_{i+1}$ and x_{i+2}, x_{i+3} (if they exist) are different from x_i . See Figure 12, which shows the situation for $i = 0$. We have cases.
 - If both L_{i+2}, L_{i+3} are uncrossed, then $w_\alpha(P) \geq w_0(P) - 2\alpha \geq 8 - 2\alpha \geq 0$.
 - If (say) L_{i+2} is crossed and P covers at least one uncrossed cell, then with the eight crossed cells at $x_i \neq x_{i+2}$ we have $w_0(P) \geq 10$. This forces $w_0(P) \geq 12$ since $w_0(P) = 4|Z(P)| + 4$ is divisible by 4. Therefore $w_\alpha(P) \geq 12 - 3\alpha \geq 0$.

- If both L_{i+2}, L_{i+3} are crossed and $x_{i+2} \neq x_{i+3}$, then P covers at least three crossings, hence $w_0(P) \geq 12$ and $w_\alpha(P) \geq 12 - 3\alpha \geq 0$.
- We claim that one of the above cases must hold. Assume for contradiction that L_{i+2} and L_{i+3} are both crossed and $x_{i+2} = x_{i+3}$. Then $x_{i+2} = x_{i+3}$ uses edge (v_{i+2}, v_i) , but a copy of (v_i, v_{i+2}) also participates in the (different) crossing $x_i = x_{i+1}$. This contradicts (N_2) . \square



(a) \mathcal{P}_4 ; P is a simple 4-cycle.

(b) \mathcal{P}_4 ; P repeats a vertex.

Figure 12: Lower-bounding the weight of a patch in \mathcal{P}_4 .