

# Circular Figures in Elamite Mathematics

Nasser Heydari\* and Kazuo Muroi†

December 29, 2022

## Abstract

In this article, we study a particular group of plane figures whose constants are listed in the Susa Mathematical Tablet No. 3 (**SMT No. 3**). We explain possible ways to define these figures and seek to demonstrate that the Susa scribes used complicated calculations to obtain such numbers. We also give examples of circular figures used for Elamite artifacts through which one can appreciate the significance of these figures in Elamite art.

## 1 Introduction

In Babylonian mathematics there are mathematical tablets whose texts list many geometrical coefficients regarding geometric plane figures. Many scholars call them *coefficient lists* or *constant lists*. In these texts, a list of numbers and modifiers are listed together. However, no information regarding the related calculations are provided. By checking the possible calculations required to find some of these constants, one might better understand both the complexity of the calculations and the level of mathematical skill employed by the scribes who recorded them.

One of the famous coefficient lists in Babylonian mathematics is **SMT No. 3**, which is one of 26 clay tablets excavated from Susa in southwest Iran by French archaeologists in 1933 and now held in the collection of the Louvre. The texts of all the Susa mathematical tablets (**SMT**) along with their interpretations were first published in 1961 (see [BR61]).

This tablet<sup>1</sup> contains a list of constants with 68 entries, almost all of which are preserved in good condition. The content of this tablet is as follows: line 1 is the headline, lines 2-32 contain the mathematical constants regarding areas and dimensions of geometrical figures and lines 33-69 contain the non-mathematical constants concerning work quotas, metals, and so on. The last two lines (lines 70-71) are an example of how to use the constants of work quotas.

---

\*Email: nasser.heydari@mun.ca

†Email: edubakazuo@ac.auone-net.jp

<sup>1</sup> The reader can see the new photos of this tablet on the website of the Louvre's collection. Please see <https://collections.louvre.fr/en/ark:/53355/c1010185653> for obverse and reverse.

Some of the figures mentioned in this text are rather complex geometric figures and finding their area requires mathematical skill and experience. This clearly shows the considerable interest of the Susa scribes in geometry and their ability to compute the area and other geometric constants of these figures.

## 2 Circular Figures

Circular figures are usually made up of arcs of different circles. In other words, these figures can be considered as polygons but their sides instead of line segments are arcs of circles. Unlike polygons, the numbers of sides can be any natural number  $n \geq 1$ , because we can consider the circle itself as a circular figure with only 1 arc (the whole circumference). For example, intersections of circles (not necessarily equal) produce different circular figures. [Figure 1](#) shows examples of circular figures with 2, 3 and 6 arcs. We call the intersection of two arcs in a circular figure a *vertex*. If the circular figure has  $n$  arcs, we call it a *polyarc* with  $n$  arcs or an *n-arc* and denote it by  $\Psi_n$ .

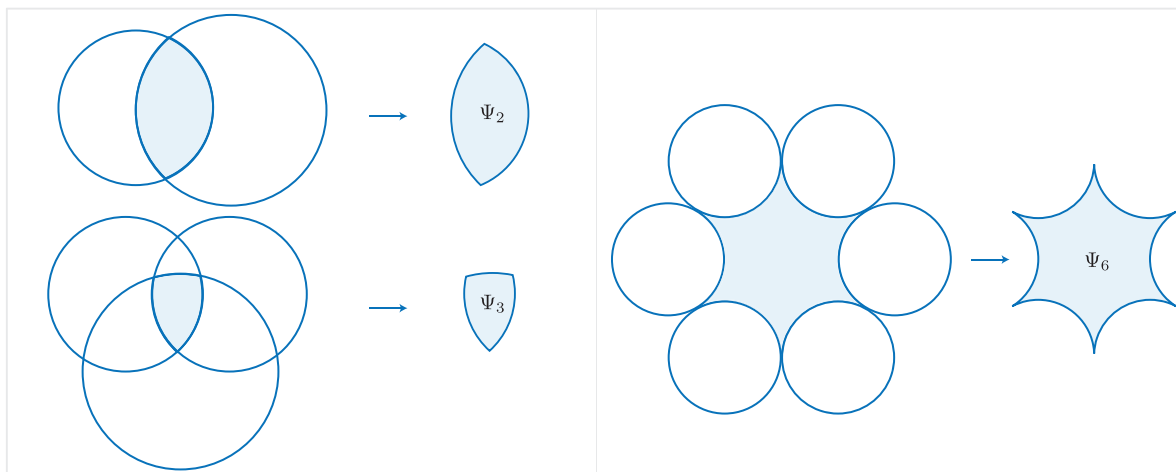


Figure 1: Polyarcs

Although the definition of polyarcs encompasses a wide variety of figures, we are mostly interested in those where all arcs are equal and come from the same circle (the *constructive* circle). We prefer to use the term *regular polyarcs* for such specific circular figures. For example, the polyarc  $\Psi_6$  in [Figure 1](#) is regular while  $\Psi_2$  and  $\Psi_3$  are not. We usually use  $\Psi_n(a)$  for a regular polyarc with  $n$  arcs the common length of whose equal arcs is  $a$ . Note that this common value is a fraction of the circumference of the constructive circle.

In this article, we only consider regular polyarcs whose arcs are all convex or all concave. We call them *regular convex polyarcs* and *regular concave polyarcs*, respectively. In [Figure 2](#), cases 1, 2 and 4 are regular convex polyarcs, while case 3 is a regular concave polyarc. Note that cases 3 and 6 are regular polyarcs but neither is convex nor concave.

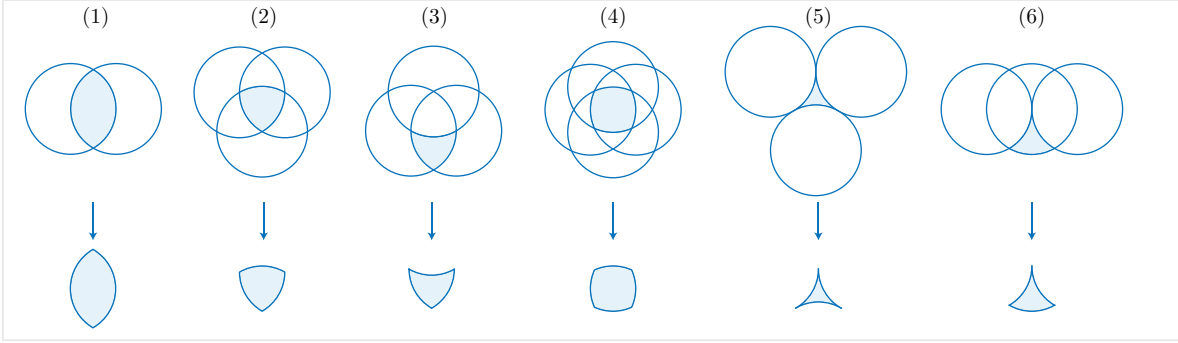


Figure 2: Regular polyarcs

An interesting problem might be the computation of the area of a regular convex or a regular concave polyarc  $\Psi_n(a)$ . Some of these geometric figures have properties that make the accomplishment of this task possible. In this article, we consider two groups of regular polyarcs whose areas can be computed because of the way we construct them. We first discuss the concave case.

## 2.1 Regular concave polyarcs

One efficient way to construct this group of regular concave polyarcs with  $n$  arcs is to consider a circle of radius  $r$  and repeat (rotate) it  $n$  times along a bigger circle in a way that the obtained  $n$  copies form a chain of pairwise tangent circles.<sup>2</sup> If we connect the centers of adjacent circles together, we get a regular  $n$ -gon whose sides are of length  $2r$ , where  $r$  is the radius of the constructive circle. Figure 3 shows this situation for the case  $n = 8$ . The symmetry of this figure helps us to obtain a formula for the area of this polyarc with respect to its arc  $a$ . We use  $\Psi_n^c(a)$  for the polyarcs in this group.

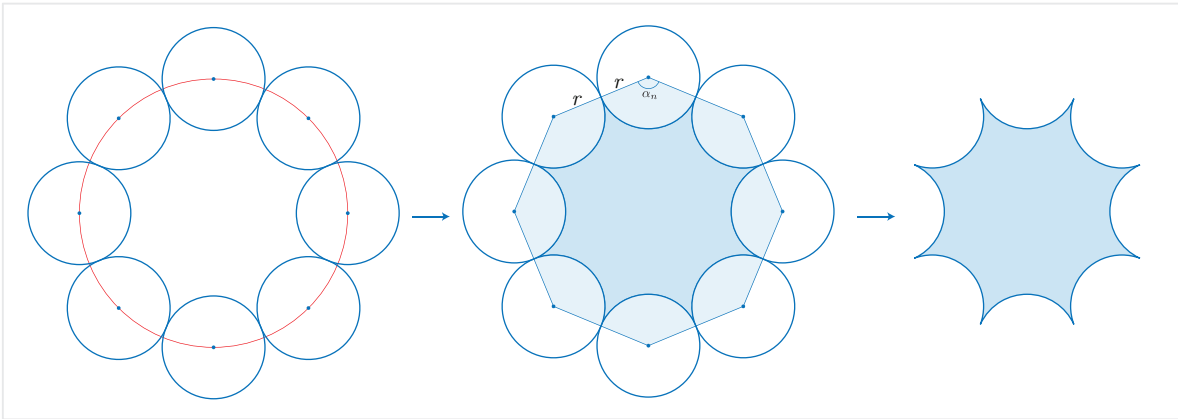


Figure 3: Construction of a regular concave polyarc

Let us compute the area of this regular concave polyarc  $\Psi_n^c(a)$ . It is clear from Figure 3 that the area of  $\Psi_n^c(a)$  is the area of the regular  $n$ -gon with side  $2r$  minus  $n$

<sup>2</sup> It can be shown that the radius of the bigger circle must be  $R = \frac{r}{\sin(\frac{\pi}{n})}$ .

times the area of a sector  $\Lambda_n$  of the constructive circle and internal angle  $\alpha_n = \frac{(n-2)\pi}{n}$ . Since the circumference is  $c = 2\pi r$  and  $a$  is the arc length of the internal angle  $\alpha_n$ , the values of circumference  $c$  and radius  $r$  with respect to  $a$  are

$$c = \frac{2na}{n-2} \quad (1)$$

and

$$r = \frac{na}{(n-2)\pi}. \quad (2)$$

It follows from (2) that the area of the sector  $\Lambda_n$  is

$$S_{\Lambda_n} = \frac{1}{2}\alpha_n r^2 = \frac{1}{2} \times \frac{(n-2)\pi}{n} \times \left( \frac{na}{(n-2)\pi} \right)^2$$

which can be simplified as

$$S_{\Lambda_n} = \frac{na^2}{2\pi(n-2)}. \quad (3)$$

On the other hand, the area of the regular  $n$ -gon with side  $2r$ , say  $\Gamma_n(2r)$ , is

$$S_{\Gamma_n(2r)} = \frac{n}{4} \times (2r)^2 \times \cot\left(\frac{\pi}{n}\right) = nr^2 \cot\left(\frac{\pi}{n}\right).$$

If we use (2) in the last equation, we get

$$S_{\Gamma_n(2r)} = \frac{n^3 a^2}{\pi^2 (n-2)^2} \times \cot\left(\frac{\pi}{n}\right). \quad (4)$$

Now, it follows from (3) and (4) that

$$\begin{aligned} S_{\Psi_n^c(a)} &= S_{\Gamma_n(2r)} - n \times S_{\Lambda_n} \\ &= \frac{n^3 a^2}{\pi^2 (n-2)^2} \times \cot\left(\frac{\pi}{n}\right) - n \times \frac{na^2}{2\pi(n-2)} \\ &= \left( \frac{n^3}{\pi^2 (n-2)^2} \times \cot\left(\frac{\pi}{n}\right) - \frac{n^2}{2\pi(n-2)} \right) a^2. \end{aligned}$$

Hence, the area of the regular concave polyarc  $\Psi_n^c(a)$  with  $n$  arcs of the same length  $a$  is

$$S_{\Psi_n^c(a)} = \left( \frac{n^3}{\pi^2 (n-2)^2} \times \cot\left(\frac{\pi}{n}\right) - \frac{n^2}{2\pi(n-2)} \right) a^2. \quad (5)$$

## 2.2 Regular convex polyarcs

A group of regular convex polyarcs with  $n$  sides denoted by  $\Psi_n^u(a)$  can be constructed by repeating (rotating) a constructive circle  $n$  times around a smaller circle. In this case, the innermost  $n$  equal arcs form a regular convex polyarc. Unlike the concave case, finding the area of such polyarcs is not so easy in general and one may use different approaches such as integration. However, in some special cases ( $n = 2, 3, 4, 5, 6$ ) one

can use the symmetry of the figure and use elementary mathematics to find a formula with respect to the arc length  $a$  and  $n$ . The key part in this process is to observe that the area of  $\Psi_n^v(a)$  is the area of the inscribed regular  $n$ -gon plus the total area of  $n$  equal circular segments (see Figure 4).

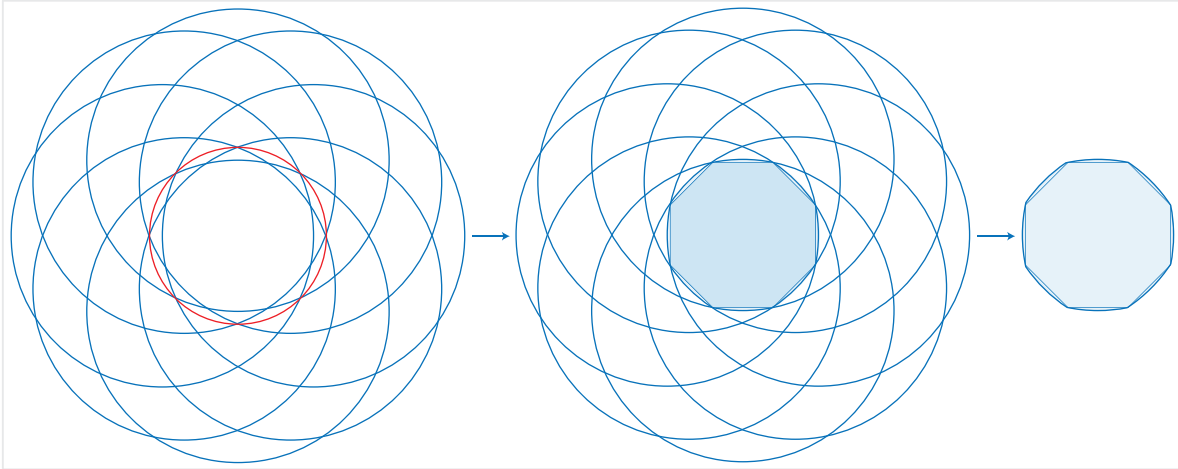


Figure 4: Construction of a regular convex polyarc

For even numbers  $n = 2m$ , there is an alternate way to define this group of regular convex polyarcs. In this method, instead of circles we use a special regular convex 2-arc. This polyarc is obtained by intersecting two equal circles such that the length of each arc is the quarter of the circumference of the constructive circle. The obtained polyarc looks like a “convex lens”. If we rotate a convex lens  $m$  times around its center, then the intersection of the obtained  $n$  copies forms a regular convex polyarc with  $n = 2m$  arcs (see Figure 5).

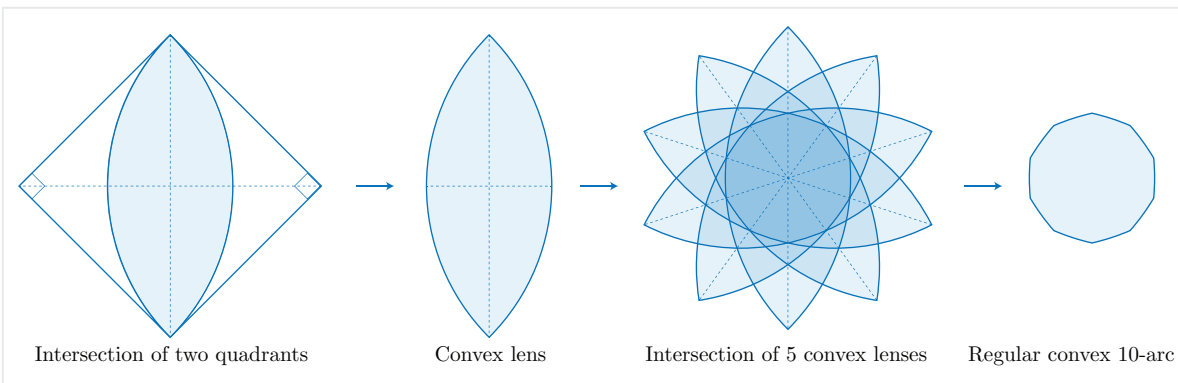


Figure 5: Construction of a regular convex polyarc with  $n = 2m$  arcs

To compute the area of this regular convex  $n$ -arc  $\Psi_n^v(a)$ , one needs to use the symmetry of the figure and perform some complicated calculations. We skip the related calculations and only give the formula with respect to  $n$  and  $r$ , the radius of the quad-

rants:

$$S_{\Psi_n^v(a)} = n \left[ \arcsin \left( \frac{1}{\sqrt{2}} \sin \left( \frac{\pi}{n} \right) \sqrt{1 + \cos^2 \left( \frac{\pi}{n} \right)} - \frac{1}{2\sqrt{2}} \sin \left( \frac{2\pi}{n} \right) \right) \right] r^2 \quad (6)$$

$$- n \left[ \frac{1}{2} \sin \left( \frac{\pi}{n} \right) \sqrt{1 + \cos^2 \left( \frac{\pi}{n} \right)} - \frac{1}{4} \sin \left( \frac{2\pi}{n} \right) \right] r^2.$$

### 3 Circular figures in SMT No. 3

In **SMT No. 3**, the constants of several geometric figures are listed some of which have not been fully understood since the publishing of the text of this tablet. The figures we are going to consider here are listed in lines 5,6 and 16-25. The terms used by the Susa scribe to name these figures might be the reason for this lack of comprehension. There are six circular figures in these lines which we explain in the following sections.

#### 3.1 A barley-field

The transliteration and translation of lines 16-18 are as follows:

##### Obverse: Lines 16-18

Transliteration:

(L16) 13,20 igi-g[ub] šà a-šà še

(L17) 56,40 dal šà a-šà še

(L18) 23,20 [pi]-ir-ku šà a-šà še

Translation:

(L16) 0;13,20 is the constant of a “barley-field”.

(L17) 0;56,40 is the length of a “barley-field”.

(L18) 0;23,20 is the width of a “barley-field”.

The scribe has used the term *barley-field* for this geometric figure which might be derived from the shape of a barley seed (see [Figure 6](#)).



Figure 6: Barley seeds (photo credit: Encyclopædia Britannica)

In fact, the figure is a regular convex 2-arc (or a convex lens). As mentioned before, it is the intersection of two equal circles such that they separate one-fourth of the circumference of one another (see Figure 5). Beside the figure itself, the Susa scribe has listed two constants for its length and its width. The former is the line segment connecting the vertices of the figure and the latter is the line segment connecting the midpoints of the two arcs. We try to verify the scribe's numbers. To see that, consider a convex lens, say  $\Sigma$ , whose common arcs have length  $a$ . Assume that the radius of the equal quadrants is  $r$  and the length and the width are  $2x$  and  $2y$ , respectively (see Figure 7). We compute the values of  $x$ ,  $y$  and the area of the barley-field figure  $\Sigma$  with respect to  $a$ .

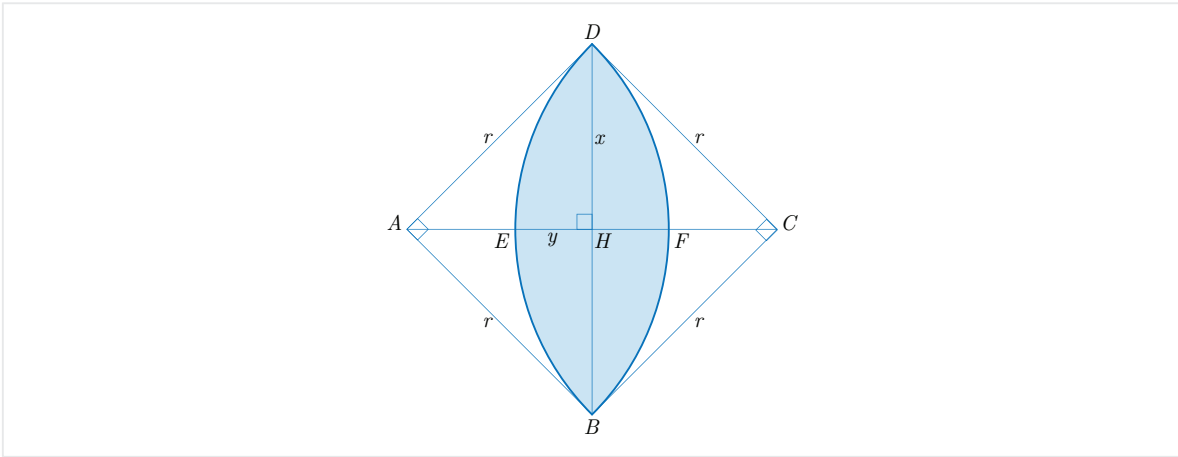


Figure 7: A barley-field figure

It is clear from Figure 7 that  $\overline{DB} = 2x$  and  $\overline{EF} = 2y$ . Since the arc  $\widehat{DFB}$  is one-fourth of the circumference  $c$  of a circle with radius  $r$  and  $c = 2\pi r$  it follows that

$$a = \frac{c}{4} = \frac{2\pi r}{4} = \frac{\pi r}{2}$$

and consequently

$$r = \frac{2a}{\pi}. \quad (7)$$

In the right triangle  $\triangle DAB$ , two sides  $AD$  and  $AB$  (radii of the circle) are equal, so two angles  $\angle ADH$  and  $\angle ABH$  are equal and their common measure is  $45^\circ$ . This follows that two angle  $\angle DAH$  and  $\angle BAH$  have the same measure  $45^\circ$ . So in the right triangle  $\triangle AHD$ , we have  $\overline{AH} = \overline{DH}$ . A similar argument shows that  $\overline{AH} = \overline{BH}$ ,  $\overline{BH} = \overline{CH}$  and  $\overline{CH} = \overline{DH}$ . In other words, they all have the same length  $x$ . Also note that by the symmetry we have  $\overline{EH} = \overline{FH} = y$ .

Now, by (7) and the Pythagorean theorem in the right triangle  $\triangle AHD$ , we can write

$$\begin{aligned}
& \overline{AH}^2 + \overline{DH}^2 = \overline{AD}^2 \\
\implies & 2x^2 = r^2 \\
\implies & x = \frac{\sqrt{2}}{2}r \\
\implies & x = \frac{\sqrt{2}}{2} \times \frac{2a}{\pi},
\end{aligned}$$

and therefore

$$x = \frac{\sqrt{2}a}{\pi}. \quad (8)$$

On the other hand, since  $\overline{AF} = \overline{AH} + \overline{FH}$ , we obtain  $r = x + y$ . So, it follows from (8) that

$$y = r - x = \frac{2a}{\pi} - \frac{\sqrt{2}a}{\pi},$$

or equivalently

$$y = \left( \frac{2 - \sqrt{2}}{\pi} \right) a. \quad (9)$$

To compute the area of the figure, we should note that it is two times the area of the segment with chord  $DB$  and arc  $\widehat{DFB}$ . This area in turn is the area of the quadrant  $ADFB$  with radius  $r$  minus that of the triangle  $\triangle ABD$ . So it follows from (7) that

$$\begin{aligned}
S_{\Sigma} &= 2 \times (S_{ADFB} - S_{\triangle ABD}) \\
&= 2 \times \left( \frac{1}{4}\pi r^2 - \frac{\overline{AB} \times \overline{AD}}{2} \right) \\
&= 2 \times \left( \frac{1}{4}\pi r^2 - \frac{r^2}{2} \right) \\
&= \left( \frac{\pi}{2} - 1 \right) r^2 \\
&= \left( \frac{\pi}{2} - 1 \right) \times \left( \frac{2a}{\pi} \right)^2 \\
&= \left( \frac{2(\pi - 2)}{\pi^2} \right) \times a^2,
\end{aligned}$$

hence

$$S_{\Sigma} = \frac{2(\pi - 2)a^2}{\pi^2}. \quad (10)$$

Note that by setting  $n = 2$  in (6) and using (7), we get the same formula.

Let us verify the scribe's numbers by assuming  $a = 1$  and using (8), (9) and (10). Since in Babylonian mathematics the approximate values  $\pi \approx 3$  and  $\sqrt{2} \approx \frac{17}{12} = 1; 25$  were usually used in calculations, we have

$$\overline{DB} = 2x = \frac{2\sqrt{2}a}{\pi} \approx \frac{2 \times (1; 25) \times 1}{3} = (2; 50) \times (0; 20) = 0; 56, 40$$



which is the number listed in line 17. On the other hand, for the width of  $\Sigma$ , we have

$$\overline{EF} = 2y = 2 \left( \frac{2 - \sqrt{2}}{\pi} \right) a \approx \frac{2}{3} \times (2 - 1; 25) \times 1 = (0; 40) \times (0; 35) = 0; 23, 20$$

which is the number in line 18. Finally, for approximate area of the barley-field  $\Sigma : DEBF$ , we can use (10) to write

$$S_{\Sigma} = \frac{2(\pi - 2)a^2}{\pi^2} \approx \frac{2(3 - 2) \times 1^2}{3^2} = \frac{2}{9} = 0; 13, 20$$

which is the number in line 16. So, it seems that the Susa scribe was capable of performing such calculations to obtain these numbers.

### 3.2 An ox-eye

The transliteration and translation of lines 19-21 are as follows:

Obverse: Lines 16-18

Transliteration:

(L19) 16,52,30 igi-gub šà igi-gud

(L20) 52,30 dal šà igi-gud

(L21) 30 pi-ir-ku šà igi-gud

Translation:

(L19) 0;16,52,30 is the constant of an “ox-eye”.

(L20) 0;52,30 is the length of an “ox-eye”.

(L21) 0;30 is the width of an “ox-eye”.

The term *ox-eye* for this geometric figure clearly refers to the shape of the eye of an ox. The reason for this naming might be that the figure is similar to a convex lens but it is wider. It can be made by intersecting two equal circles such that their arcs are one-third of the circumference of the circle (see [Figure 8](#)).

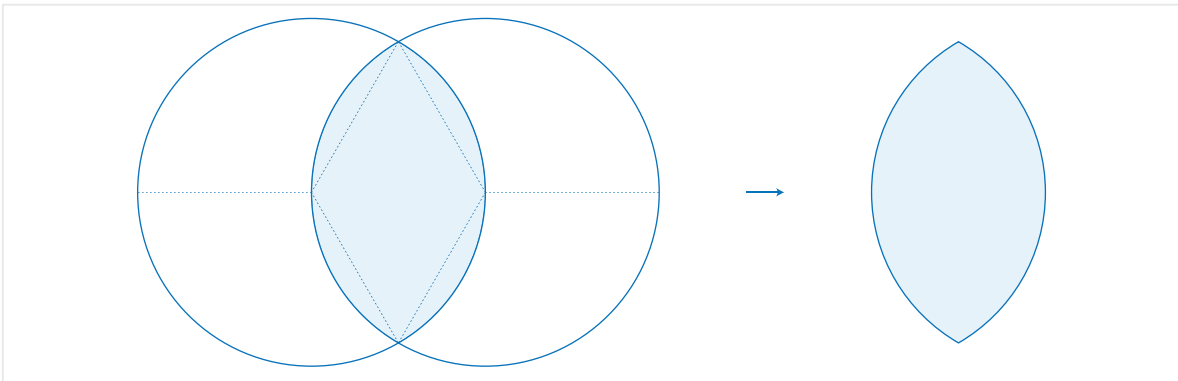


Figure 8: An ox-eye

Three numbers for the area, the length and the width of the figure has been listed in lines 19-21. To verify these numbers, consider the regular convex 2-arc  $\Pi$  with arc length  $a$  as shown in [Figure 9](#). Set  $\overline{DH} = x$  and  $\overline{AH} = y$ . All sides  $AD$ ,  $AB$ ,  $BC$ ,  $DC$  and  $AC$  are radii of equal circles, so the triangles  $\triangle ADC$  and  $\triangle ABC$  are equilateral and the measures of their internal angles are  $60^\circ$ . Also, the central angles of two arcs  $\widehat{DAB}$  and  $\widehat{DCB}$  are  $120^\circ$  and the common length  $a$  of two arcs  $\widehat{DAB}$  and  $\widehat{DCB}$  is the one-third of the circumference of the circle with radius  $r$ . So  $c = 2\pi r = 3a$  and

$$r = \frac{3a}{2\pi}. \quad (11)$$

Since  $DB$  perpendicularly bisects  $\angle ADC$ , the height  $DH$  bisects  $AC$  and thus  $r = \overline{AC} = 2\overline{AH} = 2y$ . So it follows from [\(11\)](#) that

$$y = \frac{3a}{4\pi}. \quad (12)$$

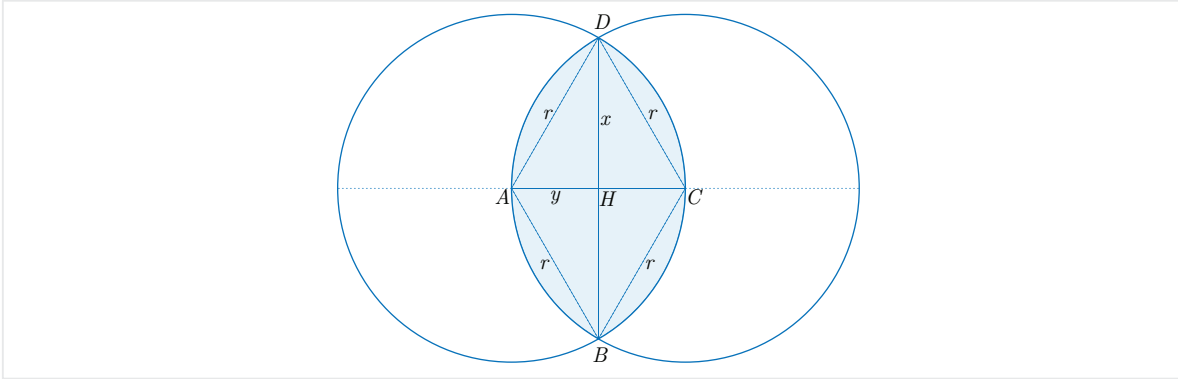


Figure 9: Area of an ox-eye

On the other hand, by the Pythagorean theorem in the right triangle  $\triangle AHD$  and using [\(11\)](#) and [\(12\)](#), we have

$$\begin{aligned} x &= \sqrt{r^2 - y^2} \\ &= \sqrt{r^2 - \frac{r^2}{4}} \\ &= \sqrt{\frac{3r^2}{4}} \\ &= \frac{\sqrt{3}}{2}r \\ &= \frac{\sqrt{3}}{2} \times \frac{3a}{2\pi}, \end{aligned}$$

which implies that

$$x = \frac{3\sqrt{3}a}{4\pi}. \quad (13)$$

Since  $\overline{AC} = 2y$  and  $\overline{BD} = 2x$ , it follows from (11), (13) that

$$\begin{cases} \overline{AC} = \frac{3a}{2\pi}, \\ \overline{BD} = \frac{3\sqrt{3}a}{2\pi}. \end{cases} \quad (14)$$

The area of the ox-eye  $\Pi : ABCD$  is double the difference between the area of circular sector  $\Gamma_1 : ABCD$  and the area of the isosceles triangle  $\triangle ABD$ . Since the area of the sector  $\Gamma_1 : ABCD$  is the one-third of the area of a circle with radius  $r$ , it follows from (11), (12) and (13) that

$$\begin{aligned} S_{\Pi} &= 2 \times (S_{\Gamma_1} - S_{\triangle ABD}) \\ &= 2 \times \left[ \left( \frac{1}{3} \times \pi r^2 \right) - \frac{2xy}{2} \right] \\ &\approx 2 \times \left[ \left( \frac{1}{3} \times \frac{9\pi a^2}{4\pi^2} \right) - \left( \frac{3\sqrt{3}a}{4\pi} \times \frac{3a}{4\pi} \right) \right] \\ &= 2 \times \left[ \frac{3\pi a^2}{4\pi^2} - \frac{9\sqrt{3}a^2}{16\pi^2} \right] \\ &= 2 \times \left( \frac{(12\pi - 9\sqrt{3})a^2}{16\pi^2} \right) \\ &= \frac{(12\pi - 9\sqrt{3})a^2}{8\pi^2}, \end{aligned}$$

or equivalently

$$S_{\Pi} = \left( \frac{3}{2\pi} - \frac{9\sqrt{3}}{8\pi^2} \right) a^2. \quad (15)$$

Now, set  $a = 1$  and use the Babylonian approximations  $\sqrt{3} \approx \frac{7}{4}$  and  $\pi \approx 3$ . It follows from (14) that

$$\overline{AC} = \frac{3a}{2\pi} \approx \frac{3 \times 1}{2 \times 3} = \frac{1}{2} = 0; 30,$$

which is listed in line 21. Also

$$\overline{BD} = \frac{3\sqrt{3}a}{2\pi} \approx \frac{3 \times (7/4) \times 1}{2 \times 3} = \frac{7}{8} = 0; 52, 30.$$

which is written in line 20. Finally, the approximate area is obtained from (15) as follows:

$$S_{\Pi} = \left( \frac{3}{2 \times 3} - \frac{9 \times (7/4)}{8 \times 9} \right) \times 1 \approx \frac{1}{2} - \frac{7}{32} = \frac{9}{32} = 0; 16, 52, 30.$$

This is the very number in line 19 which is given as the constant of the ‘‘ox-eye’’. Thus, the numbers of the Susa scribe are verified.

### 3.3 Overlap of two barley-fields

The transliteration and translation of line 5 are as follows:

Obverse: Line 5

Transliteration:

(L5) 16(sic) [igi]-gub šà gúr šà 2 še *i-na* šà gúr gar

Translation:

(L5) 0;16 is the constant of a circular figure with two barley figures in the middle.

In this line, a circular figure is described as the overlap of two barley-field figures. This is exactly the intersection of two convex lenses such that their centers coincide and their lengths (diagonals) form a right angle. So, it is a regular convex polyarc with 4 arcs (see [Figure 10](#)).

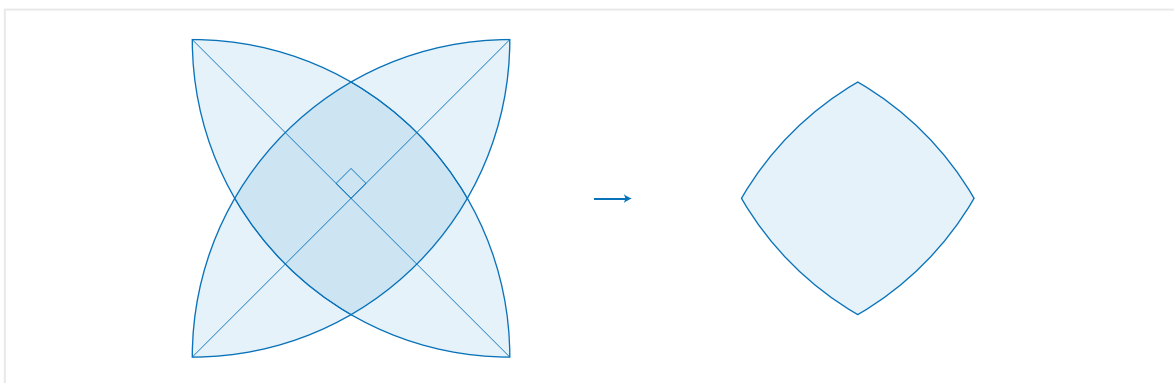


Figure 10: Overlap of two barley-fields

The number 0;16 is written as the constant of this regular polyarc in line 5. Apparently, the Susa scribe has assumed the common radius of all quadrants forming the figure to be 1. Let us compute the area of the figure for a general case when the radius of all quadrants is  $r$ . We denote this polyarc by  $\Lambda_4$ . As in [Figure 11](#), this figure is the union of a quadrilateral  $\Gamma_4$  and four circular segments  $\Gamma_4^1, \Gamma_4^2, \Gamma_4^3$  and  $\Gamma_4^4$ .




Figure 11: Partition of a regular convex 4-arc

Now, consider [Figure 12](#) and connect vertices  $H, G$  to the vertex  $A$  to get the isosceles triangle  $\triangle AGH$ . Connect  $H$  to  $B$ . Since three line segments  $AH$ ,  $AB$  and  $HB$  are the radius of equal quadrants, the triangle  $\triangle AHB$  is equilateral and all of its internal angles are 60 degrees. This implies that

$$\angle DAH = \angle DAB - \angle HAB = 90^\circ - 60^\circ = 30^\circ.$$

Because of symmetry, the same is true for angles  $\angle GAB$  and  $\angle HAG$ . Therefore, three arcs  $\widehat{DH}$ ,  $\widehat{HG}$  and  $\widehat{GB}$  have the same length which is one-twelfth of the circumference of a circle with radius  $r$ . Similar arguments can be used to show that all other arcs  $\widehat{GF}$ ,  $\widehat{FE}$  and  $\widehat{EH}$  have the common length of  $\widehat{HG}$ , so they all are equal implying that their corresponding chords are equal too. Thus, the sides of the quadrilateral  $\Gamma_4 : EFGH$  have the same length.

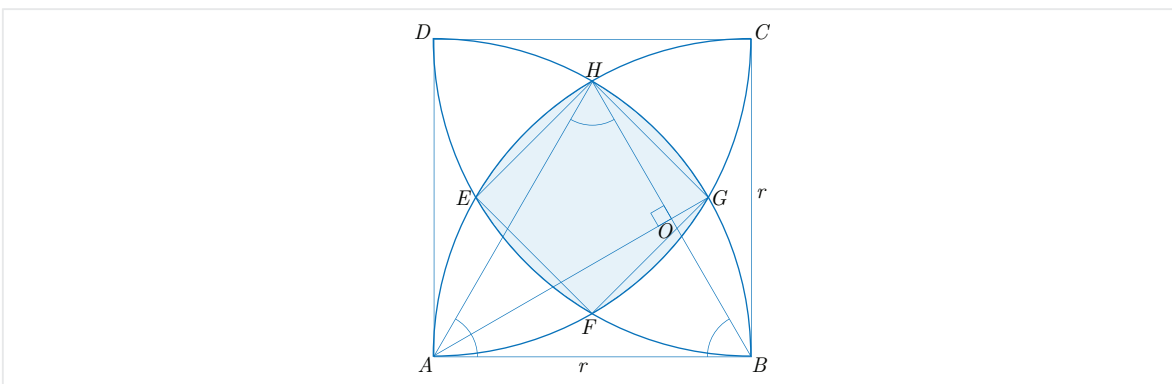


Figure 12: Partition of a regular convex 4-arc

Next, consider the isosceles triangle  $\triangle AGH$  in which  $\angle HAG = 30^\circ$ . So the other two inner angles are

$$\angle AGH = \angle AHG = \frac{180^\circ - 30^\circ}{2} = 75^\circ$$

which implies that

$$\angle BHG = \angle AHG - \angle AHO = 75^\circ - 60^\circ = 15^\circ.$$

Similarly, we get  $\angle EHA = 15^\circ$  and thus

$$\angle EHG = \angle EHA + \angle AHB + \angle BHG = 15^\circ + 60^\circ + 15^\circ = 90^\circ.$$

By symmetry, we can see that all other three inner angles of the quadrilateral  $\Gamma_4(r) : EFGH$  are also right-angled. So far, we have shown that the quadrilateral  $\Gamma_4(r) : EFGH$  has equal sides and equal right angles, therefore it must be a square.

On the other hand, since  $G$  is in the middle of the arc  $\widehat{HGB}$ , the line segment  $AG$  perpendicularly bisects its chord  $HB$ . So  $\angle HOG = 90^\circ$  and since  $\overline{HB} = r$ , we get  $\overline{HO} = \frac{\overline{HB}}{2} = \frac{r}{2}$ . By the Pythagorean theorem in the right triangle  $\triangle HOA$ , we have

$$\overline{AO} = \sqrt{\overline{HA}^2 - \overline{HO}^2} = \sqrt{r^2 - \frac{r^2}{4}} = \frac{\sqrt{3}}{2}r.$$

Since  $\overline{GO} = \overline{AG} - \overline{AO}$ , we get

$$\begin{cases} \overline{HO} = \frac{r}{2} \\ \overline{GO} = \left(1 - \frac{\sqrt{3}}{2}\right)r. \end{cases} \quad (16)$$

Note that the area of the square  $\Gamma_4 : EFGH$  in [Figure 12](#) is equal to  $S_{\Gamma_4} = \overline{HG}^2$ , so we can apply (16) and the Pythagorean theorem in the right triangle  $\triangle HOG$  to obtain  $\overline{HG}$  as follows:

$$\overline{HG} = \sqrt{\overline{HO}^2 + \overline{GO}^2} = \sqrt{\left(\frac{r}{2}\right)^2 + \left(r - \frac{\sqrt{3}r}{2}\right)^2} = \left(\sqrt{2 - \sqrt{3}}\right)r.$$

Thus,

$$\overline{HG} = \left(\sqrt{2 - \sqrt{3}}\right)r, \quad (17)$$

and the area of the inner square  $\Gamma_4 : EFGH$  is

$$S_{\Gamma_4} = (2 - \sqrt{3})r^2. \quad (18)$$

Let us compute the exact area of the convex polyarc  $\Lambda_4$ . To do so, we first need to compute the areas of the circular segments  $\Gamma_4^1, \Gamma_4^2, \Gamma_4^3$  and  $\Gamma_4^4$ . It suffices to compute the area of one of them, say  $\Gamma_4^3$ , because as we saw above they have the same arcs and chords. It is clear from [Figure 12](#) that  $S_{\Gamma_4^3}$  is the area of the one-twelfth of the circle with radius  $r$  minus the area of the isosceles triangle  $\triangle AHG$ . So, we can write

$$\begin{aligned} S_{\Gamma_4^3} &= \frac{\pi r^2}{12} - S_{\triangle AHG} \\ &= \frac{\pi r^2}{12} - \frac{1}{2} \times \overline{HO} \times \overline{AG} \\ &= \frac{\pi r^2}{12} - \frac{1}{2} \times \frac{r}{2} \times r \\ &= \frac{\pi r^2}{12} - \frac{r^2}{4}, \end{aligned}$$

so

$$S_{\Gamma_4^3} = \left(\frac{\pi}{3} - 1\right) \frac{r^2}{4}. \quad (19)$$

Now, we can use (18) and (19) to compute the exact area of the convex polyarc  $\Lambda_4$  as follows:

$$\begin{aligned} S_{\Lambda_4} &= S_{\Gamma_4} + 4 \times S_{\Gamma_4^3} \\ &= (2 - \sqrt{3})r^2 + 4 \times \left(\frac{\pi}{3} - 1\right) \times \frac{r^2}{4} \\ &= (2 - \sqrt{3})r^2 + \left(\frac{\pi}{3} - 1\right)r^2 \\ &= \left(\frac{\pi}{3} + 1 - \sqrt{3}\right)r^2. \end{aligned}$$

Thus, we obtain

$$S_{\Lambda_4} = \left(\frac{\pi}{3} + 1 - \sqrt{3}\right) r^2. \quad (20)$$

Note that if we set  $n = 2$  in the general formula (6), we get (20).

Finally, let us verify the scribe's number. According to Babylonian tradition, if we set  $r = 1$  and use the approximation  $\sqrt{3} \approx \frac{7}{4}$  in (18), the approximate area of  $\Gamma_4$  is

$$S_{\Gamma_4} = (2 - \sqrt{3}) \times 1^2 \approx 2 - \frac{7}{4} = 2 - 1; 45 = 0; 15.$$

By comparing this value with the value 0; 16 given in line 5, one might get the impression that the Susa scribe has made a mistake here, but there may be something hidden here. If we only set  $r = 1$  in (18) and assume that  $S_{\Gamma_4} \approx 0; 16$  then we get

$$\begin{aligned} 2 - \sqrt{3} &\approx 0; 16 \\ \implies \sqrt{3} &\approx 2 - \frac{16}{60} \\ \implies \sqrt{3} &\approx 2 - \frac{4}{15} \\ \implies \sqrt{3} &\approx \frac{30 - 4}{15} \\ \implies \sqrt{3} &\approx \frac{26}{15}. \end{aligned}$$

In other words, the scribe of this tablet has considered the less common approximation  $\sqrt{3} \approx \frac{26}{15}$  to approximate the area of the convex polyarc  $\Lambda_4$ . Although this approximate value seems to be rare, there are other mathematical texts using this approximation in their calculations. One specific example is given in the Achaemenid mathematical tablet **W 23291**<sup>3</sup> (see [Fri07-2], for details). It should be noted that this more accurate approximation to  $\sqrt{3}$  can be obtained by using the usual Babylonian method or the approximate formula  $\sqrt{a^2 \pm b} \approx a \pm \frac{b}{2a}$  by setting  $a = \frac{5}{3}$  and  $b = \frac{2}{9}$ :

$$\begin{aligned} \sqrt{3} &= \sqrt{\frac{25}{9} + \frac{2}{9}} \\ &= \sqrt{\left(\frac{5}{3}\right)^2 + \frac{2}{9}} \\ &\approx \frac{5}{3} + \frac{\frac{2}{9}}{2 \times \left(\frac{5}{3}\right)} \\ &= \frac{5}{3} + \frac{1}{15} \\ &= \frac{26}{15}. \end{aligned}$$

---

<sup>3</sup> This mathematical tablet belongs to the Late Babylonian period (ca. the first millennium BC). It contains around 26 problems regarding the areas and dimensions of geometric figures like equilateral triangles.

Therefore, the approximate area of the inscribed square  $\Gamma_4$  is

$$S_{\Gamma_4} = 0; 16 \tag{21}$$

which is the number in line 5.

It is interesting that if we use the Babylonian approximations  $\pi \approx 3$  and  $\sqrt{3} \approx \frac{26}{15}$  in (20), the approximate area of the convex polyarc  $\Lambda_4$  is

$$S_{\Lambda_4} \approx \left( \frac{3}{3} + 1 - \frac{26}{15} \right) \times 1^2 = \frac{4}{15} = 0; 16$$

which is the approximate area of the inscribed square  $\Gamma_4$  given in (21). Therefore, the scribe of this tablet might have hit two birds with one stone!

### 3.4 Overlap of three barley-fields

The transliteration and translation of line 6 are as follows:

Obverse: Line 6

Transliteration:

(L6) 16,26,46,40 igi-gub šà gúr šà 3 še *i-na* šà gúr gar

Translation:

(L6) 0;16,26,46,40 is the constant of a circular figure with three barley figures in the middle.

The scribe refers to the circular figure in this line as the overlap of three barley-field figures. In fact, it is the intersection of three rotated convex lenses which produces a regular convex polyarc with 6 arcs (see [Figure 13](#)). The arrangement of barley figures are symmetrical meaning that each one is obtained from another if we rotate them by  $60^\circ$ .

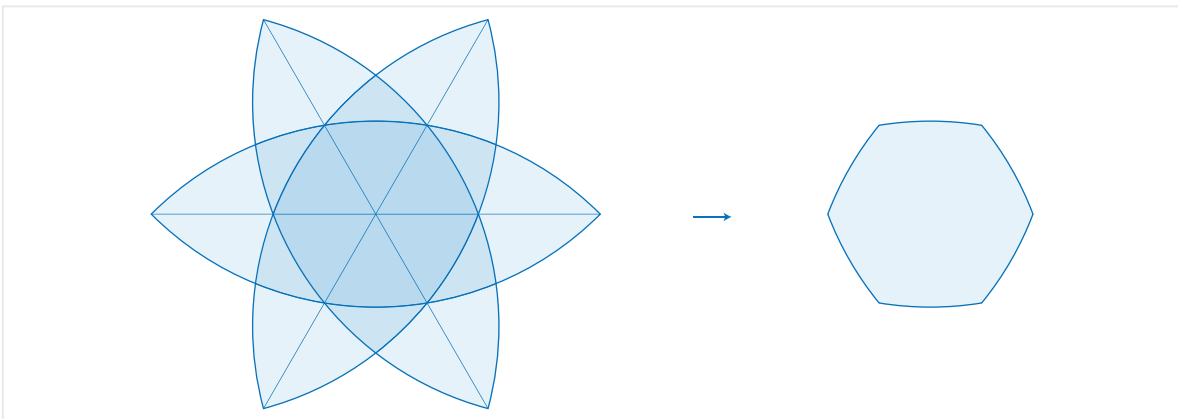


Figure 13: Overlap of three barley-fields

In line 6, the area of this circular figure, say  $\Lambda_6$ , is assumed to be  $S_{\Lambda_6} = 0; 16, 26, 46, 40$ . To calculate the area, the Susa scribe of this tablet seems to have assumed the radius



of each quadrant to be 1 and has omitted the areas of the six small circular segments from his calculations. To verify this, we first compute the area of this regular convex polyarc for the general case in which the radius of each quadrant is  $r$ . If we connect each vertex of the regular polyarc first to adjacent vertices and then to its center, we get a partition of the circular figure consisting of six equilateral triangles and six small circular segments as shown in [Figure 14](#).

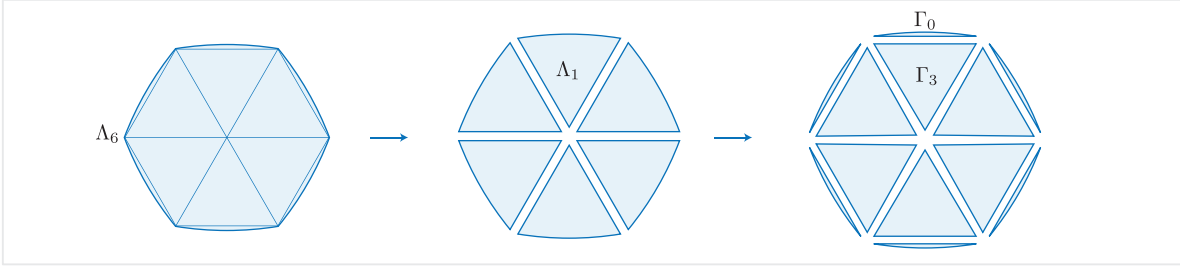


Figure 14: Partition of a regular convex 6-arc

In line 6, the area of this circular figure  $\Lambda_6$  is assumed to be  $S_{\Lambda_6} = 0; 16, 26, 46, 40$ . To calculate the area, the Susa scribe of this tablet seems to have assumed the radius of each quadrant to be 1 and has omitted the areas of six small circular segments from his calculations. To verify this, we first compute the area of this convex hexagon for the general case in which the radius of each quadrant is  $r$ .

According to [Figure 14](#), this convex polyarc is the union of six triangles and six circular segments. We first show that all these triangles are equal and equilateral and also that all the segments are equal. In such a case, to find the area we just need to compute the area of the equilateral triangle  $\Gamma_3$  and the segment  $\Gamma_0$ . To do so, we need to consider some auxiliary lines as shown in [Figure 15](#).

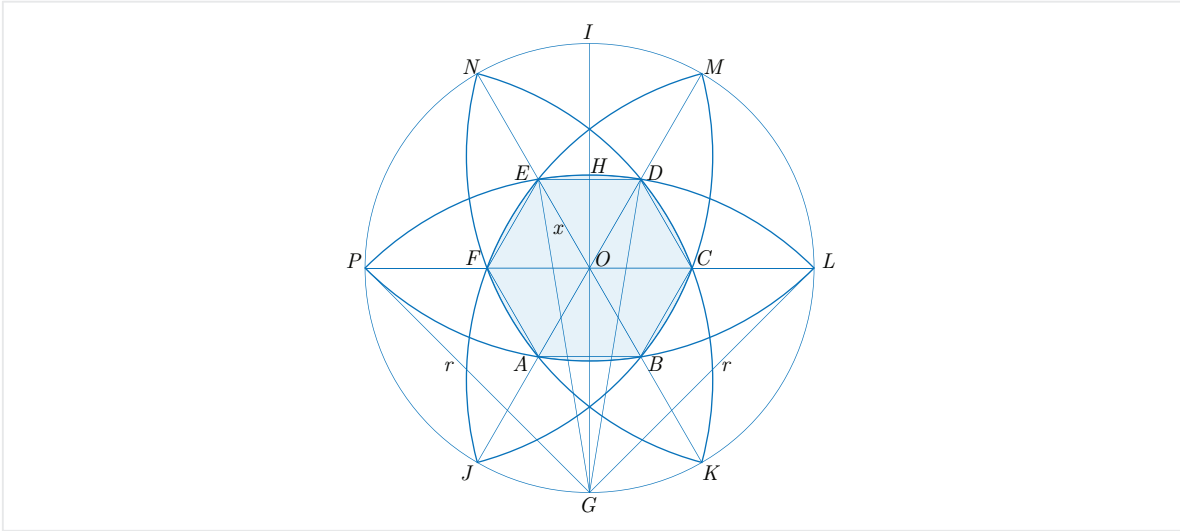


Figure 15: Partition of a regular convex 6-arc

By our assumption, each barley figure (convex lens) is obtained from the other one

by a 60-degree rotation. So, all central angles of the hexagon  $\Gamma_6 = ABCDEF$  are equal and have the same measure  $60^\circ$ . By symmetry, all line segments connecting  $O$  to the vertices of  $\Gamma_6$  are equal. Therefore, the hexagon  $\Gamma_6$  is regular and all interior triangles partitioning  $\Gamma_6$  are equilateral. Let the common length of all sides of all these triangles be  $x$ . Since  $GI$  and  $PL$  are perpendicular,  $\angle HOE = 90^\circ - 60^\circ = 30^\circ$  which implies that  $\angle OHE = 90^\circ$ . It follows that in the equilateral triangle  $\triangle OED$ , the line segment  $OH$  bisects  $\angle EOD$ . Thus,  $OH$  also bisects the base  $ED$  and so

$$\overline{EH} = \frac{\overline{ED}}{2} = \frac{x}{2}. \quad (22)$$

Now, by the Pythagorean theorem in the right triangle  $\triangle OHE$ , we have

$$\overline{HO} = \sqrt{\overline{OE}^2 - \overline{EH}^2} = \sqrt{x^2 - \frac{x^2}{4}} = \frac{\sqrt{3}}{2}x.$$

Since  $\overline{GP} = \overline{GL} = r$ , the triangle  $\triangle PGL$  is isosceles and thus the height  $GO$  bisects the base  $PL$  and we have  $\overline{OK} = \overline{OL}$ . By the Pythagorean theorem in the right triangle  $\triangle POG$  we get

$$\overline{OG} = \sqrt{\overline{OG}^2} = \sqrt{\frac{\overline{OP}^2 + \overline{OG}^2}{2}} = \sqrt{\frac{\overline{PG}^2}{2}} = \frac{r}{\sqrt{2}} = \frac{\sqrt{2}}{2}r.$$

It follows from these calculations that

$$\overline{GH} = \frac{\sqrt{3}}{2}x + \frac{\sqrt{2}}{2}r. \quad (23)$$

Next, by the Pythagorean theorem in the right triangle  $\triangle EHG$  and equations (22) and (23), we obtain the following quadratic equation

$$\left(\frac{x}{2}\right)^2 + \left(\frac{\sqrt{3}x}{2} + \frac{\sqrt{2}}{2}r\right)^2 = r^2,$$

which can be simplified and written as the standard form

$$x^2 + \left(\frac{\sqrt{6}}{2}r\right)x = \frac{r^2}{2}. \quad (24)$$

Note that  $x$  is unknown and  $r$  is a constant.

By completing the square, which is a standard method in Babylonian mathematics

and called *takiltum* in Akkadian, the solution of the equation (24) is obtained as follows:

$$\begin{aligned}
& x^2 + \left(\frac{\sqrt{6}}{2}\right)x = \frac{r^2}{2} \\
\Rightarrow & x^2 + 2 \times \left(\frac{\sqrt{6}}{4}r\right)x = \frac{r^2}{2} \\
\Rightarrow & x^2 + 2 \times \left(\frac{\sqrt{6}}{4}r\right)x + \left(\frac{\sqrt{6}}{4}r\right)^2 = \frac{r^2}{2} + \left(\frac{\sqrt{6}}{4}r\right)^2 \\
\Rightarrow & \left(x + \frac{\sqrt{6}}{4}\right)^2 = \frac{14}{16}r^2 \\
\Rightarrow & x + \frac{\sqrt{6}}{4}r = \frac{\sqrt{14}}{4}r,
\end{aligned}$$

which implies that

$$x = \left(\frac{\sqrt{14} - \sqrt{6}}{4}\right)r. \quad (25)$$

It follows from equation (25) that the area of the equilateral triangle  $\triangle OED$  with side  $x$  is

$$\begin{aligned}
S_{\triangle OED} &= \frac{\sqrt{3}}{4}x^2 \\
&= \frac{\sqrt{3}}{4} \times \left(\frac{\sqrt{14} - \sqrt{6}}{4}\right)^2 r^2 \\
&= \frac{\sqrt{3}}{4} \times \left(\frac{14 + 6 - 2\sqrt{4 \times 21}}{16}\right) r^2 \\
&= \frac{\sqrt{3}}{4} \times \left(\frac{5 - \sqrt{21}}{4}\right) r^2 \\
&= \frac{\sqrt{3}}{16} (5 - \sqrt{21}) r^2,
\end{aligned}$$

therefore

$$S_{\triangle OED} = \frac{\sqrt{3}}{16} (5 - \sqrt{21}) r^2. \quad (26)$$

It remains to compute the area of the segment  $\Gamma_0$  which is a part of a circle with radius  $r$  separated by the arc  $\widehat{ED}$ . Let  $\alpha$  be the central angle of the segment  $\Gamma_0$ . It follows from (22) and (25) that

$$\sin\left(\frac{\alpha}{2}\right) = \frac{\overline{EH}}{\overline{EG}} = \frac{\left(\frac{\sqrt{14} - \sqrt{6}}{4}\right)r}{2r} = \frac{\sqrt{14} - \sqrt{6}}{8},$$

hence

$$\alpha = 2 \arcsin \left( \frac{\sqrt{14} - \sqrt{6}}{8} \right). \quad (27)$$

The area of the segment  $\Gamma_0$  is the difference between the area of the sector  $\Gamma_1$  in quadrant  $GPEDL$  separated by the arc  $\widehat{ED}$  and that of the triangle  $\triangle GED$ . First note that the area of the sector  $\Gamma_1$  is equal to the area of the quadrant times the ratio of their central angles, i.e.,  $\frac{2\alpha}{\pi}$ . So, it follows from (23), (25) and (27) that

$$\begin{aligned} S_{\Gamma_0} &= \left( \frac{2\alpha}{\pi} \right) \times S_{GPEDL} - S_{\triangle GED} \\ &= \left( \frac{2\alpha}{\pi} \right) \times \frac{\pi r^2}{4} - \frac{\overline{ED} \times \overline{GH}}{2} \\ &= \frac{\alpha r^2}{2} - \left( \frac{\sqrt{3}}{2}x + \frac{\sqrt{2}}{2}r \right) \times \left( \frac{x}{2} \right) \\ &= \frac{\alpha r^2}{2} - \frac{\sqrt{3}}{4}x^2 - \frac{\sqrt{2}}{4}xr \\ &= \frac{\alpha r^2}{2} - \frac{\sqrt{3}}{4} \left( \frac{\sqrt{14} - \sqrt{6}}{4} \right)^2 r^2 - \frac{\sqrt{2}}{4} \left( \frac{\sqrt{14} - \sqrt{6}}{4} \right) r^2 \\ &= \frac{\alpha r^2}{2} - \frac{\sqrt{3}}{4} \left( \frac{5 - \sqrt{21}}{4} \right) r^2 - \left( \frac{\sqrt{7} - \sqrt{3}}{8} \right) r^2 \\ &= \frac{\alpha r^2}{2} - \left( \frac{5\sqrt{3} - 3\sqrt{7}}{16} \right) r^2 - \left( \frac{\sqrt{7} - \sqrt{3}}{8} \right) r^2 \\ &= \frac{\alpha r^2}{2} + \left( \frac{\sqrt{7} - 3\sqrt{3}}{16} \right) r^2. \end{aligned}$$

Therefore, we get

$$S_{\Gamma_0} = \frac{\alpha r^2}{2} + \left( \frac{\sqrt{7} - 3\sqrt{3}}{16} \right) r^2. \quad (28)$$

If we denote the circular part consisting of  $\Gamma_3$  and  $\Gamma_0$  by  $\Lambda_1$ , then it follows from (26) and (28) that

$$S_{\Lambda_1} = \frac{\alpha r^2}{2} + \left( \frac{\sqrt{7} - 3\sqrt{3}}{16} \right) r^2 + \left( \frac{5\sqrt{3} - 3\sqrt{7}}{16} \right) r^2,$$

or equivalently

$$S_{\Lambda_1} = \left[ \arcsin \left( \frac{\sqrt{14} - \sqrt{6}}{8} \right) + \frac{\sqrt{3} - \sqrt{7}}{8} \right] r^2. \quad (29)$$

Now, we can use (29) to compute the area of regular convex 6-gon  $\Lambda_6$ . Since  $S_{\Lambda_6} = 6 \times S_{\Lambda_1}$ , we obtain

$$S_{\Lambda_6} = \left[ 6 \arcsin \left( \frac{\sqrt{14} - \sqrt{6}}{8} \right) + \frac{3}{4} (\sqrt{3} - \sqrt{7}) \right] r^2. \quad (30)$$

This formula is obtained from the general formula (6) if we set  $n = 6$ . Similarly, the area of the inscribed regular hexagon  $\Gamma_6$  is computed from (26) as follows:

$$S_{\Gamma_6} = \frac{3\sqrt{3}}{8} (5 - \sqrt{21}) r^2. \quad (31)$$

**Remark 1.** It should be noted that the general formula (6) can be obtained using a similar argument to the one just discussed for the case  $n = 6$ . Another method might be the application of definite integrals.

Now, it is time to analyze the number given in line 6 by the scribe as the constant of the regular convex polyarc  $\Lambda_6$ . As usual, the scribe has assumed the radius  $r$  to be 1 and approximated the area of  $\Lambda_6$  to that of the inscribed regular hexagon  $\Gamma_6$ . It should be noted that to compute the area of  $\Lambda_6$  one must compute the value of angle  $\alpha$  which was impossible for the Susa scribe. So the Susa scribe of this tablet has had to ignore the areas of the six circular segments in his calculations. As we can see from (31), there are two irrational square roots in the formula for the area of the inscribed regular hexagon  $\Gamma_6$ . This must have made the scribe to apply the approximate values in his calculations. It is better to consider different possible approximations to these two square roots.

Although the most common approximation  $\sqrt{3} \approx \frac{7}{4}$  must have been applied here, we need to check different approximations for the square root of 21. To do so, we apply the usual Babylonian method for approximating square roots using the formula  $x_{n+1} = \frac{1}{2}(x_n + \frac{21}{x_n})$  when  $x_0$  is known.<sup>4</sup> Since  $4 < \sqrt{21} < 5$ , we may use  $x_0 = 4, 5, 4\frac{1}{2}$ . The first three terms for each choice of  $x_0$  are shown in Table 1. Note that the decimal fractions are written to five sexagesimal places. Also, the exact value of  $\sqrt{21}$  is 4; 34, 57, 16, 21, 0, 23, 51, ...

	$x_1$	$x_2$	$x_3$
$x_0 = 4$	$\frac{37}{8} \approx 4; 37, 30$	$\frac{2713}{592} \approx 4; 34, 57, 58, 22, 42$	$\frac{14720113}{3212192} \approx 4; 34, 57, 16, 21, 3$
$x_0 = 5$	$\frac{23}{5} = 4; 36$	$\frac{527}{115} \approx 4; 34, 57, 23, 28, 41$	$\frac{277727}{60605} \approx 4; 34, 57, 16, 21, 0$
$x_0 = 4; 30$	$\frac{55}{12} \approx 4; 35$	$\frac{6049}{1320} \approx 4; 34, 57, 16, 21, 49$	$\frac{73180801}{15969360} \approx 4; 34, 57, 16, 21, 0$

Table 1: Possible approximations of  $\sqrt{21}$

By using the approximations of  $\sqrt{21}$  given in Table 1 and the usual approximation  $\sqrt{3} \approx \frac{7}{4}$ , we can compute the possible approximations of  $\frac{3\sqrt{3}}{8} (5 - \sqrt{21})$  which are shown in Table 2.

<sup>4</sup> For more details, see [FR98, Fri07-2, Høy02, Mur99-1, Neu55, Neu69].

	$x_1$	$x_2$	$x_3$
$x_0 = 4$	0; 14, 45, 56, 13	0; 16, 25, 18, 51, 4	0; 16, 26, 9, 53, 40
$x_0 = 5$	0; 15, 45	0; 16, 26, 5, 13, 2	0; 16, 26, 9, 53, 42
$x_0 = 4; 30$	0; 16, 24, 22, 30	0; 16, 26, 9, 53, 10	0; 16, 26, 9, 53, 42

Table 2: Possible approximations of  $\frac{3\sqrt{3}}{8} (5 - \sqrt{21})$

It follows from the data of [Table 2](#) that a reasonable approximate value of  $S_{\Gamma_6}$  up to five sexagesimal places is 0; 16, 26, 9, 53. One might expect the scribe to have obtained this value, however, the scribe's value is 0; 16, 26, 46, 40 which is a little bigger than the obtained approximation. Two reasonable conjectures for this error are either that (1) the scribe has used different approximations of  $\sqrt{3}$  and  $\sqrt{21}$  or (2) he has made a mistake in his calculations.

Let us consider different approximations for two square roots  $\sqrt{3}$  and  $\sqrt{21}$  and compute the corresponding approximations of  $\frac{3\sqrt{3}}{8} (5 - \sqrt{21})$ . We have considered 11 initial values for  $\sqrt{21}$  and 13 initial values for  $\sqrt{3}$ . The following table shows the corresponding approximate value for each square root and  $\frac{3\sqrt{3}}{8} (5 - \sqrt{21})$ . As we can see from [Table 3](#), none of the obtained values equal to the scribe's value 0.274104938, but the closest one is given in the shaded cell, i.e., 0.2740178571.

		$\sqrt{21}$										
		4.6250000000	4.5833333333	4.5897435897	4.5833333333	4.5955882353	4.5855263158	4.6000000000	4.5863636364	4.5826086957	4.5875000000	4.6000000000
$\sqrt{3}$	2.0000000000	0.2812500000	0.3125000000	0.3076923077	0.3125000000	0.3033088235	0.3108552632	0.3000000000	0.3102272727	0.3130434783	0.3093750000	0.3000000000
	1.7500000000	0.2460937500	0.2734375000	0.2692307692	0.2734375000	0.2653952206	0.2719983553	0.2625000000	0.2714488636	0.2739130435	0.2707031250	0.2625000000
	1.7916666667	0.2519531250	0.2799479167	0.2756410256	0.2799479167	0.2717141544	0.2784745066	0.2687500000	0.2779119318	0.2804347826	0.2771484375	0.2687500000
	1.7333333333	0.2437500000	0.2708333333	0.2666666667	0.2708333333	0.2628676471	0.2694078947	0.2600000000	0.2688636364	0.2713043478	0.2681250000	0.2600000000
	1.8250000000	0.2566406250	0.2851562500	0.2807692308	0.2851562500	0.2767693015	0.2836554276	0.2737500000	0.2830823864	0.2856521739	0.2823046875	0.2737500000
	1.7321428571	0.2435825893	0.2706473214	0.2664835165	0.2706473214	0.2626871061	0.2692228618	0.2598214286	0.2686789773	0.2711180124	0.2679408482	0.2598214286
	1.8500000000	0.2601562500	0.2890625000	0.2846153846	0.2890625000	0.2805606618	0.2875411184	0.2775000000	0.2869602273	0.2895652174	0.2861718750	0.2775000000
	1.7714285714	0.2491071429	0.2767857143	0.2725274725	0.2767857143	0.2686449580	0.2753289474	0.2657142857	0.2747727273	0.2772670807	0.2740178571	0.2657142857
	1.7375000000	0.2443359375	0.2714843750	0.2673076923	0.2714843750	0.2634995404	0.2700555099	0.2606250000	0.2695099432	0.2719565217	0.2687695313	0.2606250000
	1.7333333333	0.2437500000	0.2708333333	0.2666666667	0.2708333333	0.2628676471	0.2694078947	0.2600000000	0.2688636364	0.2713043478	0.2681250000	0.2600000000
	1.7500000000	0.2460937500	0.2734375000	0.2692307692	0.2734375000	0.2653952206	0.2719983553	0.2625000000	0.2714488636	0.2739130435	0.2707031250	0.2625000000
	1.8690476190	0.2628348214	0.2920386905	0.2875457875	0.2920386905	0.2834493172	0.2905016447	0.2803571429	0.2899147727	0.2925465839	0.2891183036	0.2803571429
	1.7348484848	0.2439630682	0.2710700758	0.2668997669	0.2710700758	0.2630974265	0.2696433911	0.2602272727	0.2690986570	0.2715415020	0.2683593750	0.2602272727

Table 3: Different approximations of  $\frac{3\sqrt{3}}{8} (5 - \sqrt{21})$

From the data of [Table 3](#) and the discussion above we can come to the conclusion that the scribe must have made a mistake in the process of approximating  $\sqrt{21}$ , because he had to perform rather complicated calculations in the sexagesimal system.

Finally, we may compute the exact area of the regular convex 6-gon. If we set  $r = 1$  in (30), then  $S_{\Delta_6} = 0; 17, 17, 12, 44, 20, 29, 36, 54, \dots$ . Hence, the error percentage of scribe's approximation is

$$e = \left| \frac{0; 17, 17, 12, 44, 20, 29, 36, 54, \dots - 0; 16, 26, 46, 40}{0; 17, 17, 12, 44, 20, 29, 36, 54, \dots} \right| \times 100\% \approx 1.4\%$$

which, despite the scribe's mistake, is a relatively good approximation.

### 3.5 An *apusamikkum*: a hole of lyre

The transliteration and translation of lines 22-24 are as follows:

Obverse: Lines 22-24

Transliteration:

(L22) 26,40 igi-gub šà a-pu-sà-am-mi-ki

(L23) 1,20 bar-dá šà a-pu-sà-mi-ki

(L24) 33,20 pi-ir-ku šà a-pu-sà-mi-ki

Translation:

(L22) 0;26,40 is the constant of (a figure called) *apusamikkum*.

(L23) 1;20 is the diagonal of (a figure called) *apusamikkum*.

(L24) 0;33,20 is the transversal of (a figure called) *apusamikkum*.

The figure described in these lines is called an *apusamikkum*, which is a regular concave 4-arc. It is constructed by repeating (rotating) a circle of radius  $r$  four times around a bigger circle such that they are pairwise tangent. It also can be made by removing four equal quarters of radius  $r$  from a square of side  $2r$  (see [Figure 16](#)). It should be noted that the Akkadian word *apusamikkum* is derived from the Sumerian word *áb-zà-mí* “the hole of a lyre”, where *áb*  $\approx$  *ab* means “hole” (see [\[Mur13\]](#)).

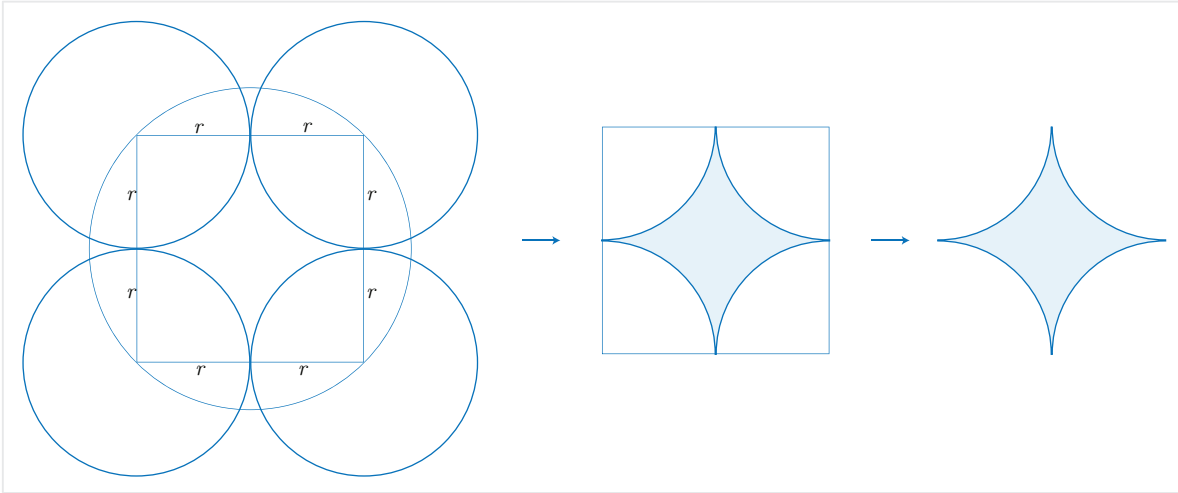


Figure 16: Construction of a regular concave 4-arc: *apusamikkum*

In lines 22-24, three numbers are listed as the area, the diagonal and the transversal of the *apusamikkum*  $\Phi$ . We computed the area for the general case in Section 2. If we set  $n = 4$  in (5) and simplify, we get

$$S_{\Phi} = \frac{(16 - 4\pi)a^2}{\pi^2} \quad (32)$$

where  $a$  is the arc length of each quarter. The other two numbers are called the diagonal and the transversal of the polyarc  $\Phi$ . The transversal seems to be the intersection of

the diagonal of the circumscribed square with the *apusamikkum*  $\Phi$ , which is the line segment  $KL$  in Figure 17. The diagonal is the horizontal or vertical diagonals  $HF$  or  $EG$  whose length is  $2r$ . So,

$$\overline{HF} = 2r. \quad (33)$$

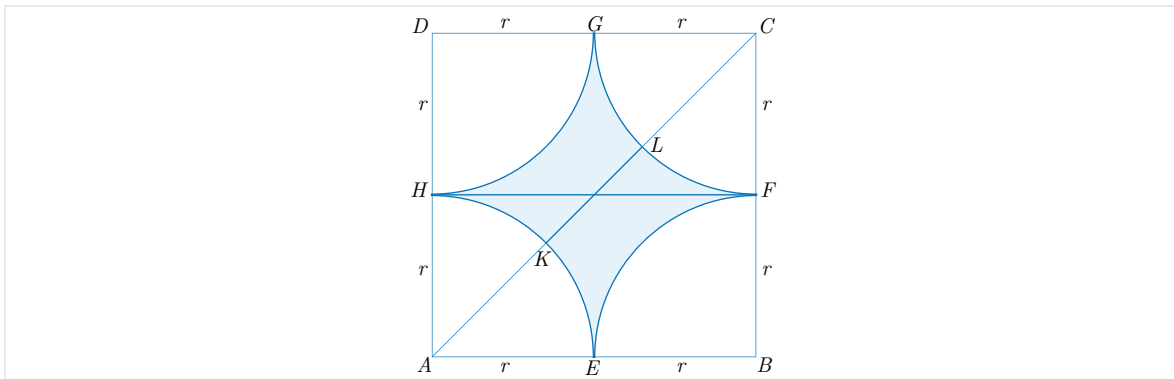


Figure 17: Area of an *apusamikkum*

To compute the transversal  $KL$ , first note that  $\overline{KL} = \overline{AC} - (\overline{AK} + \overline{CL})$ , and since  $\overline{AK} = \overline{CL} = r$ , we get

$$\overline{KL} = \overline{AC} - 2r. \quad (34)$$

It remains to find  $\overline{AC}$ . By the Pythagorean theorem in the right triangle  $\triangle ABC$ , since  $\overline{AB} = \overline{CB} = 2r$ , we have

$$\overline{AC} = 2\sqrt{2}r. \quad (35)$$

Now, since  $a$  is the quarter of the circumference of a circle with radius  $r$ , we have  $a = \frac{\pi r}{2}$  or  $r = \frac{2a}{\pi}$ . So, (34) and (35) imply that

$$\begin{aligned} \overline{KL} &= \overline{AC} - 2r \\ &= 2\sqrt{2}r - 2r \\ &= 2(\sqrt{2} - 1)r \\ &= 2(\sqrt{2} - 1) \times \frac{2a}{\pi}, \end{aligned}$$

or

$$\overline{KL} = \frac{4(\sqrt{2} - 1)a}{\pi}. \quad (36)$$

Now, we can check the scribe's numbers by assuming  $a = 1$  and using the Babylonian approximations  $\pi \approx 3$  and  $\sqrt{2} \approx \frac{17}{12} = 1;25$ . It follows from (33) that

$$\overline{HF} = \frac{4a}{\pi} \approx \frac{4 \times 1}{3} = 4 \times (0;20) = 1;20$$

which is the number in line 23. By (36), we have

$$\overline{KL} = \frac{4(\sqrt{2} - 1)a}{\pi} \approx \frac{4 \times (1;25 - 1) \times 1}{3} = \frac{4 \times (0;25)}{3} = (1;20) \times (0;25) = 0;33,20$$



which is the number in line 24. The approximate area is obtained from (32):

$$S_{\Phi} = \frac{(16 - 4\pi)a^2}{\pi^2} \approx \frac{(16 - 12) \times 1}{9} = \frac{4}{9} = 0; 26, 40$$

which is listed in line 22. Again, the numbers of the Susa scribe here are correct approximate values of the area, the diagonal and the transversal of an *apusamikkum* whose arc length is unit.

### 3.6 An *apusamikkum* with three vertices

The transliteration and translation of line 25 are as follows:

Obverse: Line 25

Transliteration:

(L25) 15 igi-gub šà a-pu-sà-mi-ik-ki šà 3

Translation:

(L25) 0;15 is the constant of (a figure called) *apusamikkum* of three vertices.

The figure in this line is a regular concave 3-arc. Beside the standard way, it can be made by removing three equal one-sixths of a circle with radius  $r$  from a equilateral triangle with side  $2r$  (see Figure 18).

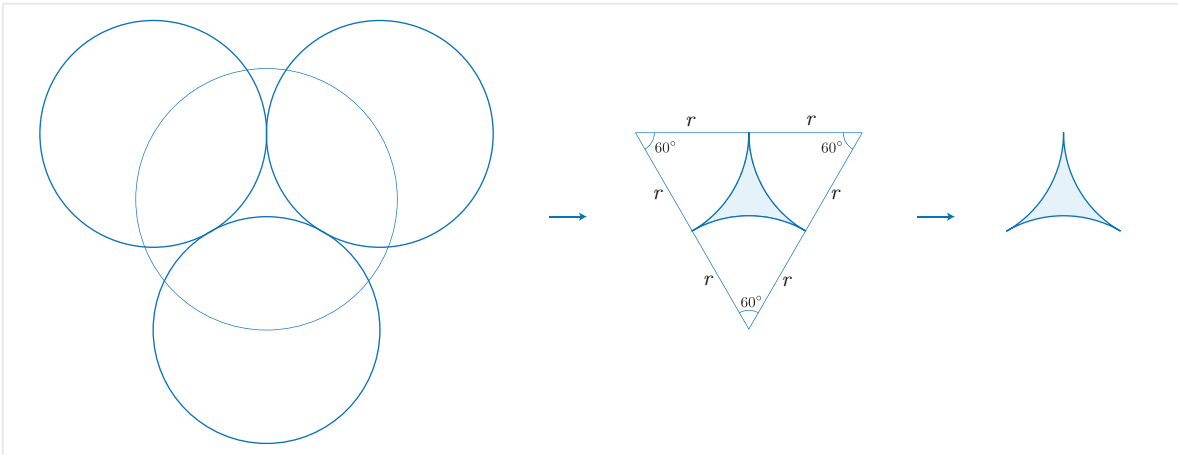


Figure 18: Construction of an *apusamikkum* with three vertices

In line 25, the area of this figure  $\Omega$  is listed assuming that the radius of the circle is  $r = 1$ . The exact value of the area is obtained from (5) by setting  $n = 3$  and  $a = \frac{\pi r}{3}$ :

$$\begin{aligned} S_{\Omega} &= \left[ \frac{27}{\pi^2} \times \cot\left(\frac{\pi}{3}\right) - \frac{9}{2\pi} \right] a^2 \\ &= \left( \frac{27}{\pi^2 \sqrt{3}} - \frac{9}{2\pi} \right) \times \frac{\pi^2 r^2}{9} \\ &= \sqrt{3}r^2 - \frac{\pi r^2}{2}, \end{aligned}$$

or

$$S_{\Omega} = \left( \sqrt{3} - \frac{\pi}{2} \right) r^2. \quad (37)$$

If we set  $r = 1$  in (37) and use the Babylonian approximations  $\sqrt{3} \approx \frac{7}{4}$  and  $\pi \approx 3$ , we get

$$S_{\Omega} = \left( \sqrt{3} - \frac{\pi}{2} \right) r^2 \approx \left( \frac{7}{4} - \frac{3}{2} \right) \times 1 = 1; 45 - 1; 30 = 0; 15$$

which is the number listed in line 25 verifying the Scribe’s number.

## 4 Significance of circular figures

All the calculations and explanations we have given in the previous sections demonstrate the mathematical importance of these constants. Every mathematician or student of mathematics understands the high level of mathematical skill needed to deal with these geometric figures. The Susa scribes were the skilled “geometers” of their age and we believe this remarkable list of geometric constants identifies the special importance of geometry in Elamite mathematic.

Surprisingly, some of these circular figures were used to decorate Elamite artifacts. In the book “The Art of Elam” published in 2020, there are pictures of many artifacts excavated from ancient sites (mostly Susa) in the southwest of Iran. Some of these artifacts use the circular figures that we discussed here. The following table gives the photo reference for some of these usages.

Circular Figure	Photo Reference
barley-field	[Álv20]: Plate 12-c, Plate 12-g
<i>apusamikkum</i> with four vertices	[Álv20]: Plate 12-b, Plate 49-f Louvre Collection: SB23397, A58786
<i>apusamikkum</i> with three vertices	[Álv20]: Plate 11-e, Plate 11-j, Plate 11-m Louvre Collection: SB19519, SB23369, SB23386, SB23462

Table 4: Examples of circular figures in Elamite artifacts

It is interesting that the decoration on some artifacts use similar constructions to those of the circular figures we have discussed in this article. For example, inside two terracotta vases<sup>5</sup> dated to ca. 4000–3500 BC, three almost pairwise tangent circles enclose a small regular concave 3-arc.

<sup>5</sup> The reference numbers of these item are SB23369 and SB23386. The reader can see their photos on the Louvre collection website: <https://collections.louvre.fr/ark:/53355/c1010174158> and <https://collections.louvre.fr/ark:/53355/c1010174136>.

A similar theme is found inside another terracotta vase<sup>6</sup> from the same era. In this pattern, a chain of five equal repeating circles encloses another circle and the space between five surrounding circles and the middle one is occupied by five regular concave 3-arcs whose union forms the corners of a regular concave 5-arc. A reconstruction of this pattern is shown in [Figure 19](#).




Figure 19: Reconstruction of the pattern inside a terracotta vase: SB23397

Besides these examples, there are many other Elamite artifacts whose decorations contain different geometric patterns. The examples given in this section may be followed up by the interested reader either through visiting the Louvre collection website or consulting the book “The Art of Elam” to see additional such patterns (see [[Álv20](#)]). In an ongoing book project on Elamite mathematics, the authors have attributed two chapters to categorize the geometric patterns used in Elamite art. This part of the book demonstrates the wide variety of geometric shapes and patterns that Elamite artists used in their artworks implying a close connection between geometry and Elamite art.

## 5 Conclusion

The detailed analysis of some of the geometric constants in this tablet clearly suggests that the Susa scribes enjoyed considerable knowledge about two-dimensional figures and plane geometry. In particular, computing the area of complex geometric figures reveals that the scribes of Susa knew those figures very well and the methods needed to approximate their areas. As we saw, some of these calculations are complicated and performing them requires a high level of mathematical skill and experience.

As Bruins rightly has pointed out [[Bru50](#)], the list of geometric constants in this text provides a documentary evidence that Susa scribes performed some of their calculations from a purely mathematical point of view, or in his words “science for science”. This observation suggests that in ancient Susa mathematical skills were most likely taught in an educational setting which might reasonably be named “The Susa School

---

<sup>6</sup> The reference number of this item is SB23397 and the reader can see its photo on the Louvre collection website: <https://collections.louvre.fr/ark:/53355/c1010173875>.

of Mathematics”<sup>7</sup>.

Elamite artists and craftsmen were obviously interested in using various complicated and beautiful geometric patterns to decorate their works and this application of geometric patterns in Elamite art is strong evidence for the relationship between geometry and art in ancient Elam.

## References

- [Álv20] J. Álvarez-Mon, *The Art of Elam*, CRC Press, 2020.
- [Bru50] E. M. Bruins, *Quelques Textes Mathématiques De La Mission De Suse*, Proceedings of the Amsterdam Academy, volume 53, deel 7 (1950), pp. 1025–1033: <https://www.dwc.knaw.nl/DL/publications/PU00018846.pdf>.
- [BR61] E. M. Bruins and M. Rutten, *Textes Mathématiques de Suse [TMS]*, Librairie Orientaliste Paul Geuthner, Paris, 1961.
- [FR98] D. Fowler and E. Robson, *Square Root Approximations in Old Babylonian Mathematics: YBC 7289 in Context*, *Historia Mathematica* 25 (1998), pp. 366–378.
- [Fri07-2] J. Friberg, *Amazing Traces of a Babylonian Origin in Greek Mathematics*, World Scientific, 2007.
- [Høy02] J. Høyrup, *Lengths, Widths, Surfaces: A Portrait of Old Babylonian Algebra and Its Kin*, Springer, Studies and Sources in the History of Mathematics and Physical Sciences, New York, 2002.
- [Mur99-1] K. Muroi, *Extraction of Square Roots in Babylonian Mathematics*, *Historia Scientiarum* Vol. 9-2 (1999), pp. 127–133.
- [Mur13] K. Muroi, *Mathematics Hidden Behind the Two Coefficients of Babylonian Mathematics*, [arXiv:1305.0865](https://arxiv.org/abs/1305.0865) [math.HO], 2013, 10 pages: <https://arxiv.org/pdf/1305.0865.pdf>.
- [Neu55] O. Neugebauer, *Astronomical Cuneiform Texts: Babylonian Ephemerides of the Seleucid Period for the Motion of the Sun, the Moon, and the Planets*, Sources in the History of Mathematics and Physical Sciences, Vol. 5, Springer, 1955.
- [Neu69] O. Neugebauer, *The Exact Science in Antiquity*, Second Edition, Dover Publication Inc., New York, 1969.

---

<sup>7</sup> As is known from Mécquenem’s report (see the introduction of the **TMS** [BR61]), all the 26 Susa mathematical tablets were collected in 1933 under a large paving 30m wide and 15m long, at the Ville Royale, where, in 1934–35, father Van der Meer also collected some school texts which he published in the *Mémoires de la Mission Archéologique de Iran*: Volume XVII. All these artifacts taken together suggest the existence of a special educational establishment in ancient Susa.