

# LEARNING LIST-LEVEL DOMAIN-INVARIANT REPRESENTATIONS FOR RANKING

Ruicheng Xian,<sup>1†</sup> Honglei Zhuang,<sup>2</sup> Zhen Qin,<sup>2</sup> Hamed Zamani,<sup>3†</sup>  
Jing Lu,<sup>2</sup> Ji Ma,<sup>2</sup> Kai Hui,<sup>2</sup> Han Zhao,<sup>1</sup> Xuanhui Wang<sup>2</sup> & Michael Bendersky<sup>2</sup>

<sup>1</sup>University of Illinois Urbana-Champaign, <sup>2</sup>Google Research,

<sup>3</sup>University of Massachusetts Amherst

{rxian2, hanzhao}@illinois.edu, {hlz, zhenqin, ljwinnie, maji, kaihuibj, xuanhui, bemike}@google.com, zamani@cs.umass.edu

## ABSTRACT

Domain adaptation aims to transfer the knowledge acquired by models trained on (data-rich) source domains to (low-resource) target domains, for which a popular method is invariant representation learning. While they have been studied extensively for classification and regression problems, how they apply to ranking problems, where the data and metrics have a list structure, is not well understood. Theoretically, we establish a domain adaptation generalization bound for ranking under listwise metrics such as MRR and NDCG. The bound suggests an adaptation method via learning list-level domain-invariant feature representations, whose benefits are empirically demonstrated by unsupervised domain adaptation experiments on real-world ranking tasks, including passage reranking. A key message is that for domain adaptation, the representations should be analyzed at the same level at which the metric is computed, as we show that learning invariant representations at the list level is most effective for adaptation on ranking problems.

## 1 INTRODUCTION

*Learning to rank* applies machine learning to solve ranking problems that are at the core of many everyday products and applications, including and not limited to search engines and recommendation systems (Liu, 2009). The availability of ever-increasing amounts of training data has enabled larger and larger models to improve the state-of-the-art on more ranking tasks. A prominent example is text retrieval and ranking, where neural language models with billions of parameters easily outperform traditional ranking models, e.g., BM25 (Nogueira et al., 2020). But the need for abundant data means that large neural models may not benefit domains with little to no annotated data, where they could actually fare worse than baselines such as gradient boosted decision trees (Qin et al., 2021).

Techniques for extending the benefits of large models to low-resource domains include *zero-shot learning* and *domain adaptation*. In the former, instead of directly optimizing for the target domain of interest with limited data, the model is trained on data-rich source domain(s) with similar data distribution(s). The latter considers the scenario where (abundant unlabeled) data from the target domain is available that can be leveraged to estimate the domain shift and improve transferability, e.g., by learning invariant feature representations. This setting and its algorithms are studied extensively for problems including classification and regression (Ben-David et al., 2007; Zhao et al., 2018; Ganin et al., 2016). For ranking problems, however, existing empirical works are mostly limited to specific applications (see Section 6), and theoretical explorations are only nascent.

To this end, we provide the first analysis of domain adaptation for listwise ranking<sup>4</sup> with domain-invariant representations (Section 3), building on the foundational work by Ben-David et al. (2007)

<sup>†</sup>Work performed while at Google Research.

<sup>4</sup>By *listwise ranking*, we mean that the data have a list structure, and the metric is listwise and evaluated with the list as the unit. It is not a description of the model, e.g., whether it computes rank assignments in a pointwise, pairwise, or listwise manner (Joachims, 2006; Cao et al., 2007), or captures the interactions between items in the list (Pang et al., 2020).

for the binary classification problem. One of the results of our theory is that, when the domain shift is small in terms of the Wasserstein distance, a ranking model optimized on the source is transferable to the target domain, whose performance can be bounded under metrics such as MRR and NDCG.

Inspired by our theory, we propose an adversarial training method for learning list-level domain-invariant representations, called ListDA (Section 4), that minimizes the distributional shifts between source and target domains in the feature space for improving generalization on the target domain. Unlike traditional classification and regression settings, in ranking, each input follows a list structure, containing the items to be ranked. The main technical novelty of ListDA is that the invariant representations it learns are of each *list* as a whole rather than the individual *items* they contain. Empirically, we evaluate ListDA for unsupervised domain adaptation on two ranking tasks (Section 5 and Appendix C), including passage reranking—a fundamental task in information retrieval (Craswell et al., 2019)—where the goal is to rerank a list of candidate documents retrieved by a first-stage retrieval model in response to a search query. We adapt RankT5 listwise rerankers (Zhuang et al., 2022) fine-tuned on the general domain MS MARCO dataset (Bajaj et al., 2018) to two specialized domains: biomedical and news articles. Our results demonstrate the benefits of invariant representations on the transferability of rankers trained with ListDA.

## 2 PRELIMINARIES

**Learning to Rank.** A ranking problem is defined by a joint distribution of lists<sup>5</sup>  $X \in \mathcal{X}$  of items and nonnegative relevance scores  $Y = (Y_1, \dots, Y_\ell) \in \mathbb{R}_{\geq 0}^\ell$  associated with each item. We assume that all lists are length- $\ell$  and the ground-truth scores are a function of the list, so that the problem is equivalently defined by a marginal distribution of lists  $\mu^X$  with a scoring function  $y : \mathcal{X} \rightarrow \mathbb{R}_{\geq 0}^\ell$ .

The goal is to train a *ranker*  $f : \mathcal{X} \rightarrow S_\ell$  that maps each list  $x$  to rank assignments  $r := f(x) \in S_\ell$ , where  $r_i$  represents the predicted rank of item  $i$ , and  $S_\ell$  denotes the set of permutations on  $\{1, 2, \dots, \ell\}$ , that recover the descending ordering of the relevance scores  $y_i$ , i.e.,  $y_i > y_j \iff r_i < r_j$  for all  $i \neq j$ . The more common setup is to train a scoring function  $h : \mathcal{X} \rightarrow \mathbb{R}^\ell$  whose output is a list of ranking scores, s.t.  $s_i := h(x)_i$  correlates with  $y_i$  in each list, and its ordering agrees that of the ground-truth scores. Rank assignments could be obtained from the ranking scores by taking their descending ordering or via probabilistic models (Section 3).

The quality of the predicted ranks is measured by ranking metrics. We focus on *listwise metrics*,  $u : S_\ell \times \mathbb{R}_{\geq 0}^\ell \rightarrow \mathbb{R}_{\geq 0}$ , which take as inputs the rank assignments on each list along with the ground-truth relevance scores and output a single utility score. Popular listwise metrics in information retrieval include reciprocal rank and normalized discounted cumulative gain (Voorhees, 1999; Järvelin & Kekäläinen, 2002):

**Definition 1** (Reciprocal Rank). *Suppose the ground-truth relevance scores  $y \in \{0, 1\}^\ell$  are binary, then the reciprocal rank (RR) of the rank assignments  $r \in S_\ell$  is*

$$\text{RR}(r, y) = \max\{r_i^{-1} : 1 \leq i \leq \ell, y_i = 1\} \cup \{0\}.$$

The average RR on the dataset,  $\mathbb{E}_{(X, Y) \sim \mu}[\text{RR}(f(X), Y)]$ , is called the mean reciprocal rank (MRR).

**Definition 2** (NDCG). *The discounted cumulative gain (DCG) and the normalized DCG (with identity gain functions, w.l.o.g.) of the rank assignments  $r \in S_\ell$  are*

$$\text{DCG}(r, y) = \sum_{i=1}^{\ell} \frac{y_i}{\log(r_i + 1)} \quad \text{and} \quad \text{NDCG}(r, y) = \frac{\text{DCG}(r, y)}{\text{IDCG}(y)},$$

where  $\text{IDCG}(y) = \max_{r' \in S_\ell} \text{DCG}(r', y)$ , the ideal DCG, is the maximum DCG value of a list and is attained by the descending ordering of the ground-truth  $y_i$ 's.

**Domain Adaptation.** The present work studies the adaptation of a scorer from a source domain  $(\mu_S^X, y_S)$  to a target domain  $(\mu_T^X, y_T)$ . When domain shift is small, i.e.,  $\mu_S^X \approx \mu_T^X$  and  $y_S \approx y_T$ ,

<sup>5</sup>A straightforward choice for  $\mathcal{X}$  is the  $\ell$ -fold Cartesian product of  $\mathbb{R}^k$ , i.e.,  $x = (v_1, \dots, v_\ell) \in \mathbb{R}^{\ell \times k}$  is a stack of  $\ell$  feature vectors, each of dimensionality  $k$  and corresponds to an item in the list. Generally, however, the input representation of the list  $x$  is not required to be decomposable into the individual items.

scorers trained on the source are expected to be transferable to the target without the explicit need for labeled target data. Indeed, the target performance is bounded by the source performance in such cases. As an example, for binary classification, we have the following generalization bound for randomized classifiers (Shen et al., 2018):

**Theorem 1.** *Let binary classification problems on a source and a target domain be given by joint distributions  $\mu_S, \mu_T$  of inputs and labels  $(X, Y) \in \mathcal{X} \times \{0, 1\}$ . Let  $\mathcal{F} \subset [0, 1]^\mathcal{X}$  be a class of  $L$ -Lipschitz predictors, and define the error rate of  $f \in \mathcal{F}$  by*

$$\mathcal{E}(f) := \mathbb{E}_{(X, Y) \sim \mu} [\mathbb{1}(Y \neq \hat{Y})] := \mathbb{E}_{(X, Y) \sim \mu} [f(X) \cdot \mathbb{1}(Y \neq 1) + (1 - f(X)) \cdot \mathbb{1}(Y \neq 0)],$$

*meaning that the output classifications are probabilistic according to  $\mathbb{P}(\hat{Y} = 1 \mid X = x) = f(x)$ . Define  $\lambda^* := \min_{f'} (\mathcal{E}_S(f') + \mathcal{E}_T(f'))$ , then for all  $f \in \mathcal{F}$ ,*

$$\mathcal{E}_T(f) \leq \mathcal{E}_S(f) + 2L \cdot W_1(\mu_S^X, \mu_T^X) + \lambda^*,$$

*where  $\mu^X$  denotes the marginal distribution of the input  $X$ .*

The domain shift in Theorem 1 is measured by the Wasserstein-1 distance between source and target marginal input distributions, whose Kantorovich-Rubinstein dual form is given by (Edwards, 2011):

**Definition 3** (Wasserstein-1). *Let  $p, q$  be probability measures on a metric space  $(X, d_X)$ , their Wasserstein-1 distance is  $W_1(p, q) = \sup_{f \in \text{Lip}(1)} (\int_{\mathcal{X}} f(x) dp(x) - \int_{\mathcal{X}} f(x) dq(x))$ .*

Where the supremum is taken over 1-Lipschitz functionals  $f : \mathcal{X} \rightarrow \mathbb{R}$ :

**Definition 4** (Lipschitz). *Let  $(\mathcal{X}, d_X), (\mathcal{X}', d_{X'})$  be metric spaces. A function  $f : \mathcal{X} \rightarrow \mathcal{X}'$  is  $L$ -Lipschitz, denoted by  $f \in \text{Lip}(L)$ , if  $d_{X'}(f(x_1), f(x_2)) \leq L d_X(x_1, x_2)$  for all  $x_1, x_2 \in \mathcal{X}$ .*

### 3 DOMAIN ADAPTATION GENERALIZATION BOUND FOR RANKING

We establish the first domain adaptation generalization bound for ranking under *listwise metrics*. Specifically, we consider the setting of learning scoring functions and (transferable) representations, where the end-to-end scorer  $f = h \circ g$  is a composition of a shared feature map  $g : \mathcal{X} \rightarrow \mathcal{Z}$  and a scoring function  $h : \mathcal{Z} \rightarrow \mathbb{R}^\ell$  on the learned list representations. For instance, if the end-to-end scorer is an  $m$ -layer MLP, we could treat the first  $(m - 1)$  layers as  $g$  and the last as  $h$ .

For the bound, we let the rank assignments  $r \in S_\ell$  be generated from the output scores  $s := h \circ g(x)$  probabilistically via a *Plackett-Luce model* (Plackett, 1975; Luce, 1959), with the exponentiated scores  $\exp(s_i)$  as its parameters (Cao et al., 2007; Guiver & Snelson, 2009).

**Definition 5** (Plackett-Luce Model). *A Plackett-Luce (P-L) model with parameters  $w \in \mathbb{R}_{>0}^\ell$  specifies a distribution over  $S_\ell$ , and the probability mass function  $p_w$  is given for all  $r \in S_\ell$  by*

$$p_w(r) = \prod_{i=1}^{\ell} \frac{w_{I(r)_i}}{\sum_{j=i}^{\ell} w_{I(r)_j}},$$

*where  $I(r)_i$  is the index of the item ranked at  $i$ , so that  $r_{I(r)_i} = i, \forall i$ .*

With the above probabilistic procedure of generating rank assignments, the performance (or utility) of a scorer  $f$  w.r.t. a ranking metric  $u : S_\ell \times \mathbb{R}_{\geq 0}^\ell \rightarrow \mathbb{R}_{\geq 0}$  is evaluated by

$$\mathcal{E}(f) := \mathbb{E}_{(X, Y) \sim \mu} \left[ \max_{r \in S_\ell} u(r, Y) - \mathbb{E}_{R \sim p_{\exp(f(X))}} [u(R, Y)] \right],$$

which computes its suboptimality relative to the maximum attainable utility. The randomization of the rank assignments using the P-L model is analogous to that of the classifications (using the Bernoulli model) in Theorem 1, and its purpose, together with the exponentiation, is to make the ranking metrics continuous w.r.t. to the raw scores output by the model.

Our analysis, however, differs from that of Theorem 1 due to difficulties arising from the list structure of listwise ranking metrics. For instance, in the realizable setting, the tightness of Theorem 1 hinges on the uniqueness of the optimal classifier. The optimal ranker on ranking problems, in contrast, is generally nonunique: as an example, observe that both rank assignments  $r = (1, 2, 3)$  and  $(2, 1, 3)$  achieve maximum utility on the list with ground-truth scores  $y = (1, 1, 0)$ . To proceed, we make the following Lipschitz assumptions.

**Assumption 1.** The listwise ranking metric  $u : S_\ell \times \mathbb{R}_{\geq 0}^\ell \rightarrow \mathbb{R}_{\geq 0}$  is upper bounded by  $B$ , and is (Euclidean)  $L_u$ -Lipschitz in the second argument—the ground-truth relevance scores  $y$ .

**Assumption 2.** The ground-truth scoring function  $y : \mathcal{X} \rightarrow \mathbb{R}_{\geq 0}^\ell$  is  $L_y$ -Lipschitz (Euclidean on the output space).

We show below that RR and NDCG satisfy Assumption 1. Assumption 2 says that similar lists (i.e., close in  $\mathcal{X}$ ) should have similar ground-truth scores. It is satisfied, for instance, when  $\mathcal{X}$  is finite and the scores are bounded (this argument is used in Corollary 3); this setup is typical with text data, where the inputs are sequences of one-hot vocabulary encodings.

**Assumption 3.** The space of input lists  $\mathcal{X}$  is a metric space, and the class  $\mathcal{H}$  of scoring functions  $h : \mathcal{Z} \rightarrow \mathbb{R}^\ell$  is  $L_h$ -Lipschitz (Euclidean on the output space).

**Assumption 4.** The feature space  $\mathcal{Z}$  is a metric space, and the class  $\mathcal{G}$  of feature maps  $g : \mathcal{X} \rightarrow \mathcal{Z}$  is such that,  $\forall g \in \mathcal{G}$ , the restrictions of  $g$  to the supports of  $\mu_S^X$  and  $\mu_T^X$ ,  $g|_{\text{supp}(\mu_S^X)}$  and  $g|_{\text{supp}(\mu_T^X)}$  respectively, are both invertible with  $L_g$ -Lipschitz inverses.

Assumption 3 is standard in generalization and complexity analyses and could be enforced with e.g.  $L^2$ -regularization (Anthony & Bartlett, 1999; Bartlett et al., 2017). The last assumption is technical, which says that the original inputs are recoverable from their feature representations via Lipschitz  $g^{-1}$ , meaning that the feature map  $g$  should retain as much information from the inputs on each domain. Note that this assumption does not hinder domain-invariant representation learning; as long as  $\mathcal{G}$  is sufficiently expressive,  $\exists g \in \mathcal{G}$  satisfying  $\mu_S^Z = \mu_T^Z$ .

We are now ready to state our domain adaptation generalization bound for learning to rank:

**Theorem 2.** Under Assumptions 1 to 4, for any  $g \in \mathcal{G}$ , define  $\lambda_g^* := \min_{h'} (\mathcal{E}_S(h' \circ g) + \mathcal{E}_T(h' \circ g))$ , then for all  $h \in \mathcal{H}$ ,

$$\mathcal{E}_T(h \circ g) \leq \mathcal{E}_S(h \circ g) + 4(L_u L_y L_g + B \ell L_h) \cdot W_1(\mu_S^Z, \mu_T^Z) + \lambda_g^*,$$

where  $\mu^Z$  denotes the marginal distribution of the feature  $Z$ ,  $\mu^Z(z) := \mu^X(g^{-1}(z))$ .

The bound says that if the features computed by  $g$  are domain-invariant, i.e.,  $\mu_S^Z = \mu_T^Z$ , and the optimal joint risk  $\lambda_g^*$  remains low, then a scorer  $h$  optimized for the source domain also performs well on the target. This suggests that domain adaptation for ranking can be achieved via list-level invariant representation learning: the feature map  $g$  is optimized to minimize  $W_1(\mu_S^Z, \mu_T^Z)$  by aligning the list feature distributions using (unlabeled) source and target domain data, and the scorer  $h$  is simultaneously trained to minimize source domain ranking loss with labeled data. Domain adaptation methods based on invariant representation learning—inspired by generalization bounds of the type of Theorems 1 and 2, originally derived by Ben-David et al. (2007) for binary classification—have seen empirical success in fields ranging from vision (Zhao et al., 2022) to language (Ramponi & Plank, 2020). Based on our bound, in Sections 4 and 5, we present and evaluate an instantiation of this method for (listwise) ranking problems, called ListDA.

An important distinction of the bound is that the features  $Z$  are defined on each list  $X$  as a whole, rather than the individual items contained in them. To illustrate, suppose the setup where the list-level feature representation of each list is a stack of  $\ell$   $k$ -dimensional vectors,  $z = (v_1, \dots, v_\ell) \in \mathbb{R}^{\ell \times k}$  with  $v_i \in \mathbb{R}^k$  corresponds to the  $i$ -th item, and let the item-level distribution of item feature vectors be denoted by  $\mu^V(v) := \mathbb{P}_{Z \sim \mu^Z}(v \in Z)$ . The bound suggests good transferability when the distributions of list-level feature  $Z$  on source and target domains are aligned. A consequence of list-level invariance is item-level invariance, i.e.,  $\mu_S^Z = \mu_T^Z \implies \mu_S^V = \mu_T^V$ , but note that the converse is generally not true! In other words, aiming for  $\mu_S^V = \mu_T^V$  is insufficient for domain transferability in listwise ranking. This distinction is demonstrated empirically in Section 5, where item-level feature alignment (ItemDA) is observed to underperform list-level feature alignment (ListDA) in unsupervised domain adaptation for ranking.

Lastly, to instantiate Theorem 2 on MRR and NDCG metrics, we simply verify their Lipschitzness:

**Corollary 3** (Bound for MRR). RR is 1-Lipschitz in  $y$ , thereby

$$\mathbb{E}_T[\text{RR}(h \circ g)] \geq \mathbb{E}_S[\text{RR}(h \circ g)] - 4(L_y L_g + \ell L_h) \cdot W_1(\mu_S^Z, \mu_T^Z) - \lambda_g^*,$$

where for brevity we wrote  $\mathbb{E}[\text{RR}(h \circ g)] := \mathbb{E}_{X \sim \mu^X, R \sim p_{\exp(h \circ g(X))}}[\text{RR}(R, y(X))]$ .

**Corollary 4** (Bound for NDCG). *Suppose  $U_{\min} \leq \text{IDCG}(y(X)) \leq U_{\max}$  almost surely w.r.t.  $\mu_S^X$  and  $\mu_T^X$  for some  $U_{\min}, U_{\max} \in (0, \infty)$ , then NDCG is  $\tilde{O}(\sqrt{\ell})$ -Lipschitz in  $y$  almost surely, thereby*

$$\mathbb{E}_T[\text{NDCG}(h \circ g)] \geq \mathbb{E}_S[\text{NDCG}(h \circ g)] - \tilde{O}(\sqrt{\ell} L_y L_g + \ell L_h) \cdot W_1(\mu_S^Z, \mu_T^Z) - \lambda_g^*.$$

where for brevity we wrote  $\mathbb{E}[\text{NDCG}(h \circ g)] := \mathbb{E}_{X \sim \mu^X, R \sim \mathcal{P}_{\exp}(h \circ g(X))}[\text{NDCG}(R, y(X))]$ .

The assumption of the lower and upper bounds on the IDCG is satisfied e.g. when every list contains at least one relevant item, and the ground-truth relevance scores are bounded from above.

## 4 LEARNING INVARIANT REPRESENTATIONS IN LISTWISE MODELS

Theorem 2 suggests that domain adaptation for ranking could be achieved with list-level invariant representations via learning a feature map  $g \in \mathcal{G}$  that minimizes the distributional shifts between source and target on the feature space  $\mathcal{Z}$ , measured by  $W_1(\mu_S^Z, \mu_T^Z)$ . In this section, we instantiate a method on a *listwise model* (where the rank assignments are computed in a listwise manner), with the setup that the feature representation  $z := g(x)$  of each input list of  $\ell$  items,  $x = (x_1, \dots, x_\ell)$ , is a stack of  $\ell$  feature vectors, i.e.,  $\mathcal{Z} = \mathbb{R}^{\ell \times k}$ , and each  $z := (v_1, \dots, v_\ell)$  with  $v_i \in \mathbb{R}^k$  corresponding to the learned feature vector of the  $i$ -th item in the list. This model and setup are common in many learning to rank systems, e.g., in neural text ranking, each feature vector is the embedding of the input text computed by a language model (Nogueira & Cho, 2020; Guo et al., 2020).

Invariant representation learning is similar to generative modeling, and a well-known technique in GAN literature is adversarial training (Goodfellow et al., 2014; Ganin et al., 2016), which solves a minimax problem  $\max_g \min_{f_{\text{ad}}} \mathcal{L}_{\text{ad}}(g, f_{\text{ad}})$  of two players—the feature map  $g$  and an adversary  $f_{\text{ad}} : \mathcal{Z} \rightarrow \mathbb{R}$ . The objective is defined with an adversarial loss function  $\ell_{\text{ad}} : \mathbb{R} \times \{0, 1\} \rightarrow \mathbb{R}$ , whose inputs are the adversary output  $\hat{a} := f_{\text{ad}}(z)$  and the domain identity  $a$  (set to 1 for target):

$$\mathcal{L}_{\text{ad}}(g, f_{\text{ad}}) := \mathbb{E}_{x \sim \mu_S^X}[\ell_{\text{ad}}(f_{\text{ad}} \circ g(x), 0)] + \mathbb{E}_{x \sim \mu_T^X}[\ell_{\text{ad}}(f_{\text{ad}} \circ g(x), 1)].$$

The adversarial loss corresponds to probability metrics between  $\mu_S^Z, \mu_T^Z$  under specific choices of  $\ell_{\text{ad}}$  (Goodfellow et al., 2014; Arjovsky et al., 2017). With the 0-1 loss of  $\ell_{\text{ad}}(\hat{a}, a) = (1 - a) \cdot \mathbb{1}(\hat{a} \geq 0) + a \cdot \mathbb{1}(\hat{a} < 0)$ ,  $\mathcal{L}_{\text{ad}}$  becomes the (balanced total) classification error of  $f_{\text{ad}}$  as a *domain discriminator* on predicting the domain identities,  $\mathcal{L}_{\text{ad}}(g, f_{\text{ad}}) = \mathbb{P}_{x \sim \mu_S^X}(f_{\text{ad}} \circ g(x) \geq 0) + \mathbb{P}_{x \sim \mu_T^X}(f_{\text{ad}} \circ g(x) < 0)$ , and it gives an upper bound on  $W_1(\mu_S^Z, \mu_T^Z)$  under optimality of  $f_{\text{ad}}$ :

**Proposition 5.** *Denote the metric on  $\mathbb{R}^{\ell \times k}$  by  $d$ , and define  $B := \sup_{(z, z') \in \text{supp}(\mu_S^Z \times \mu_T^Z)} d(z, z')$ . If  $\ell_{\text{ad}}$  is the 0-1 loss, then  $W_1(\mu_S^Z, \mu_T^Z) \leq B(1 - \min_{f_{\text{ad}}} \mathcal{L}_{\text{ad}}(g, f_{\text{ad}}))$ .*

In practice, the 0-1 loss is replaced by a surrogate loss when training  $f_{\text{ad}}$  to minimize the classification error, for which we use the logistic loss in our experiments:

$$\ell_{\text{ad}}(\hat{a}, a) = \log(1 + e^{(1-2a)\hat{a}}). \quad (1)$$

Finally, by parameterizing the function class  $\mathcal{F}_{\text{ad}} \ni f_{\text{ad}}$ , e.g., neural networks, the minimax problem can be optimized with gradient descent-ascent (w.r.t.  $g$  and  $f$  respectively), implemented with a gradient reversal layer on top of  $g$  (Ganin et al., 2016). To prevent  $g$  from converging to trivial solutions like  $x \mapsto 0$  and causing information loss in the learned features (thereby increasing the minimum achievable  $\mathcal{E}_S$  and  $\lambda_g^*$ ),  $g$  is optimized together with the scorer  $h$  under a joint objective:

$$\mathcal{L}_{\text{joint}}(h, g) = \min_{h \in \mathcal{H}, g \in \mathcal{G}} \left( \mathcal{L}_{\text{rank}}(h \circ g) - \lambda \min_{f_{\text{ad}} \in \mathcal{F}_{\text{ad}}} \mathcal{L}_{\text{ad}}(g, f_{\text{ad}}) \right),$$

where  $\mathcal{L}_{\text{rank}}$  is a ranking loss of choice for training the model, and  $\lambda > 0$  is a hyperparameter controlling the strength of domain-invariant feature learning.

**Choosing  $\mathcal{F}_{\text{ad}}$ .** The only missing piece is the choice of the discriminator function class. Unlike prior work, however, the distributions  $\mu_S^Z, \mu_T^Z$  being modeled here are defined not on items but rather lists (or sets of items, to be more precise),  $z = (v_1, \dots, v_\ell)$ , hence common choices e.g. MLP may not be appropriate. Indeed, a possible design is to flatten each list into a single  $\ell k$ -dimensional vector

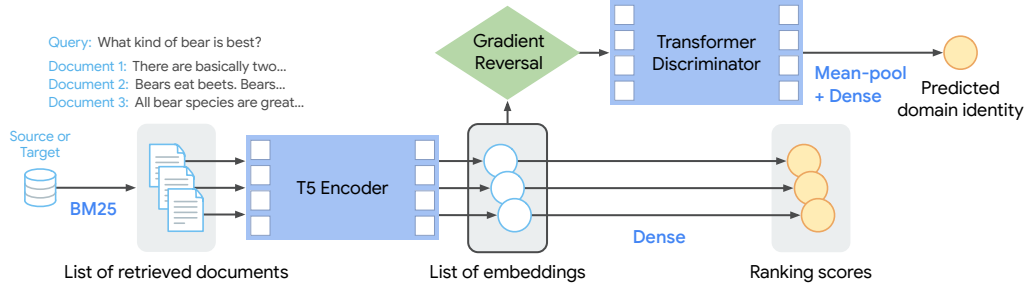


Figure 1: Block diagram of ListDA instantiated on the cross-attention RankT5 text ranking model.

and feed into an MLP discriminator, but it does not capture the permutation-invariance property of the lists  $z$ ; a list and its permutations are perceived as distinct inputs by the MLP discriminator under this design, despite them being identical as far as the ranker  $h$  is concerned. Without permutation-invariance built-in, the optimization of  $f_{\text{ad}}$  is data inefficient.

Therefore, tailored to list-like inputs, we use transformers (no positional encoding) with mean-pooling for  $\mathcal{F}_{\text{ad}}$  as a novelty in our implementation (Vaswani et al., 2017), which is permutation-invariant, continuously differentiable, and has good expressive power. Fig. 1 includes a block diagram of our method instantiated on the RankT5 model in Section 5, referred to as ListDA.

## 5 EXPERIMENTS ON PASSAGE RERANKING

In this section, we evaluate ListDA on the passage<sup>6</sup> reranking task, where given a text query, the goal is to rank candidate passages in a retrieved set based on their relevance to the query. In Appendix C, we additionally evaluate ListDA on the ranking task from the Yahoo! Learning to Rank Challenge. Reranking is employed in scenarios where the corpus is too large for all (millions of) documents to be exhaustively ranked by more accurate but expensive models such as SOTA cross-attention rankers based on language models; rather, a simpler but efficient first-stage model such as sparse or dense retrievers (e.g., BM25 and DPR) is used to retrieve a candidate set of (hundreds of) passages (Robertson & Zaragoza, 2009; Karpukhin et al., 2020), whose ranks are then refined and improved by a more sophisticated ranking model.

We consider unsupervised domain adaptation. Training neural rankers requires large amounts of queries and document-relevance annotations. While such data can be obtained relatively easily from search engines under weak supervision for general text domains, annotations on specialized domains such as scientific literature are costly to acquire. Since unannotated documents are almost always readily available, text ranking is a suitable candidate for applying unsupervised domain adaptation: specialized rankers are adapted from ones trained on general domains.

**Models.** We use BM25 as the first-stage retriever for simplicity and focus on adapting the RankT5 listwise reranker (Zhuang et al., 2022)—a cross-attention model based on the T5 Base pretrained language model with 250 million parameters (Raffel et al., 2020). Given a query  $q$  and documents  $d_1, \dots, d_\ell$  retrieved by BM25, the list of items input to RankT5 consists of the concatenation of the query and each document (with the title, if available),  $x = ([q, d_1], [q, d_2], \dots, [q, d_\ell])$ . We treat T5 encoder as the feature map  $g$  and follow the setup in Section 4, so that the feature representation is the list of first-token output embeddings that the T5 encoder computes on each query-document (q-d) pair,<sup>7</sup>  $z = (v_1, \dots, v_\ell) = (\text{T5}(x_1), \dots, \text{T5}(x_\ell)) \in \mathbb{R}^{\ell \times 1024}$ . The ranking scores are then computed by projecting each q-d embedding by a dense layer,  $s = (Wv_1, \dots, Wv_\ell)$ ,  $W \in \mathbb{R}^{1 \times 1024}$ . We train the ranking model by minimizing the listwise softmax cross-entropy ranking loss:

$$\ell_{\text{rank}}(s, y) = - \sum_{i=1}^{\ell} y_i \log \left( \frac{\exp(s_i)}{\sum_{j=1}^{\ell} \exp(s_j)} \right).$$

<sup>6</sup>The terms *document*, *text*, and *passage* are used interchangeably here.

<sup>7</sup>Under our setup, the feature vectors are computed on each item independently, but generally and ideally,  $g$  would also model the interactions between items in the same list (Pang et al., 2020).

Table 1: Transfer performance of RankT5 on top 1000 BM25-retrieved passages.

Target Domain	Method	MAP	MRR@10	NDCG@5	NDCG@10	NDCG@20
Robust04	BM25	0.2282	0.6801	0.4396	0.4088	0.3781
	Zero-shot	0.2759	0.7977 <sup>†</sup>	0.5857 <sup>†</sup>	0.5340 <sup>†</sup>	0.4856 <sup>†</sup>
	QGen PL	0.2693	0.7644	0.5406	0.5034	0.4694
	ItemDA	0.2822 <sup>*†</sup>	0.8037 <sup>†</sup>	0.5822 <sup>†</sup>	0.5396 <sup>†</sup>	0.4922 <sup>†</sup>
	ListDA	<b>0.2901</b> <sup>*†‡</sup>	<b>0.8234</b> <sup>*†</sup>	<b>0.5979</b> <sup>‡</sup>	<b>0.5573</b> <sup>*†‡</sup>	<b>0.5126</b> <sup>*†‡</sup>
TREC-COVID	BM25	0.2485	0.8396	0.7163	0.6559	0.6236
	Zero-shot	0.3083	0.9217	0.8328	0.8200	0.7826
	QGen PL	0.3180 <sup>*‡</sup>	0.8907	0.8373	0.8118	0.7861
	ItemDA	0.3087	0.9080	0.8276	0.8142	0.7697
	ListDA	<b>0.3187</b> <sup>*‡</sup>	<b>0.9335</b>	<b>0.8693</b> <sup>*‡</sup>	<b>0.8412</b> <sup>‡</sup>	<b>0.7985</b> <sup>‡</sup>
BioASQ	BM25	0.4088	0.5612	0.4580	0.4653	0.4857
	Zero-shot	0.5008 <sup>‡</sup>	0.6465	0.5484 <sup>‡</sup>	0.5542 <sup>‡</sup>	0.5796 <sup>‡</sup>
	QGen PL	0.5143 <sup>*‡</sup>	0.6551	0.5538 <sup>‡</sup>	0.5643 <sup>‡</sup>	0.5915 <sup>*‡</sup>
	ItemDA	0.4781	0.6383	0.5315	0.5343	0.5604
	ListDA	<b>0.5191</b> <sup>*‡</sup>	<b>0.6666</b> <sup>*‡</sup>	<b>0.5639</b> <sup>*‡</sup>	<b>0.5714</b> <sup>*‡</sup>	<b>0.5985</b> <sup>*‡</sup>

Source domain is MS MARCO. Gain function in NDCG is the identity map. <sup>\*</sup>Improves upon zero-shot baseline with statistical significance ( $p \leq 0.05$ ) under the two-tailed Student's  $t$ -test. <sup>†</sup>Improves upon QGen PL.

<sup>‡</sup>Improves upon ItemDA.

ListDA adversarial training also follows Section 4. The discriminator  $f_{\text{ad}}$  is a stack of three transformer blocks with the same architecture as those of the T5 encoder. Given a list feature  $z = (v_1, \dots, v_\ell)$ , we obtain its domain prediction by feeding all vectors  $v_i$  through the transformer blocks at once as a sequence, taking the mean-pool of the outputs and projecting it to a logit with a dense layer. We use an ensemble of five discriminators as in (Elazar & Goldberg, 2018) to reduce the sensitivity to the randomness in the initialization and the training process,  $\sum_{i=1}^5 \mathcal{L}_{\text{ad}}(g, f_{\text{ad}}^{(i)})$ .

**Datasets.** The source domain in our experiments is MS MARCO for passage ranking, a large-scale dataset containing 8 million passages from the web that covers a wide range of topics, and 532,761 search query and relevant passage pairs (Bajaj et al., 2018). The target domains are biomedical (TREC-COVID, BioASQ) and news articles (Robust04) (Voorhees et al., 2021; Tsatsaronis et al., 2015; Voorhees, 2005). The data are collected and preprocessed as in the BEIR benchmark (Thakur et al., 2021); their paper also contains statistics of the datasets.

Recall from above that the inputs to our cross-attention model are q-d pairs. However, there are no training queries available on two out of three target domains, so following (Ma et al., 2021), we synthesize training queries on all target domains in a zero-shot manner, via a T5 XL query generator (QGen) trained on MS MARCO relevant q-d pairs. QGen synthesizes each query as a seq-to-seq task given a passage from the target corpus as input, whereby we expect the synthesized queries to be related to the input passages. See Table 7 for samples of QGen q-d pairs.

**Baseline Methods.** We compare ListDA to three baseline methods. In **zero-shot** learning, the reranker is trained on MS MARCO only and directly evaluated on the targets. In **QGen PL**, we treat target domain QGen synthesized q-d as relevant pairs and train the reranker on both MS MARCO and QGen q-d pairs (PL as in these q-d pairs are “pseudolabeled” by QGen). This method underlies several recent works on domain adaptation of text retrievers and rerankers (Ma et al., 2021; Sun et al., 2021; Wang et al., 2022). All adaptation methods, including ListDA, are applied on the target domains separately, i.e., we train a model for each source-target pair.

Lastly, prior work that applies invariant representation learning to domain adaptation all performs feature alignment at the item level (Cohen et al., 2018; Tran et al., 2019; Xin et al., 2022) instead of the list level (our ListDA). Yet, the key message of this paper is that the former is not suitable for listwise ranking. To verify and demonstrate our claim, we also compare ListDA to **ItemDA**, which learns pointwise invariant representations with a three-layer MLP discriminator (no improvements from going larger) whose inputs are the q-d embeddings individually.

Due to space constraints, experiment details, including hyperparameter settings and the construction of training example lists, are relegated to Appendices B.1 and B.2. We also include case

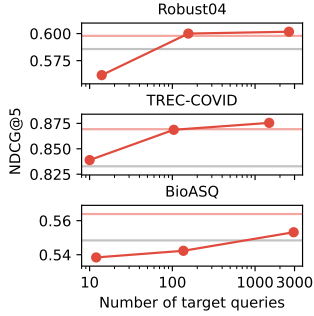


Figure 2: ListDA under different target sizes. Lower grey horizontal line is zero-shot, upper red line is ListDA using all QGen queries.

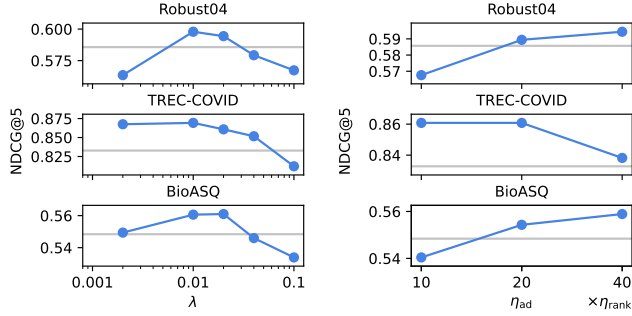


Figure 3: ListDA performance under different hyperparameter settings for  $\lambda$  and  $\eta_{ad}$ . Grey horizontal line is zero-shot. On the left,  $\eta_{ad} = 0.004$  is fixed and  $\lambda$  varies. On the right,  $\lambda = 0.02$  is fixed and  $\eta_{ad}$  varies.

studies and additional results with the pairwise logistic ranking loss and the hybrid method of ListDA + QGen PL in Appendix B.

## 5.1 RESULTS

The main results are presented in Table 1. We report metrics commonly used in the literature (e.g., TREC-COVID uses NDCG@20), and evaluate rank assignments given by the descending ordering of the ranking scores. Since TREC-COVID and Robust04 are annotated with 3-level relevancy, the scores are binarized for mean average precision (MAP) and MRR as follows: for TREC-COVID, 0 (not relevant) and 1 (partially relevant) as negative, and 2 (fully relevant) as positive; for Robust04, 0 (not relevant) as negative, and 1 (relevant) and 2 (highly relevant) as positive.

Across all three datasets, ListDA has the best performance, and the fact that it uses the same resource as QGen PL demonstrates the benefits of invariant representations. Furthermore, the favorable comparison of ListDA to ItemDA supports the discussion in Section 3 that for domain adaptation for listwise ranking, the invariant representations the model learns should be of each list as a whole, and not of the items individually.

**Quality of QGen.** An explanation for why QGen PL underperforms ListDA despite sharing resources is that the negative sampling of irrelevant q-d pairs could lead to false negatives in the training data. Sun et al. (2021) observed that queries synthesized by QGen lack specificity and could be relevant to many documents. While QGen PL trains on the QGen pseudolabels and the randomly sampled irrelevant documents by treating them as ground truth, they are not assumed by ListDA, which is thereby less likely to be affected by false negatives or false positives—when synthesized queries turn out to be irrelevant to the input passages (see Table 9 for samples). While out of the scope, improving query generation should boost the performance of both QGen PL and ListDA.

## 5.2 ANALYSIS OF LISTDA

**Size of Target Data.** Unsupervised domain adaptation requires sufficient unlabeled data, but not all domains have the same amount: BioASQ has 14 million documents (also the total number of QGen queries, as we synthesize one per document), but Robust04 only 528,155, and TREC-COVID 171,332. In Fig. 2, we plot the performance of ListDA under varying numbers of target QGen queries (also the number of target training lists). Surprisingly, on Robust04 and TREC-COVID, using just  $\sim 100$  target QGen queries (0.03% and 0.06% of all, respectively) is sufficient for ListDA to achieve full performance! Although the number of queries is small, since 1,000 documents are retrieved per query, the total number of distinct target documents is still substantial—up to 100,000, or 29.5% and 60.7% of the respective corpora. The performance begins to drop when reduced to  $\sim 10$  queries, capping the number of documents at 10,000 (2.7% and 5.8%, respectively). The same data efficiency, however, is not observed on BioASQ, likely due to the hardness of the dataset from e.g. the extensive use of specialized biomedical terms (Tables 7 to 9).



**Sensitivity to Hyperparameters.** ListDA introduces two main hyperparameters for the discriminator  $f_{\text{ad}}$ : the learning rate  $\eta_{\text{ad}}$  and the strength of invariant feature learning  $\lambda$ . We plot in Fig. 3 the sensitivity of their settings by fixing one and varying the other. It is observed that a balanced choice of  $\lambda$  is needed to elicit the best performance from ListDA, but the same choice largely works well across datasets. We set  $\eta_{\text{ad}}$  to be multiples of the reranker learning rate  $\eta_{\text{rank}}$ , and the results show that each dataset prefers different settings of  $\eta_{\text{ad}}$ , probably due to their distinct domain characteristics.

## 6 RELATED WORK

**Learning to Rank and Text Ranking.** Traditional learning to rank concerns tabular datasets with numerical features for which a wide array of models are developed (Liu, 2009), ranging from SVMs (Joachims, 2006), gradient boosted decision trees (Burges, 2010), to neural rankers (Burges et al., 2005; Pang et al., 2020; Qin et al., 2021). Another research direction is the design of ranking losses (surrogate to ranking metrics), which are categorized into pointwise, pairwise, and listwise approaches (Cao et al., 2007; Bruch et al., 2020; Zhu & Klabjan, 2020; Jagerman et al., 2022a).

Recent advances in large neural language models have spurred interest in applying them on text ranking tasks (Lin et al., 2022), leading to cross-attention models (Han et al., 2020; Nogueira & Cho, 2020; Nogueira et al., 2020; Pradeep et al., 2021) and generative models based on query likelihood (dos Santos et al., 2020; Zhuang & Zuccon, 2021; Zhuang et al., 2021; Sachan et al., 2022). A different line of work is neural text retrieval models, which emphasizes efficiency, including dual-encoder (Karpukhin et al., 2020; Zhan et al., 2021), late-interaction (Khattab & Zaharia, 2020; Hui et al., 2022), and models based on transformer memory (Tay et al., 2022).

**Invariant Representation Learning.** Learning (adversarial) domain-invariant feature representations comprise a popular family of domain adaptation methods (Long et al., 2015; Ganin et al., 2016; Courty et al., 2017). These methods are applied in fields including NLP and on tasks ranging from cross-domain sentiment analysis, question-answering (Li et al., 2017; Vernikos et al., 2020), to unsupervised cross-lingual learning and machine translation (Xian et al., 2022; Lample et al., 2018). Our method also belongs to this family, but to the best of our knowledge, no prior work considers learning domain-invariant representations of lists/sets.

Recently, Zhao et al. (2019) and Tachet des Combes et al. (2020) point out that on classification problems, achieving perfect (marginal) feature alignment and source accuracy is insufficient for domain transfer when the marginal distributions of label differ, as Theorem 1 would admit a lower bound. Their result does not directly apply to ranking, but a similar effect is expected on Theorem 2 under distributional shifts in relevance score; we leave investigations in this direction to future work.

**Domain Adaptation in Information Retrieval.** Work on this subject is categorized into supervised and unsupervised domain adaptation. The former assumes access to labeled source data and (a small amount of; few-shot) labeled target data (Sun et al., 2021). The present work focuses on the latter, only assuming access to unannotated target documents. Cohen et al. (2018) apply invariant representation learning to unsupervised domain adaptation for text ranking, followed by Tran et al. (2019) for enterprise email search, and Xin et al. (2022) for dense retrieval. However, their approach learns invariant representations of items and not lists. Another family of approaches is based on query generation (Ma et al., 2021; Wang et al., 2022), initially proposed for dense retrieval.

## 7 CONCLUSION

We analyzed domain adaptation for ranking theoretically and established a generalization bound under listwise ranking metrics. Our bound leads to an adaptation method based on learning list-level domain-invariant representations, called ListDA, which is empirically demonstrated to be effective for unsupervised domain adaptation on various ranking tasks. We believe our contributions provide a foundation for future studies on domain adaptation for ranking.

A key message of our work is that when analyzing representations for domain adaptation, the representations should be considered at the same level (or structure) at which the metric is computed. With listwise ranking as an example, where the metrics are evaluated with the list as the unit, we demonstrated that invariant representations should be learned at the list level for effective adaptation.

## ACKNOWLEDGMENTS

This research was supported in part by the Google Visiting Researcher program and in part by the Center for Intelligent Information Retrieval. Any opinions, findings, and conclusions or recommendations expressed in this material are those of the authors and do not necessarily reflect those of the sponsors.

## REFERENCES

- Martin Anthony and Peter L. Bartlett. *Neural Network Learning: Theoretical Foundations*. Cambridge University Press, 1999.
- Martin Arjovsky, Soumith Chintala, and Léon Bottou. Wasserstein Generative Adversarial Networks. In *Proceedings of the 34th International Conference on Machine Learning*, pp. 214–223, 2017.
- Payal Bajaj, Daniel Campos, Nick Craswell, Li Deng, Jianfeng Gao, Xiaodong Liu, Rangan Majumder, Andrew McNamara, Bhaskar Mitra, Tri Nguyen, Mir Rosenberg, Xia Song, Alina Stoica, Saurabh Tiwary, and Tong Wang. MS MARCO: A Human Generated MACHINE Reading COMprehension Dataset, 2018. *arXiv:1611.09268 [cs.CL]*.
- Peter L. Bartlett, Dylan J. Foster, and Matus Telgarsky. Spectrally-normalized margin bounds for neural networks. In *Advances in Neural Information Processing Systems*, 2017.
- Shai Ben-David, John Blitzer, Koby Crammer, and Fernando Pereira. Analysis of Representations for Domain Adaptation. In *Advances in Neural Information Processing Systems*, 2007.
- Sebastian Bruch, Shuguang Han, Michael Bendersky, and Marc Najork. A Stochastic Treatment of Learning to Rank Scoring Functions. In *Proceedings of the 13th International Conference on Web Search and Data Mining*, pp. 61–69, 2020.
- Chris Burges, Tal Shaked, Erin Renshaw, Ari Lazier, Matt Deeds, Nicole Hamilton, and Greg Hullender. Learning to Rank using Gradient Descent. In *Proceedings of the 22nd International Conference on Machine Learning*, pp. 89–96, 2005.
- Christopher J.C. Burges. From RankNet to LambdaRank to LambdaMART: An Overview. Technical Report MSR-TR-2010-82, Microsoft Research, 2010.
- Zhe Cao, Tao Qin, Tie-Yan Liu, Ming-Feng Tsai, and Hang Li. Learning to Rank: From Pairwise Approach to Listwise Approach. In *Proceedings of the 24th International Conference on Machine Learning*, pp. 129–136, 2007.
- Olivier Chapelle and Yi Chang. Yahoo! Learning to Rank Challenge Overview. *Journal of Machine Learning Research: Workshop and Conference Proceedings*, 14:1–24, 2011.
- Daniel Cohen, Bhaskar Mitra, Katja Hofmann, and W. Bruce Croft. Cross Domain Regularization for Neural Ranking Models using Adversarial Learning. In *The 41st International ACM SIGIR Conference on Research & Development in Information Retrieval*, pp. 1025–1028, 2018.
- Nicolas Courty, Rémi Flamary, Amaury Habrard, and Alain Rakotomamonjy. Joint distribution optimal transportation for domain adaptation. In *Advances in Neural Information Processing Systems*, 2017.
- Nick Craswell, Bhaskar Mitra, Emine Yilmaz, Daniel Campos, and Ellen M. Voorhees. Overview of the TREC 2019 Deep Learning Track. In *Proceedings of the Twenty-Eighth Text Retrieval Conference*, 2019.
- Cicero Nogueira dos Santos, Xiaofei Ma, Ramesh Nallapati, Zhiheng Huang, and Bing Xiang. Beyond [CLS] through Ranking by Generation. In *Proceedings of the 2020 Conference on Empirical Methods in Natural Language Processing (EMNLP)*, pp. 1722–1727, 2020.
- D.A. Edwards. On the Kantorovich–Rubinstein theorem. *Expositiones Mathematicae*, 29(4):387–398, 2011.

- Yanai Elazar and Yoav Goldberg. Adversarial Removal of Demographic Attributes from Text Data. In *Proceedings of the 2018 Conference on Empirical Methods in Natural Language Processing*, pp. 11–21, 2018.
- Yaroslav Ganin, Evgeniya Ustinova, Hana Ajakan, Pascal Germain, Hugo Larochelle, François Laviolette, Mario March, and Victor Lempitsky. Domain-Adversarial Training of Neural Networks. *Journal of Machine Learning Research*, 17(59):1–35, 2016.
- Ian J. Goodfellow, Jean Pouget-Abadie, Mehdi Mirza, Bing Xu, David Warde-Farley, Sherjil Ozair, Aaron Courville, and Yoshua Bengio. Generative Adversarial Nets. In *Advances in Neural Information Processing Systems*, 2014.
- John Guiver and Edward Snelson. Bayesian inference for Plackett-Luce ranking models. In *Proceedings of the 26th International Conference on Machine Learning*, pp. 377–384, 2009.
- Jiafeng Guo, Yixing Fan, Liang Pang, Liu Yang, Qingyao Ai, Hamed Zamani, Chen Wu, W. Bruce Croft, and Xueqi Cheng. A Deep Look into neural ranking models for information retrieval. *Information Processing & Management*, 57(6), 2020.
- Shuguang Han, Xuanhui Wang, Mike Bendersky, and Marc Najork. Learning-to-Rank with BERT in TF-Ranking, 2020. *arXiv:2004.08476 [cs.IR]*.
- Kai Hui, Honglei Zhuang, Tao Chen, Zhen Qin, Jing Lu, Dara Bahri, Ji Ma, Jai Gupta, Cicero Nogueira dos Santos, Yi Tay, and Donald Metzler. ED2LM: Encoder-Decoder to Language Model for Faster Document Re-ranking Inference. In *Findings of the Association for Computational Linguistics: ACL 2022*, pp. 3747–3758, 2022.
- Rolf Jagerman, Zhen Qin, Xuanhui Wang, Michael Bendersky, and Marc Najork. On Optimizing Top-K Metrics for Neural Ranking Models. In *Proceedings of the 45th International ACM SIGIR Conference on Research and Development in Information Retrieval*, pp. 2303–2307, 2022a.
- Rolf Jagerman, Xuanhui Wang, Honglei Zhuang, Zhen Qin, Michael Bendersky, and Marc Najork. Rax: Composable Learning-to-Rank Using JAX. In *Proceedings of the 28th ACM SIGKDD Conference on Knowledge Discovery and Data Mining*, pp. 3051–3060, 2022b.
- Kalervo Järvelin and Jaana Kekäläinen. Cumulated Gain-Based Evaluation of IR Techniques. *ACM Transactions on Information Systems*, 20(4):422–446, 2002.
- Thorsten Joachims. Training Linear SVMs in Linear Time. In *Proceedings of the 12th ACM SIGKDD International Conference on Knowledge Discovery and Data Mining*, pp. 217–226, 2006.
- Vladimir Karpukhin, Barlas Oguz, Sewon Min, Patrick Lewis, Ledell Wu, Sergey Edunov, Danqi Chen, and Wen-tau Yih. Dense Passage Retrieval for Open-Domain Question Answering. In *Proceedings of the 2020 Conference on Empirical Methods in Natural Language Processing (EMNLP)*, pp. 6769–6781, 2020.
- Omar Khattab and Matei Zaharia. ColBERT: Efficient and Effective Passage Search via Contextualized Late Interaction over BERT. In *Proceedings of the 43rd International ACM SIGIR Conference on Research and Development in Information Retrieval*, pp. 39–48, 2020.
- Guillaume Lample, Alexis Conneau, Ludovic Denoyer, and Marc’Aurelio Ranzato. Unsupervised Machine Translation Using Monolingual Corpora Only. In *International Conference on Learning Representations*, 2018.
- Zheng Li, Yu Zhang, Ying Wei, Yuxiang Wu, and Qiang Yang. End-to-End Adversarial Memory Network for Cross-domain Sentiment Classification. In *Proceedings of the Twenty-Sixth International Joint Conference on Artificial Intelligence, IJCAI-17*, pp. 2237–2243, 2017.
- Chen Liang, Haoming Jiang, Simiao Zuo, Pengcheng He, Xiaodong Liu, Jianfeng Gao, Weizhu Chen, and Tuo Zhao. No Parameters Left Behind: Sensitivity Guided Adaptive Learning Rate for Training Large Transformer Models. In *International Conference on Learning Representations*, 2022.

- Jimmy Lin, Rodrigo Nogueira, and Andrew Yates. *Pretrained Transformers for Text Ranking: BERT and Beyond*. Springer International Publishing, 2022.
- Tie-Yan Liu. Learning to Rank for Information Retrieval. *Foundations and Trends® in Information Retrieval*, 3(3):225–331, 2009.
- Mingsheng Long, Yue Cao, Jianmin Wang, and Michael I. Jordan. Learning Transferable Features with Deep Adaptation Networks. In *Proceedings of the 32nd International Conference on Machine Learning*, pp. 97–105, 2015.
- R. Duncan Luce. *Individual Choice Behavior: A Theoretical Analysis*. Wiley, 1959.
- Ji Ma, Ivan Korotkov, Yinfei Yang, Keith Hall, and Ryan McDonald. Zero-shot Neural Passage Retrieval via Domain-targeted Synthetic Question Generation. In *Proceedings of the 16th Conference of the European Chapter of the Association for Computational Linguistics: Main Volume*, pp. 1075–1088, 2021.
- Rodrigo Nogueira and Kyunghyun Cho. Passage Re-ranking with BERT, 2020. *arXiv:1901.04085 [cs.IR]*.
- Rodrigo Nogueira, Zhiying Jiang, Ronak Pradeep, and Jimmy Lin. Document Ranking with a Pretrained Sequence-to-Sequence Model. In *Findings of the Association for Computational Linguistics: EMNLP 2020*, pp. 708–718, 2020.
- Liang Pang, Jun Xu, Qingyao Ai, Yanyan Lan, Xueqi Cheng, and Jirong Wen. SetRank: Learning a Permutation-Invariant Ranking Model for Information Retrieval. In *Proceedings of the 43rd International ACM SIGIR Conference on Research and Development in Information Retrieval*, pp. 499–508, 2020.
- Robin L. Plackett. The Analysis of Permutations. *Journal of the Royal Statistical Society. Series C (Applied Statistics)*, 24(2):193–202, 1975.
- Ronak Pradeep, Rodrigo Nogueira, and Jimmy Lin. The Expando-Mono-Duo Design Pattern for Text Ranking with Pretrained Sequence-to-Sequence Models, 2021. *arXiv:2101.05667 [cs.IR]*.
- Zhen Qin, Le Yan, Honglei Zhuang, Yi Tay, Rama Kumar Pasumarthi, Xuanhui Wang, Michael Bendersky, and Marc Najork. Are Neural Rankers still Outperformed by Gradient Boosted Decision Trees? In *International Conference on Learning Representations*, 2021.
- Yingqi Qu, Yuchen Ding, Jing Liu, Kai Liu, Ruiyang Ren, Wayne Xin Zhao, Daxiang Dong, Hua Wu, and Haifeng Wang. RocketQA: An Optimized Training Approach to Dense Passage Retrieval for Open-Domain Question Answering. In *Proceedings of the 2021 Conference of the North American Chapter of the Association for Computational Linguistics: Human Language Technologies*, pp. 5835–5847, 2021.
- Colin Raffel, Noam Shazeer, Adam Roberts, Katherine Lee, Sharan Narang, Michael Matena, Yanqi Zhou, Wei Li, and Peter J. Liu. Exploring the Limits of Transfer Learning with a Unified Text-to-Text Transformer. *Journal of Machine Learning Research*, 21(140):1–67, 2020.
- Alan Ramponi and Barbara Plank. Neural Unsupervised Domain Adaptation in NLP—A Survey. In *Proceedings of the 28th International Conference on Computational Linguistics*, pp. 6838–6855, 2020.
- Stephen Robertson and Hugo Zaragoza. The Probabilistic Relevance Framework: BM25 and Beyond. *Foundations and Trends® in Information Retrieval*, 3(4):333–389, 2009.
- Devendra Singh Sachan, Mike Lewis, Mandar Joshi, Armen Aghajanyan, Wen-tau Yih, Joelle Pineau, and Luke Zettlemoyer. Improving Passage Retrieval with Zero-Shot Question Generation, 2022. *arXiv:2204.07496 [cs.CL]*.
- Shai Shalev-Shwartz and Shai Ben-David. *Understanding Machine Learning: From Theory to Algorithms*. Cambridge University Press, 2014.

- Jian Shen, Yanru Qu, Weinan Zhang, and Yong Yu. Wasserstein Distance Guided Representation Learning for Domain Adaptation. In *Proceedings of the Thirty-Second AAAI Conference on Artificial Intelligence and Thirtieth Innovative Applications of Artificial Intelligence Conference and Eighth AAAI Symposium on Educational Advances in Artificial Intelligence*, pp. 4058–4065, 2018.
- Axel Suarez, Dyaa Albakour, David Corney, Miguel Martinez, and José Esquivel. A Data Collection for Evaluating the Retrieval of Related Tweets to News Articles. In *Advances in Information Retrieval*, pp. 780–786, 2018.
- Si Sun, Yingzhuo Qian, Zhenghao Liu, Chenyan Xiong, Kaitao Zhang, Jie Bao, Zhiyuan Liu, and Paul Bennett. Few-Shot Text Ranking with Meta Adapted Synthetic Weak Supervision. In *Proceedings of the 59th Annual Meeting of the Association for Computational Linguistics and the 11th International Joint Conference on Natural Language Processing (Volume 1: Long Papers)*, pp. 5030–5043, 2021.
- Remi Tachet des Combes, Han Zhao, Yu-Xiang Wang, and Geoff Gordon. Domain Adaptation with Conditional Distribution Matching and Generalized Label Shift. In *Advances in Neural Information Processing Systems*, 2020.
- Yi Tay, Vinh Q. Tran, Mostafa Dehghani, Jianmo Ni, Dara Bahri, Harsh Mehta, Zhen Qin, Kai Hui, Zhe Zhao, Jai Gupta, Tal Schuster, William W. Cohen, and Donald Metzler. Transformer Memory as a Differentiable Search Index, 2022. *arXiv:2202.06991 [cs.CL]*.
- Nandan Thakur, Nils Reimers, Andreas Rücklé, Abhishek Srivastava, and Iryna Gurevych. BEIR: A Heterogeneous Benchmark for Zero-shot Evaluation of Information Retrieval Models. In *Thirty-Fifth Conference on Neural Information Processing Systems Datasets and Benchmarks Track (Round 2)*, 2021.
- Brandon Tran, Maryam Karimzadehgan, Rama Kumar Pasumarthi, Michael Bendersky, and Donald Metzler. Domain Adaptation for Enterprise Email Search. In *Proceedings of the 42nd International ACM SIGIR Conference on Research and Development in Information Retrieval*, pp. 25–34, 2019.
- George Tsatsaronis, Georgios Balikas, Prodromos Malakasiotis, Ioannis Partalas, Matthias Zschunke, Michael R. Alvers, Dirk Weissenborn, Anastasia Krithara, Sergios Petridis, Dimitris Polychronopoulos, Yannis Almirantis, John Pavlopoulos, Nicolas Baskiotis, Patrick Gallinari, Thierry Artières, Axel-Cyrille Ngonga Ngomo, Norman Heino, Eric Gaussier, Liliana Barrio-Alvers, Michael Schroeder, Ion Androutsopoulos, and Georgios Paliouras. An overview of the BioASQ large-scale biomedical semantic indexing and question answering competition. *BMC Bioinformatics*, 16(1):138, 2015.
- Ashish Vaswani, Noam Shazeer, Niki Parmar, Jakob Uszkoreit, Llion Jones, Aidan N. Gomez, Łukasz Kaiser, and Illia Polosukhin. Attention Is All You Need. In *Advances in Neural Information Processing Systems*, 2017.
- Giorgos Vernikos, Katerina Margatina, Alexandra Chronopoulou, and Ion Androutsopoulos. Domain Adversarial Fine-Tuning as an Effective Regularizer. In *Findings of the Association for Computational Linguistics: EMNLP 2020*, pp. 3103–3112, 2020.
- Ellen Voorhees, Tasmeer Alam, Steven Bedrick, Dina Demner-Fushman, William R. Hersh, Kyle Lo, Kirk Roberts, Ian Soboroff, and Lucy Lu Wang. TREC-COVID: Constructing a Pandemic Information Retrieval Test Collection. *ACM SIGIR Forum*, 54:1–12, 2021.
- Ellen M. Voorhees. The TREC-8 Question Answering Track Report. In *Proceedings of the Eighth Text Retrieval Conference*, pp. 77–82, 1999.
- Ellen M. Voorhees. The TREC Robust Retrieval Track. *ACM SIGIR Forum*, 39:11–20, 2005.
- Kexin Wang, Nandan Thakur, Nils Reimers, and Iryna Gurevych. GPL: Generative Pseudo Labeling for Unsupervised Domain Adaptation of Dense Retrieval. In *Proceedings of the 2022 Conference of the North American Chapter of the Association for Computational Linguistics: Human Language Technologies*, pp. 2345–2360, 2022.

- Thomas Wolf, Lysandre Debut, Victor Sanh, Julien Chaumond, Clement Delangue, Anthony Moi, Pierric Cistac, Tim Rault, Remi Louf, Morgan Funtowicz, Joe Davison, Sam Shleifer, Patrick von Platen, Clara Ma, Yacine Jernite, Julien Plu, Canwen Xu, Teven Le Scao, Sylvain Gugger, Mariama Drame, Quentin Lhoest, and Alexander Rush. Transformers: State-of-the-Art Natural Language Processing. In *Proceedings of the 2020 Conference on Empirical Methods in Natural Language Processing: System Demonstrations*, pp. 38–45, 2020.
- Ruicheng Xian, Heng Ji, and Han Zhao. Cross-Lingual Transfer with Class-Weighted Language-Invariant Representations. In *International Conference on Learning Representations*, 2022.
- Ji Xin, Chenyan Xiong, Ashwin Srinivasan, Ankita Sharma, Damien Jose, and Paul Bennett. Zero-Shot Dense Retrieval with Momentum Adversarial Domain Invariant Representations. In *Findings of the Association for Computational Linguistics: ACL 2022*, pp. 4008–4020, 2022.
- Peilin Yang, Hui Fang, and Jimmy Lin. Anserini: Enabling the Use of Lucene for Information Retrieval Research. In *Proceedings of the 40th International ACM SIGIR Conference on Research and Development in Information Retrieval*, pp. 1253–1256, 2017.
- Jingtao Zhan, Jiaxin Mao, Yiqun Liu, Jiafeng Guo, Min Zhang, and Shaoping Ma. Optimizing Dense Retrieval Model Training with Hard Negatives. In *Proceedings of the 44th International ACM SIGIR Conference on Research and Development in Information Retrieval*, pp. 1503–1512, 2021.
- Han Zhao, Shanghang Zhang, Guanhang Wu, José M. F. Moura, Joao P. Costeira, and Geoffrey J. Gordon. Adversarial Multiple Source Domain Adaptation. In *Advances in Neural Information Processing Systems*, 2018.
- Han Zhao, Remi Tachet des Combes, Kun Zhang, and Geoffrey J. Gordon. On Learning Invariant Representations for Domain Adaptation. In *Proceedings of the 36th International Conference on Machine Learning*, pp. 7523–7532, 2019.
- Sicheng Zhao, Xiangyu Yue, Shanghang Zhang, Bo Li, Han Zhao, Bichen Wu, Ravi Krishna, Joseph E. Gonzalez, Alberto L. Sangiovanni-Vincentelli, Sanjit A. Seshia, and Kurt Keutzer. A Review of Single-Source Deep Unsupervised Visual Domain Adaptation. *IEEE Transactions on Neural Networks and Learning Systems*, 33(2):473–493, 2022.
- Xiaofeng Zhu and Diego Klabjan. Listwise Learning to Rank by Exploring Unique Ratings. In *Proceedings of the 13th International Conference on Web Search and Data Mining*, pp. 798–806, 2020.
- Honglei Zhuang, Xuanhui Wang, Michael Bendersky, and Marc Najork. Feature Transformation for Neural Ranking Models. In *Proceedings of the 43rd International ACM SIGIR Conference on Research and Development in Information Retrieval*, pp. 1649–1652, 2020.
- Honglei Zhuang, Zhen Qin, Rolf Jagerman, Kai Hui, Ji Ma, Jing Lu, Jianmo Ni, Xuanhui Wang, and Michael Bendersky. RankT5: Fine-Tuning T5 for Text Ranking with Ranking Losses, 2022. *arXiv:2210.10634 [cs.IR]*.
- Shengyao Zhuang and Guido Zuccon. TILDE: Term Independent Likelihood moDEL for Passage Re-ranking. In *Proceedings of the 44th International ACM SIGIR Conference on Research and Development in Information Retrieval*, pp. 1483–1492, 2021.
- Shengyao Zhuang, Hang Li, and Guido Zuccon. Deep Query Likelihood Model for Information Retrieval. In *Advances in Information Retrieval*, pp. 463–470, 2021.

## A OMITTED PROOFS

Before proving the generalization bounds for binary classification (Theorem 1) and ranking (Theorem 2), recall the following properties of Lipschitz functions:

**Fact 6** (Properties of Lipschitz Functions).

1.  $f : \mathbb{R}^d \rightarrow \mathbb{R}$  is differentiable, then it is (Euclidean)  $L$ -Lipschitz if and only if  $\|\nabla f\|_2 \leq L$ .
2. If  $f : \mathcal{X} \rightarrow \mathbb{R}$  is  $L$ -Lipschitz and  $g : \mathcal{X} \rightarrow \mathbb{R}$  is  $M$ -Lipschitz, then  $af + bg$  is  $(|a|L + |b|M)$ -Lipschitz, and  $\max(f, g)$  is  $\max(L, M)$ -Lipschitz.
3. If  $f : \mathcal{X} \rightarrow \mathcal{Y}$  is  $L$ -Lipschitz and  $g : \mathcal{Y} \rightarrow \mathcal{Z}$  is  $M$ -Lipschitz, then  $g \circ f$  is  $LM$ -Lipschitz.

*Proof.* For the first statement, suppose bounded gradient norms, then by mean value theorem  $\exists t \in [0, 1]$  s.t.  $f(y) - f(x) = \nabla f(z)^\top (y - x)$  with  $z := (1 - t)x + ty$ , so by Cauchy-Schwarz,

$$\|f(y) - f(x)\|_2 \leq \|\nabla f(z)\|_2 \|y - x\|_2 \leq L \|y - x\|_2.$$

Next, suppose  $L$ -Lipschitzness, then by differentiability,  $\nabla f(x)^\top z = f(x + z) - f(x) + o(\|z\|_2)$ . Set  $z := t\nabla f(x)$ , we have

$$t\|\nabla f(x)\|_2^2 = f(x + t\nabla f(x)) - f(x) + o(t\|\nabla f(x)\|_2) \leq Lt\|\nabla f(x)\|_2 + o(t\|\nabla f(x)\|_2),$$

and the result follows by dividing both sides by  $t\|\nabla f(x)\|_2$  and taking  $t \rightarrow 0$ .

For the second,

$$\begin{aligned} |af(x) + bg(x) - (af(y) + bg(y))| \\ \leq |a||f(x) - f(y)| + |b||g(x) - g(y)| \leq (|a|L + |b|M)d_{\mathcal{X}}(x, y). \end{aligned}$$

Next, assume w.l.o.g.  $\max(f(x), g(x)) - \max(f(y), g(y)) \geq 0$ , then

$$\begin{aligned} |\max(f(x), g(x)) - \max(f(y), g(y))| \\ = \begin{cases} f(x) - \max(f(y), g(y)) \leq f(x) - f(y) \leq Ld_{\mathcal{X}}(x, y) & \text{if } \max(f(x), g(x)) = f(x) \\ g(x) - \max(f(y), g(y)) \leq g(x) - g(y) \leq Md_{\mathcal{X}}(x, y) & \text{else} \end{cases} \\ \leq \max(L, M)d_{\mathcal{X}}(x, y). \end{aligned}$$

For the third,  $d_{\mathcal{Z}}(g \circ f(x), g \circ f(y)) \leq Md_{\mathcal{Y}}(f(x), f(y)) \leq LMd_{\mathcal{X}}(x, y)$ . □

We first prove Theorem 1, as it shares the same organization with the proof of Theorem 2.

*Proof of Theorem 1.* Define random variable  $\eta := \mathbf{1}(Y = 1)$ , then  $\mathcal{E}(f) = \mathbb{E}_{(X, Y) \sim \mu}[\eta - (2\eta - 1)f(X)]$ . Note that

$$\begin{aligned} \mathcal{E}(f) - \mathcal{E}(f') &= \mathbb{E}_{(X, Y) \sim \mu}[\eta - (2\eta - 1)f(X)] - \mathbb{E}_{(X, Y) \sim \mu}[\eta - (2\eta - 1)f'(X)] \\ &= \mathbb{E}_{(X, Y) \sim \mu}[(2\eta - 1) \cdot (f'(X) - f(X))] \\ &\leq \mathbb{E}_{X \sim \mu^X}[\|f'(X) - f(X)\|] \end{aligned}$$

because  $2\eta - 1 \in \{-1, +1\}$ . On the other hand,

$$\begin{aligned} \mathbb{E}_{X \sim \mu^X}[\|f(X) - f'(X)\|] &= \mathbb{E}_{(X, Y) \sim \mu}[(2\eta - 1) \cdot (f(X) - f'(X)) - \eta + \eta] \\ &\leq \mathbb{E}_{(X, Y) \sim \mu}[(2\eta - 1)f(X) - \eta] + \mathbb{E}_{(X, Y) \sim \mu}[-(2\eta - 1)f'(X) + \eta] \\ &= \mathbb{E}_{(X, Y) \sim \mu}[\eta - (2\eta - 1)f(X)] + \mathbb{E}_{(X, Y) \sim \mu}[\eta - (2\eta - 1)f'(X)] \\ &= \mathcal{E}(f') + \mathcal{E}(f). \end{aligned}$$

Then by Fact 6, the fact that taking absolute value is 1-Lipschitz, and Definition 3, for all  $f, f' \in \mathcal{F}$ ,  $\mathcal{E}_T(f) = \mathcal{E}_S(f) + (\mathcal{E}_T(f) - \mathcal{E}_T(f')) - (\mathcal{E}_S(f) + \mathcal{E}_S(f')) + (\mathcal{E}_S(f') + \mathcal{E}_T(f'))$

$$\begin{aligned} &\leq \mathcal{E}_S(f) + \left( \mathbb{E}_{X \sim \mu_T^X}[\|f(X) - f'(X)\|] - \mathbb{E}_{X \sim \mu_S^X}[\|f(X) - f'(X)\|] \right) + (\mathcal{E}_S(f') + \mathcal{E}_T(f')) \\ &\leq \mathcal{E}_S(f) + \sup_{q \in \text{Lip}(2L)} (\mathbb{E}_{X \sim \mu_T^X}[q(X)] - \mathbb{E}_{X \sim \mu_S^X}[q(X)]) + (\mathcal{E}_S(f') + \mathcal{E}_T(f')) \\ &\leq \mathcal{E}_S(f) + 2L \cdot W_1(\mu_S^X, \mu_T^X) + (\mathcal{E}_S(f') + \mathcal{E}_T(f')). \end{aligned}$$

and the result follows by taking the min over  $f'$ . □

Next, we prove Theorem 2. The main idea behind the proof is that under our setup and assumptions,  $\mathcal{E}_S$  and  $\mathcal{E}_T$  can be written as expectations of Lipschitz functions of  $Z \sim \mu_S^Z$  and  $\mu_T^Z$ , respectively, so by Definition 3 their difference is upper bounded by  $W_1(\mu_S^Z, \mu_T^Z)$  times the Lipschitz constant.

While omitted, Theorem 2 can be extended to the cutoff version of the ranking metric  $u$  with a simple modification of the proof. Also, a finite sample generalization bound could be obtained using e.g. Rademacher complexity, additionally assuming Lipschitzness of the end-to-end scorer (Ben-David et al., 2007; Shalev-Shwartz & Ben-David, 2014).

*Proof of Theorem 2.* Fix  $g \in \mathcal{G}$ , which by Assumption 4, when restricted to  $\text{supp}(\mu_S^X)$ , has an  $L_g$ -Lipschitz inverse  $g^{-1}$ . Define function  $\epsilon_{h,g} : \mathcal{Z} \rightarrow \mathbb{R}_{\geq 0}$  for a given  $h : \mathcal{Z} \rightarrow \mathbb{R}^\ell$  as

$$\begin{aligned} \epsilon_{h,g}(z) &:= \max_{r \in S_\ell} u(r, y_S \circ g^{-1}(z)) - \mathbb{E}_{R \sim p_{\exp(h(z))}} [u(R, y_S \circ g^{-1}(z))] \\ &= \max_{r \in S_\ell} u(r, y_S \circ g^{-1}(z)) - \sum_{r \in S_\ell} u(r, y_S \circ g^{-1}(z)) \prod_{i=1}^{\ell} \frac{\exp(h(z)_{I(r)_i})}{\sum_{j=i}^{\ell} \exp(h(z)_{I(r)_j})}, \end{aligned} \quad (2)$$

and note that  $\mathcal{E}_S(h \circ g) = \mathbb{E}_{X \sim \mu_S^X} [\epsilon_{h,g}(g(X))] =: \mathbb{E}_{Z \sim \mu_S^Z} [\epsilon_{h,g}(z)]$ . Analogous statements and analyses in the following discussion hold for  $\mathcal{E}_T$ .

We show that  $\epsilon_{h,g}$  is Lipschitz provided that  $h$  is Lipschitz, from establishing the Lipschitzness of both terms in Eq. (2). For the first term, because  $u$  is  $L_u$ -Lipschitz in  $y_S \circ g^{-1}(z)$  and  $y_S \circ g^{-1}(z)$  is in turns  $L_y L_g$ -Lipschitz in  $z$  by Assumptions 1 and 2,  $z \mapsto u(r, y_S \circ g^{-1}(z))$  is  $L_u L_y L_g$ -Lipschitz in  $z$  for any fixed  $r \in S_\ell$ , and by Fact 6 so is  $z \mapsto \max_{r \in S_\ell} u(r, y_S \circ g^{-1}(z))$ .

Next, we show that the second term is (Euclidean) Lipschitz in both  $y_S \circ g^{-1}(z) =: y$  and  $h(z) =: s$ . By Jensen's inequality and Fact 6,

$$\|\nabla_y \mathbb{E}_{R \sim p_{\exp(s)}} [u(R, y)]\|_2 = \|\mathbb{E}_{R \sim p_{\exp(s)}} [\nabla_y u(R, y)]\|_2 \leq \mathbb{E}_{R \sim p_{\exp(s)}} [\|\nabla_y u(R, y)\|_2] \leq L_u.$$

And by the definition that  $\nabla_x f(x) = [\frac{\partial}{\partial x_1} f(x), \dots, \frac{\partial}{\partial x_d} f(x)]$  for any  $f : \mathbb{R}^d \rightarrow \mathbb{R}$ ,

$$\begin{aligned} \|\nabla_s \mathbb{E}_{R \sim p_{\exp(s)}} [u(R, y)]\|_2 &\leq \|\nabla_s \mathbb{E}_{R \sim p_{\exp(s)}} [u(R, y)]\|_1 \\ &= \sum_{m=1}^{\ell} \left| \sum_{r \in S_\ell} u(r, y) \left( \frac{\partial}{\partial s_{I(r)_m}} \prod_{i=1}^{\ell} \frac{\exp(s_{I(r)_i})}{\sum_{j=i}^{\ell} \exp(s_{I(r)_j})} \right) \right| \\ &= \sum_{m=1}^{\ell} \left| \sum_{r \in S_\ell} u(r, y) \sum_{i=1}^{\ell} \left( \frac{\partial}{\partial s_{I(r)_m}} \frac{\exp(s_{I(r)_i})}{\sum_{j=i}^{\ell} \exp(s_{I(r)_j})} \right) \prod_{n \neq i} \frac{\exp(s_{I(r)_n})}{\sum_{j=n}^{\ell} \exp(s_{I(r)_j})} \right| \\ &= \sum_{m=1}^{\ell} \sum_{r \in S_\ell} u(r, y) \left( \prod_{n=1}^{\ell} \frac{\exp(s_{I(r)_n})}{\sum_{j=n}^{\ell} \exp(s_{I(r)_j})} \right) \left| \sum_{i=1}^m \left( \mathbb{1}(m=i) - \frac{\exp(s_{I(r)_m})}{\sum_{j=i}^{\ell} \exp(s_{I(r)_j})} \right) \right| \\ &\leq B \sum_{m=1}^{\ell} \sum_{r \in S_\ell} \left( \prod_{n=1}^{\ell} \frac{\exp(s_{I(r)_n})}{\sum_{j=n}^{\ell} \exp(s_{I(r)_j})} \right) \sum_{i=1}^m \left( \mathbb{1}(m=i) + \frac{\exp(s_{I(r)_m})}{\sum_{j=i}^{\ell} \exp(s_{I(r)_j})} \right) \\ &= B \sum_{r \in S_\ell} \left( \prod_{n=1}^{\ell} \frac{\exp(s_{I(r)_n})}{\sum_{j=n}^{\ell} \exp(s_{I(r)_j})} \right) \sum_{i=1}^{\ell} \sum_{m=i}^{\ell} \left( \mathbb{1}(m=i) + \frac{\exp(s_{I(r)_m})}{\sum_{j=i}^{\ell} \exp(s_{I(r)_j})} \right) \\ &= B \sum_{r \in S_\ell} \left( \prod_{n=1}^{\ell} \frac{\exp(s_{I(r)_n})}{\sum_{j=n}^{\ell} \exp(s_{I(r)_j})} \right) \left( \ell + \sum_{i=1}^{\ell} \frac{\sum_{m=i}^{\ell} \exp(s_{I(r)_m})}{\sum_{j=i}^{\ell} \exp(s_{I(r)_j})} \right) \\ &= 2B\ell \sum_{r \in S_\ell} \left( \prod_{n=1}^{\ell} \frac{\exp(s_{I(r)_n})}{\sum_{j=n}^{\ell} \exp(s_{I(r)_j})} \right) = 2B\ell, \end{aligned}$$

where the second equality is due to the product rule, the third equality to the identity  $\frac{d}{dx_j} \text{softmax}(x)_i = \text{softmax}(x)_i (\mathbb{1}(i=j) - \text{softmax}(x)_j)$ , the last inequality to Assumption 1, and the last equality to recognizing the pmf of the P-L model (Definition 5). Provided that  $h \in \text{Lip}(L_h)$



by Assumption 3, the two results above imply that the second term in Eq. (2) is Lipschitz: for all  $z, z' \in \mathcal{Z}$ ,

$$\begin{aligned}
& \left| \mathbb{E}_{R \sim p_{\exp(h(z))}}[u(R, y_S \circ g^{-1}(z))] - \mathbb{E}_{R \sim p_{\exp(h(z'))}}[u(R, y_S \circ g^{-1}(z'))] \right| \\
& \leq \left| \mathbb{E}_{R \sim p_{\exp(h(z))}}[u(R, y_S \circ g^{-1}(z))] - \mathbb{E}_{R \sim p_{\exp(h(z))}}[u(R, y_S \circ g^{-1}(z'))] \right| \\
& \quad + \left| \mathbb{E}_{R \sim p_{\exp(h(z))}}[u(R, y_S \circ g^{-1}(z'))] - \mathbb{E}_{R \sim p_{\exp(h(z'))}}[u(R, y_S \circ g^{-1}(z'))] \right| \\
& \leq L_u \|y_S \circ g^{-1}(z) - y_S \circ g^{-1}(z')\|_2 + 2B\ell \|h(z) - h(z')\|_2 \\
& \leq (L_u L_y L_g + 2B\ell L_h) d_{\mathcal{Z}}(z, z').
\end{aligned}$$

Combining the two parts, we have that  $\epsilon_{h,g}$  is  $2(L_u L_y L_g + B\ell L_h)$ -Lipschitz in  $z$ .

Finally, by Fact 6 and Definition 3, for all  $g \in \mathcal{G}$  and  $h, h' \in \mathcal{H}$ ,

$$\begin{aligned}
\mathcal{E}_T(h \circ g) &= \mathcal{E}_S(h \circ g) + (\mathcal{E}_T(h \circ g) - \mathcal{E}_T(h' \circ g)) - (\mathcal{E}_S(h \circ g) + \mathcal{E}_S(h' \circ g)) \\
& \quad + (\mathcal{E}_S(h' \circ g) + \mathcal{E}_T(h' \circ g)) \\
& \leq \mathcal{E}_S(h \circ g) + (\mathcal{E}_T(h \circ g) - \mathcal{E}_T(h' \circ g)) - (\mathcal{E}_S(h \circ g) - \mathcal{E}_S(h' \circ g)) \\
& \quad + (\mathcal{E}_S(h' \circ g) + \mathcal{E}_T(h' \circ g)) \\
& = \mathcal{E}_S(h \circ g) + \mathbb{E}_{Z \sim \mu_T^Z}[\epsilon_{h,g}(Z) - \epsilon_{h',g}(Z)] - \mathbb{E}_{Z \sim \mu_S^Z}[\epsilon_{h,g}(Z) - \epsilon_{h',g}(Z)] \\
& \quad + (\mathcal{E}_S(h' \circ g) + \mathcal{E}_T(h' \circ g)) \\
& \leq \mathcal{E}_S(h \circ g) + \sup_{q \in \text{Lip}(4(L_u L_y L_g + B\ell L_h))} (\mathbb{E}_{Z \sim \mu_T^Z}[q(Z)] - \mathbb{E}_{Z \sim \mu_S^Z}[q(Z)]) \\
& \quad + (\mathcal{E}_S(h' \circ g) + \mathcal{E}_T(h' \circ g)) \\
& \leq \mathcal{E}_S(h \circ g) + 4(L_u L_y L_g + B\ell L_h) \cdot W_1(\mu_S^Z, \mu_T^Z) + (\mathcal{E}_S(h' \circ g) + \mathcal{E}_T(h' \circ g)),
\end{aligned}$$

and the result follows by taking the min over  $h'$ .  $\square$

In the following, we verify the Lipschitzness of RR and NDCG.

*Proof of Corollary 3.* Because  $\text{RR} \leq 1$  uniformly and  $\|y - y'\|_2 \geq 1$  for all  $y, y' \in \{0, 1\}^\ell, y \neq y'$ , so  $y \mapsto \text{RR}(r, y)$  is 1-Lipschitz.  $\square$

*Proof of Corollary 4.* We show that

$$y \mapsto \text{NDCG}(r, y) := \frac{\text{DCG}(r, y)}{\text{IDCG}(y)} = \left( \sum_{i=1}^{\ell} \frac{y_i}{\log(r_i^* + 1)} \right)^{-1} \sum_{i=1}^{\ell} \frac{y_i}{\log(r_i + 1)}$$

is Lipschitz. Note that  $\text{IDCG}(y) = \max_r \text{DCG}(r, y)$ , a max of continuous functions, is piecewise continuous in  $y$  where each piece is defined by an  $r' \in S_\ell: \{y : r' = \arg \max_r \text{DCG}(r, y)\}$ .

Let  $r \in S_\ell$ , and  $y, y' \in \mathbb{R}^\ell$  s.t.  $\arg \max_{r'} \text{DCG}(r', y) = \arg \max_{r'} \text{DCG}(r', y') =: r^*$ , i.e., they are on the same piece for IDCG. Then for any  $k \in \{1, \dots, \ell\}$ ,

$$\begin{aligned}
& \left| \frac{\partial}{\partial y_k} \text{NDCG}(r, y) \right| \\
& = \left| \text{IDCG}(y)^{-1} \cdot \frac{\partial}{\partial y_k} \sum_{i=1}^{\ell} \frac{y_i}{\log(r_i + 1)} - \text{DCG}(r, y) \cdot \left( \frac{\partial}{\partial y_k} \sum_{i=1}^{\ell} \frac{y_i}{\log(r_i^* + 1)} \right)^{-2} \right| \\
& \leq \left| \text{IDCG}(y)^{-1} \cdot \log(r_k + 1)^{-1} \right| + \left| \text{DCG}(r, y) \cdot \log(r_k^* + 1)^2 \right| \\
& \leq \left| \text{IDCG}(y)^{-1} \cdot \log(2)^{-1} \right| + \left| \text{DCG}(r, y) \cdot \log(\ell + 1)^2 \right| \\
& \leq U_{\min}^{-1} + U_{\max} \log(\ell + 1)^2,
\end{aligned}$$

so NDCG is  $\sqrt{\ell}(U_{\min}^{-1} + U_{\max} \log(\ell + 1)^2)$ -Lipschitz by Fact 6.  $\square$

*Proof of Proposition 5.* First,

$$\begin{aligned}
W_1(\mu_S^Z, \mu_T^Z) &= \inf_{\gamma \in \Gamma(\mu_S^Z, \mu_T^Z)} \int_{\mathcal{Z} \times \mathcal{Z}} d(z, z') d\gamma(z, z') \leq B \inf_{\gamma \in \Gamma(\mu_S^Z, \mu_T^Z)} \int_{\mathcal{Z} \times \mathcal{Z}} \mathbb{1}(z \neq z') d\gamma(z, z') \\
&= B \left( 1 - \sup_{\gamma \in \Gamma(\mu_S^Z, \mu_T^Z)} \int_{\mathcal{Z} \times \mathcal{Z}} \mathbb{1}(z = z') d\gamma(z, z') \right) \\
&= B \left( 1 - \int_{\mathcal{Z}} \min(\mu_S^Z(z), \mu_T^Z(z)) dz \right) \\
&= B \int_{\mathcal{Z}} \max(0, \mu_T^Z(z) - \mu_S^Z(z)) dz = \frac{B}{2} \int_{\mathcal{Z}} |\mu_T^Z(z) - \mu_S^Z(z)| dz,
\end{aligned}$$

because  $\int \mu_T^Z(z) - \mu_S^Z(z) dz = 0$ . Note that the last term is the total variation between  $\mu_S^Z, \mu_T^Z$ .

On the other hand, define  $\hat{Y}(z) := \mathbb{1}(f_{\text{ad}}(z) \geq 0)$ . Then the balanced total error rate of  $\hat{Y}$  on predicting the domain identities is

$$\text{Err}(\hat{Y}) := \int_{\mathcal{Z}} \left( \hat{Y}(z) \mu_S^Z(z) + (1 - \hat{Y}(z)) \mu_T^Z(z) \right) dz = 1 + \int_{\mathcal{Z}} \left( \hat{Y}(z) - \frac{1}{2} \right) (\mu_S^Z(z) - \mu_T^Z(z)) dz.$$

This quantity is minimized with  $\hat{Y}^*(z) = \mathbb{1}(\mu_T^Z(z) \geq \mu_S^Z(z))$ , whereby

$$\text{Err}(\hat{Y}^*) = 1 - \frac{1}{2} \int_{\mathcal{Z}} |\mu_S^Z(z) - \mu_T^Z(z)| dz \leq 1 - \frac{1}{B} W_1(\mu_S^Z, \mu_T^Z).$$

The result follows from an algebraic rearrangement of the terms.  $\square$

## B ADDITIONAL EXPERIMENTS ON PASSAGE RERANKING AND DETAILS

In this section, additional experiment results for unsupervised domain adaptation on the passage reranking task considered in Section 5 are provided, along with case studies on ListDA vs. zero-shot and QGen PL (Tables 8 and 9), hyperparameter settings (Appendix B.1) and details on the construction of training example lists (Appendix B.2).

**Pairwise Logistic Ranking Loss.** Besides the listwise softmax cross-entropy loss (Eq. (1)) in Section 5, we also experimented with the pairwise logistic ranking loss (Burgess et al., 2005):

$$\ell_{\text{rank}}(s, y) = - \sum_{i=1}^{\ell} \sum_{j=1}^{\ell} \mathbb{1}(y_i > y_j) \log \left( \frac{\exp(s_i)}{\exp(s_i) + \exp(s_j)} \right).$$

The results with this training loss function on the Robust04 dataset are in Table 2a. It is observed that the pairwise logistic loss does not perform better than softmax cross-entropy (cf. Table 1; see also (Jagerman et al., 2022b)), hence further experiments with this loss were not pursued.

As an implementation remark, in this set of experiments, we did not perform pairwise comparisons to obtain the predicted rank assignments during inference due to the high time complexity (the loss is still aggregated pairwise during training, but on smaller truncated lists as described in Appendix B.2). Whether or not the forward pass of the model involves pairwise computations is orthogonal to our theory, which is applicable to any (pointwise, pairwise or listwise) model as long as we can gather list-level representations. While not pursued in this work, a list-level invariant representation learning method could be instantiated on pairwise models e.g. DuoT5 (Pradeep et al., 2021), as we did for listwise models in Section 4 as inspired by Theorem 2.

**ListDA + QGen PL Method and Signal-1M Dataset.** We experiment with supplementing ListDA with QGen pseudolabels by (uniformly) combining the training objectives of ListDA and QGen PL methods (**ListDA + QGen PL**). The results on the three datasets considered in Section 5 are included in Table 2b. This method is also applied on the Signal-1M (RT) dataset (Suarez et al., 2018), with results in Table 3. It is noted that reranking using neural rerankers transferred from MS

Table 2: Transfer performance of RankT5 on top 1000 BM25-retrieved passages; in addition to Table 1 results.

(a) With pairwise logistic ranking loss in place of softmax cross-entropy on Robust04.

Target Domain	Method	MAP	MRR@10	NDCG@5	NDCG@10	NDCG@20
Robust04	Zero-shot	0.2656	0.7894	0.5671	0.5163	0.4729
	QGen PL	0.2776*	0.7975	0.5576	0.5267	0.4892*
	ItemDA	0.2766*	0.8021	0.5794	0.5355*	0.4917*
	ListDA	<b>0.2893</b> * <sup>†‡</sup>	<b>0.8103</b>	<b>0.5935</b> * <sup>†‡</sup>	<b>0.5524</b> * <sup>†‡</sup>	<b>0.5044</b> * <sup>†‡</sup>

Source domain is MS MARCO. Gain function in NDCG is the identity map. \*Improves upon zero-shot baseline with statistical significance ( $p \leq 0.05$ ) under the two-tailed Student's  $t$ -test. <sup>†</sup>Improves upon QGen PL. <sup>‡</sup>Improves upon ItemDA.

(b) With ListDA + QGen PL method.

Target Domain	Method	MAP	MRR@10	NDCG@5	NDCG@10	NDCG@20
Robust04		0.2851* <sup>†</sup>	0.8039 <sup>†</sup>	0.5761 <sup>†</sup>	0.5386 <sup>†</sup>	0.4975 <sup>†</sup>
TREC-COVID	ListDA + QGen PL	0.3168	0.8950	0.8539	0.8292	0.7820
BioASQ		0.6538* <sup>‡</sup>	0.5158	0.5547 <sup>‡</sup>	0.5671* <sup>‡</sup>	0.5931* <sup>‡</sup>

Source domain is MS MARCO. Gain function in NDCG is the identity map. \*Improves upon zero-shot baseline with statistical significance ( $p \leq 0.05$ ) under the two-tailed Student's  $t$ -test. <sup>†</sup>Improves upon QGen PL. <sup>‡</sup>Improves upon ItemDA.

Table 3: Transfer performance of RankT5 on top 1000 BM25-retrieved passages on Signal-1M.

Target Domain	Method	MAP	MRR@10	NDCG@5	NDCG@10	NDCG@20
Signal-1M	BM25	<b>0.1740</b>	<b>0.5765</b>	<b>0.3639</b>	<b>0.3215</b>	<b>0.2905</b>
	Zero-shot	0.1511	0.4804	0.3068	0.2685	0.2410
	QGen PL	0.1541	0.5043	0.3238	0.2799	0.2497
	ListDA	0.1456	0.4629	0.3002	0.2602	0.2328
	ListDA + QGen PL	0.1549	0.5170	0.3261	0.2817	0.2505

Source domain is MS MARCO. Gain function in NDCG is the identity map.

MARCO source domain does not perform better than BM25 on Signal-1M, which is also observed in prior work (Thakur et al., 2021; Liang et al., 2022). This does not mean that neural rerankers are worse than BM25, but that MS MARCO is not a good choice as the source domain when Signal-1M is the target because of the arguably large domain shift between tweet retrieval and MS MARCO web search—qualitatively, it can be seen from Table 7 that the text styles and task semantics of the two domains are very different. Hence, the following discussions on Signal-1M results focus on reranking models.

On Signal-1M, QGen PL improves upon the zero-shot baseline, but ListDA does not, which is likely due to the large domain shift between MS MARCO and Signal-1M that prevented ListDA from finding the correct source-target feature alignment without supervision. With QGen pseudolabels, ListDA performance improves with + QGen PL, which could have benefited from QGen q-d pairs acting as anchor points for ListDA to find the correct correspondence between source and target.

Overall, ListDA + QGen PL is the only method that consistently improves upon the zero-shot baseline on all four datasets, including Signal-1M, although it underperforms ListDA on the other three. Further improvements to this method may be possible with better strategies for balancing the constituent training objectives of ListDA and QGen PL.

**Case Studies.** In Tables 8 and 9, we include examples where the ranks (top-1) predicted by models trained with ListDA have higher utilities v.s. zero-shot and QGen PL results, respectively, to provide a qualitative understanding of the benefits and advantages of ListDA.

In zero-shot learning, the reranker is trained on MS MARCO general domain data only and directly evaluated on the target domains. When the target domain differs from MS MARCO stylistically or consists of passages containing domain-specific words, as in the TREC-COVID and BioASQ datasets for biomedical retrieval, the zero-shot model, which is barely exposed to the specialized

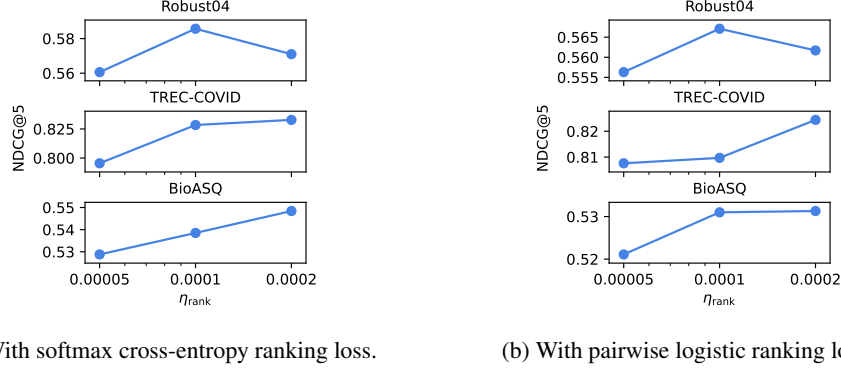


Figure 4: Zero-shot performance under different hyperparameter settings for  $\eta_{\text{rank}}$ .

language usages, may resort to keyword matching. Examples of such cases are presented in Table 8, where the top passages returned by the zero-shot model contain keywords from the query but are irrelevant.

In QGen PL, the reranker is trained on the pseudolabels generated during the query synthesis procedure, treating the passages from which the queries are generated as relevant. However, as remarked in Section 5, because QGen is deployed in a zero-shot manner, the pseudolabels are not guaranteed to be valid, meaning that they could be false positives. This is observed in cases presented in Tables 7 and 9. One specific scenario where false positives hurt transfer performance is when the synthesized queries (of false positive documents) coincide with queries from the evaluation set, which is indeed the case presented in Table 9 on TREC-COVID and BioASQ datasets. Since ListDA does not assume the pseudolabels in its training objective, it does not suffer the same pitfalls as QGen PL.

### B.1 HYPERPARAMETER SETTINGS

We discuss model hyperparameter settings for our passage reranking experiments in this section.

For BM25, we use the implementation of Anserini (Yang et al., 2017), set  $k_1 = 0.82$  and  $b = 0.68$  on MS MARCO source domain, and  $k_1 = 0.9$  and  $b = 0.4$  on all target domains without tuning. As in (Thakur et al., 2021), titles are indexed as a separate field with equal weight as the document body, if available.

For the RankT5, the model is fine-tuned from the T5 v1.1 Base checkpoint on a Dragonfish TPU with 8x8 topology for 100,000 steps with a batch size of 32 (each example is a list containing 31 items) per domain. We tune the learning rate  $\eta_{\text{rank}} \in \{5\text{e-}5, 1\text{e-}4, 2\text{e-}4\}$ , and select the one that gives the best zero-shot performance to use on all models for each dataset (see Fig. 4 for zero-shot sweep results). We apply a learning rate schedule on  $\eta_{\text{rank}}$  that decays (exponentially) by a factor of 0.7 every 5,000 steps. Each concatenated query-document text input is truncated to 512 tokens.

For the domain discriminators, there are two hyperparameters: the strength of invariant feature learning  $\lambda$ , and the discriminator learning rate  $\eta_{\text{ad}}$ . We tune both by sweeping  $\lambda \in \{0.01, 0.02\}$ , and  $\eta_{\text{ad}} \in \{10, 20, 40\} \times \eta_{\text{rank}}$ , multiples of the reranker learning rate (see Fig. 3 in Section 5 for ListDA sweep results). The tuned hyperparameter settings for  $\eta_{\text{rank}}$ ,  $\eta_{\text{ad}}$  and  $\lambda$  used in our experiments are included in Table 4.

As a remark on running time, ListDA and ItemDA take roughly the same time to train as QGen PL because the overhead of the domain discriminators is small. Compared to zero-shot, they have double the training time due to data loading: the adaptation methods are trained on target domain data in addition to source domain ones.

### B.2 TRAINING EXAMPLE LIST CONSTRUCTION

Recall from the description in Section 5 that in listwise ranking, the inputs are defined over lists and the invariant representations for domain adaptation are learned at the list level. In other words, the

Table 4: Hyperparameter settings of RankT5 and domain discriminators.

(a) With softmax cross-entropy ranking loss.				
Target Domain	Method	$\eta_{\text{rank}}$	$\eta_{\text{ad}}$	$\lambda$
Robust04	Zero-shot	1e-4	-	-
	QGen PL		-	-
	ItemDA		1e-3	0.01
	ListDA		4e-3	0.01
	ListDA + QGen PL		1e-3	0.02
TREC-COVID	Zero-shot	2e-4	-	-
	QGen PL		-	-
	ItemDA		8e-3	0.01
	ListDA		4e-3	0.01
	ListDA + QGen PL		4e-3	0.02
BioASQ	Zero-shot	2e-4	-	-
	QGen PL		-	-
	ItemDA		4e-3	0.01
	ListDA		8e-3	0.01
	ListDA + QGen PL		4e-3	0.02
Signal-1M	Zero-shot	5e-5	-	-
	QGen PL		-	-
	ListDA		2e-3	0.01
	ListDA + QGen PL		1e-3	0.02
(b) With pairwise logistic ranking loss.				
Target Domain	Method	$\eta_{\text{rank}}$	$\eta_{\text{ad}}$	$\lambda$
Robust04	Zero-shot	1e-4	-	-
	QGen PL		-	-
	ItemDA		2e-3	0.01
	ListDA		2e-3	0.01

ranking loss and the adversarial loss need to be computed on ranking scores and feature representations that the model outputs on lists of documents (containing both relevant and irrelevant ones) for each query.

Under our reranking setup, each list would be the top- $r$  documents retrieved by BM25 on a query, and we set  $r = 1000$  in our experiments. However, there are two complications. The first is that due to memory constraints, it is not feasible to feed all 1000 documents from each list simultaneously through the T5 encoder during training. The second is that the source domain MS MARCO dataset only contains annotations of one relevant document per query, meaning that out of the 1000 documents retrieved by BM25 for each query, we would only know that one of them is relevant; the ground-truth relevance scores for the remaining 999 documents are unknown.

**Example List Construction with Negative Sampling.** To address both issues, we truncate the list to length  $\ell = 31$  during training and perform random negative sampling from the BM25 results to gather irrelevant documents.

On the MS MARCO source domain, given a query  $q$  and top 1000 documents retrieved by BM25,  $d_1, \dots, d_{1000}$ , we construct the example list with the one document  $d^*$  labeled as relevant in the dataset along with 30 randomly sampled documents  $d_{N_1}, \dots, d_{N_{30}}$  treated as irrelevant, and get  $x = ([q, d^*], [q, d_{N_1}], \dots, [q, d_{N_{30}}])$  and  $y = (1, 0, \dots, 0)$ .

For the target domains, we perform the same procedure. Given a QGen synthesized query and the top 1000 documents retrieved by BM25, the example list consists of the pseudolabeled document  $\hat{d}$  (i.e., the document with which the query was synthesized) and 30 randomly sampled irrelevant documents, so that  $x = ([q, \hat{d}], [q, d_{N_1}], \dots, [q, d_{N_{30}}])$  and  $y = (1, 0, \dots, 0)$ . Note that the pseudolabels  $y$  are used by QGen PL but discarded by ListDA.

**Reducing MS MARCO False Negatives.** One potential problem that arises from negative sampling is that the constructed lists may contain false negatives (i.e., relevant documents that are incor-

rectly marked as irrelevant); in fact, false negatives are prevalent in the MS MARCO dataset. While these false negatives are mostly harmless for source domain supervised training because the effects are canceled out by training on the true positive documents to which they are similar with positive labels, they negatively affect the alignment of the source and target domain features in unsupervised invariant representation learning.

One such negative effect is that the duplicates in the lists (which have identical feature vectors) will cause ListDA to collapse distinct documents on the target domain to the same feature vector for achieving alignment, which is an artifact that will cause information loss in the target domain feature representations. Another is that the inclusion of duplicates may alter the marginal distribution of scores on the source domain (see the discussion on (Zhao et al., 2019) in Section 6), resulting in complications for feature alignment.

To lower the chance of selecting false negatives on MS MARCO, we rerank each BM25-retrieved result using a ranker that is pretrained on MS MARCO, and sample negatives from documents that are ranked at 300 or higher, since the duplicates and relevant documents will be concentrated at the top (Qu et al., 2021). We only apply this method when constructing source domain lists for feature alignment (namely, in ListDA and ItemDA), and it only affects the computation of adversarial loss. This sampling method does not apply to target domains because we do not have reliable pretrained rankers. It is also not used for source domain supervised training (i.e., the computation of ranking loss), as reduced performance was observed in our preliminary experiments with this method, likely due to the exclusion of “hard” negatives.

## C EXPERIMENTS ON YAHOO! LETOR DATASET

Our method is also evaluated on the ranking task from the Yahoo! Learning to Rank Challenge v2.0 (Chapelle & Chang, 2011). This is a web search ranking dataset in numerical format, where each item is represented by a 700-d vector with values in the range of  $[0, 1]$ . It has two subsets, called “Set 1” and “Set 2”, whose data originate from the US and an Asian country, respectively. Among the 700 features, 415 are defined on both sets (shared), and the other 285 are defined only on Set 1 or 2 only (disjoint); we hence write each item  $x := [x_{\text{shared}}, x_{\text{disjoint}}]$  as a concatenation of shared features  $x_{\text{shared}} \in \mathbb{R}^{415}$  and disjoint ones  $x_{\text{disjoint}} \in \mathbb{R}^{285}$ .

We consider unsupervised domain adaptation from Set 1 to Set 2. Our code is implemented with the Hugging Face Transformers library (Wolf et al., 2020).

**Models.** Our models have the same setup as that of the passage reranking experiments in Section 5, except that the T5 reranker is replaced by a three-hidden-layer MLP following (Zhuang et al., 2020), and we treat the list of 256-d outputs on the second layer as feature representations.

$$g(x)_i = v_i = \text{ReLU}\left(W_3 \begin{bmatrix} \text{ReLU}(W_2 \text{ReLU}(W_1 x_{i,\text{shared}} + b_1) + b_2) \\ \text{ReLU}(W'_2 \text{ReLU}(W'_1 x_{i,\text{disjoint}} + b'_1) + b'_2) \end{bmatrix} + b_3\right),$$

$$h(x)_i = s_i = W_4 v_i + b_4,$$

where  $W_1 \in \mathbb{R}^{1024 \times 415}$ ,  $W'_1 \in \mathbb{R}^{1024 \times 285}$ ,  $W_2, W'_2 \in \mathbb{R}^{256 \times 1024}$ ,  $W_3 \in \mathbb{R}^{256 \times 512}$ , and  $W_4 \in \mathbb{R}^{1 \times 256}$ , all randomly initialized.

Each model in the ensemble of five domain discriminators is a stack of three T5 encoder transformer blocks, with 4 attention heads (num\_heads), size-32 key, query and value projections per attention head (d\_kv), and size-1024 intermediate feedforward layers (d\_ff).

**Results.** The results are presented in Table 5. Considering the small dataset size and number of training steps, each method is evaluated by an ensemble of five separately trained models to reduce the variance in the results due to the randomness in the initialization and the training process. Since Yahoo! LETOR is annotated with 5-level relevancy, the scores are binarized for MAP and MRR metrics by mapping 0 (bad) and 1 (fair) to negative, and 2 (good), 3 (excellent), 4 (perfect) to positive. Thanks to the availability of labeled data on Set 2, we also include **supervised** results as an upper bound for unsupervised domain adaptation, where the model is trained on labeled data from both Set 1 and 2.

Table 5: Transfer performance of 3-layer MLP ranker on Yahoo! LETOR (Set 2).

Target Domain	Method	MAP	MRR@10	NDCG@5	NDCG@10	NDCG@20
Yahoo! LETOR (Set 2)	Zero-shot	0.5138	0.6558	0.7302	0.7627	0.8199
	Supervised	0.5389	0.6785	0.7523	0.7829	0.8341
	ItemDA	0.5315*	0.6717*	0.7402*	0.7708*	0.8255*
	ListDA	<b>0.5370</b> *‡	<b>0.6771</b> *‡	<b>0.7442</b> *‡	<b>0.7735</b> *‡	<b>0.8269</b> *‡

Source domain is Yahoo! LETOR (Set 1). Gain function in NDCG is the identity map. Bold indicates the best unsupervised result. Results are from ensembles of five models. \*Improves upon zero-shot baseline with statistical significance ( $p \leq 0.05$ ) under the two-tailed Student's  $t$ -test. ‡Improves upon ItemDA. Significance tests are not performed on supervised results.

Table 6: Hyperparameter settings of 3-layer MLP ranker and domain discriminators.

Target Domain	Method	$\eta_{\text{rank}}$	$\eta_{\text{ad}}$	$\lambda$
Yahoo! LETOR (Set 2)	Zero-shot	4e-4	-	-
	Supervised	4e-5	-	-
	ItemDA	2e-4	4e-4	0.4
	ListDA	2e-4	1.6e-3	0.1

ListDA achieves the best unsupervised transfer performance. In particular, the favorable comparison of ListDA to ItemDA again corroborates our discussion in Section 3 that list-level invariant representation learning is more appropriate for listwise ranking (although their gap is smaller compared to passage reranking results (Table 1), which we suspect is because the weak contextual (query) information for defining the list structure on the data is too weak in this numerical dataset).

**Hyperparameters.** The model is trained from scratch on an NVIDIA A6000 GPU for 5,000 steps with a batch size of 32 (each example is a list containing one to no more than 140 items) per domain. We apply a learning rate schedule on  $\eta_{\text{rank}}$  that decays (exponentially) by a factor of 0.7 every 500 steps.

We exhaustively tune the learning rates of the ranker and the domain discriminator, together with the strength of feature alignment  $\lambda$ , by performing grid search over their combinations:  $\eta_{\text{rank}} \in \{1\text{e-}5, 2\text{e-}5, 4\text{e-}5, 8\text{e-}5, 1\text{e-}4, 2\text{e-}4, 4\text{e-}4, 8\text{e-}4, 1\text{e-}3\}$ ,  $\eta_{\text{ad}} \in \{0.2, 0.4, 0.8, 1, 2, 4, 8, 10\} \times \eta_{\text{rank}}$ , and  $\lambda \in \{0.01, 0.02, 0.04, 0.08, 0.1, 0.2\}$ . The tuned settings are included in Table 6.

Table 7: Samples of test set relevant q-d pairs and QGen synthesized q-d pairs from domains considered in Section 5 passage reranking experiments. Truncated or omitted texts are indicated by “[...]”.

Dataset	Ground-Truth Relevant Q-D Pairs	QGen Q-D Pairs
MS MARCO	<p>D: What is cartography? A. the science of map-making B. the science of shipbuilding C. the science of charting direction on a ship D. the science of measuring distances on the ocean. Cartography is the science of map making A.</p> <p>Q: what is the science of mapmaking called</p> <p>D: The flu shot also contains the following ingredients: sodium phosphate &amp; buffered isotonic sodium chloride solution, formaldehyde, octylphenol ethoxylate, and gelatin, according to the FDA.</p> <p>Q: what’s in the flu shot</p>	-
TREC-COVID	<p>D: An Evidence Based Perspective on mRNA-SARS-CoV-2 Vaccine Development. [...] The production of mRNA-based vaccines is a promising recent development in the production of vaccines. However, there remain significant challenges in the development [...]</p> <p>Q: what is known about an mRNA vaccine for the SARS-CoV-2 virus?</p> <p>D: The possible pathophysiology mechanism of cytokine storm in elderly adults with COVID-19 infection: the contribution of “inflammation-aging”. PURPOSE: Novel Coronavirus disease 2019 (COVID-19), is an acute respiratory distress syndrome (ARDS), [...]</p> <p>Q: What is the mechanism of cytokine storm syndrome on the COVID-19?</p>	<p>D: Impact of arterial load on the agreement between pulse pressure analysis and esophageal Doppler. INTRODUCTION. The reliability of pulse pressure analysis to estimate cardiac output is known to be affected by arterial load changes. [...]</p> <p>QGen: what is arterial load for pulse pressure analysis</p> <p>D: Opportunity Costs Pacifism. If the resources used to wage wars could be spent elsewhere and save more lives, does this mean that wars are unjustified? This article considers this question, which has been largely overlooked by Just War Theorists and pacifists. It focuses on whether the opportunity costs of war [...]</p> <p>QGen: opportunity cost pacifism</p>
BioASQ	<p>D: The role of extended-release amantadine for the treatment of dyskinesia in Parkinson’s disease patients. [...] Extended-release amantadine (amantadine ER) is the first approved medication for the treatment of dyskinesia. When it is given at bedtime, it [...]</p> <p>Q: Is amantadine ER the first approved treatment for akinesia?</p> <p>D: [...] We investigated the health-related quality of life (HRQoL) of long-term prostate cancer patients who received leuporelin acetate in microcapsules (LAM) for androgen-deprivation therapy (ADT). [...]</p> <p>Q: Can leuporelin acetate be used as androgen deprivation therapy?</p>	<p>D: Subluxation of the femoral head in coxa plana. Twenty-two patients who had severe coxa plana had closed reduction for lateral subluxation of the femoral head, [...] The average age when the patients were first seen was eight years and six months. [...]</p> <p>QGen: average age of femoral subluxation</p> <p>D: [...] a comparison of proxy assessment and patient self-rating using the disease-specific Huntington’s disease health-related quality of life questionnaire (HDQoL). [...] Specific Scales of the HDQoL. On the Specific Hopes and Worries Scale, proxies on average rated HrQoL as better than patients’ [...]</p> <p>QGen: which scale is used for proxy assessment of hrqol</p>
Signal-1M	<p>D: BJP terms party MP R.K Singh’s allegation that money has changed hands for tickets in #BiharPolls as baseless.</p> <p>Q: Party MP calls BJP ‘Baura Jayewala Party’</p> <p>D: Kerry: US plans military talks with Russia over Syria</p> <p>Q: Kerry: US plans military talks with Russia over Syria</p>	<p>D: Black lives matter: thoughts from the delivery ward in St. Louis: #mustread</p> <p>QGen: where is black lives matter?</p> <p>D: RETWEET if “Brenda’s Got A Baby” is one of your favorite @2Pac songs. #RIP2Pac</p> <p>QGen: brenda got a baby pac</p>



Table 8: Samples of passage reranking results where ListDA achieves higher utilities v.s. zero-shot. Truncated or omitted texts are indicated by “[...]”.

Dataset	Zero-Shot Top Results (Ground-Truth Irrelevant)	ListDA Top Results (Ground-Truth Relevant)
Robust04	<p>Q: Find information on prostate cancer detection and treatment.</p> <p>D: [...] FIRST PATIENT UNDERGOES GENE INSERTION IN CANCER TREATMENT [...] This first round of gene transfer experiments, in which a gene was inserted into a patient’s white blood cells, is not expected to directly benefit an individual patient. Instead, the inserted gene is being used to track the movement in the body of the cancer-fighting white blood cells. [...] Inserting human genes to repair defects may one day help with a host of inherited disorders, [...]</p>	<p>D: [...] Little knowledge goes a long way - Cancer of the prostate need not be a killer / Health Check. Earlier this year, 13-year-old [...] died from cancer of the bladder and prostate. His death is a grim reminder that no male should consider himself immune from waterworks trouble. The prostate, a gland about the size and shape of a chestnut, lies deep in the pelvis just below the bladder. Because it surrounds the urethra, it has the potential to block the flow of urine completely. [...]</p>
TREC-COVID	<p>Q: What are the longer-term complications of those who recover from COVID-19?</p> <p>D: [...] Our previous experience with members of the same corona virus family (SARS and MERS) which have caused two major epidemics in the past albeit of much lower magnitude, has taught us that the harmful effect of such outbreaks are not limited to acute complications alone. Long term cardiopulmonary, glucometabolic and neuropsychiatric complications have been documented following these infections. [...]</p>	<p>D: Up to 20-30% of patients hospitalized with coronavirus disease (COVID-19) have evidence of myocardial involvement. Acute cardiac injury in patients hospitalized with COVID-19 is associated with higher morbidity and mortality. There are no data on how acute treatment for COVID-19 may affect convalescent phase or long-term cardiac recovery and function. Myocarditis from other viral pathogens can evolve into overt or sub-clinical myocardial dysfunction, [...]</p>
BioASQ	<p>Q: What is the interaction between WAPL and PDS5 proteins?</p> <p>D: Pds5 and Wpl1 act as anti-establishment factors preventing sister-chromatid cohesion until counteracted in S-phase by the cohesin acetyl-transferase Eso1. [...] Here, we show that Pds5 is essential for cohesin acetylation by Eso1 and ensures the maintenance of cohesion by promoting a stable cohesin interaction with replicated chromosomes. The latter requires Eso1 only in the presence of Wapl, indicating that cohesin stabilization relies on Eso1 only to neutralize the anti-establishment activity. [...]</p>	<p>D: [...] Here, we show that cohesin suppresses compartments but is required for TADs and loops, that CTCF defines their boundaries, and that the cohesin unloading factor WAPL and its PDS5 binding partners control the length of loops. In the absence of WAPL and PDS5 proteins, cohesin forms extended loops, presumably by passing CTCF sites, accumulates in axial chromosomal positions (vermicelli), and condenses chromosomes. [...]</p>

Table 9: Samples of passage reranking results where ListDA achieves higher utilities v.s. QGen PL. Truncated or omitted texts are indicated by “[...]”.

Dataset	QGen PL Top Results (Ground-Truth Irrelevant)	ListDA Top Results (Ground-Truth Relevant)
Robust04	<p>Q: Identify outbreaks of Legionnaires’ disease.</p> <p>D: [...] 3. Care of Patients with Tracheostomy 4. Suctioning of Respiratory Tract Secretions III. Modifying Host Risk for Infection A. Precautions for Prevention of Endogenous Pneumonia 1. Prevention of Aspiration 2. Prevention of Gastric Colonization B. Prevention of Postoperative Pneumonia C. Other Prophylactic Procedures for Pneumonia 1. Vaccination of Patients 2. Systemic Antimicrobial Prophylaxis 3. Use of Rotating “Kinetic” Beds Prevention and Control of Legionnaires’ Disease [...]</p> <p>QGen: what kind of precautions are used to prevent pneumonia</p>	<p>D: [...] LEGIONNAIRE’S DISEASE STRIKES 16 AT REUNION IN COLORADO; 3 DIE. An outbreak of legionnaire’s disease at a 50th high school reunion was blamed Thursday for the deaths of three elderly celebrants and the pneumonia-like illness of 13 others. State health officials contacted 250 other people from 21 states who attended the Lamar High School reunion for the classes of 1937 through 1941 but found no new cases, Dr. Ellen Mangione, a Colorado Department of Health epidemiologist, said. [...]</p>
TREC-COVID	<p>Q: what drugs have been active against SARS-CoV or SARS-CoV-2 in animal studies?</p> <p>D: Different treatments are currently used for clinical management of SARS-CoV-2 infection, but little is known about their efficacy yet. Here we present ongoing results to compare currently available drugs for a variety of diseases to find out if they counteract SARS-CoV-2-induced cytopathic effect in vitro. [...] We will provide results as soon as they become available, [...]</p> <p>QGen: what is the treatment for sars</p>	<p>D: [...] the antiviral efficacies of lopinavir-ritonavir, hydroxychloroquine sulfate, and emtricitabine-tenofovir for SARS-CoV-2 infection were assessed in the ferret infection model. [...] all antiviral drugs tested marginally reduced the overall clinical scores of infected ferrets but did not significantly affect in vivo virus titers. Despite the potential discrepancy of drug efficacies between animals and humans, these preclinical ferret data should be highly informative to future therapeutic treatment of COVID-19 patients.</p>
BioASQ	<p>Q: What is the function of the Spt6 gene in yeast?</p> <p>D: As a means to study surface proteins involved in the yeast to hypha transition, human monoclonal antibody fragments (single-chain variable fragments, scFv) have been generated that bind to antigens expressed on the surface of <i>Candida albicans</i> yeast and/or hyphae. [...] To assess <i>C. albicans</i> SPT6 function, expression of the <i>C. albicans</i> gene was induced in a defined <i>S. cerevisiae</i>spt6 mutant. Partial complementation was seen, confirming that the <i>C. albicans</i> and <i>S. cerevisiae</i> genes are functionally related in these species.</p> <p>QGen: what is the function of spt6 gene in candida albicans</p>	<p>D: Spt6 is a highly conserved histone chaperone that interacts directly with both RNA polymerase II and histones to regulate gene expression. [...] Our results demonstrate dramatic changes to transcription and chromatin structure in the mutant, including elevated antisense transcripts at &gt;70% of all genes and general loss of the +1 nucleosome. Furthermore, Spt6 is required for marks associated with active transcription, including trimethylation of histone H3 on lysine 4, previously observed in humans but not <i>Saccharomyces cerevisiae</i>, and lysine 36. [...]</p>