

The Fenchel–Nielsen twist in terms of the cross ratio coordinates

Takeru Asaka

Abstract

We calculate the Fenchel–Nielsen twist in the enhanced Teichmüller space of a marked surface by the cross ratio coordinates.

1 Introduction

The Fenchel–Nielsen twist is a generalization of the Dehn twist. It is a deformation in the Teichmüller space defined by cutting a hyperbolic surface along a simple closed geodesic, rotating one side of the cut relative to the other, and attaching these sides. If the scale of the rotation is equal to the length of the simple closed geodesic, then the Fenchel–Nielsen twist is equal to the Dehn twist.

Thurston’s earthquake deformation is a generalization of the Fenchel–Nielsen twist. It is a deformation cutting a hyperbolic surface along a lamination instead of a simple closed geodesic ([Thu]). An earthquake deformation is one of the main actors of the two-dimensional hyperbolic geometry and used to solve the Nielsen realization problem by Kerckhoff ([Ker]). Moreover, the density of the earthquake flow in the moduli space is studied by Mirzakhani ([Mir]).

AMS Subject Classifications: 51H25

Key words and phrases: enhanced Teichmüller space, Fenchel–Nielsen twist, cross ratio coordinates, earthquake theorem, cluster algebras

In the case of closed surfaces, for any earthquake deformation E , there exists a sequence of the Fenchel–Nielsen twists converging E . In the case of marked surfaces, instead of the Fenchel–Nielsen twists, for any earthquake deformation E , there exists a sequence of earthquake deformations along ideal arcs converging E . We calculated earthquake deformations along ideal arcs ([Asa] and [AIK]).

In this paper, we calculate the Fenchel–Nielsen twist in the enhanced Teichmüller space of a marked surface by the cross ratio coordinates. For a marked surface (Σ, M) and a closed curve C on $\Sigma \setminus M$, we assume that any connected component of $\Sigma \setminus C$ has at least one marked point. Then, we can embed the annulus $A_{1,1}$ with one point on each boundary component into Σ so that $A_{1,1}$ includes C as Figure 1.

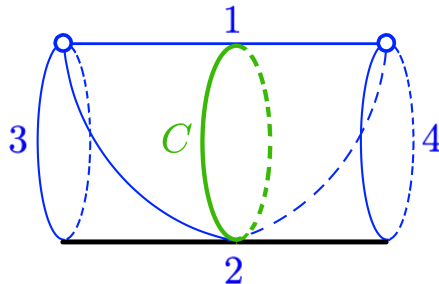


Figure 1: the annulus $A_{1,1}$

We take an element g of the enhanced Teichmüller space $\widehat{\mathcal{T}}(\Sigma)$ of (Σ, M) . Let the cross ratio coordinates of g for the numbered ideal arcs in Figure 1 be (X_1, X_2, X_3, X_4) and the length of the simple closed geodesic on g corresponding to C be $L(f_2)$. We take a rotation parameter $t \in \mathbb{R}_{\geq 0}$.

Theorem 1.1. *In the situation above, the cross ratio coordinates $(X_1(E_{tC}(g)), X_2(E_{tC}(g)), X_3(E_{tC}(g)), X_4(E_{tC}(g)))$ which the Fenchel–Nielsen twist along C with length $tL(f_2)$ acts on are*

$$\begin{aligned}
X_1(E_{tC}(g)) &= X_1 \cdot \frac{2 \left(X_1 X_2 \cosh(L(f_2)) - 2 \sqrt{X_1 X_2} \cosh\left(\frac{L(f_2)}{2}\right) + X_1 + 1 \right) e^{tL(f_2)}}{\left(\left(\sqrt{X_1 X_2} e^{-\frac{L(f_2)}{2}} - X_1 - 1 \right) e^{tL(f_2)} - \left(\sqrt{X_1 X_2} e^{\frac{L(f_2)}{2}} - X_1 - 1 \right) \right)^2}, \\
X_2(E_{tC}(g)) &= X_2 \cdot \frac{\left(\left(\sqrt{X_1 X_2} e^{-\frac{L(f_2)}{2}} - 1 \right) e^{tL(f_2)} - \left(\sqrt{X_1 X_2} e^{\frac{L(f_2)}{2}} - 1 \right) \right)^2}{2 \left(X_1 X_2 \cosh(L(f_2)) - 2 \sqrt{X_1 X_2} \cosh\left(\frac{L(f_2)}{2}\right) + X_1 + 1 \right) e^{tL(f_2)}}, \\
X_3(E_{tC}(g)) &= X_3 \cdot \frac{\left(\sqrt{X_1 X_2} e^{-\frac{L(f_2)}{2}} - X_1 - 1 \right) e^{tL(f_2)} - \left(\sqrt{X_1 X_2} e^{\frac{L(f_2)}{2}} - X_1 - 1 \right)}{\left(\sqrt{X_1 X_2} e^{-\frac{L(f_2)}{2}} - 1 \right) e^{tL(f_2)} - \left(\sqrt{X_1 X_2} e^{\frac{L(f_2)}{2}} - 1 \right)}, \\
X_4(E_{tC}(g)) &= X_4 \cdot \frac{\left(\sqrt{X_1 X_2} e^{-\frac{L(f_2)}{2}} - X_1 - 1 \right) e^{tL(f_2)} - \left(\sqrt{X_1 X_2} e^{\frac{L(f_2)}{2}} - X_1 - 1 \right)}{\left(\sqrt{X_1 X_2} e^{-\frac{L(f_2)}{2}} - 1 \right) e^{tL(f_2)} - \left(\sqrt{X_1 X_2} e^{\frac{L(f_2)}{2}} - 1 \right)}.
\end{aligned}$$

Remark 1.2. When t is an integer m , the Fenchel–Nielsen twist becomes the m times Dehn twist and $X_i(E_{tC}(g))$ ($i = 1, \dots, 4$) becomes the rational function of X_i ($i = 1, \dots, 4$).

Also, the Fenchel–Nielsen twist was calculated by the coordinates of triangle length or by the trace coordinates by Garden ([Gar]).

1.1 Motivation from the cluster algebra and future works

From [FG2], the cross ratio coordinates are deeply related to the cluster algebra introduced by Fomin–Zelevinsky [FZ1]. A mutation class \mathbf{s} is one of the subjects in the cluster algebra and associated with the piecewise-linear manifold $\mathcal{X}_{\mathbf{s}}(\mathbb{R}^{\text{trop}})$ homeomorphic to $(\mathbb{R}^{\text{trop}})^n$. Let the fan having the cones, one of whose coordinates of $\mathcal{X}_{\mathbf{s}}(\mathbb{R}^{\text{trop}})$ are all equal to or greater than zero as the full dimensional cones be called the *Fock–Goncharov fan* $\mathfrak{F}_{\mathbf{s}}^+$. We denote the support of the Fock–Goncharov fan as $|\mathfrak{F}_{\mathbf{s}}^+|$.

1. The condition $|\mathfrak{F}_{\mathbf{s}}^+| = \mathcal{X}_{\mathbf{s}}(\mathbb{R}^{\text{trop}})$ is equivalent to the condition \mathbf{s} is of finite type ([FG2]). In this case, we defined a *cluster earthquake map* and proved the earthquake theorem ([AIK]).

2. As for the condition $|\mathfrak{F}_s^+|$ is dense in $\mathcal{X}_s(\mathbb{R}^{\text{trop}})$, some sufficient conditions were given ([Yur1] and [Yur2]). In this case, it may be possible that we define a cluster earthquake map and prove the earthquake theorem by continuous extension of the definition on $|\mathfrak{F}_s^+|$.

The Fenchel–Nielsen twist is an earthquake on the other area than $|\mathfrak{F}_s^+|$. Future prospects are the explicit definition of the cluster earthquake map and another proof of the earthquake theorem by using the formula of the Fenchel–Nielsen twist. For example, we can draw an earthquake map on the enhanced Teichmüller space $\widehat{\mathcal{T}}(A_{1,1})$ for an annulus $A_{1,1}$ with one point on each boundary component in Figure 2. The marked surface $A_{1,1}$ is the simplest case that is not treated in either [BKS] or [AIK].




Figure 2: Each color-coded area is the place where one point of $\widehat{\mathcal{T}}(A_{1,1})$ moves by an earthquake map for each full dimensional cone of \mathfrak{F}_s^+ . The royalblue curve is the locus to which the unit circumference about some cross ratio coordinates on $\mathcal{X}_s(\mathbb{R}^{\text{trop}})$ is moved by an earthquake map. The magenta curve is drawn by the formula of the Fenchel–Nielsen twist in this paper. This is an incomplete figure, as it requires infinite iterations of drawing.

Each full dimensional cone of \mathfrak{F}_s^+ corresponds to the set of measured laminations along an ideal triangulation. We observe that the images of the earthquake map relative to \mathfrak{F}_s^+ asymptotically approach the locus of the Fenchel–Nielsen twist.

2 The enhanced Teichmüller space and the cross ratio coordinates

We start with the same settings as [AIK]. Let Σ be an oriented compact topological surface which may have boundaries and M be a finite subset in Σ . We assume that each boundary component has at least one point of M . We call (Σ, M) a *marked surface*.

Let M_\circ be the intersection of M and the interior of Σ . We define $\Sigma^* := \Sigma \setminus M_\circ$. An *ideal arc* in (Σ, M) is an isotopy class of an arc in Σ^* connecting the points of M without self-intersection except for its endpoints. We require that an ideal arc not to be represented by a boundary segment. A nonempty maximal disjoint collection Δ of ideal arcs without a self-folded triangle is called an *ideal triangulation* of Σ . We assume that there is an ideal triangulation in (Σ, M) . A *labeled triangulation* is an ideal triangulation Δ equipped with a bijection $\ell : I \rightarrow \Delta$, where n is the number of ideal arcs and $I := \{1, \dots, n\}$ is a fixed index set.

Definition 2.1. Let $\text{Hyp}(\Sigma)$ be the set of hyperbolic metrics on $\Sigma \setminus M$ where each point in $M \cap \text{Int}\Sigma$ corresponds to a funnel or a cusp, and each point in $M \cap \partial\Sigma$ corresponds to a spike of a crown. For $h \in \text{Hyp}(\Sigma)$, let $M_\circ^h \subset M_\circ$ denotes the set of punctures that give rise to funnels.

Definition 2.2. 1. For $h \in \text{Hyp}(\Sigma)$, let Σ^h be the hyperbolic surface obtained from $(\Sigma \setminus M, h)$ by truncating the outer side of the shortest closed geodesic in each funnel. For $p \in M_\circ^h$, let ∂_p denote the resulting boundary component.

2. We call an orientation-preserving homeomorphism $f : \text{Int}\Sigma \rightarrow \text{Int}\Sigma^h$ a *signed homeomorphism* if it maps a representative of each ideal arc to a complete geodesic so that

each end incident to $p \in M_o^h$ is mapped to a spiraling geodesic into the geodesic boundary ∂_p in either left or right direction. Given a signed homeomorphism f , its *signature* $\epsilon_f = (\eta_p)_p \in \{+, 0, -\}^{M_o}$ is defined by

$$\eta_p = \begin{cases} + & \text{if } p \in M_o^h \text{ and } f(\alpha_p) \text{ spirals to the left along the geodesic boundary } \partial_p, \\ 0 & \text{if } p \in M_o \setminus M_o^h, \\ - & \text{if } p \in M_o^h \text{ and } f(\alpha_p) \text{ spirals to the right along the geodesic boundary } \partial_p. \end{cases}$$

Here α_p is any ideal arc incident to p . See also Figure 3.

3. We say that two pairs (Σ^{h_i}, f_i) for $i = 1, 2$ are *equivalent* if $f_2 \circ f_1^{-1}$ is homotopic to an isometry $\Sigma^{h_1} \rightarrow \Sigma^{h_2}$, and $\epsilon_{f_1} = \epsilon_{f_2}$. We call the set $\widehat{\mathcal{T}}(\Sigma)$ of the equivalent classes of the pairs (Σ^h, f) the *enhanced Teichmüller space*.

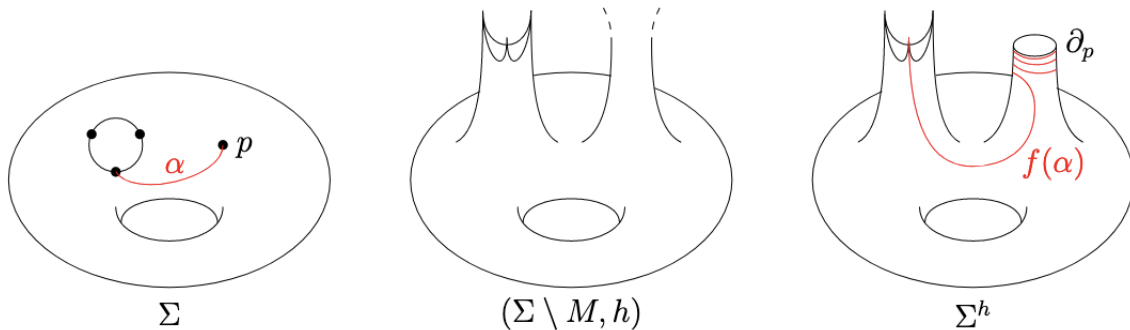


Figure 3: an example of a signature

We introduce the *cross ratio coordinates* into $\widehat{\mathcal{T}}(\Sigma)$. Let \mathbf{H} be the upper half space in the complex plane and $\mathbf{S}_\infty^1 = \mathbb{R} \cup \{\infty\}$ be the boundary of \mathbf{H} .

Definition 2.3. Given a labeled triangulation (Δ, ℓ) and $i \in I$, let \square_i be the unique quadrilateral in Δ containing the ideal arc $\ell(i)$ as a diagonal. For a point $[\Sigma^h, f] \in \widehat{\mathcal{T}}(\Sigma)$, choose a geodesic lift $\widetilde{f(\square_i)} \subset \widetilde{\Sigma^h} \subset \mathbf{H}$ of $f(\square_i)$ with respect to the universal covering $\widetilde{\Sigma^h} \rightarrow \Sigma^h$ determined by the hyperbolic structure h . Let $x, y, z, w \in \mathbf{S}_\infty^1$ be the four ideal vertices of $\widetilde{f(\square_i)}$ in this counter-clockwise order, and assume that x is an endpoint of the lift of $\ell(i)$.

Then we define the *cross ratio coordinate* associated with $i \in I$ by

$$X_i^{(\Delta, \ell)}([\Sigma^h, f]) := [x : y : z : w] > 0,$$

where

$$[x : y : z : w] := \frac{w - x}{w - z} \cdot \frac{z - y}{y - x}$$

denotes the cross ratio of the four points in \mathbf{S}_∞^1 . Since the right-hand side is invariant under Möbius transformations, $X_i^{(\Delta, \ell)}$ does not depend on the choice of the lift $\widetilde{f}(\widetilde{\square}_i)$, and does not change if we choose the other endpoint of $\ell(i)$ as x .

In order to define the Fenchel–Nielsen twist, we give another description of $\widehat{\mathcal{T}}(\Sigma)$. We take $[\Sigma_0^h, f_0] \in \widehat{\mathcal{T}}(\Sigma)$ and denote the closure in $\mathbf{H} \cup \mathbf{S}_\infty^1$ of the lift $\widetilde{\Sigma}_0^h$ of Σ_0^h as $\widetilde{\Sigma}_0^h$. Let $\mathcal{F}_\infty(\Sigma) = \widetilde{\Sigma}_0^h \cap \mathbf{S}_\infty^1$. We consider that $\mathcal{F}_\infty(\Sigma)$ has the same cyclic order as \mathbf{S}_∞^1 .

We consider the set

$$\left\{ (\rho, \psi) \left| \begin{array}{l} \rho : \pi_1(\Sigma) \rightarrow \mathrm{PSL}(2, \mathbb{R}) \text{ is a Fuchsian representation,} \\ \psi : \mathcal{F}_\infty(\Sigma) \rightarrow \mathbf{S}_\infty^1 \text{ is } \rho(\pi_1(\Sigma))\text{-equivalent and cyclic-order-preserving.} \end{array} \right. \right\}$$

and say that (ρ_i, ψ_i) ($i = 1, 2$) are *equivalent* if there exists $\gamma \in \mathrm{PSL}(2, \mathbb{R})$ satisfying $\rho_2 = \gamma \cdot \rho_1 \cdot \gamma^{-1}$ and $\psi_2 = \gamma \cdot \psi_1$. We denote the set of all of these equivalent classes as $\widehat{\mathcal{T}}_\infty(\Sigma)$.

Proposition 2.4 (cf. [FG1, Theorem 1.6]). There is a natural bijection between the enhanced Teichmüller space $\widehat{\mathcal{T}}(\Sigma)$ and $\widehat{\mathcal{T}}_\infty(\Sigma)$.

Indeed, given $[\Sigma^h, f] \in \widehat{\mathcal{T}}(\Sigma)$, the representation ρ is the monodromy of the hyperbolic structure h , and ψ is given by the continuous extension of the lift $\widetilde{f} : \widetilde{\Sigma} \rightarrow \widetilde{\Sigma}^h \subset \mathbf{H}$ to \mathbf{S}_∞^1 .

For a simple closed curve C of $\Sigma \setminus M$ and $t \in \mathbb{R}_{\geq 0}$, we define *the Fenchel–Nielsen twist* $E_{tC} : \widehat{\mathcal{T}}_\infty(\Sigma) \rightarrow \widehat{\mathcal{T}}_\infty(\Sigma)$ as follows. We take $[\rho, \psi] \in \widehat{\mathcal{T}}_\infty(\Sigma)$ and let $\widetilde{\Sigma}_\rho$ be the universal cover of the hyperbolic surface $\Sigma_\rho := \mathbf{H}/\rho(\pi_1(\Sigma))$. Let \widetilde{C} be the union of all lifts of C in $\widetilde{\Sigma}_\rho$. We call each connected component of $\widetilde{\Sigma}_\rho \setminus \widetilde{C}$ a *gap*. We fix a gap S_0 . Let the length of C in Σ_ρ be $L(C)$. We endow each gap S with a hyperbolic element $E_S \in \mathrm{PSL}(2, \mathbb{R})$ as follows.

- E_{S_0} is the identity.
- For any gap S_1 adjacent to S_0 , let l_1 be the intervening geodesic between these gaps. Let E_{S_1} be the hyperbolic element whose axis is l_1 , whose translation distance is $t \cdot L(C)$

and whose direction is to the left (i.e. the restriction $E_{S_1}|_{S_1}$ of E_{S_1} moves S_1 to the left from S_0 's perspective).

- For any gap S_2 adjacent to S_1 and other than S_0 , let l_2 be the intervening geodesic between these gaps. Let $\overline{E_{S_2}}$ be the hyperbolic element whose axis is l_2 , whose translation distance is $t \cdot L(C)$ and whose direction is to the left. We define $E_{S_2} := E_{S_1} \circ \overline{E_{S_2}}$.
- Inductively iterating, for any gap S_n adjacent to S_{n-1} and other than S_{n-2} , let l_n be the intervening geodesic between these gaps. Let $\overline{E_{S_n}}$ be the hyperbolic element whose axis is l_n , whose translation distance is $t \cdot L(C)$ and whose direction is to the left. We define $E_{S_n} := E_{S_{n-1}} \circ \overline{E_{S_n}}$.

We define $\widetilde{E}_{tC} : \widetilde{\Sigma}_\rho \setminus \widetilde{C} \rightarrow \mathbf{H}$ as $\widetilde{E}_{tC} := \bigcup_{S : \text{gap}} E_S|_S$ and continuously extend it to $\partial_\infty \widetilde{E}_{tC} : \partial_\infty \widetilde{\Sigma}_\rho \rightarrow \mathbf{S}_\infty^1$, where $\partial_\infty \widetilde{\Sigma}_\rho$ is the intersection of $\widetilde{\Sigma}_\rho$ and \mathbf{S}_∞^1 .

1. We define a group-homomorphism $\rho' : \pi_1(\Sigma) \rightarrow \text{PSL}(2, \mathbb{R})$ by the condition $\partial_\infty \widetilde{E}_{tC} \circ \rho(\gamma) = \rho'(\gamma) \circ \partial_\infty \widetilde{E}_{tC}$ on $\partial_\infty \widetilde{\Sigma}_\rho$ for any $\gamma \in \pi_1(\Sigma)$. Then, ρ' is a Fuchsian representation by [BKS, Proposition 3.2.].
2. Define $\psi' : \mathcal{F}_\infty(\Sigma) \rightarrow \mathbf{S}_\infty^1$ by $\psi' := \partial_\infty \widetilde{E}_{tC} \circ \psi$. Then, ψ' is ρ' -equivariant and order-preserving. See [BB, BKS].

As above, we define

$$E_{tC} : \widehat{\mathcal{T}}_\infty(\Sigma) \rightarrow \widehat{\mathcal{T}}_\infty(\Sigma), [\rho, \psi] \mapsto [\rho', \psi'].$$

Moreover, $E_{tC} : \widehat{\mathcal{T}}(\Sigma) \rightarrow \widehat{\mathcal{T}}(\Sigma)$ is naturally induced by Proposition 2.4.

Definition 2.5. We call $E_{tC} : \widehat{\mathcal{T}}(\Sigma) \rightarrow \widehat{\mathcal{T}}(\Sigma)$ the *Fenchel–Nielsen twist* along a simple closed curve C with a twist parameter t .

3 A formula of the Fenchel–Nielsen twist

3.1 The proof of theorem 1.1

First, we consider an annulus $A_{1,1}$ with one point on each boundary component and ideal arcs in Figure 1. We take $g \in \widehat{\mathcal{T}}(A_{1,1})$ and calculate the Fenchel–Nielsen twist along the non-trivial and non-self-intersecting closed curve C . We number each edge and let the cross ratio coordinates of g be (X_1, X_2, X_3, X_4) .

We lift the surfaces to \mathbf{H} and draw the fundamental domain of the surfaces with dots. Let the endpoints of the lift of the ideal arcs in \mathbf{S}_∞^1 be $x_1, x_2, 0, x_3, 1, x_4 \infty$ in Figure 4.

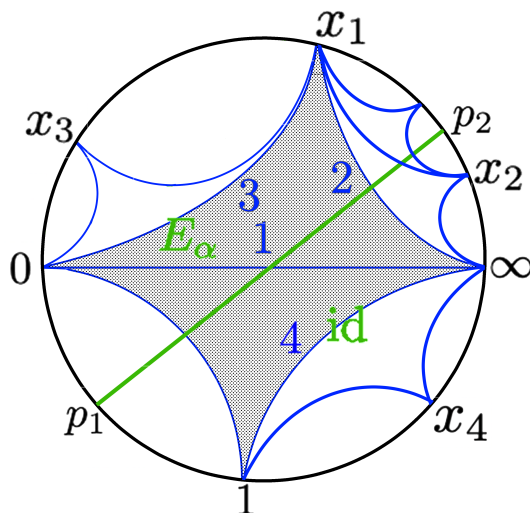


Figure 4: the universal cover \mathbf{H}

Then, we get

$$x_1 = -X_1, \quad x_2 = -X_1(X_2 + 1), \quad x_3 = -\frac{X_1 X_3}{X_3 + 1}, \quad x_4 = \frac{X_4 + 1}{X_4}.$$

We denote the hyperbolic element attaching the edge 2 as f_2 . The element f_2 maps 0, 1 and ∞ to x_1 , ∞ and x_2 , respectively. Here,

$$f_2 = \frac{1}{\sqrt{X_1 X_2}} \begin{bmatrix} X_1(X_2 + 1) & -X_1 \\ -1 & 1 \end{bmatrix} \in \text{PSL}(2, \mathbb{R})$$

and we calculate the absolute value of the trace of f_2

$$|\text{tr}(f_2)| = \frac{X_1(X_2 + 1) + 1}{\sqrt{X_1 X_2}}$$

and the hyperbolic distance of f_2

$$L(f_2) = 2 \cosh^{-1} \left(\frac{|\operatorname{tr}(f_2)|}{2} \right).$$

The fixed points of f_2 are

$$p_1 := \frac{-X_1(X_2 + 1) + 1 + \sqrt{(X_1(X_2 + 1) + 1)^2 - 4X_1X_2}}{2} > 0,$$

$$p_2 := \frac{-X_1(X_2 + 1) + 1 - \sqrt{(X_1(X_2 + 1) + 1)^2 - 4X_1X_2}}{2} < 0.$$

We normalize the scale of the Fenchel–Nielsen deformation by $L(f_2)$. Therefore, We let t ($t \geq 0$) be a twist parameter and define a stratum map E_α as

$$A_1 := \frac{1}{\sqrt{p_1 - p_2}} \begin{bmatrix} 1 & -p_1 \\ 1 & -p_2 \end{bmatrix},$$

$$E_\alpha := A_1^{-1} \cdot \begin{bmatrix} e^{\frac{tL(f_2)}{2}} & 0 \\ 0 & e^{-\frac{tL(f_2)}{2}} \end{bmatrix} \cdot A_1$$

$$= \frac{1}{(p_1 - p_2) e^{\frac{tL(f_2)}{2}}} \begin{bmatrix} p_1 - p_2 e^{tL(f_2)} & p_1 p_2 (e^{tL(f_2)} - 1) \\ -e^{tL(f_2)} + 1 & p_1 e^{tL(f_2)} - p_2 \end{bmatrix}.$$

The stratum maps related to cross ratio coordinates are the identity and E_α as Figure 4.

The values acted by the lift \widetilde{E}_{tC} of E_{tC} are

$$\widetilde{E}_{tC}(0) = \frac{p_1 p_2 (t - 1)}{p_1 e^{tL(f_2)} - p_2},$$

$$\widetilde{E}_{tC}(x_1) = \frac{(X_1 p_2 + p_1 p_2) e^{tL(f_2)} - (X_1 p_1 + p_1 p_2)}{(X_1 + p_1) e^{tL(f_2)} - (X_1 + p_2)},$$

$$\widetilde{E}_{tC}(x_3) = \frac{(X_1 X_3 p_2 + (X_3 + 1) p_1 p_2) e^{tL(f_2)} - (X_1 X_3 p_1 + (X_3 + 1) p_1 p_2)}{(X_1 X_3 + (X_3 + 1) p_1) e^{tL(f_2)} - (X_1 X_3 + (X_3 + 1) p_2)}.$$

When we use

$$p_1 p_2 = -X_1,$$

we get

$$\widetilde{E}_{tC}(0) = -\frac{X_1 (t - 1)}{p_1 e^{tL(f_2)} - p_2},$$

$$\widetilde{E}_{tC}(x_1) = \frac{X_1 ((p_2 - 1) e^{tL(f_2)} - (p_1 - 1))}{(X_1 + p_1) e^{tL(f_2)} - (X_1 + p_2)},$$

$$\widetilde{E}_{tC}(x_3) = \frac{X_1 ((X_3 p_2 - X_3 - 1) e^{tL(f_2)} - (X_3 p_1 - X_3 - 1))}{(X_1 X_3 + (X_3 + 1) p_1) e^{tL(f_2)} - (X_1 X_3 + (X_3 + 1) p_2)}.$$

We calculate the cross ratio coordinates $(X_1(E_{tC}(g)), X_2(E_{tC}(g)), X_3(E_{tC}(g)), X_4(E_{tC}(g)))$ which E_{tC} acts on.

$$\begin{aligned}
X_1(E_{tC}(g)) &= [E_\alpha(0) : 1 : \infty : E_\alpha(X_1)] = X_1 \cdot \frac{(p_1^2 + p_2^2 + 2X_1) e^{tL(f_2)}}{((X_1 + p_1) e^{tL(f_2)} - (X_1 + p_2))^2}, \\
X_2(E_{tC}(g)) &= [E_\alpha(0) : E_\alpha(X_2) : 1 : \infty] \\
&= \frac{(p_1 t - p_2) (((X_2 + 1) p_1 + p_2 + X_1 X_2 + X_1 - 1) e^{tL(f_2)} - (p_1 + (X_2 + 1) p_2 + X_1 X_2 + X_1 - 1))}{(p_1^2 + p_2^2 + 2X_1) e^{tL(f_2)}}, \\
X_3(E_{tC}(g)) &= [E_\alpha(0) : \infty : E_\alpha(X_1) : E_\alpha(X_3)] = X_3 \cdot \frac{(X_1 + p_1) e^{tL(f_2)} - (X_1 + p_2)}{p_1 e^{tL(f_2)} - p_2}, \\
X_4(E_{tC}(g)) &= [1 : X_4 : \infty : E_\alpha(0)] = X_4 \cdot \frac{(X_1 + p_1) e^{tL(f_2)} - (X_1 + p_2)}{p_1 e^{tL(f_2)} - p_2}.
\end{aligned}$$

When we use

$$\begin{aligned}
p_1 &= \frac{1}{2}(-\sqrt{X_1 X_2} |\operatorname{tr}(f_2)| + 2 + \sqrt{X_1 X_2} (|\operatorname{tr}(f_2)| - 4)) = 1 - \sqrt{X_1 X_2} \exp\left(-\frac{L(f_2)}{2}\right), \\
p_2 &= \frac{1}{2}(-\sqrt{X_1 X_2} |\operatorname{tr}(f_2)| + 2 - \sqrt{X_1 X_2} (|\operatorname{tr}(f_2)| - 4)) = 1 - \sqrt{X_1 X_2} \exp\left(\frac{L(f_2)}{2}\right), \\
p_1 + p_2 &= -X_1 X_2 - X_1 + 1,
\end{aligned}$$

we get

$$\begin{aligned}
X_1(E_{tC}(g)) &= X_1 \cdot \frac{2 \left(X_1 X_2 \cosh(L(f_2)) - 2 \sqrt{X_1 X_2} \cosh\left(\frac{L(f_2)}{2}\right) + X_1 + 1 \right) e^{tL(f_2)}}{\left(\left(\sqrt{X_1 X_2} e^{-\frac{L(f_2)}{2}} - X_1 - 1 \right) e^{tL(f_2)} - \left(\sqrt{X_1 X_2} e^{\frac{L(f_2)}{2}} - X_1 - 1 \right) \right)^2}, \\
X_2(E_{tC}(g)) &= X_2 \cdot \frac{\left(\left(\sqrt{X_1 X_2} e^{-\frac{L(f_2)}{2}} - 1 \right) e^{tL(f_2)} - \left(\sqrt{X_1 X_2} e^{\frac{L(f_2)}{2}} - 1 \right) \right)^2}{2 \left(X_1 X_2 \cosh(L(f_2)) - 2 \sqrt{X_1 X_2} \cosh\left(\frac{L(f_2)}{2}\right) + X_1 + 1 \right) e^{tL(f_2)}}, \\
X_3(E_{tC}(g)) &= X_3 \cdot \frac{\left(\sqrt{X_1 X_2} e^{-\frac{L(f_2)}{2}} - X_1 - 1 \right) e^{tL(f_2)} - \left(\sqrt{X_1 X_2} e^{\frac{L(f_2)}{2}} - X_1 - 1 \right)}{\left(\sqrt{X_1 X_2} e^{-\frac{L(f_2)}{2}} - 1 \right) e^{tL(f_2)} - \left(\sqrt{X_1 X_2} e^{\frac{L(f_2)}{2}} - 1 \right)}, \\
X_4(E_{tC}(g)) &= X_4 \cdot \frac{\left(\sqrt{X_1 X_2} e^{-\frac{L(f_2)}{2}} - X_1 - 1 \right) e^{tL(f_2)} - \left(\sqrt{X_1 X_2} e^{\frac{L(f_2)}{2}} - X_1 - 1 \right)}{\left(\sqrt{X_1 X_2} e^{-\frac{L(f_2)}{2}} - 1 \right) e^{tL(f_2)} - \left(\sqrt{X_1 X_2} e^{\frac{L(f_2)}{2}} - 1 \right)}.
\end{aligned}$$

We have gotten the formula for $A_{1,1}$.

Finally, we consider a general case. We take a marked surface (Σ, M) and a simple closed curve C on $\Sigma \setminus M$. When any connected component of $\Sigma \setminus C$ has at least one marked

point, there are two ideal arcs constituting the boundary of $A_{1,1}$ which includes C and whose internal has no marked point. Then, we introduce an ideal triangulation into $A_{1,1}$ in the same way as Figure 1, add ideal arcs and produce an ideal triangulation of (Σ, M) . We have proved Theorem 1.1.

3.2 The Dehn twist

We consider the formula of the Fenchel–Nielsen twist in the case of $t = 0$ and $t = 1$. By the trace and hyperbolic distance of f_2 , we get

$$\begin{aligned}\cosh\left(\frac{L(f_2)}{2}\right) &= \frac{1}{2} \left(\frac{X_1 X_2 + X_1 + 1}{\sqrt{X_1 X_2}} \right), \\ \cosh(L(f_2)) &= \frac{(X_1 X_2 + X_1 + 1)^2 - 2 X_1 X_2}{2 X_1 X_2}.\end{aligned}$$

1. When $t = 0$,

$$\begin{aligned}X_1(E_{0.C}(g)) &= X_1 \cdot \frac{2 \left(X_1 X_2 \cosh(L(f_2)) - 2 \sqrt{X_1 X_2} \cosh\left(\frac{L(f_2)}{2}\right) + X_1 + 1 \right)}{2 X_1 X_2 (\cosh(L(f_2)) - 1)} \\ &= X_1.\end{aligned}$$

The other coordinates are calculated in the same way and we get

$$(X_1(E_{0.C}(g)), X_2(E_{0.C}(g)), X_3(E_{0.C}(g)), X_4(E_{0.C}(g))) = (X_1, X_2, X_3, X_4).$$

2. When $t = 1$,

$$\begin{aligned}X_1(E_{1.C}(g)) &= X_1 \cdot \frac{X_1 X_2 \cosh(L(f_2)) - 2 \sqrt{X_1 X_2} \cosh\left(\frac{L(f_2)}{2}\right) + X_1 + 1}{(X_1 + 1)^2 (\cosh(L(f_2)) - 1)} \\ &= \frac{X_1^2 X_2}{(X_1 + 1)^2}.\end{aligned}$$

The other coordinates are calculated in the same way and we get

$$\begin{aligned}(X_1(E_{1.C}(g)), X_2(E_{1.C}(g)), X_3(E_{1.C}(g)), X_4(E_{1.C}(g))) \\ = \left(\frac{X_1^2 X_2}{(X_1 + 1)^2}, \frac{1}{X_1}, (X_1 + 1) X_3, (X_1 + 1) X_4 \right).\end{aligned}$$

It is a formula of the Dehn twist.

Acknowledgement

The author thanks Tsukasa Ishibashi and Shunsuke Kano for their valuable discussion. He would like to thank his supervisor, Takuya Sakasai for his patient guidance.

References

- [Asa] T. Asaka, *Earthquake maps of a once-punctured torus*, Master's thesis, University of Tokyo (2018), <http://www.cajpn.org/refs/thesis/18M-Asaka.pdf>.
- [AIK] T. Asaka, T. Ishibashi and S. Kano, *Earthquake theorem for cluster algebras of finite type*, *Int. Math. Res. Not.* **8** (2024), 7129–7159
- [BB] R. Benedetti and F. Bonsante, $(2 + 1)$ *Einstein spacetimes of finite type*, *Eur. Math. Soc., Zürich*, **13** (2009), 533–609.
- [BKS] F. Bonsante, K. Krasnov and J. M. Schlenker, *Multi-black holes and earthquakes on Riemann surfaces with boundaries*, *Int. Math. Res. Not.*, **3** (2011), 487–552.
- [FG1] V. V. Fock and A. B. Goncharov, *Moduli spaces of local systems and higher Teichmüller theory*, *Publ. Math. Inst. Hautes Études Sci.*, **103** (2006), 1–211.
- [FG2] V. V. Fock and A. B. Goncharov, *Cluster ensembles, quantization and the dilogarithm*, *Ann. Sci. Éc. Norm. Supér.*, **42** (2009), 865–930.
- [FZ1] S. Fomin and A. Zelevinsky, *Cluster algebras. I. Foundations*, *J. Amer. Math. Soc.* **15** (2002), 497–529.
- [FZ4] S. Fomin and A. Zelevinsky, *Cluster algebras. IV. Coefficients*, *Compos. Math.* **143** (2007), 112–164.
- [Gar] G. S. Garden, *Earthquakes on the once-punctured torus*, arXiv:2203.06609.
- [Ker] S. P. Kerckhoff, *The Nielsen realization problem*, *Ann. of Math. (2)* **117** (1983), 235–265.

- [Mir] M. Mirzakhani, *Ergodic theory of the earthquake flow*, Int. Math. Res. Not. IMRN **2008**, Art. ID rnm116, 39 pp.
- [Nak] T. Nakanishi, *Cluster patterns and scattering diagrams, Part I. Basics in Cluster Algebras*, arXiv:2201.11371.
- [Pen] R. C. Penner, *Decorated Teichmüller theory*, QGM Master Class Series, European Mathematical Society (EMS), Zürich, 2012.
- [Thu] W. P. Thurston, *Earthquakes in two-dimensional hyperbolic geometry*, London Math. Soc. **112** (1984), 91–112.
- [Yur1] T. Yurikusa, *Density of g -vector cones from triangulated surfaces*, Int. Math. Res. Not. IMRN, **21**(2020), 8081-8119.
- [Yur2] T. Yurikusa, *Acyclic cluster algebras with dense g -vector fans*, arXiv:2107.13482

Takeru Asaka

Graduate School of Information Sciences, Tohoku University, 6-3 Aoba, Aramaki, Aoba-ku,
Sendai, Miyagi 980-8578, Japan.

Email : asakatakeru@gmail.com